

# Two-connected signed graphs with maximum nullity at most two

Marina Arav, Frank J. Hall, Zhongshan Li, Hein van der Holst\*

Department of Mathematics and Statistics  
Georgia State University  
Atlanta, GA 30303, USA

December 6, 2024

## Abstract

A signed graph is a pair  $(G, \Sigma)$ , where  $G = (V, E)$  is a graph (in which parallel edges are permitted, but loops are not) with  $V = \{1, \dots, n\}$  and  $\Sigma \subseteq E$ . The edges in  $\Sigma$  are called odd and the other edges of  $E$  even. By  $S(G, \Sigma)$  we denote the set of all symmetric  $n \times n$  matrices  $A = [a_{i,j}]$  with  $a_{i,j} < 0$  if  $i$  and  $j$  are adjacent and connected by only even edges,  $a_{i,j} > 0$  if  $i$  and  $j$  are adjacent and connected by only odd edges,  $a_{i,j} \in \mathbb{R}$  if  $i$  and  $j$  are connected by both even and odd edges,  $a_{i,j} = 0$  if  $i \neq j$  and  $i$  and  $j$  are non-adjacent, and  $a_{i,i} \in \mathbb{R}$  for all vertices  $i$ . The parameters  $M(G, \Sigma)$  and  $\xi(G, \Sigma)$  of a signed graph  $(G, \Sigma)$  are the largest nullity of any matrix  $A \in S(G, \Sigma)$  and the largest nullity of any matrix  $A \in S(G, \Sigma)$  that has the Strong Arnold Hypothesis, respectively. In a previous paper, we gave a characterization of signed graphs  $(G, \Sigma)$  with  $M(G, \Sigma) \leq 1$  and of signed graphs with  $\xi(G, \Sigma) \leq 1$ . In this paper, we characterize the 2-connected signed graphs  $(G, \Sigma)$  with  $M(G, \Sigma) \leq 2$  and the 2-connected signed graphs  $(G, \Sigma)$  with  $\xi(G, \Sigma) \leq 2$ .

## 1 Introduction

A *signed graph* is a pair  $(G, \Sigma)$ , where  $G = (V, E)$  is a graph (in which parallel edges are permitted, but loops are not) and  $\Sigma \subseteq E$ . (We refer to [3] for the notions and concepts in graph theory.) The edges in  $\Sigma$  are called *odd* and the other edges *even*. If  $V = \{1, 2, \dots, n\}$ , we denote by  $S(G, \Sigma)$  the set of all real symmetric  $n \times n$  matrices  $A = [a_{i,j}]$  with

- $a_{i,j} < 0$  if  $i$  and  $j$  are adjacent and all edges between  $i$  and  $j$  are even,
- $a_{i,j} > 0$  if  $i$  and  $j$  are adjacent and all edges between  $i$  and  $j$  are odd,

---

\*Corresponding author, E-mail: hvanderholst@gsu.edu

- $a_{i,j} \in \mathbb{R}$  if  $i$  and  $j$  are connected by odd and even edges,
- $a_{i,j} = 0$  if  $i \neq j$  and  $i$  and  $j$  are non-adjacent, and
- $a_{i,i} \in \mathbb{R}$  for all vertices  $i$ .

In [1] we introduced for any signed graph  $(G, \Sigma)$ , among other parameters, the signed graph parameters  $M$  and  $\xi$ . For a signed graph  $(G, \Sigma)$ ,  $M(G, \Sigma)$  is the maximum of the nullities of the matrices in  $S(G, \Sigma)$ . In order to describe the parameter  $\xi$  we need the notion of *Strong Arnold Property* (SAP for short). A matrix  $A = [a_{i,j}] \in S(G, \Sigma)$  has the SAP if  $X = 0$  is the only symmetric matrix  $X = [x_{i,j}]$  such that  $x_{i,j} = 0$  if  $i$  and  $j$  are adjacent vertices or  $i = j$ , and  $AX = 0$ . Then  $\xi(G, \Sigma)$  is defined as the largest nullity of any matrix  $A \in S(G, \Sigma)$  satisfying the SAP. It is clear that  $\xi(G, \Sigma) \leq M(G, \Sigma)$  for any signed graph  $(G, \Sigma)$ . This signed graph parameter  $\xi$  is analogous to the parameter  $\xi$  for simple graphs introduced by Barioli, Fallat, and Hogben [2].

If  $G$  is a graph and  $v$  a vertex of  $G$ , then  $\delta(v)$  denotes the set of edges of  $G$  incident to  $v$ . The symmetric difference of two sets  $A$  and  $B$  is the set  $A \Delta B = A \setminus B \cup B \setminus A$ . If  $(G, \Sigma)$  is a signed graph and  $U \subseteq V(G)$ , we say that  $(G, \Sigma)$  and  $(G, \Sigma \Delta \delta(U))$  are *sign-equivalent* and call the operation  $\Sigma \rightarrow \Sigma \Delta \delta(U)$  *re-signing on  $U$* . Re-signing on  $U$  amounts to performing a diagonal similarity on the matrices in  $S(G, \Sigma)$ , and hence it does not affect  $M(G, \Sigma)$  and  $\xi(G, \Sigma)$ .

Let  $(G, \Sigma)$  be a signed graph. If  $H$  is a subgraph of  $G$ , then we say that  $H$  is *odd* if  $\Sigma \cap E(H)$  has an odd number of elements, otherwise we call  $H$  *even*. Zaslavsky showed in [7] that two signed graphs are sign-equivalent if and only if they have the same set of odd cycles. Thus, two signed graphs  $(G, \Sigma)$  and  $(G, \Sigma')$  that have the same set of odd cycles have  $\xi(G, \Sigma) = \xi(G, \Sigma')$ .

In [1], we showed that a signed graph  $(G, \Sigma)$  has  $M(G, \Sigma) \leq 1$  if and only if  $(G, \Sigma)$  is sign-equivalent to a signed graph  $(H, \emptyset)$ , where  $H$  is a graph whose underlying simple graph is a path. Furthermore, we showed that a signed graph  $(G, \Sigma)$  has  $\xi(G, \Sigma) \leq 1$  if and only if  $(G, \Sigma)$  is sign-equivalent to the signed graph  $(H, \emptyset)$ , where  $H$  is a graph whose underlying simple graph is a disjoint union of paths. Observe that in case the signed graph  $(G, \Sigma)$  is connected,  $M(G, \Sigma) \leq 1$  if and only if  $\xi(G, \Sigma) \leq 1$ . In this paper, we characterize the class of 2-connected signed graphs  $(G, \Sigma)$  with  $M(G, \Sigma) \leq 2$ . We will see that this class coincides with the class of signed graphs  $(G, \Sigma)$  with  $\xi(G, \Sigma) \leq 2$ .

The above characterizations are extensions of results known for simple graphs to signed graphs. For a simple graph  $G$ , denote by  $S(G)$  the set of all real symmetric  $n \times n$  matrices  $A = [a_{i,j}]$  with  $a_{i,j} \neq 0$  if  $i$  and  $j$  are connected by an edge,  $a_{i,j} = 0$  if  $i \neq j$  and  $i$  and  $j$  are non-adjacent, and  $a_{i,i} \in \mathbb{R}$  for all vertices  $i$ . The maximum nullity of a simple graph  $G$  is the maximum of the nullities of the matrices in  $S(G)$ . Fiedler [4] proves that a simple graph  $G$  has  $M(G) \leq 1$  if and only if  $G$  is a path. In [6], Johnson, Loewy, and Smith characterize the class of simple graphs  $G$  with  $M(G) \leq 2$ . Barioli, Fallat, and Hogben introduced in [2] the parameter  $\xi$ . For a simple graph  $G$ ,  $\xi(G)$  is defined as the largest nullity of any matrix  $A \in S(G)$  satisfying the SAP. In [2], they prove that a graph  $G$

has  $\xi(G) \leq 1$  if and only if  $G$  is a subgraph of a path. In [5], Hogben and van der Holst give a characterization of the class of simple graphs  $G$  with  $\xi(G) \leq 2$ .

## 2 The maximum nullity of some signed graphs

*Contracting* an edge  $e$  with ends  $u$  and  $v$  in a graph  $G$  means deleting  $e$  and identifying the vertices  $u$  and  $v$ . A signed graph  $(H, \Gamma)$  is a *weak minor* of a signed graph  $(G, \Sigma)$  if  $(H, \Gamma)$  can be obtained from  $(G, \Sigma)$  by deleting edges and vertices, contracting edges, and re-signing around vertices. We use weak minor to distinguish it from minor in which only even edges are allowed to be contracted. The parameter  $\xi$  has the nice property that if  $(H, \Gamma)$  is a weak minor of the signed graph  $(G, \Sigma)$ , then  $\xi(H, \Gamma) \leq \xi(G, \Sigma)$ .

Let us now introduce some signed graphs. By  $K_n^e$  and  $K_n^o$  we denote the signed graphs  $(K_n, \emptyset)$  and  $(K_n, E(K_n))$ , respectively. By  $K_4^i$  we denote the signed graph  $(K_4, \{e\})$ , where  $e$  is an edge of  $K_4$ . By  $K_{2,3}^e$  and  $K_{2,3}^i$ , we denote the signed graphs  $(K_{2,3}, \emptyset)$  and  $(K_{2,3}, \{e\})$ , where  $e$  is an edge of  $K_{2,3}$ , respectively.

From Proposition 8 in [1], the following lemma follows.

**Lemma 1.**  $M(K_n^e) = \xi(K_n^e) = n - 1$  and  $M(K_n^o) = \xi(K_n^o) = n - 1$ .

The following lemma follows from Proposition 34 in [1].

**Lemma 2.**  $M(K_4^i) = \xi(K_4^i) = 2$ .

The following lemma follows from Proposition 35 in [1].

**Lemma 3.**  $M(K_{2,3}^e) = \xi(K_{2,3}^e) = 3$  and  $M(K_{2,3}^i) = \xi(K_{2,3}^i) = 2$ .

From Lemmas 1 and 3, it follows that signed graphs  $(G, \Sigma)$  with  $\xi(G, \Sigma) \leq 2$  cannot have a weak  $K_4^e$ -,  $K_4^o$ -, or  $K_{2,3}^e$ -minor. If a signed graph  $(G, \Sigma)$  has no weak  $K_4^e$ -,  $K_4^o$ -, or  $K_{2,3}^e$ -minor, the graph  $G$  can still have a  $K_4$ - or  $K_{2,3}$ -minor. However, these minors force the signed graph to have additional structure. We will study this in the next section.

By  $W_4$  we denote the graph obtained from  $C_4$  by adding a new vertex  $v$  and connecting it to each vertex of  $C_4$ . The subgraph  $C_4$  in  $W_4$  is called the *rim* of  $W_4$ . Any edge between  $v$  and a vertex of the rim of  $W_4$  is called a *spoke*. Let  $e_1, e_2$  be two nonadjacent edges of the  $C_4$  in  $W_4$ . By  $W_4^o$ , we denote the signed graph  $(W_4, \{e_1, e_2\})$ . See Figure 1 for a picture of  $W_4^o$ ; here a bold edge is an odd edge and a thin edge an even edge. This signed graph appears as a special case in the characterization of 2-connected signed graphs  $(G, \Sigma)$  with  $M(G, \Sigma) \leq 2$ .

**Lemma 4.**  $M(W_4^o) = \xi(W_4^o) = 2$

*Proof.* Let  $v_1, v_2, v_3, v_4$  be the vertices of the rim of  $W_4$  in this cyclic order, and let  $v$  be the hub of  $W_4$ . We assume that the edges between  $v_1$  and  $v_2$  and between  $v_3$  and  $v_4$  are even. Suppose for a contradiction that  $M(W_4^o) \geq 3$ . Then there exists a matrix  $A = [a_{i,j}] \in S(W_4^o)$  with nullity  $\geq 3$ . Since  $\text{nullity}(A) \geq 3$ , there

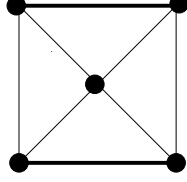


Figure 1: The signed four-wheel.

exist nonzero vectors  $x, y \in \ker(A)$  with  $x_{v_1} = x_{v_2} = 0$  and  $y_{v_1} = y_{v_4} = 0$ . If  $x_v = 0$ , then from  $Ax = 0$  it would follow that  $x_{v_4} = x_{v_3} = 0$ . This contradiction shows that  $x_v \neq 0$ . We may assume that  $x_v > 0$ . Then, since the edge between  $v$  and  $v_1$  is even, the edge between  $v_1$  and  $v_4$  is odd, and  $Ax = 0$ , it follows that  $x_{v_4} > 0$ . Similarly,  $x_{v_3} > 0$ . Let  $a_v$  denote the row of  $A$  corresponding to  $v$ . Then  $a_v x = 0$ , and, since  $x_v > 0$ ,  $x_{v_4} > 0$ ,  $x_{v_3} > 0$ , it follows that  $a_{v,v} > 0$ .

We will now do the same with the vector  $y$ . If  $y_v = 0$ , then it would follow that  $y_{v_2} = y_{v_3} = 0$ . This contradiction shows that  $y_v \neq 0$ . We may assume that  $y_v > 0$ . Then, since the edge between  $v_1$  and  $v_2$  is even, the edge between  $v_1$  and  $v$  is even, and  $Ay = 0$ , it follows that  $y_{v_2} < 0$ . Similarly,  $y_{v_3} < 0$ . Since  $a_v y = 0$  and  $y_v > 0$ ,  $y_{v_2} < 0$ ,  $y_{v_3} < 0$ , it follows that  $a_{v,v} < 0$ . We have arrived at a contradiction, and we can conclude that  $\xi(W_4^o) \leq M(W_4^o) \leq 2$ . Since  $W_4^o$  contains an odd cycle,  $M(W_4^o) \geq \xi(W_4^o) \geq \xi(K_2^-) = 2$ , and hence  $M(W_4^o) = \xi(W_4^o) = 2$ .  $\square$

### 3 Wide separations

Let  $(G, \Sigma)$  be a signed graph. A pair  $[G_1, G_2]$  of subgraphs of  $G$  is a *wide separation* of  $(G, \Sigma)$  if there exists an odd 4-cycle  $C_4$  such that  $G_1 \cup C_4 \cup G_2 = G$ ,  $E(G_1) \cap E(C_4) = \emptyset$ ,  $E(G_2) \cap E(C_4) = \emptyset$ ,  $V(G_1) \cap V(G_2) = \emptyset$ ,  $V(G_1) \cap V(C_4) = \{r_1, r_2\}$  and  $V(G_2) \cap V(C_4) = \{s_1, s_2\}$ , where  $r_1$  and  $r_2$  are nonadjacent vertices of  $C_4$  and  $s_1$  and  $s_2$  are nonadjacent vertices of  $C_4$ . We call  $r_1, r_2$  the vertices of attachment of  $G_1$  and  $s_1, s_2$  the vertices of attachment of  $G_2$  in the wide separation.

**Lemma 5.** *Let  $(G, \Sigma)$  be a signed graph with no weak minor isomorphic to  $K_4^e$ ,  $K_4^o$ , or  $K_{2,3}^i$ . If  $G$  has a  $K_4$ -minor, but no  $W_4$ -minor, then  $(G, \Sigma)$  has a wide separation.*

*Proof.* Since  $G$  has a  $K_4$ -minor and all vertices of  $K_4$  have degree three,  $G$  has a subgraph isomorphic to a subdivision of  $K_4$ . Hence there are distinct vertices  $v_1, v_2, v_3, v_4$  and openly disjoint paths  $P_1, \dots, P_6$  of length  $\geq 1$  in  $G$ , where  $P_1$  has ends  $v_1$  and  $v_2$ ,  $P_2$  has ends  $v_1$  and  $v_3$ ,  $P_3$  has ends  $v_1$  and  $v_4$ ,  $P_4$  has ends  $v_2$  and  $v_3$ ,  $P_5$  has ends  $v_2$  and  $v_4$ , and  $P_6$  has ends  $v_3$  and  $v_4$ . Let  $H$  be the subgraph spanned by  $v_1, v_2, v_3, v_4$  and  $P_1, \dots, P_6$ . Since  $(G, \Sigma)$  has no weak  $K_4^e$ - or  $K_4^o$ -minor,  $(H, \Sigma \cap E(H))$  has no weak  $K_4^e$ - or  $K_4^o$ -minor.

By re-signing if needed, we may assume that, in  $(G, \Sigma)$ ,  $P_1$  is an odd path and that  $P_2, \dots, P_6$  are even paths.

The paths  $P_1$ ,  $P_2$ ,  $P_5$ , and  $P_6$  consist of single edges.

$P_6$  is a single edge, for otherwise, possibly after re-signing, we contract an odd edge in  $P_6$  and obtain a signed graph that contains  $K_4^o$  as a weak minor.  $P_1$  is a single edge, for otherwise, we contract an odd edge in  $P_1$  and obtain a signed graph that contains  $K_4^e$  as a weak minor. If both  $P_3$  and  $P_5$  have length  $\geq 2$ , then, possibly after re-signing, we contract an odd edge in  $P_3$  and in  $P_5$ , and obtain a signed graph that has  $K_4^o$  as a weak minor. Hence at least one of  $P_3$  and  $P_5$  consists of a single edge. In the same way, at least one of  $P_2$  and  $P_4$  consists of a single edge. If both  $P_2$  and  $P_3$  have length  $\geq 2$ , then possibly after re-signing, we contract an odd edge in  $P_2$  and in  $P_3$ , and obtain a signed graph that has  $K_4^o$  as a weak minor. Hence at least one of  $P_2$  and  $P_3$  consists of a single edge. In the same way, at least one of  $P_4$  and  $P_5$  consists of a single edge. If one of  $P_2$  and  $P_5$  has length  $\geq 2$ , then  $P_3$  and  $P_4$  consist each of a single edge. Hence, we can conclude that both  $P_2$  and  $P_5$  consist of single edges, or that both  $P_3$  and  $P_4$  consist of single edges. By symmetric we may assume that  $P_2$  and  $P_5$  consist of single edges.

Since  $G$  has no  $W_4$ -minor, each path connecting a vertex of  $P_3$  to a vertex of  $P_4$  must contain at least one vertex of  $\{v_1, v_4\}$  and at least one vertex of  $\{v_2, v_3\}$ . Thus  $(G, \Sigma)$  has a wide separation.  $\square$

**Lemma 6.** *Let  $(G, \Sigma)$  be a graph with no weak  $K_{2,3}^e$ -minor. If  $G$  has  $K_{2,3}$ -minor, then  $(G, \Sigma)$  has a wide separation  $[G_1, G_2]$ , where  $G_1$  is isomorphic to  $K_2^e$ .*

*Proof.* Since  $G$  has a  $K_{2,3}$ -minor,  $G$  has a subgraph  $H$  isomorphic to a subdivision of  $K_{2,3}$ . Hence there are vertices  $v_1, v_2, v_3, v_4, v_5$  and openly disjoint paths  $P_1, \dots, P_6$  of length  $\geq 1$  in  $H$ , where  $P_1$  has ends  $v_1$  and  $v_2$ ,  $P_2$  has ends  $v_1$  and  $v_4$ ,  $P_3$  has ends  $v_1$  and  $v_5$ ,  $P_4$  has ends  $v_3$  and  $v_4$ ,  $P_5$  has ends  $v_2$  and  $v_3$ , and  $P_6$  has ends  $v_3$  and  $v_5$ . We now view the paths  $P_1, \dots, P_6$  as paths in the signed graph  $(H, \Sigma \cap E(H))$ . We may re-sign  $(H, \Sigma \cap E(H))$  such that  $P_1$  is odd and  $P_2, \dots, P_6$  are odd.

$P_1$  is a single edge, for otherwise, possibly after re-signing, we contract an odd edge in  $P_1$  and obtain a signed graph that contains  $K_{2,3}^e$  as a weak minor. Similarly,  $P_5$  is a single edge. If both  $P_2$  and  $P_3$  have length  $\geq 2$ , then, possibly after re-signing, we contract an odd edge in  $P_2$  and in  $P_3$ , and obtain a signed graph that has  $K_{2,3}^e$  as a weak minor. Hence at least one of  $P_2$  and  $P_3$  consists of a single edge. Similarly at least one of  $P_4$  and  $P_6$  consists of a single edge, at least one of  $P_2$  and  $P_6$  consists of a single edge, and at least one of  $P_3$  and  $P_4$  consists of a single edge. Hence at most one path of  $P_2, P_3, P_4, P_6$  has length  $\geq 2$ . That is,  $(G, \Sigma)$  has a wide separation  $[G_1, G_2]$ , where  $G_1$  is isomorphic to  $K_2^e$ .  $\square$

## 4 The signed four-wheel

In this section we show that if  $(G, \Sigma)$  is a signed graph with no  $K_4^e$ -,  $K_4^o$ -, or  $K_{2,3}^e$ -minor, but  $G$  has a  $W_4$ -minor, then the edges in each parallel class of  $(G, \Sigma)$  have the same parity and, after removing from each parallel class all but one edge, we obtain  $W_4^o$ .

**Lemma 7.** *Let  $(W_4, \Sigma)$  be a signed graph with no  $K_4^e$ -,  $K_4^o$ -, or  $K_{2,3}^e$ -minor. Then  $(W_4, \Sigma)$  is sign-equivalent to  $W_4^o$ .*

*Proof.* If at most one triangle of  $(W_4, \Sigma)$  is even, then  $(W_4, \Sigma)$  has a  $K_4^o$ -minor. If at most one triangle of  $(W_4, \Sigma)$  is odd, then  $(W_4, \Sigma)$  has a  $K_4^e$ -minor. So we may assume that  $(W_4, \Sigma)$  has exactly two odd triangles. If they share an edge, then  $(W_4, \Sigma)$  has a  $K_{2,3}^e$ -minor. If they do not share an edge, then  $(W_4, \Sigma)$  is sign-equivalent to  $W_4^o$ .  $\square$

**Lemma 8.** *Let  $(G, \Sigma)$  be obtained from  $W_4^o$  by adding an odd or even edge between nonadjacent vertices. Then  $(G, \Sigma)$  has a weak  $K_4^o$ - or  $K_4^e$ -minor.*

*Proof.* Let  $v_1, v_2, v_3, v_4$  be the vertices on the rim of  $W_4$  in this order. Up to symmetry there is only one possibility to add an edge between two nonadjacent vertices in  $W_4$ . We may assume that we add the edge  $e$  between  $v_1$  and  $v_3$ . If  $e$  is an even edge, then the resulting signed graph has a weak  $K_4^o$ -minor. If  $e$  is an odd edge, then the resulting graph has a weak  $K_4^e$ -minor.  $\square$

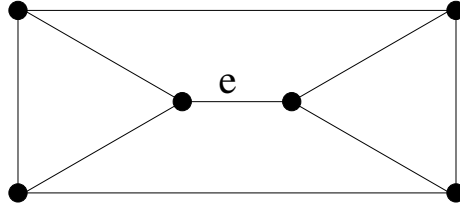


Figure 2: The prism with the edge  $e$

**Lemma 9.** *Let  $(G, \Sigma)$  be a signed graph which has an edge whose contraction yields  $W_4^o$ , then  $(G, \Sigma)$  has a weak  $K_4^o$ - or  $K_4^e$ -minor.*

*Proof.* If  $G$  has a vertex of degree two, then  $G$  arises from  $W_4$  by inserting a new vertex on an edge  $e$  of  $W_4$ , which results in a path  $P$  of length two in  $G$ . If  $e$  is an even edge on the rim of  $W_4$ , then, possibly after re-signing, we contract all but one odd edge of  $P$ . The resulting signed graph contains a weak  $K_4^o$ -minor. If  $e$  is an odd edge on the rim of  $W_4$ , then, possibly after re-signing, we contract all but one even edge of  $P$ . The resulting signed graph contains a weak  $K_4^e$ -minor. If  $e$  is a spoke of  $W_4$ , then, possibly after re-signing, we contract all but one odd edge of  $P$ . The resulting signed graph contains a weak  $K_4^o$ -minor.

So we may assume that  $G$  has no vertex of degree two. Then  $G$  is isomorphic either to the prism,  $C_6^e$  (see Figure 2), or to  $K_{3,3}$ . Let  $e$  be the edge in  $G$  such that contracting  $e$  yields  $W_4$ .

If  $G$  is isomorphic to  $K_{3,3}$ , then  $(G, \Sigma) - e$  contains a weak  $K_4^o$ -minor. Suppose next that  $G$  is isomorphic to the prism. If  $(G, \Sigma)$  has two odd triangles, then, possibly after re-signing, we contract  $e$  and another edge not on the two odd triangles, and obtain a signed graph that contains a  $K_4^o$  as a signed subgraph. If  $(G, \Sigma)$  has two even triangles, then, possibly after re-signing, we contract  $e$  and another edge not on the two even triangles, and obtain a signed graph that contains a  $K_4^e$  as a signed subgraph.  $\square$

**Lemma 10.** *Let  $(G, \Sigma)$  be a signed graph. If  $G$  has a  $W_4$ -minor, then at least one of the following holds:*

1.  $(G, \Sigma)$  has a weak  $K_4^o$ -,  $K_4^e$ -, or  $K_{2,3}^e$ -minor, or
2. the edges in each parallel class of  $(G, \Sigma)$  have the same parity and, after removing from each parallel class all but one edge, we obtain  $W_4^o$ .

*Proof.* Suppose for a contradiction that there exists a signed graph  $(G, \Sigma)$  such that  $G$  has a  $W_4$ -minor, but  $(G, \Sigma)$  has no weak  $K_4^o$ -,  $K_4^e$ -, or  $K_{2,3}^e$ -minor and it is not the case that the edges in each parallel class of  $(G, \Sigma)$  have the same parity and, after removing from each parallel class all but one edge, we obtain  $W_4^o$ . We take  $(G, \Sigma)$  with  $|V(G)| + |E(G)|$  as small as possible.

If the underlying simple graph of  $G$  is isomorphic to  $W_4$ , then there must be parallel edges of different parity in  $(G, \Sigma)$ . In this case  $(G, \Sigma)$  has a weak  $K_4^o$ -,  $K_4^e$ -, or  $K_{2,3}^e$ -minor by Lemma 7. So we may assume that the underlying simple graph of  $G$  is not isomorphic to  $W_4$ . Since  $G$  has a  $W_4$ -minor and  $G$  is connected, there exists a signed graph  $(H, \Omega)$  such that  $(H, \Omega)$  is a minor of  $(G, \Sigma)$ , the underlying simple graph of  $H$  is not isomorphic to  $W_4$ , and  $W_4^o$  can be obtained from  $(H, \Omega)$  by deleting or contracting one edge. If  $W_4^o$  can be obtained from  $(H, \Omega)$  by deleting an edge  $e$ , then  $e$  connects nonadjacent vertices of  $W_4^o$ . In this case,  $(H, \Omega)$  has a weak  $K_4^o$ - or  $K_4^e$ -minor by Lemma 8, and hence  $(G, \Sigma)$  has a  $K_4^o$ - or  $K_4^e$ -minor. If  $W_4^o$  can be obtained from  $(H, \Omega)$  by contracting an edge  $e$ , then  $(H, \Omega)$  has a weak  $K_4^o$ - or  $K_4^e$ -minor by Lemma 9, and hence  $(G, \Sigma)$  has a weak  $K_4^o$ - or  $K_4^e$ -minor.  $\square$

## 5 Partial wide 2-path

A *sided 2-path* is defined recursively as follows:

1. Let  $T$  be a triangle and let  $\mathcal{F}$  be a set of two distinct edges in this triangle. Then  $(T, \mathcal{F})$  is a sided 2-path.
2. If  $(G, \mathcal{F})$  is a sided 2-path and  $H$  is obtained from  $G$  by adding edges parallel to the edges in  $\mathcal{F}$ , then  $(H, \mathcal{F})$  is a sided 2-path.

3. Let  $(G, \mathcal{F})$  be a sided proper 2-path and let  $e$  and  $f$  be distinct edges in a disjoint triangle  $T$ . If  $H$  is obtained from  $G$  by identifying the edge  $f$  of  $T$  with an edge  $h$  in  $\mathcal{F}$ , then  $(H, (\mathcal{F} \setminus \{h\}) \cup \{e\})$  is a sided 2-path.

The edges in  $\mathcal{F}$  are called the sides of the sided 2-path. A *2-path* is a graph  $G$  for which there exists a set  $\mathcal{F}$  of two distinct edges of  $G$  such that  $(G, \mathcal{F})$  is a sided 2-path. A *partial 2-path* is a subgraph of a 2-path. A 2-connected partial 2-path with no parallel edges is the same as a linear singly edge articulated cycle graph (LSEAC), a type of graphs introduced by Johnson et al. [6], and it is the same as a linear 2-tree, a type of graphs introduced by Hogben and van der Holst [5].

**Lemma 11.** *Let  $G$  be a 2-connected graph with no  $K_4$ -,  $K_{2,3}$ -, or  $K_3^-$ -minor. Then  $G$  is a partial 2-path.*

*Proof.* Since  $G$  has no  $K_4$ - and no  $K_{2,3}$ -minor,  $G$  is outerplanar. Hence  $G$  can be embedded in the plane such that all its vertices are incident to the infinite face. Add edges such that all finite faces are either triangles or 2-cycles and let the resulting graph be  $H$ . Construct the following tree  $R$ . The vertices of  $R$  are all finite faces of the plane embedding. Connect two vertices of the tree if the corresponding faces have an edge in common. Then  $R$  is a path. For if not, there would be a face that has edges in common with at least three other faces. Such a graph has a  $K_3^-$ -minor. By induction it can now be shown that  $H$  is a 2-path. Hence  $G$  is a partial 2-path.  $\square$

A pair  $\{e, f\}$  of nonadjacent edges in  $K_4^i$  is called *split* if both  $e$  and  $f$  belong to an even and an odd triangle.

A *sided wide 2-path* is defined recursively as follows:

1. Let  $(G, \Sigma)$  be an even or odd triangle or a  $K_4^i$ . If  $(G, \Sigma)$  is a triangle, let  $\mathcal{F}$  be distinct edges in this triangle. If  $(G, \Sigma) = K_4^i$ , let  $\mathcal{F}$  be a split pair of edges in  $K_4^i$ .
2. If  $[(G, \Sigma), \mathcal{F}]$  is a sided wide 2-path and  $(H, \Omega)$  is obtained from  $(G, \Sigma)$  by adding odd and even edges parallel to edges in  $\mathcal{F}$ , then  $[(H, \Omega), \mathcal{F}]$  is a sided wide 2-path.
3. Let  $[(G, \Sigma), \mathcal{F}]$  be a sided wide 2-path and let  $e$  and  $f$  be distinct edges in an even or odd triangle  $T$ . If  $(H, \Omega)$  is obtained from  $(G, \Sigma)$  by identifying the edge  $f$  of  $T$  with an edge  $h$  in  $\mathcal{F}$ , then  $[(H, \Omega), (\mathcal{F} \setminus \{h\}) \cup \{e\}]$  is a sided wide 2-path.
4. Let  $[(G, \Sigma), \mathcal{F}]$  be a sided wide 2-path and let  $\{e, f\}$  be a split pair of edges in  $K_4^i$ . If  $(H, \Omega)$  is obtained from  $(G, \Sigma)$  by identifying the edge  $f$  of  $K_4^i$  with an edge  $h$  in  $\mathcal{F}$ , then  $[(H, \Omega), (\mathcal{F} \setminus \{h\}) \cup \{e\}]$  is a sided wide 2-path.

The edges in  $\mathcal{F}$  are called the sides of the sided wide 2-path. A *wide 2-path* is a signed graph  $(G, \Sigma)$  for which there exists a set  $\mathcal{F}$  of two distinct edges of  $(G, \Sigma)$  such that  $[(G, \Sigma), \mathcal{F}]$  is a sided wide 2-path. A signed graph  $(G, \Sigma)$  is a *partial wide 2-path* if it is a spanning subgraph of a wide 2-path.

**Lemma 12.** *Let  $(G, \Sigma)$  be a 2-connected signed graph. If  $(G, \Sigma)$  has no minor isomorphic to  $K_4^e$ ,  $K_4^o$ ,  $K_{2,3}^e$ , or  $K_3^-$ , then, after removing in each parallel class all but one edge of the same parity,  $(G, \Sigma)$  is either isomorphic to  $W_4^o$  or  $(G, \Sigma)$  is a partial wide 2-path.*

*Proof.* If  $G$  has a  $W_4$ -minor, then  $(G, \Sigma)$  is isomorphic to  $W_4^o$ , by Lemma 10. We may therefore assume that  $G$  has no  $W_4$ -minor.

Suppose  $G$  has a  $K_4$ -minor. Then, by Lemma 5,  $(G, \Sigma)$  has a wide separation  $[G_1, G_2]$ . For  $i = 1, 2$ , let  $(H_i, \Omega_i)$  be obtained from  $(G_i, E(G_i) \cap \Sigma)$  by adding between the vertices of attachments  $u$  and  $v$  of  $(G_i, E(G_i) \cap \Sigma)$  in the wide separation  $[G_1, G_2]$  an odd and even edge in parallel. Then  $(H_i, \Omega_i)$ ,  $i = 1, 2$ , contain no weak minor isomorphic to  $K_4^e$ ,  $K_4^o$ ,  $K_{2,3}^e$ ,  $K_3^-$ , or  $W_4^o$ , for otherwise  $(G, \Sigma)$  would contain a weak minor isomorphic to  $K_4^e$ ,  $K_4^o$ ,  $K_{2,3}^e$ ,  $K_3^-$ , or  $W_4^o$ .

Suppose  $G_1 - \{u, v\}$  contains more than one component; let  $C_1, \dots, C_k$  be the components. Then, as  $G$  is 2-connected, each  $G_1[V(C_i) \cup \{u, v\}]$  contains a path of length  $\geq 2$  connecting  $u$  and  $v$ . If there are components  $C_j$  and  $C_k$  such that both  $G_1[V(C_j) \cup \{u, v\}]$  and  $G_1[V(C_k) \cup \{u, v\}]$  contain an even path connecting  $u$  and  $v$ , then  $(G, \Sigma)$  has a  $K_{2,3}^e$ -minor, a contradiction. Similarly, there are no two components  $C_j$  and  $C_k$  such that both  $G_1[V(C_j) \cup \{u, v\}]$  and  $G_1[V(C_k) \cup \{u, v\}]$  contain an odd path connecting  $u$  and  $v$ . Hence  $G_1 - \{u, v\}$  has exactly two components  $C_1$  and  $C_2$ . If  $G[V(C_1) \cup \{u, v\}]$  contains a path  $P$  of length  $\geq 3$  connecting  $u$  and  $v$  and  $G[V(C_2) \cup \{u, v\}]$  contains an even path connecting  $u$  and  $v$ , then, possibly after re-signing, we contract an edge of  $P$  to obtain an even path. Then  $(G, \Sigma)$  has a  $K_{2,3}^e$ -minor. The cases where  $G[V(C_2) \cup \{u, v\}]$  has an odd path connecting  $u$  and  $v$ , and where  $G[V(C_2) \cup \{u, v\}]$  has a path of length  $\geq 3$  connecting  $u$  and  $v$  are similar. If  $G[V(C_1) \cup \{u, v\}]$  has parallel edges, then  $G[V(C_1) \cup \{u, v\}]$  and  $G[V(C_2) \cup \{u, v\}]$  contain paths connecting  $u$  and  $v$  of equal parity. Then  $(G, \Sigma)$  has a  $K_{2,3}^e$ . Hence  $G[V(C_1) \cup \{u, v\}]$  and  $G[V(C_2) \cup \{u, v\}]$  are paths of length 2 and have different parity. Thus  $(H_1, \Omega_1)$  is a subgraph of a sided wide 2-path where one of the parallel edges between  $u$  and  $v$  is a side.

Suppose  $G_1 - \{u, v\}$  contains exactly one component. By induction  $(H_1, \Omega_1)$  is a partial wide 2-path. Since in the construction of a wide 2-path parallel edges appear only parallel to the edges in  $\mathcal{F}$  of a sided wide 2-path and  $(H_1, \Omega_1) - \{u, v\}$  has exactly one component, there exists a set  $\mathcal{F}_1$  of two distinct edges, one of which is between  $u$  and  $v$ , of  $(H_1, \Omega_1)$  such that  $[(H_1, \Omega_1), \mathcal{F}_1]$  is a sided wide 2-path.

Similarly there exists a set  $\mathcal{F}_2$  of two distinct edge, one of which is between the vertices of attachments of  $(G_2, \Sigma_2)$  such that  $[(H_2, \Omega_2), \mathcal{F}_2]$  is a sided wide 2-path. Then  $(G, \Sigma)$  is a partial wide 2-path. We may therefore assume that  $G$  has no  $K_4$ -minor.

Suppose  $G$  has a  $K_{2,3}$ -minor. Then, by Lemma 6,  $(G, \Sigma)$  has a wide separation  $[G_1, G_2]$ , where  $G_1$  is isomorphic to  $K_2^e$ . Let  $(H_2, \Omega_2)$  be obtained from  $(G_2, E(G_2) \cap \Sigma)$  by adding between the vertices attachment of  $(G_2, E(G_2) \cap \Sigma)$  in the wide separation  $[G_1, G_2]$  an odd and even edge in parallel. Then  $(H_2, \Omega_2)$  contains no minor isomorphic to  $K_4^e$ ,  $K_4^o$ ,  $K_{2,3}^e$ ,  $K_3^-$ , or  $W_4^o$ . By induction

$(H_2, \Omega_2)$  is a partial wide 2-path. Similar as above, there is a sided wide 2-path  $[(J_2, \Delta_2), \mathcal{F}_2]$  such that  $(H_2, \Omega)$  is a subgraph of  $(J_2, \Delta_2)$  and one of the edges of  $\mathcal{F}_2$  is an edge between the attachments of  $(G_2, E(G_2) \cap \Sigma)$  in the wide separation  $[G_1, G_2]$ . Then  $(G, \Sigma)$  is a partial wide 2-path. We may therefore assume that  $G$  has no  $K_{2,3}$ -minor.

Since  $G$  has no  $K_4$ -,  $K_{2,3}$ -, or  $K_3^-$ -minor,  $G$  is a partial 2-path, and so  $(G, \Sigma)$  is a partial wide 2-path.  $\square$

**Lemma 13.** *If  $(G, \Sigma)$  be a 2-connected partial wide 2-path, then  $M(G, \Sigma) \leq 2$ .*

*Proof.* Suppose for a contradiction that  $M(G, \Sigma) > 2$ . Then there exists a matrix  $A = [a_{i,j}] \in S(G, \Sigma)$  with  $\text{nullity}(A) > 2$ . Since  $(G, \Sigma)$  is a partial wide 2-path,  $(G, \Sigma)$  is a spanning subgraph of a wide 2-path  $(H, \Omega)$ . If a wide separation in  $(H, \Omega)$  is not a wide separation in  $(G, \Sigma)$ , then we replace the  $K_4^i$  in  $(H, \Omega)$  by two adjacent triangles. We may therefore assume that each wide separation in  $(H, \Omega)$  is a wide separation in  $(G, \Sigma)$ . For a vertex  $v$  of  $(G, \Sigma)$ , we denote by  $a_v$  the  $v$ th row of  $A$ .

Let  $s_1, s_2$  be the two ends of an edge  $e$  in the set  $\mathcal{F}$  of the wide 2-path  $(H, \Omega)$ . As  $\text{nullity}(A) > 2$ , there exists a nonzero vector  $x \in \ker(A)$  with  $x_{s_1} = x_{s_2} = 0$ . If  $e$  belongs to a triangle, let  $f$  be the edge distinct from  $e$  in the construction of the wide 2-path  $(H, \Omega)$ . Exactly one end  $r_1$  of  $f$  belongs to  $\{s_1, s_2\}$ , while the other end  $r_2$  is adjacent to one of the vertices  $u$  in  $\{r_1, r_2\}$ . From  $a_{r_1}x = 0$  it follows that  $x_{r_2} = 0$ .

If  $e$  belongs to a  $K_4^i$ , then  $e$  belongs to an odd and even triangle of  $K_4^i$ . Let  $r_1$  and  $r_2$  be the vertices of this  $K_4^i$  distinct from  $s_1$  and  $s_2$ . By symmetry, we may assume that the edges  $s_1r_1$ ,  $s_2r_1$ , and  $s_2r_2$  are even and that the edge  $s_1r_2$  is odd. Suppose  $x_{r_1} > 0$ . From  $a_{s_1}x = 0$ , it follows that  $x_{r_2} > 0$ . From  $a_{s_2}x = 0$ , it follows that  $x_{r_1} < 0$ . This contradiction shows that  $x_{r_1} \leq 0$ . In the same way, it is not possible that  $x_{r_1} < 0$ . Hence  $x_{r_1} = 0$ . From  $a_{s_1}x = 0$ , it then follows that  $x_{r_2} = 0$ .

Repeating the above shows that  $x = 0$ , which contradicts that  $x$  is a nonzero vector in  $\ker(A)$ . Thus  $M(G, \Sigma) \leq 2$ .  $\square$

**Theorem 14.** *Let  $(G, \Sigma)$  be a 2-connected signed graph. Then the following are equivalent:*

- (i)  $M(G, \Sigma) \leq 2$ ,
- (ii)  $\xi(G, \Sigma) \leq 2$ ,
- (iii)  $(G, \Sigma)$  has no minor isomorphic to  $K_3^-$ ,  $K_4^e$ ,  $K_4^o$ , or  $K_{2,3}^e$ .
- (iv)  $(G, \Sigma)$  is a partial wide 2-path or isomorphic to  $W_4^o$ .

*Proof.* Since  $\xi(G, \Sigma) \leq M(G, \Sigma)$ , it is clear that (i) implies (ii).

Suppose  $(G, \Sigma)$  is a signed graph with  $\xi(G, \Sigma) \leq 2$ . Since  $\xi(K_3^-) = \xi(K_4^e) = \xi(K_4^o) = \xi(K_{2,3}^e) = 3$ ,  $(G, \Sigma)$  has no minor isomorphic to  $K_3^-$ ,  $K_4^e$ ,  $K_4^o$ , or  $K_{2,3}^e$ . Hence (ii) implies (iii).

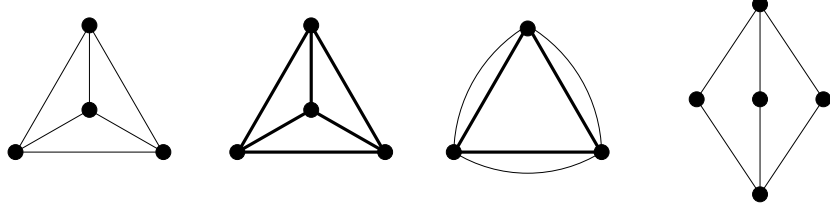


Figure 3: Forbidden minors for  $\xi(G, \Sigma) \leq 2$

Suppose the signed graph  $(G, \Sigma)$  has no minor isomorphic to  $K_3^-, K_4^e, K_4^o$ , or  $K_{2,3}^e$ . Then, by Lemma 12,  $(G, \Sigma)$  is either isomorphic to  $W_4^o$  or  $(G, \Sigma)$  is a partial wide 2-path.

If  $(G, \Sigma)$  is a partial wide 2-path, then, by Lemma 13,  $M(G, \Sigma) \leq 2$ . Since also  $M(W_4^o) \leq 2$ , by Lemma 4, (iv) implies (i).  $\square$

## References

- [1] M. Arav, F. Hall, Z. Li, and H. van der Holst. The inertia set of a signed graph. *Linear Algebra Appl.*, 439(5):1506–1529, 2013.
- [2] F. Barioli, S. Fallat, and L. Hogben. A variant on the graph parameters of Colin de Verdière: implications to the minimum rank of graphs. *Electron. J. Linear Algebra*, 13:387–404, 2005.
- [3] R. Diestel. *Graph Theory*. Springer-Verlag, New York, second edition, 2000.
- [4] M. Fiedler. A characterization of tridiagonal matrices. *Linear Algebra and Appl.*, 2:191–197, 1969.
- [5] L. Hogben and H. van der Holst. Forbidden minors for the class of graphs  $G$  with  $\xi(G) \leq 2$ . *Linear Algebra Appl.*, 423(1):42–52, 2007.
- [6] C. R. Johnson, R. Loewy, and P. A. Smith. The graphs for which the maximum multiplicity of an eigenvalue is two. *Linear Multilinear Algebra*, 57(7):713–736, 2009.
- [7] T. Zaslavsky. Signed graphs. *Discrete Appl. Math.*, 4(1):47–74, 1982.