

The bottom quark mass from the $\Upsilon(1S)$ system at NNNLO

César Ayala^{1,*}, Gorazd Cvetič^{1,†} and Antonio Pineda^{2‡}

¹*Department of Physics, Universidad Técnica Federico
Santa María (UTFSM), Casilla 110-V, Valparaíso, Chile*

²*Grup de Física Teòrica, Universitat Autònoma de Barcelona,
E-08193 Bellaterra, Barcelona, Spain*

(Dated: September 9, 2014)

Abstract

We obtain an improved determination of the normalization constant of the first infrared renormalon of the pole mass (and the singlet static potential). For $N_f = 3$ it reads $N_m = 0.563(26)$. Charm quark effects in the bottom quark mass determination are carefully investigated. Finally, we determine the bottom quark mass using the NNNLO perturbative expression for the $\Upsilon(1S)$ mass. We work in the renormalon subtracted scheme, which allows us to control the divergence of the perturbation series due to pole mass renormalon. Our result for the $\overline{\text{MS}}$ mass reads $\overline{m}_b(\overline{m}_b) = 4201(43)$ MeV.

PACS numbers: 14.40.Pq, 12.38.Bx, 12.38.Cy, 12.38.Aw

*Electronic address: c.ayala86@gmail.com

†Electronic address: gorazd.cvetic@usm.cl

‡Electronic address: AntonioMiguel.Pineda@uab.es

I. INTRODUCTION

The mass of the heavy quarkonium ground state has been computed to increasingly higher order in perturbation theory over the years [1–10], presently reaching NNNLO precision, i.e. $\mathcal{O}(m\alpha_s^5)$. The use of effective field theory methods [11–14] was important for reaching this accuracy. One of the main motivations for this ongoing effort is the possibility to obtain accurate determinations of the bottom and (may be) charm quark masses by equating these theoretical expressions to the experimental values [4, 7, 15–21]. This possibility is reinforced by the fact that the renormalon of the pole mass cancels with the renormalon of the static potential [22–24] making these energies mainly perturbative objects, and, therefore, ideal candidates for good determinations of the heavy quark masses. Taking advantage of this fact requires the use of the so-called threshold masses (see, for instance, [17, 24–26]), which explicitly take into account the cancellation between the pole mass and the static potential renormalon.

One of these analysis was made in Ref. [17]. In this reference the NNLO expression of the heavy quarkonium ground state mass was used, as well as some partial NNNLO effects (those obtained from the large- β_0 approximation [27, 28], as well as the leading $\mathcal{O}(m\alpha_s^5)$ logarithms [5]) to obtain an accurate determination of the bottom mass. The charm quark was considered to be active and its mass approximated to zero. The threshold mass used was the so-called renormalon subtracted (RS) mass. This mass is defined such that the leading renormalon of the pole mass is explicitly subtracted. Therefore, it requires the knowledge of the normalization of the renormalon, which was also approximately computed in that reference.

There is a series of developments that motivate updating such analysis. One obvious improvement would be the incorporation of the charm quark mass effects. For the case of the heavy quarkonium mass (versus the pole mass) it was concluded that the charm quark decoupled and it was a good approximation to consider the theory with only three active massless flavours [18]. In this paper we argue that one should also use this approximation for the relation between the pole and the $\overline{\text{MS}}$ mass, producing much smaller shifts than if working with four active flavours. Therefore, the calculation should be redone accordingly.

It is also possible to improve the determination of the normalization of the pole mass (and the static potential) leading renormalon, N_m . On the one hand the existence of the

three-loop expression of the static potential allows the determination of N_m to one order higher in the corresponding expansion. On the other hand, recent analysis in lattice simulations [29] suggest that the direct determination of N_m from the last known coefficients of the perturbative series may actually produce more accurate results than previous estimates, which were obtained using the Borel transform of the perturbative series as their key quantity. Such improved value would have an immediate impact in heavy quark physics in general, and in the determination of the heavy quark mass from the heavy quarkonium spectrum in particular.

With respect to the latter, the complete NNNLO correction to the perturbative expression of the $\Upsilon(1S)$ mass is now known. By including the complete NNNLO expression we can study this term without scheme ambiguity and assess its impact. Even more important, at this order ultrasoft effects appear for the first time. There is the worry that physics at the ultrasoft scale can not be computed in perturbation theory. The reason is that the natural scale associated to those degrees of freedom is of order $m\alpha_s^2$, which, up to numerical factors, is a low scale. Yet, there have been some analysis where the ultrasoft scale has been treated in perturbation theory. For instance, in Ref [30] the perturbative expression of the static potential (which includes ultrasoft effects) was compared with lattice simulations. Also in Refs. [16, 18] it has been argued that the nonperturbative effects are small for the low states of heavy quarkonium. On the other hand two existing analyses that incorporate the NNNLO expression yield bigger values of m_b [7, 21].¹ In our analysis we would like to quantify the real impact of these corrections, as it is important to know what pure perturbation theory has to say before asking for non-perturbative corrections. Finally, the existence of the complete NNNLO result allows to compare with the large- β_0 estimate of the NNNLO correction, and see how reliable such approximation is.

In Sec. II we study the corrections to the pole mass and the static potential due to the charm quark. In Sec. III we present the calculation of the normalization constant (residue parameter) N_m of the leading infrared renormalon: in Subsec. III A from the static quark potential $V(r)$ and in Subsec. III B from the ratio m_q/\overline{m}_q . In addition, in Subsec. III C we elaborate over these determinations and obtain an improved estimate of N_m and the coefficients r_3 and r_4 of the perturbative expansion in α_s of the mass ratio m_q/\overline{m}_q . In

¹ Ref. [7] uses an estimate for the three-loop static potential.

Sec. IV we extract the bottom quark mass from the energy of the quarkonium ground state in the RS and RS' scheme defined in Ref. [17] and later in the text. In the conclusions we summarize the results obtained.

II. CHARM EFFECTS IN THE POLE MASS AND STATIC POTENTIAL

In this section we present the perturbation expansions of the pole mass and static potential with special emphasis as to how to incorporate charm quark effects.

A. Charm quark effects in the pole mass

In this subsection we assume that we have N_l massless quarks, one active massive quark with mass m_c , and a (non-active) heavy quark with mass m_b (such that $m_b > m_c$). Therefore, we have a total of $N_f = N_l + 1$ active quarks. This is the situation relevant for the bottom quark (where $N_f = 4$ and $N_l = 3$).

The pole mass m_b and the $\overline{\text{MS}}$ mass $\overline{m}_b \equiv \overline{m}_b(\mu = \overline{m}_b)$ of the quark b are related by the following equality

$$m_b = \overline{m}_b \left[1 + R_0 \left(a_+(\overline{m}_b) + r_1(N_f) a_+^2(\overline{m}_b) + r_2(N_f) a_+^3(\overline{m}_b) + r_3(N_f) a_+^4(\overline{m}_b) \right) + \mathcal{O}(a_+^5) \right] + \delta m_c^{(+)} , \quad (1)$$

where the coefficients r_n have been evaluated with N_f active massless quarks. The "+" stands for the fact that a is also evaluated with N_f (massless) active quarks: $a_+(\mu) = a(\mu; N_f) \equiv \alpha_s(\mu; N_f)/\pi$. The coefficients R_0 , r_1 , and r_2 were obtained in Refs. [31], [32], [33, 34], respectively:

$$R_0 = \frac{4}{3} , \quad R_0 r_1(N_f) = 6.248\beta_0 - 3.739 , \quad R_0 r_2(N_f) = 23.497\beta_0^2 + 6.248\beta_1 + 1.019\beta_0 - 29.94 . \quad (2)$$

The value of r_3 is unknown (except for the N_l^3 [35] and N_l^2 [36] dependence). Therefore, the value of r_3 will be estimated, see Table II in Sec. III C. Here, $\beta_0 = (11 - 2N_f/3)/4$ and $\beta_1 = (102 - 38N_f/3)/16$ are the first two coefficients of the renormalization group equation

of a

$$\frac{da(Q)}{d \ln Q^2} = -\beta_0 a^2(Q) (1 + c_1 a(Q) + c_2 a^2(Q) + c_3 a^3(Q) + \dots) , \quad (3)$$

where we use the notation $c_j \equiv \beta_j/\beta_0$ for $j \geq 1$. β_3 was computed in Refs. [37, 38]. Specific values of the coefficients r_j are: $r_1(N_f = 3) = 7.739$ and $r_2(N_f = 3) = 87.224$; and $r_1(N_f = 4) = 6.958$ and $r_2(N_f = 4) = 70.659$.

The sum in Eq. (1) can be reexpressed in terms of $a_+(\mu)$ at an arbitrary renormalization scale μ :

$$m_b = \overline{m}_b (1 + S(N_f)) + \delta m_c^{(+)} , \quad (4a)$$

where $(r_i^{(+)}(\mu) \equiv r_i(\mu; N_f))$

$$S(N_f) = \frac{4}{3} a_+(\mu) \left[1 + r_1^{(+)}(\mu) a_+(\mu) + r_2^{(+)}(\mu) a_+^2(\mu) + r_3^{(+)}(\mu) a_+^3(\mu) + \mathcal{O}(a_+^4) \right] \quad (4b)$$

$$r_1(\mu; N_f) = r_1(N_f) + \beta_0 L_m(\mu) , \quad (4c)$$

$$r_2(\mu; N_f) = r_2(N_f) + (2\beta_0 L_m(\mu) r_1 + \beta_0^2 L_m^2(\mu)) + \beta_1 L_m(\mu) , \quad (4d)$$

$$r_3(\mu; N_f) = r_3(N_f) + (3\beta_0 L_m(\mu) r_2 + 3\beta_0^2 L_m^2(\mu) r_1 + \beta_0^3 L_m^3(\mu)) \\ + \beta_1 \left(2L_m(\mu) r_1 + \frac{5}{2} \beta_0 L_m^2(\mu) \right) + \beta_2 L_m(\mu) , \quad (4e)$$

$L_m(\mu) = \ln(\mu^2/\overline{m}_b^2)$, and we maintain, for simplicity, the notation $r_j \equiv r_j(\overline{m}_b)$.

Finite-mass charm effects are incorporated in

$$\delta m_c^{(+)} = \delta m_{(c,+)}^{(1)} a_+^2(\overline{m}_b) + \delta m_{(c,+)}^{(2)} a_+^3(\overline{m}_b) + \mathcal{O}(a_+^4) , \quad (5)$$

which vanishes in the $m_c \rightarrow 0$ limit. The first term of the series is known [32] and reads

$$\delta m_{(c,+)}^{(1)} = \frac{4}{3} \overline{m}_b \Delta[\overline{m}_c/\overline{m}_b] , \quad (6)$$

where (see also [18])

$$\Delta[r] = \frac{1}{4} \left[\ln^2 r + \frac{\pi^2}{6} - \left(\ln r + \frac{3}{2} \right) r^2 \right. \\ \left. + (1+r)(1+r^3) \left(\text{Li}_2(-r) - \frac{1}{2} \ln^2 r + \log r \log(1+r) + \frac{\pi^2}{6} \right) \right. \\ \left. + (1-r)(1-r^3) \left(\text{Li}_2(r) - \frac{1}{2} \ln^2 r + \ln r \ln(1-r) - \frac{\pi^2}{3} \right) \right] . \quad (7)$$

The exact expression of $\delta m_{(c,+)}^{(2)}$ was obtained in Ref. [39] and it will be considered later. On the other hand $\mathcal{O}(a_+^4)$ terms or higher are unknown.

It has been noticed in Ref. [40] that $\delta m_{(c,+)}^{(1)}$ is mainly determined by the infrared behaviour of the loop integral, which is saturated to a large extent by virtualities of order $\sim m_c$. In this approximation we have

$$\delta m_{(c,+)}^{(1)} \simeq \bar{m}_c \frac{\pi^2}{6} = 2.08907 \text{ MeV}, \quad (8)$$

for $\bar{m}_c = 1.27 \text{ GeV}$ (to be compared with the exact result $\delta m_{(c,+)}^{(1)} = 1.8058 \text{ MeV}$ with $\bar{m}_b = 4.2 \text{ GeV}$). This shows that already at this order $\delta m_c^{(+)}$ is dominated by the infrared behaviour of the loop integral. We expect that this will be even more so at higher loops. On the other hand the infrared behaviour of $\delta m_c^{(+)}$ can be related with the infrared behaviour of the static potential. For the static potential the charm mass dependence is known with two loop accuracy [41]. In Ref. [28] this observation was used to obtain the infrared behaviour of $\delta m_{(c,+)}^{(2)}$, ie. the linear behavior of $\delta m_{(c,+)}^{(2)}$:

$$\begin{aligned} \delta m_{(c,+)}^{(2)} \simeq & \frac{\bar{m}_c \pi^2}{3} \left(\beta_0 \left(\ln \left(\frac{\bar{m}_b^2}{\bar{m}_c^2} \right) + \frac{14}{3} - 4 \ln(2) \right) + \frac{19(b_1 b_2 + f_1 f_2)}{3\pi} - \frac{59}{45} - \frac{2}{3} \ln(2) \right) \\ & + \frac{2}{9} \bar{m}_c \pi^2 + \mathcal{O}(\bar{m}_c^2), \end{aligned} \quad (9)$$

where $b_2 = 1.12$; $f_2 = 0.47$; $f_1 = \ln(A/b_2)/\ln(f_2/b_2)$; $b_1 = \ln(A/f_2)/\ln(b_2/f_2)$ and $\ln(A) = \frac{13\zeta(3)}{19} + \frac{161}{228} - \ln(2)$. The coefficients b_2, f_2 were obtained from an approximate numerical fit to [41]. The last term in Eq. (9) comes from the fact that we are using the $\overline{\text{MS}}$ charm mass (otherwise it could be absorbed in Eq. (8)). In any case it is small compared with the rest of the coefficient. Eq. (9) is then approximated by

$$\begin{aligned} \delta m_{(c,+)}^{(2,\text{app})} \simeq & \bar{m}_c \left(21.277 - 16.998 \ln \left(\frac{\bar{m}_c}{\bar{m}_b} \right) + N_l (1.097 \ln \left(\frac{\bar{m}_c}{\bar{m}_b} \right) - 1.039) + \frac{2}{9} \pi^2 \right) \\ = & 46.6725 \text{ MeV}. \end{aligned} \quad (10)$$

The exact analytic expression of $\delta m_{(c,+)}^{(2)}$ is extremely lengthy. An accurate approximated numerical form can be found in Ref. [39], which is enough for our purposes. For our values

of the bottom and charm masses ($\overline{m}_b = 4.2$ GeV and $\overline{m}_c = 1.27$ GeV) it reads

$$\delta m_{(c,+)}^{(2)} = 48.6793 \text{ MeV} , \quad (11)$$

and its linear approximation reads

$$\begin{aligned} \delta m_{(c,+)}^{(2,\text{lin})} &= \overline{m}_c \left(19.996 - 16.998 \ln \left(\frac{\overline{m}_c}{\overline{m}_b} \right) + N_l (1.097 \ln \left(\frac{\overline{m}_c}{\overline{m}_b} \right) - 1.039) + \frac{2}{9} \pi^2 \right) \\ &= 45.0454 \text{ MeV} . \end{aligned} \quad (12)$$

The difference between $\delta m_{(c,+)}^{(2,\text{app})}$ and $\delta m_{(c,+)}^{(2,\text{lin})}$ is due to the approximations involved in obtaining Eq. (10) (see the discussion in Ref. [39]). Therefore, we take Eq. (12) as the exact expression for the linear approximation. We observe that the linear approximation represents a quite good approximation of the exact result.

We can now compare the size of $\delta m_{(c,+)}^{(1)} a_+^2(\overline{m}_b) = 9.3$ MeV versus $\delta m_{(c,+)}^{(2)} a_+^3(\overline{m}_b) = 18.1$ MeV ($\delta m_{(c,+)}^{(2,\text{lin})} a_+^3(\overline{m}_b) = 16.8$ MeV yields a similar number). We observe a bad convergent series (this is also so if we choose different renormalization scales). The reason for this bad behaviour is the following. In principle, it may seem natural to work with N_f active flavours in Eq. (1), since the natural scale is $m_b \gg m_c$. Nevertheless, as it has been discussed in Ref. [42], at high orders in perturbation theory the charm quark decouples. The reason is that at order n , the natural scale of the loop integral is $m e^{-n}$, which for n large enough becomes smaller than m_c . Therefore, the charm mass acts as an infrared cutoff killing the low energy contributions to the integral of the fourth flavour that would otherwise produce the factorial behaviour. Thus, working with N_f active flavours produces spurious contributions that deteriorate the convergence of $\delta m_c^{(+)}$. This problem can be solved by decoupling the charm quark by expanding a_+ in powers of $a_- \equiv a(\mu; N_l)$ (see App. A for details). The relation between the pole and the $\overline{\text{MS}}$ mass now reads

$$m_b = \overline{m}_b (1 + S(N_l)) + \delta m_c , \quad (13)$$

where $(r_i^{(-)}(\mu) \equiv r_i(\mu; N_l))$

$$S(N_l) = \frac{4}{3} a_-(\mu) \left[1 + r_1^{(-)}(\mu) a_-(\mu) + r_2^{(-)}(\mu) a_-^2(\mu) + r_3^{(-)}(\mu) a_-^3(\mu) + \mathcal{O}(a_-^4) \right] \quad (14)$$

and we have absorbed the effects of the decoupling of S in δm_c , which now reads

$$\delta m_c = \left[\delta m_{(c,+)}^{(1)} + \delta m_{(c,\text{dec.})}^{(1)} \right] a_-^2(\bar{m}_b) + \left[\delta m_{(c,+)}^{(2)} + \delta m_{(c,\text{dec.})}^{(2)} \right] a_-^3(\bar{m}_b) + \mathcal{O}(a_-^4), \quad (15)$$

where $\delta m_{(c,\text{dec.})}^{(i)}$ are generated by this decoupling and read

$$\delta m_{(c,\text{dec.})}^{(1)} = \frac{2}{9} \bar{m}_b \left(\ln \left(\frac{\bar{m}_b^2}{\bar{m}_c^2} \right) - \frac{71}{32} - \frac{\pi^2}{4} \right), \quad (16)$$

$$\begin{aligned} \delta m_{(c,\text{dec.})}^{(2)} = & \bar{m}_b \left(-\frac{2293}{243} - \frac{809}{648} \pi^2 + \frac{61}{1944} \pi^4 - \frac{11}{81} \pi^2 \ln(2) + \frac{2}{81} \pi^2 \ln^2(2) + \frac{\ln^4(2)}{81} \right. \\ & + \frac{3107}{864} \ln \left(\frac{\bar{m}_b^2}{\bar{m}_c^2} \right) + \frac{1}{27} \pi^2 \ln \left(\frac{\bar{m}_b^2}{\bar{m}_c^2} \right) + \frac{1}{27} \pi^2 \ln(2) \ln \left(\frac{\bar{m}_b^2}{\bar{m}_c^2} \right) + \frac{1}{27} \ln^2 \left(\frac{\bar{m}_b^2}{\bar{m}_c^2} \right) \\ & \left. + \frac{8}{27} \text{Li}_4 \left(\frac{1}{2} \right) - \frac{527}{216} \zeta(3) - \frac{1}{18} \zeta(3) \ln \left(\frac{\bar{m}_b^2}{\bar{m}_c^2} \right) + \frac{1}{3} \ln \left(\frac{\bar{m}_b^2}{\bar{m}_c^2} \right) \delta m_{(c,+)}^{(1)} \right). \quad (17) \end{aligned}$$

If we put numbers we obtain $\left[\delta m_{(c,+)}^{(1)} + \delta m_{(c,\text{dec.})}^{(1)} \right] a_-^2(\bar{m}_b) = -1.6$ MeV and $\left[\delta m_{(c,+)}^{(2)} + \delta m_{(c,\text{dec.})}^{(2)} \right] a_-^3(\bar{m}_b) = -0.3$ MeV. We observe that the series is now convergent, and the strong cancellation between $\delta m_{(c,+)}^{(i)}$ and $\delta m_{(c,\text{dec.})}^{(i)}$, as expected. This cancellation and convergence holds for different factorization scales, as we illustrate in Fig. 1 by comparing the absolute size of the LO (dashed line) and NLO (solid line) correction. This analysis makes clear that the magnitude of the $\mathcal{O}(a^2)$ charm effect is ~ -2 MeV (compared with $\sim \pm 10$ MeV for the individual terms $\delta m_{(c,+)}^{(1)} a_-^2(\bar{m}_b)$ and $\delta m_{(c,\text{dec.})}^{(1)} a_-^2(\bar{m}_b)$), and somewhat smaller than ± 1 MeV for the $\mathcal{O}(a^3)$ charm effects (compared with $\sim \pm 20$ MeV for the individual terms $\delta m_{(c,+)}^{(2)} a_-^3(\bar{m}_b)$ and $\delta m_{(c,\text{dec.})}^{(2)} a_-^3(\bar{m}_b)$). After the cancellation, the $\mathcal{O}(a^3)$ charm-mass effect is clearly negligible compared with other uncertainties. Note also that, even though $\delta m_{(c,+)}^{(2,\text{lin})}$ reproduces quite well the magnitude of $\delta m_{(c,+)}^{(2)}$, it does not well enough to get an accurate value of the NLO correction after the cancellation. Therefore, the linear approximation could only be used to get the order of magnitude of the NLO effect (once the cancellation has been incorporated in the computation). We show this effect in Fig. 1 by comparing the exact NLO (solid line) correction with the linear approximation of the NLO correction (dotted line). Note also that the precision required is such that $\delta m_{(c,+)}^{(2,\text{app})}$ is not accurate enough to reproduce the linear approximation of the NLO correction (compare the

dotted and dashed-dotted lines in Fig. 1). Finally, in Fig. 2, we give our final results for the charm-related contributions. Observe the smallness of the correction and the scale stability of the final result, producing a shift ~ -2 MeV.

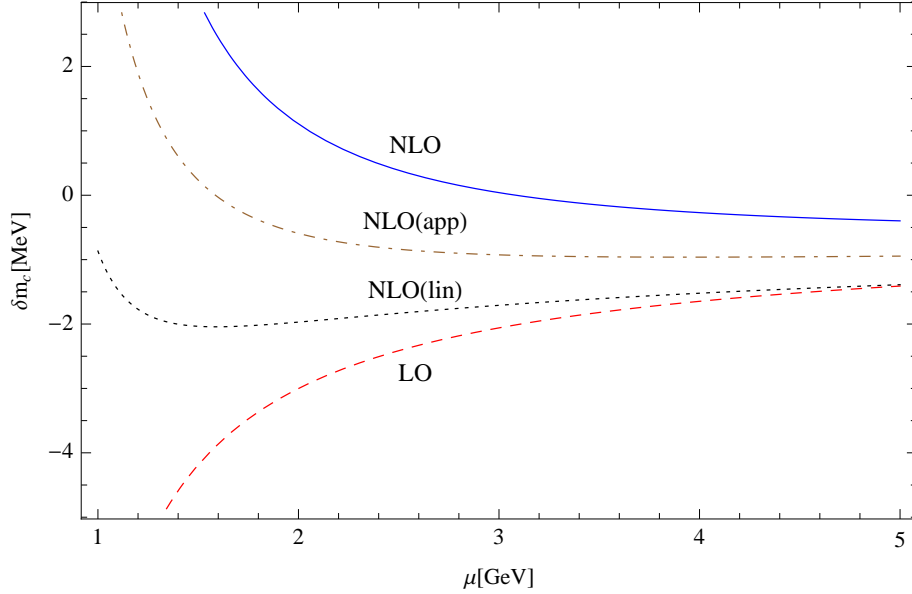


FIG. 1: Plot of the $\mathcal{O}(a_-^2)$ (dashed line) and $\mathcal{O}(a_-^3)$ (solid line) terms of δm_c (cf. Eq. (15)) as a function of the factorization scale. We also plot the $\mathcal{O}(a_-^3)$ term with $\delta m_{(c,+)}^{(2)}$ approximated to $\delta m_{(c,+)}^{(2,\text{lin})}$ (dotted line) and $\delta m_{(c,+)}^{(2,\text{app})}$ (dashed-dotted line).

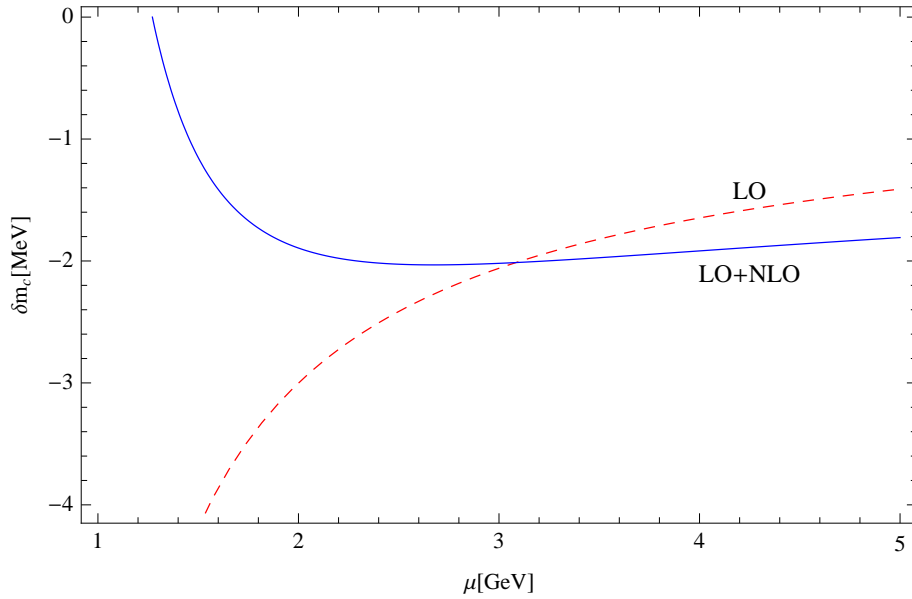


FIG. 2: Plot of δm_c (cf. Eq. (15)) truncated at $\mathcal{O}(a_-^2)$ (LO, dashed line) and $\mathcal{O}(a_-^3)$ (LO+NLO, solid line) as a function of the factorization scale.

B. Charm quark effects in the static potential

In this subsection we directly work with N_l massless active quarks (as motivated by the analysis of Ref. [18]). The effects of the charm quark are included as an explicit correction to the potential.

The perturbation expansion of the QCD $q\bar{q}$ static singlet potential is known with high accuracy. Its $\mathcal{O}(a^2)$ contribution was obtained in Ref. [1], the $\mathcal{O}(a^3)$ in Refs. [3, 43], the $\mathcal{O}(a^4)$ logarithmic term in Ref. [44], the $\mathcal{O}(a^4)$ light-flavour finite piece in Ref. [8], and the $\mathcal{O}(a^4)$ pure gluonic finite piece in Refs. [9, 10]. In momentum space the potential reads

$$\begin{aligned}
V(|\mathbf{k}|) = & -\frac{16\pi^2}{3} \frac{1}{|\mathbf{k}|^2} a_-(\mu) \left\{ 1 + a_-(\mu) \left[\frac{1}{4} a_1 + \beta_0 L \right] + a_-^2(\mu) \left[\frac{1}{4^2} a_2 + \left(\frac{1}{2} a_1 \beta_0 + \beta_1 \right) L + \beta_0^2 L^2 \right] \right. \\
& + a_-^3(\mu) \left[\frac{1}{4^3} a_3 + b_3 \ln \left(\frac{\mu_f^2}{|\mathbf{k}|^2} \right) + \left(\frac{3}{16} a_2 \beta_0 + \frac{1}{2} a_1 \beta_1 + \beta_2 \right) L + \left(\frac{3}{4} a_1 \beta_0^2 + \frac{5}{2} \beta_0 \beta_1 \right) L^2 + \beta_0^2 L^3 \right] \\
& \left. + \mathcal{O}(a_-^4) \right\}, \tag{18}
\end{aligned}$$

where $L = \ln(\mu^2/|\mathbf{k}|^2)$ and μ is the renormalization scale. The coefficients a_1 , a_2 and a_3 read

$$a_1 = \frac{31}{3} - \frac{10}{9} N_l, \tag{19}$$

$$a_2 = \frac{100}{81} N_l^2 - \left(\frac{52\zeta(3)}{3} + \frac{1229}{27} \right) N_l + 9 \left(\frac{4343}{162} + \frac{1}{4} (16\pi^2 - \pi^4) + \frac{22\zeta(3)}{3} \right), \tag{20}$$

$$a_3 = a_3^{(0)} + a_3^{(1)} N_l + a_3^{(2)} N_l^2 + a_3^{(3)} N_l^3, \tag{21}$$

where the coefficients in a_3 are

$$a_3^{(0)} = 13432.6, a_3^{(1)} = -3289.91, a_3^{(2)} = \frac{412\zeta(3)}{9} + \frac{93631}{972} + \frac{16\pi^4}{45}, a_3^{(3)} = -\frac{1000}{729}. \tag{22}$$

The terms involving powers of L in Eq. (18) cancel the μ dependence of $\alpha_s(\mu)$ in V . Besides, at $\mathcal{O}(a^4)$ there is a factorization scale dependence that can not be absorbed in α_s . We have singled out this contribution, it is proportional to

$$b_3 = 27\pi^2/24, \tag{23}$$

and depends on the infrared cutoff μ_f , which cuts out ultrasoft (us) degrees of freedom

($|k^2|^{1/2} \sim m_q \alpha_s^2 \sim E_{us}$) from the potential, which is characterized by the soft scale ($|k^2|^{1/2} \sim m_q \alpha_s \sim E_s$): $E_{us} < \mu_f < E_s$. The existence of the infrared divergent terms at $\sim a^4$ in the static Wilson loop was first pointed out in Ref. [45].

The three-dimensional Fourier transformation of Eq. (18) gives the perturbation expansion of the static potential in position space

$$\begin{aligned}
V(r) = & -\frac{4\pi}{3} \frac{1}{r} a_-(\mu) \left\{ 1 + a_-(\mu) \left[\frac{1}{4} a_1 + 2\beta_0 l \right] \right. \\
& + a_-^2(\mu) \left[\frac{1}{4^2} a_2 + (a_1 \beta_0 + 2\beta_1) l + \beta_0^2 (4l^2 + \pi^2/3) \right] \\
& + a_-^3(\mu) \left[\frac{1}{4^3} a_3 + 2b_3 \ln(\mu_f r e^{\gamma_E}) + \left(\frac{3}{16} a_2 \beta_0 + \frac{1}{2} a_1 \beta_1 + \beta_2 \right) 2l \right. \\
& \left. \left. + \left(\frac{3}{4} a_1 \beta_0^2 + \frac{5}{2} \beta_0 \beta_1 \right) (4l^2 + \pi^2/3) + \beta_0^3 (8l^3 + 2\pi^2 l + 16\zeta(3)) \right] + O(a_-^4) \right\}, \quad (24)
\end{aligned}$$

where the notation $l = \ln(\mu r \exp(\gamma_E))$ is used, with γ_E being the Euler constant ($\gamma_E = 0.5772\dots$).

The leading charm quark correction to the potential is the following

$$\delta V_c(r) = -\frac{4\pi}{3} \frac{a_-(\mu)}{r} \left(\frac{a_-(\mu)}{3} \right) \int_1^\infty dx \frac{\sqrt{x^2 - 1}}{x^2} \left(1 + \frac{1}{2x^2} \right) e^{-2m_c r x}. \quad (25)$$

Its effect will be quite tiny. Therefore, we have only incorporated Eq. (25) in our final evaluations and have not considered any other subdominant effects in the charm mass.

III. LEADING RENORMALON OF THE POLE MASS AND THE SINGLET STATIC POTENTIAL

The determination of the normalization constant of the leading infrared renormalon of the pole mass (and the singlet static potential) is an essential ingredient for the RS scheme defined in Ref. [17]. Therefore, in this section we want to improve over previous determinations of this quantity.

It is clear from the discussion of Sec. II that the charm quark decouples at large orders in perturbation theory (in practice this happens at rather low orders). Therefore, we work in the theory with N_l ($N_l = 3$ for the bottom case) active (massless flavours), and all the coefficients in this section should be understood with $N_f = N_l$.

The leading asymptotic behaviour of the perturbation series of m_b (see Eq. (14)) is determined by the leading infrared renormalon ambiguity of m_b . This ambiguity δm_b is renormalization scale and scheme independent and is a QCD scale with the dimension of energy; therefore, it must be proportional to the QCD scale Λ_{QCD} : $\delta m_b = \text{const} \times \Lambda_{\text{QCD}}$ [46]. This scale, written in terms of $a(\mu)$ and of the renormalization scale μ , has the form

$$\Lambda = \text{const} \times \mu \exp\left(-\frac{1}{2\beta_0 a(\mu)}\right) a^{-\nu}(\mu) c_1^{-\nu} \left[1 + \sum_{k=1}^{\infty} (2\beta_0)^k \nu(\nu-1) \cdots (\nu-k+1) \tilde{c}_k a^k(\mu)\right], \quad (26)$$

where

$$\nu = \frac{c_1}{2\beta_0} = \frac{\beta_1}{2\beta_0^2}, \quad (27a)$$

$$\tilde{c}_1 = \frac{(c_1^2 - c_2)}{(2\beta_0)^2 \nu}, \quad \tilde{c}_2 = \frac{1}{2(2\beta_0)^4 \nu(\nu-1)} [(c_1^2 - c_2)^2 - 2\beta_0(c_1^3 - 2c_1c_2 + c_3)]. \quad (27b)$$

$$\tilde{c}_3 = \frac{1}{6(2\beta_0)^6 \nu(\nu-1)(\nu-2)} [(c_1^2 - c_2)^3 - 6\beta_0(c_1^2 - c_2)(c_1^3 - 2c_1c_2 + c_3) + 8\beta_0^2(c_1^4 - 3c_1^2c_2 + c_2^2 + 2c_1c_3 - c_4)]. \quad (27c)$$

The renormalon ambiguities give us information on the asymptotic behaviour of the perturbation expansion. This information is easily encoded in the Borel transform of S ,

$$B_S(u; \mu) \equiv \frac{4}{3} \left[1 + \frac{r_1(\mu)}{1! \beta_0} u + \frac{r_2(\mu)}{2! \beta_0^2} u^2 + \frac{r_3(\mu)}{3! \beta_0^3} u^3 + \mathcal{O}(u^4)\right]. \quad (28)$$

This function has renormalon singularities at $u = 1/2, 3/2, 2, \dots, -1, -2, \dots$ [25, 47, 48], and likely also at $u = +1$ [49]. Except for the normalization, the leading infrared renormalon ambiguity of m_b , $\delta m_b = \text{const} \times \Lambda_{\text{QCD}}$, completely determines [46] the behaviour of the nearest singularity to the origin (at $u = 1/2$) of B_S , since $\Lambda = \kappa \text{Im} S_{\text{BI}}(z = 2\beta_0 a(\mu) - i\epsilon)$, where κ is a μ -independent constant and ‘BI’ denotes the Borel-integrated expression for S .² We then have $B_S(u; \mu)$

$$B_S(u; \mu) = N_m \pi \frac{\mu}{\bar{m}_b} \frac{1}{(1-2u)^{1+\nu}} \left[1 + \sum_{k=1}^{\infty} \tilde{c}_k (1-2u)^k\right] + B_S^{(\text{an.})}(u; \mu), \quad (29)$$

² For an explicit expression for $\text{Im} S_{\text{BI}}(z = 2\beta_0 a(\mu) - i\epsilon)$, see, for example, Ref. [50].

where N_m is the residue (normalization constant) parameter of the renormalon. \tilde{c}_1 was first computed in Ref. [46], and \tilde{c}_2 in Refs. [17, 48]. We also give a value for \tilde{c}_3 using the estimate for the $\overline{\text{MS}}$ scheme coefficient $c_4 = \beta_4/\beta_0$ obtained in Ref. [51] by Padé-related methods

$$\beta_4 = \frac{1}{4^5}(A_4 + B_4 N_f + C_4 N_f^2 + D_4 N_f^3 + E_4 N_f^4), \quad (30)$$

where $A_4 = 7.59 \times 10^5$, $B_4 = -2.19 \times 10^5$, $C_4 = 2.05 \times 10^4$, $D_4 = -49.8$, and $E_4 = -1.84$. This results in $c_4 = 123.7$ for $N_f = 3$, $c_4 = 97.2$ for $N_f = 4$, and $c_4 = 86.2$ for $N_f = 5$.

$B_S^{(\text{an.})}(u; \mu)$ is analytic on the disk $|u| < 1$. Therefore, even in the vicinity of $u \sim 1/2$ it can be expanded in powers of u

$$B_S^{(\text{an.})}(u; \mu) = h_0(\mu) + \sum_{N \geq 1} \frac{h_N(\mu)}{N! \beta_0^N} u^N. \quad (31)$$

The coefficients $h_N(\mu)$ of the analytic part (31) are exponentially suppressed in N , $\sim e^{-N}$, in comparison with the large coefficients $r_N(\mu)$. Their relation is obtained by equating the expansion of Eq. (29) in powers of u with the expansion (28). This gives

$$\frac{4}{3} r_N(\mu) = \pi N_m \frac{\mu}{\overline{m}_b} (2\beta_0)^N \sum_{s \geq 0} \tilde{c}_s \frac{\Gamma(\nu + N + 1 - s)}{\Gamma(\nu + 1 - s)} + h_N(\mu), \quad (32)$$

where we recall that $r_0 = \tilde{c}_0 = 1$. The sum in Eq. (32) introduces $\mathcal{O}(1/N)$ corrections to the leading asymptotic behaviour. The numbers \tilde{c}_s entering the sum in Eq. (32), are given by Eqs. (27) and are known for $s \leq 3$.³ Therefore, by default, we truncate the sum in (32) at $s = 3$. This introduces an error of order $\mathcal{O}(1/N^4)$ for the asymptotic behaviour (we will typically take the difference between truncating the sum at $s = 2$ or $s = 3$ to check the quality of the approximation). We also set $h_N = 0$ since they yield (in comparison) exponentially suppressed terms. Overall, we approximate the asymptotic behaviour of r_N

³ For $N_f = 3$: $\tilde{c}_1 = -0.1638$, $\tilde{c}_2 = 0.2372$, $\tilde{c}_3 = -0.1205$; $\nu = 0.3951$. For $N_f = 4$: $\tilde{c}_1 = -0.1054$, $\tilde{c}_2 = 0.2736$, $\tilde{c}_3 = -0.1610$; $\nu = 0.3696$. For $N_f = 5$: $\tilde{c}_1 = 0.0238$, $\tilde{c}_2 = 0.3265$, $\tilde{c}_3 = -0.2681$; $\nu = 0.3289$.

by the following equality:

$$\begin{aligned} \frac{4}{3}r_N^{asym}(\mu) &\simeq \pi N_m \frac{\mu}{\bar{m}_b} (2\beta_0)^N \frac{\Gamma(\nu + N + 1)}{\Gamma(\nu + 1)} \\ &\times \left(1 + \frac{\nu}{N + \nu} \tilde{c}_1 + \frac{\nu(\nu - 1)}{(N + \nu)(N + \nu - 1)} \tilde{c}_2 + \frac{\nu(\nu - 1)(\nu - 2)}{(N + \nu)(N + \nu - 1)(N + \nu - 2)} \tilde{c}_3 + \mathcal{O}\left(\frac{1}{N^4}\right) \right). \end{aligned} \quad (33)$$

We can have a similar discussion for the static potential. The Borel transformation of the dimensionless potential $(-\frac{3}{4\pi})rV(r)$ in (24) is given by:

$$B_V(u, \mu) = 1 + \frac{v_1}{1!\beta_0} u + \frac{v_2}{2!\beta_0^2} u^2 + \frac{v_3}{3!\beta_0^3} u^3 + \dots, \quad (34)$$

where v_j is the coefficient at the power $a^j(\mu)$ in the expansion (24) ($v_1 = a_1/4 + 2\beta_0 l$, etc.). This function has the renormalons located at $u = 1/2, 3/2, 5/2$, etc., Ref. [52]. It can be written as

$$B_V(u, \mu r) = -\frac{3}{4} N_V \mu r \frac{1}{(1 - 2u)^{1+\nu}} \left[1 + \sum_{k=1}^{\infty} \tilde{c}_k (1 - 2u)^k \right] + (\text{analytic term}). \quad (35)$$

The expression in the brackets is μ -independent, and the last term is analytic for $|u| < 3/2$.

The asymptotic behaviour of v_N is equal to the behaviour of r_N except for the normalization:

$$-\frac{4}{3}v_N(\mu) = N_V \mu r (2\beta_0)^N \sum_{s \geq 0} \tilde{c}_s \frac{\Gamma(\nu + N + 1 - s)}{\Gamma(\nu + 1 - s)} + d_N(\mu). \quad (36)$$

The coefficients d_N are analogous to the coefficients h_N for the pole mass. We will set them equal to zero for the same reason, as they yield exponentially suppressed terms in comparison. We also truncate the sum to the first known terms ($s \leq 3$). Therefore, we approximate the asymptotic behaviour of v_N by the following equality:

$$\begin{aligned} -\frac{4}{3}v_N^{asym}(\mu) &\simeq N_V \mu r (2\beta_0)^N \frac{\Gamma(\nu + N + 1)}{\Gamma(\nu + 1)} \\ &\times \left(1 + \frac{\nu}{N + \nu} \tilde{c}_1 + \frac{\nu(\nu - 1)}{(N + \nu)(N + \nu - 1)} \tilde{c}_2 + \frac{\nu(\nu - 1)(\nu - 2)}{(N + \nu)(N + \nu - 1)(N + \nu - 2)} \tilde{c}_3 + \mathcal{O}\left(\frac{1}{N^4}\right) \right). \end{aligned} \quad (37)$$

A. Determination of N_V

In this subsection we compute N_V using two methods that we name A) and B).

The method A) uses the idea of Refs. [53, 54] of, instead of working with Eq. (35), using an associated function that kills the leading singularity in the Borel plane. This idea was first applied to the static potential (and the pole mass) in Ref. [17] and also used in [30, 55, 56]. One uses

$$R_V(u; \mu r) \equiv -\frac{4}{3} \frac{1}{\mu r} (1 - 2u)^{1+\nu} B_V(u, \mu r) = \sum_{k=0}^{\infty} R_V^{(k)} u^k, \quad (38)$$

which is defined such that the leading singularity at $u = 1/2$ of B_V is eliminated. Its evaluation at $u = 1/2$ gives

$$N_V = R_V(u = 1/2; \mu r) \simeq \sum_{k=0}^N R_V^{(k)}(\mu r) \left(\frac{1}{2}\right)^k. \quad (39)$$

In this paper we carefully study the case when the sum is truncated at $N = 3$. Truncating the infinity sum to its first orders produces some remaining scale dependence. In particular, from $N = 3$ on a dependence on the ultrasoft factorization scale μ_f appears, which we set equal to μ . We plot the scale dependence of $-N_V/2$ (the relevant quantity to be compared with N_m) in Fig. 3 for $N = 0, 1, 2, 3$ for $N_l = 3$. We observe a nicely convergent pattern, specially for the difference between the $N = 2$ and $N = 3$ computation. Note also that we expect the results to be better for $\mu r \sim 1$, since $\ln(\mu r)$ terms are not large.

The method B) determines N_V by dividing the exactly known coefficients v_N directly obtained from Eq. (24) by the large N renormalon-based expectations (cf. Eq. (37)), which we truncate at $\mathcal{O}(1/N^3)$, including the $\sim 1/N^3$ terms. If we are reaching the asymptotic regime we should converge to a constant and get a mild scale dependence. We plot the results in Figs. 4 and 5 for $N_l = 0$ and $N_l = 3$ respectively. We observe a very nice convergence, with a milder scale dependence as we go to higher orders. We observe a sizable effect of the $1/N^3$ truncation for $N = 0, 1$ (actually the $N = 1$ result is closer to the asymptotic result if we truncate at $1/N^2$ than at $1/N^3$ order) but negligible for $N = 2$ and $N = 3$.

If we compare method A) and B), we observe that method B) yields a more convergent series and a milder scale dependence for $N = 3$ than method A). Therefore, we fix the central value of N_V (for all values of N_f) from the result obtained from method B) for $N = 3$ and $x = \mu r = \mu_f r = 1$. We also use method B) to fix the error of this determination: we compute the difference of our central value with the evaluations with $x \in [1/2, 2]$ and the difference between the NNLO and NNNLO result at $x = 1$ and take the maximum of the

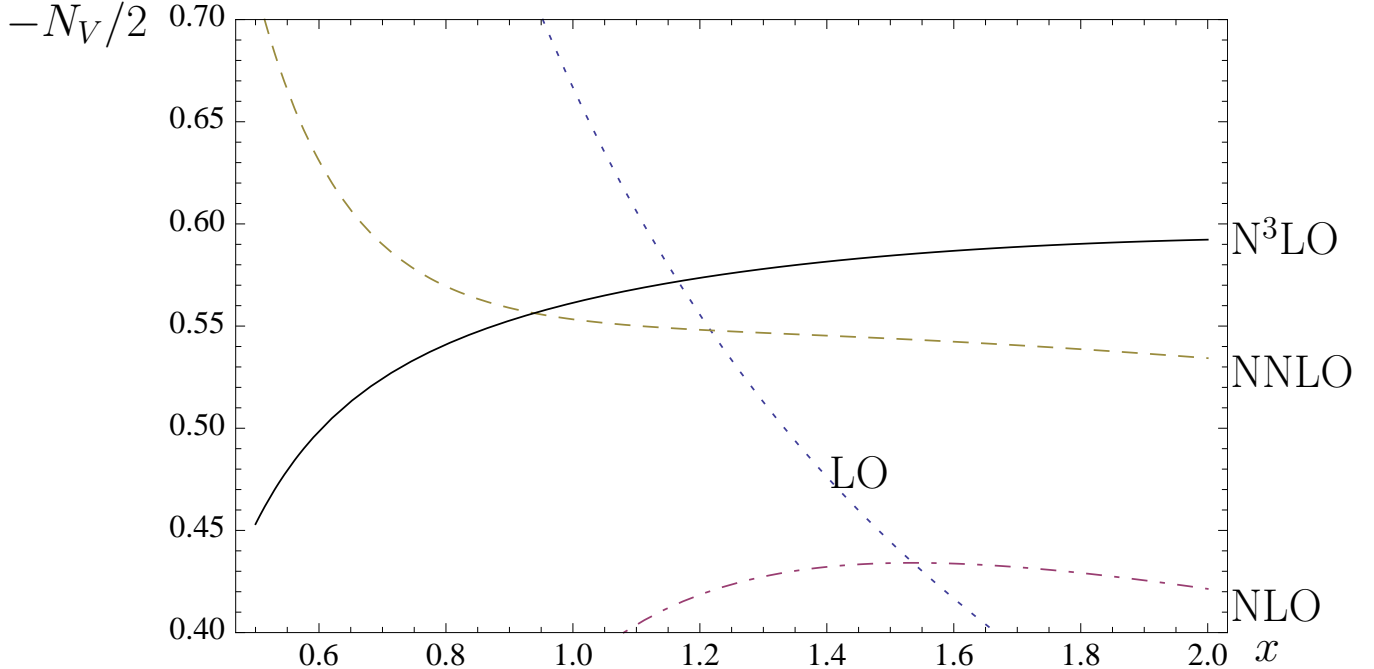


FIG. 3: *Method A*): $-N_V/2$ obtained using Eq. (39) for $N_l = 3$, as a function of $x \equiv \mu r$, truncated at $N = 0, 1, 2, 3$, which we name as LO (dotted), NLO (dashed-dotted), NNLO (dashed) and NNNLO (solid) respectively.

two as our error estimate. To this error we add in quadrature the difference of the NNNLO result obtained truncating the asymptotic expression at $\mathcal{O}(1/N^3)$ or at $\mathcal{O}(1/N^2)$. We find this effect to be way subleading in comparison with the scale variation. Finally, for $N_l = 0, 3$ we obtain

$$-\left. \frac{N_V}{2} \right|_{N_l=0} = 0.600(29), \quad -\left. \frac{N_V}{2} \right|_{N_l=3} = 0.563(26). \quad (40)$$

As expected, determinations with $x \equiv \mu r \sim 1$ yield the best results, since this minimizes possible large $\ln(\mu r)$ terms.

The factorization scale μ_f is not related with the leading infrared renormalon. Eliminating this contribution altogether allows us to measure the quality of our error estimate. We plot the determination of N_V if we completely eliminate the ultrasoft term in Eq. (24) in Figs. 4 and 5. We observe that the associated shift is much smaller than the scale variation of the NNNLO curve, specially for the $N_l = 0$ case.

The fact that method B) yields a more convergent (and stable) series was also clearly observed in Ref. [29], where N_m was determined from the perturbative computation of the self-energy of a static source to $\mathcal{O}(\alpha_s^{20})$ (compare Fig. 12 with Fig. 14 in this reference).

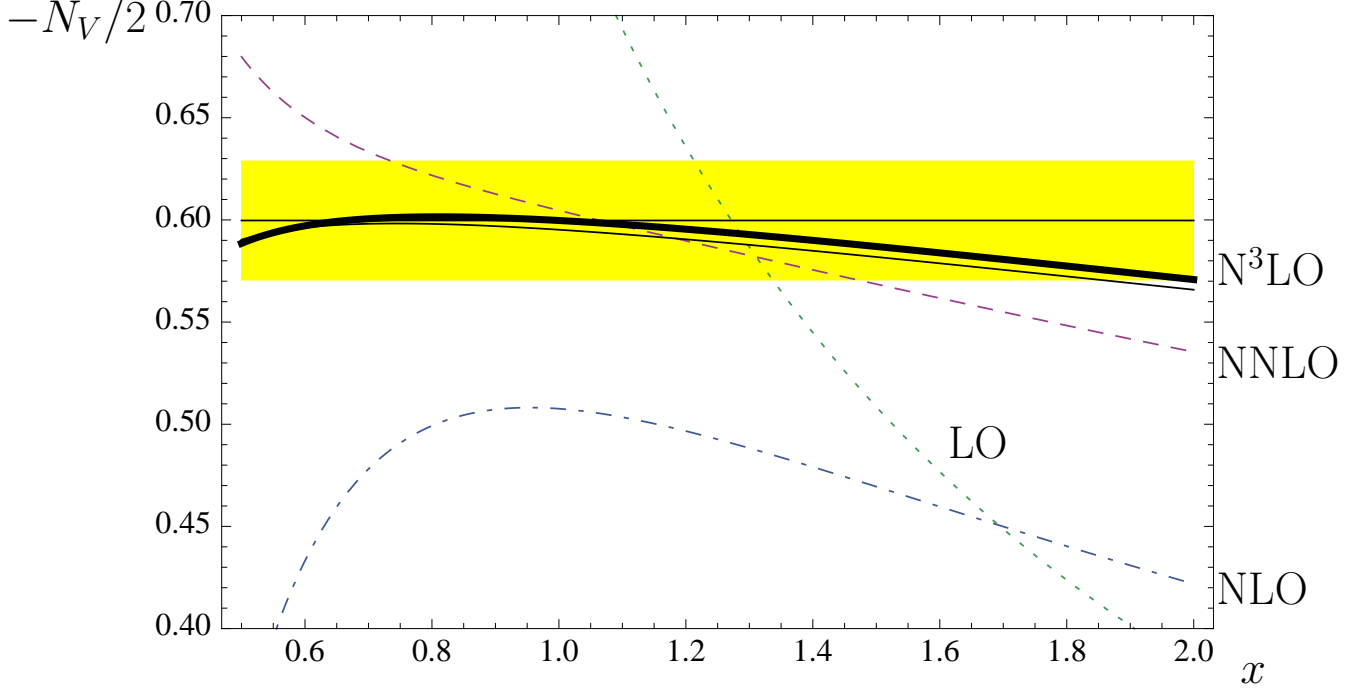


FIG. 4: *Method B*): $-N_V/2$ for $N_l = 0$, as a function of $x \equiv \mu r$, obtained from $-(N_V/2)v_N/v_N^{asym}$. v_N is taken from Eq. (24) and v_N^{asym} from Eq. (37) truncated at $\mathcal{O}(1/N^3)$. We name the different lines as LO (dotted), NLO (dashed-dotted), NNLO (dashed) and NNNLO (thick solid) for $N = 0, 1, 2, 3$, respectively. The horizontal line and the central band is our final estimate for $-N_V/2$ and its error in Eq. (40). We also plot the NNNLO curve without the US term (thin solid line).

B. Determination of N_m from the pole mass

In this subsection we obtain N_m from the perturbation expansion of the pole mass using the methods A) and B) described in the previous section.

From method A) one obtains N_m from

$$N_m = \frac{\bar{m}_b}{\mu} \frac{1}{\pi} R_S(u = 1/2; \mu) \simeq \sum_{n=0}^N R_S^{(n)}(\mu r) \left(\frac{1}{2}\right)^n, \quad (41)$$

where

$$R_S(u; \mu) \equiv (1 - 2u)^{1+\nu} B_S(u; \mu) \quad (42)$$

Truncating the sum to $N = 2$, we recover the results of Refs. [17, 19, 56]. Unlike in the previous section, we can not go to one order higher since the $\mathcal{O}(a^4)$ term of the pole- $\overline{\text{MS}}$ mass relation is not known. Therefore, we do not dwell further on this method.

With method B) we determine N_m by dividing the exactly known coefficients r_N (cf. Eq.

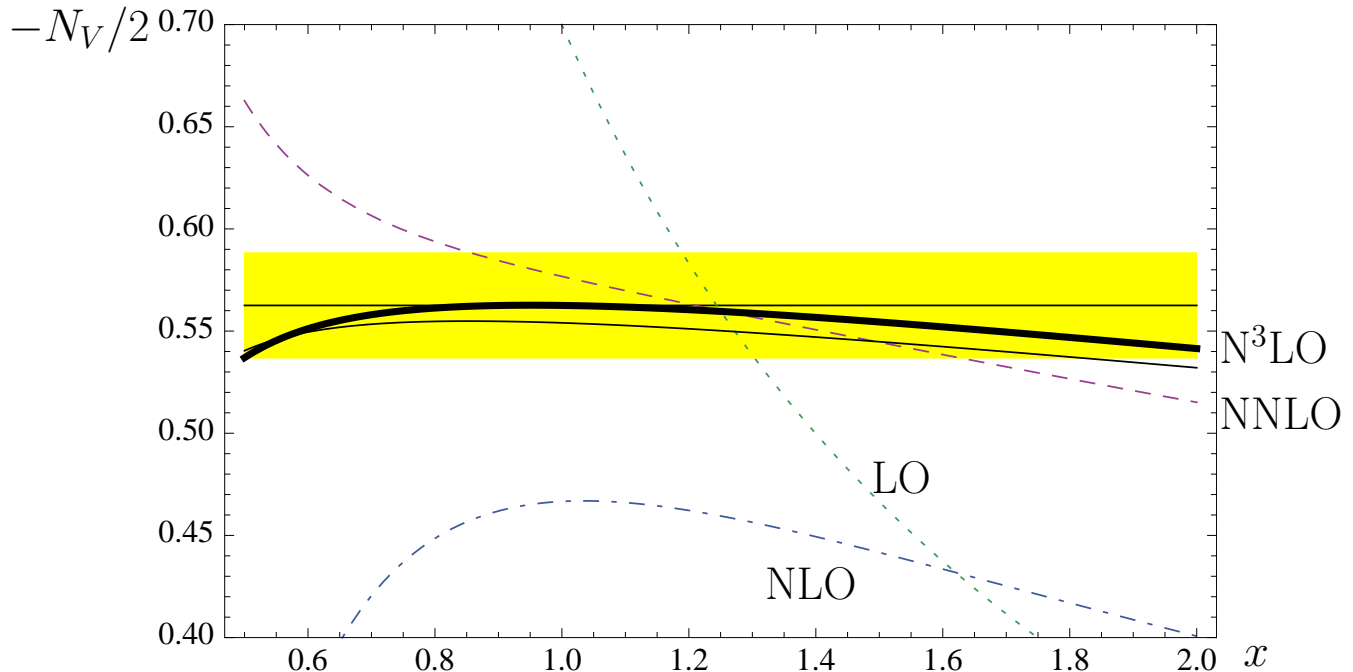


FIG. 5: Same as in Fig. 4, but now for $N_l = 3$.

(2)) by the large N renormalon-based expectations, r_N^{asym} (cf. Eq. (33)), which we truncate at $\mathcal{O}(1/N^3)$, including the $\sim 1/N^3$ terms. We show the result in Fig. 6. Again the maximum possible accuracy is at the highest N , this time $N = 2$. Overall, we know the perturbative relation between the pole and $\overline{\text{MS}}$ to one order less than in the case of the static potential. Therefore, the predictions in this section are generically less precise.

C. Final determination of N_m

In the situation where $1/r \gg \Lambda_{QCD}$, one can do the matching between NRQCD and pNRQCD in perturbation theory, and $2m_q + V(r)$ can be understood as an observable up to $\mathcal{O}(r^2\Lambda_{QCD}^3, \Lambda_{QCD}^2/m)$ renormalon (and/or nonperturbative) contributions (see the discussion in Ref. [17]). This implies that the leading infrared renormalon of the singlet static potential must cancel with the leading renormalon of twice the pole mass, so that the following relation between N_m and N_V holds:

$$2N_m + N_V = 0. \quad (43)$$

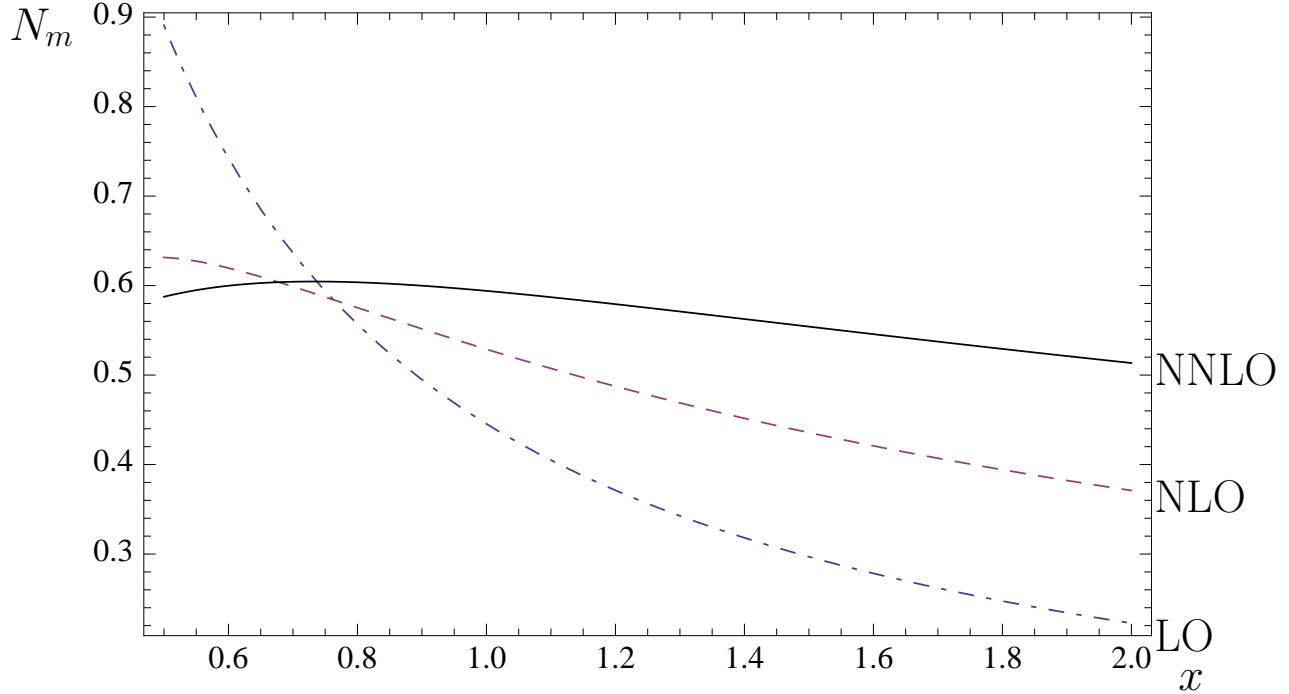


FIG. 6: *Method B*): N_m for $N_l = 3$, as a function of $x \equiv \mu/\bar{m}_b$, obtained from r_N/r_N^{asym} . r_N is taken from Eq. (2) and r_N^{asym} from Eq. (33) truncated at $\mathcal{O}(1/N^3)$. We name the different lines as NLO (dashed-dotted), NLO (dashed) and NNLO (solid) for $N = 0, 1, 2$, respectively.

TABLE I: *Final predictions for N_m and N_V for different values of N_l .*

N_f	0	1	2	3	4	5	6
$N_m = -N_V/2$	0.600(29)	0.588(27)	0.576(24)	0.563(26)	0.547(33)	0.527(51)	0.500(152)

Therefore, we have several alternative determinations of N_m (or N_V) from the analysis of the previous subsections. We now study the quality of them and choose the optimal⁴.

In Sec. III B we have determined N_m using what we have named method A) and B). The results from method A) are nothing but those obtained in Ref. [17], where the estimated uncertainty was of around 10%. The results from method B) are new, and summarized in Fig. 6. Both methods use the perturbation expansion of the pole mass to $\mathcal{O}(a^3)$, which is

⁴ One may think of other observables, the perturbation expansions of which are dominated by the pole mass renormalon. One of those is the anomalous magnetic moment of the heavy quark. In Ref. [57] it was shown (see also Ref. [58]) that, $(1 + \kappa)/m$ is renormalon free. More precisely, the leading renormalon of $1 + \kappa$ cancels with the leading renormalon of m and one can write $\frac{1+\kappa}{m} = \frac{1}{\bar{m}} \frac{\bar{m}(1+\kappa)}{m} \equiv \frac{1}{\bar{m}}(1 + C_\kappa)$, where $C_\kappa = \sum_{n=0} C_\kappa^{(n)} \alpha_s^{n+1}$ is free of the $u = 1/2$ renormalon. Therefore, we are in the situation where $\bar{m}(1 + \kappa) = m(1 + C_\kappa)$ has the pole mass (renormalon) but modulated by a nontrivial Wilson coefficient. This changes the $1/N$ corrections of the asymptotic expression. We have studied this quantity and obtained a number for the normalization of the renormalon compatible with ours though less precise.

one order less than for the static potential. Actually, these fits typically yield a stronger scale dependence than for the case of the static potential. Therefore, we will not dwell further with these determinations.

In Sec. III A, we have obtained two new determinations of N_V using the perturbation expansion of the static potential to $\mathcal{O}(a^4)$, one order more than for the case of the pole mass. Therefore, we expect our new determinations to yield more accurate results. We have found this is specially so for method B of Sec. III A. Since N_V and N_m are related by Eq. (43), this gives a determination of N_m , which we take as the most precise and display in Table I as our final numbers. To illustrate this, in Figs. 7 and 8, we compare the NNNLO evaluations using method B) (of the static potential) with method A) (of the static potential). We also include the NNLO evaluations using methods A) and B) (of the pole mass). Around $x \sim 1$ all of them agree within one standard deviation. This signals that alternative errors estimates would give similar numbers. We see how the NNNLO evaluation using method B yields the more stable result under scale variations. For the $N_l = 0$ case we can compare with the value obtained in Ref. [59]. We agree within one standard deviation. This is quite rewarding as these numbers have been obtained with completely different methods.

It is also interesting to study the N_l dependence of N_m . The $u = 1/2$ infrared renormalon should disappear when $N_l \rightarrow \infty$, as the theory is not asymptotically free anymore. We plot N_m as a function of N_l (we fix $x = 1$) using our preferred method (method B) from the static potential in Fig. 9. We observe how N_m tends to zero in the range of $N_l \in (12, 23)$, a range of values for which one could expect a conformal window. This shows the disappearance of $u = 1/2$ infrared renormalon for $N_l > 12$. In the range $N_l \in (25, 40)$ the evaluation of N_m with method B) is unstable because the asymptotic expression of $r_3: r_3^{asym}$ (see Eq. 33) have a couple of zeros in this range (due to the beta coefficients, therefore it is very sensitive to subleading corrections and the truncation), which produces divergences for the theoretical expression that we use to determine N_m . This is nothing but the reflection of the fact that we are in a transition region before we reach the behavior expected for $N_l \rightarrow \infty$. In this limit we expect, not only the disappearance of the $u = 1/2$ infrared renormalon, but its transformation into a ultraviolet $u = -1/2$ renormalon (so that the perturbative series is sign alternating), for which the normalization can be computed in the large N_l limit [47]: $N_m^{(\text{large } N_l)} = \frac{4}{3} \frac{e^{\frac{5}{6}}}{\pi} = 0.976564$. Our evaluation indeed converges towards this value for $N_l > 40$.

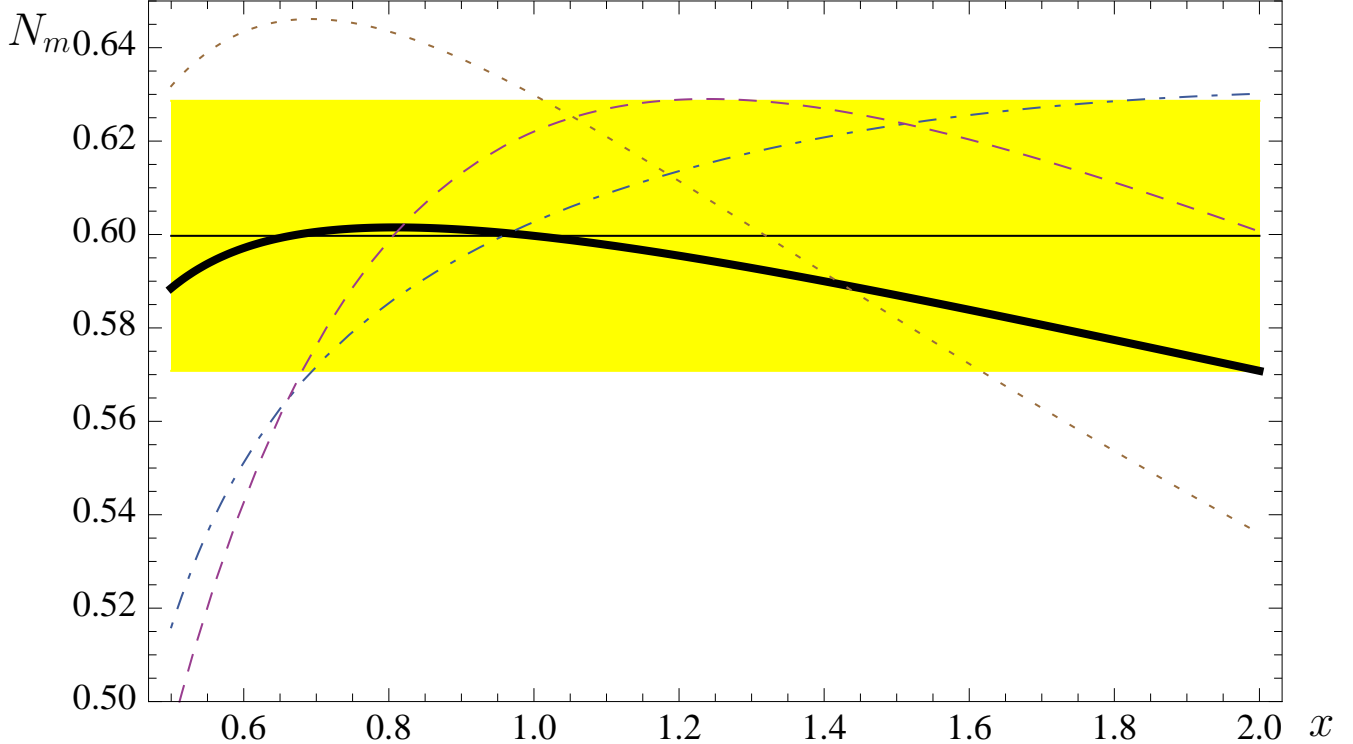


FIG. 7: N_m obtained applying methods A) (dashed-dotted line) and B) (solid thick curve) to the static potential at NNNLO for $N_l = 0$ as a function of $x \equiv \mu r$. For comparison we also include the NNLO evaluation from method A) and B) applied to the pole mass (dashed and dotted line respectively). The horizontal central line and bands correspond to our final central value and error.

We have also done some fit-play of the N_l dependence of N_m for small N_l using a polynomial function: $N_m(N_l) = N_m(0) + d_1 N_l + d_2 N_l^2 + \dots$. We observe that subsequent coefficients d_n get smaller as we increase n for small N_l , with the leading coefficient, d_1 , of order $\sim -10^{-2}$ (see also Table I).

Since we have a reliable determination of N_m , we can obtain a prediction for the high order coefficients of the perturbation expansions of the pole mass and static potential. We explicitly show them in Table II for the cases of r_3 and r_4 , obtained using Eq. (32) with $\mu = \bar{m}_b$ and $h_N(\bar{m}_b) = 0$. The error is fixed by combining in quadrature the error of N_m with the error of subleading $1/N$ effects (adding and subtracting the last known term). This last effect is way subleading compared with the uncertainty of N_m , which completely dominates the error. Note that the effect of renormalons located at $u = 1$ or beyond would produce exponentially suppressed corrections to the $1/N$ expansion.

We now compare our predictions with earlier estimates. The quality of large- β_0 predictions is worse [35]. This is to be expected as they do not incorporate the right large- N

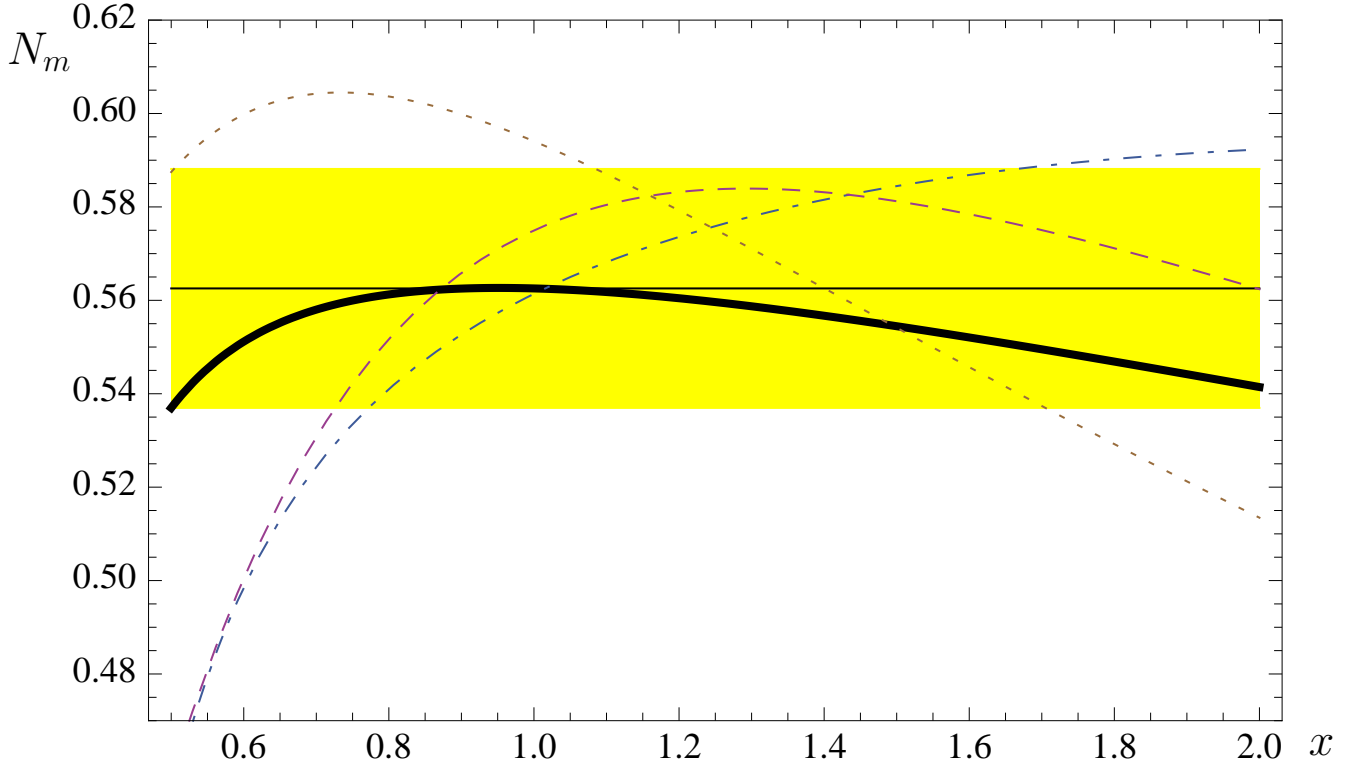


FIG. 8: Same as in Fig. 7, but for $N_l = 3$.

TABLE II: Final predictions for r_3 and r_4 for different values of N_l .

N_f	0	1	2	3	4	5	6
$4r_3/3$	3562(173)	2887(133)	2291(98)	1772(82)	1324(81)	945(92)	629(191)
$4r_4/3 \times 10^{-4}$	8.76(42)	6.66(31)	4.94(21)	3.54(16)	2.44(15)	1.58(15)	0.95(29)

asymptotic behaviour. Dispersion-like analyses [60] also seem to have problems to capture the right asymptotic as they yield significantly smaller numbers than the ones obtained here. In Ref. [17] (see also Ref. [55] for $N_l = 0$) the NNLO prediction from method B) was used, which is around one sigma away from our new number. In App. C of Ref. [21], a variant of this method using Padé approximant was worked out and the number obtained was quite similar. There has also been a recent prediction of r_3 , made in Ref. [61] by demanding stability of the perturbation expansion of the heavy quarkonium energy (in the static limit) to the next order. Our numbers are bigger than his for small N_l . Note though that for large N_l , we get similar numbers. This points to a different N_l dependence, which in our case is more pronounced. Finally, for $N_l = 0$ we can also compare with Eq. (13) of Ref. [59]. Their value for r_3 is in agreement with ours within one standard deviation. This is quite remarkable as that method is completely different, based on lattice simulations, and, therefore, with

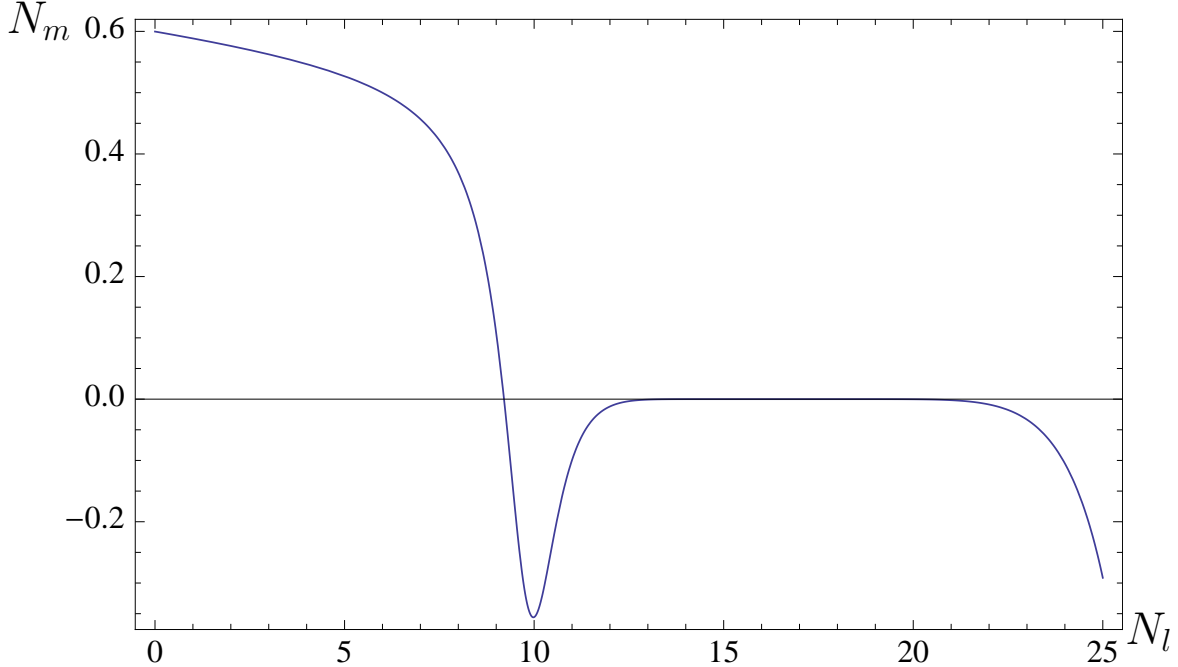


FIG. 9: $N_m(x=1)$ obtained using method B) from the static potential (NNNLO) as a function of N_l .

different systematics.

IV. BOTTOM MASS FROM HEAVY QUARKONIUM

The determination of the pole mass from the $\Upsilon(1S)$ mass is plagued by large uncertainties due to the pole mass renormalon. These errors propagate to the determination of the bottom $\overline{\text{MS}}$ mass $\bar{m} [\equiv \bar{m}(\bar{m})]$. To avoid this problem we determine the RS bottom mass m_{RS} instead. \bar{m} can then be obtained from its relation with the m_{RS} mass. The use of m_{RS} is convenient because it has no (leading infrared) renormalon ambiguity, and the renormalon cancellation in the quarkonium mass $M_{\Upsilon(1S)}$ is implemented automatically.

A. Renormalon subtracted scheme

Formally, the RS mass is defined by subtracting the leading renormalon singularity to the pole mass. For the Borel transform this means

$$B[m_{\text{RS}}(\nu_f)] \equiv B[m] - N_m \pi \nu_f \frac{1}{(1-2u)^{1+\nu}} (1 + \tilde{c}_1(1-2u) + \tilde{c}_2(1-2u)^2 + \dots) , \quad (44)$$

where m is the pole mass (m_q), and we use the notations of Eqs. (27)-(29). Therefore, we have the following explicit expression for m_{RS} :

$$m_{\text{RS}}(\nu_f) = m - \delta m_{\text{RS}}, \quad (45)$$

where δm_{RS} is the residual mass (we recall that $\tilde{c}_0 = 1$):

$$\delta m_{\text{RS}}(\nu_f) = N_m \pi \nu_f \sum_{N=0}^{\infty} (2\beta_0)^N a_-^{N+1}(\nu_f) \sum_{n=0}^{\infty} \tilde{c}_n \frac{\Gamma(\nu + N + 1 - n)}{\Gamma(\nu + 1 - n)}. \quad (46)$$

Note that we work in the theory with three active flavours only, as the charm decouples at large orders in perturbation theory (which is the regime δm_{RS} deals with).

Equation (45) is still formal. In practice, one rewrites m in terms of \bar{m} using Eq. (1) and reexpands the perturbation series in Eq. (46) around the same coupling $a_-(\mu)$, at fixed but otherwise arbitrary scale μ :

$$m_{\text{RS}}(\nu_f) = \bar{m} \left[1 + \sum_{N=0}^{\infty} h_N(\nu_f) a_-^{N+1}(\nu_f) \right] \quad (47a)$$

$$\Rightarrow m_{\text{RS}}(\nu_f) = \bar{m} \left[1 + \sum_{N=0}^{\infty} \tilde{h}_N(\nu_f; \mu) a_-^{N+1}(\mu) \right]; \quad (47b)$$

where $h_N(\nu_f)$ is determined from Eq. (32) (with $\mu = \nu_f$ and with the sum truncated at $s = 3$) for $N = 0, 1, 2$. For $N \geq 3$ we take $h_N(\bar{m}_b) = 0$. The coefficients $\tilde{h}_N(\nu_f; \mu)$ in Eq. (47b) are obtained by expanding $a_-(\nu_f)$ in the expansion (47a) in powers of $a_-(\mu)$. This procedure ensures that the renormalon behaviour is cancelled order by order in $a_-(\mu)$. Note that $m_{\text{RS}}(\nu_f)$ does not depend on μ (it will, but only marginally, when we truncate the infinite sum in Eq. (47)). On the other hand the coefficients h_N are functions of ν_f , μ , and \bar{m} , and are much smaller than $r_N(\mu)$.

Another possibility is to define a modified renormalon-subtracted (RS') mass $m_{\text{RS}'}(\mu)$, Ref. [17], where subtractions start at the level $\sim a^2$ [i.e., $N = 1$ in Eq. (45)]

$$m_{\text{RS}'}(\nu_f) = m - N_m \pi \nu_f \sum_{N=1}^{\infty} (2\beta_0)^N a_-^{N+1}(\nu_f) \sum_{s=0}^{\infty} \tilde{c}_s \frac{\Gamma(\nu + N + 1 - s)}{\Gamma(\nu + 1 - s)}, \quad (48)$$

and this leads to a relation analogous to Eqs. (47)

$$m_{\text{RS}'}(\nu_f) = \bar{m} \left[1 + \frac{4}{3} a_-(\nu_f) + \sum_{N=1}^{\infty} h_N(\nu_f) a_-^{N+1}(\nu_f) \right] \quad (49a)$$

$$\Rightarrow m_{\text{RS}'}(\nu_f) = \bar{m} \left[1 + \frac{4}{3} a_-(\mu) + \sum_{N=1}^{\infty} \tilde{h}'_N(\nu_f; \mu) a_-^{N+1}(\mu) \right], \quad (49b)$$

where $\tilde{h}'_N(\nu_f; \mu)$ in Eq. (49b) are obtained by expanding $a_-(\nu_f)$ in Eq. (49a) in powers of $a_-(\mu)$. The explicit relation between the two Borel transforms is

$$B[m_{\text{RS}'}(\nu_f)] \equiv B[m_{\text{RS}}(\nu_f)] + N_m \pi \nu_f (1 + \tilde{c}_1 + \tilde{c}_2 + \dots). \quad (50)$$

B. $\Upsilon(1S)$ mass

The perturbation expansion of the $\Upsilon(1S)$ mass is presently known up to $\mathcal{O}(m_b a^5)$

$$M_{\Upsilon(1S)}^{(th)} = 2m_b - \frac{4\pi^2}{9} m_b a_-^2(\mu) \left\{ 1 + a_-(\mu) [K_{1,0} + K_{1,1} L_p(\mu)] + a_-^2(\mu) \sum_{j=0}^2 K_{2,j} L_p(\mu)^j \right. \\ \left. + a_-^3(\mu) \left[K_{3,0,0} + K_{3,0,1} \ln a_-(\mu) + \sum_{j=1}^3 K_{3,j} L_p(\mu)^j \right] + \mathcal{O}(a_-^4) \right\}, \quad (51)$$

where μ is the renormalization scale, m_b is the pole mass of the bottom quark and

$$L_p(\mu) = \ln \left(\frac{\mu}{(4\pi/3) m_b a_-(\mu)} \right), \quad (52)$$

The numerical expressions of the coefficients $K_{i,j}(N_f)$ and $K_{3,0,j}$ are given for reference in Appendix B.

As we have already discussed throughout the paper, it is compulsory to implement the cancellation of the leading infrared renormalon ($u = 1/2$) in the above perturbation series to get a convergent series. We do so by working in the RS scheme. In practice this means

to rewrite m_b in terms of $m_{b,\text{RS}}$ in Eq. (51). The resulting expression reads $M_{\Upsilon(1S)}$:

$$\begin{aligned}
\frac{M_{\Upsilon(1S)}^{(th)}}{m_{b,\text{RS}}(\nu_f)} &= 2 + \left[2\pi N_m b a \mathcal{K}_0 - \frac{4\pi^2}{9} a^2 \right] + \left[2\pi N_m b a^2 (\mathcal{K}_1 + z_1 \mathcal{K}_0) - \frac{4\pi^2}{9} a^3 (K_{1,0} + K_{1,1} L_{\text{RS}}) \right] \\
&+ \left[2\pi N_m b a^3 (\mathcal{K}_2 + 2z_1 \mathcal{K}_1 + z_2 \mathcal{K}_0) - \frac{4\pi^2}{9} \left(a^4 \sum_{j=0}^2 K_{2,j} L_{\text{RS}}^j + b a^3 \pi N_m \mathcal{K}_0 \right) \right] \\
&+ \left[2\pi N_m b a^4 (\mathcal{K}_3 + 3z_1 \mathcal{K}_2 + (2z_2 + z_1^2) \mathcal{K}_1 + z_3 \mathcal{K}_0) \right. \\
&- \frac{4\pi^2}{9} \left[a^5 \left(K_{3,0,0} + K_{3,0,1} \ln a + \sum_{j=1}^3 K_{3,j} L_{\text{RS}}^j \right) \right. \\
&\left. \left. + b a^4 \pi N_m (K_{1,0} \mathcal{K}_0 + (L_{\text{RS}} - 1) K_{1,1} \mathcal{K}_0 + \mathcal{K}_1 + z_1 \mathcal{K}_0) \right] \right], \tag{53}
\end{aligned}$$

where we denoted

$$a \equiv a_-(\mu) = a(\mu, N_f = 3), \quad b \equiv b(\nu_f) = \frac{\nu_f}{m_{b,\text{RS}}(\nu_f)}, \quad N_m = N_m(N_l = 3), \tag{54a}$$

$$L_{\text{RS}} \equiv L_{\text{RS}}(\mu) = \ln \left(\frac{\mu}{(4\pi/3) m_{b,\text{RS}}(\nu_f) a_-(\mu)} \right), \quad \mathcal{K}_N = (2\beta_0)^N \left[1 + \sum_{s=1}^3 \tilde{c}_s \frac{\Gamma(\nu + N + 1 - s)}{\Gamma(\nu + 1 - s)} \right]. \tag{54b}$$

In the expression (53) for $M_{\Upsilon(1S)}$, the terms of the same order $(\nu_f/\bar{m}_b)a^n$ and a^{n+1} were combined in common brackets [...], in order to account for the renormalon cancellation.

If using the RS' mass in our approach instead, the above expressions are valid without changes, except that $m_{\text{RS}} \mapsto m_{\text{RS}'}$ and $\mathcal{K}_0 \mapsto 0$ (and: $h_0(\mu) \mapsto 4/3$).

We note that we take $N_l = 3$ active flavours and that the expression above does not incorporate yet the charm quark effects. The leading one is due to the potential Eq. (25) and reads (see, for instance, [62])

$$\delta M_{\Upsilon(1S)} = \frac{\bar{m}_b 4(\pi a_-)^2 a_-}{9} \frac{a_-}{3} \left(\frac{11}{3} - \frac{3}{2} \pi \bar{\rho} + 4 \bar{\rho}^2 - 2\pi \bar{\rho}^3 + \frac{-4 + 2\bar{\rho}^2 + 8\bar{\rho}^4}{\sqrt{\bar{\rho}^2 - 1}} \text{ArcTan} \left(\sqrt{\frac{\bar{\rho} - 1}{\bar{\rho} + 1}} \right) \right), \tag{55}$$

where $\bar{\rho} = 3\bar{m}_c/(2\bar{m}_b \pi a_-)$. It produces a shift of order 1 MeV, completely negligible in comparison with other uncertainties. This has also been stressed in Ref. [18]. Nevertheless, it got obscured because specific numbers were given with $N_f = 4$.

C. Bottom mass determination

$m_{\text{RS}}(\nu_f)$ is determined from the condition (see Eq. (53))

$$M_{\Upsilon(1S)}^{(th)} = M_{\Upsilon(1S)}^{(exp)} (= 9.460 \text{ GeV}) . \quad (56)$$

We now investigate the dependence of our results on the theoretical and experimental parameters. To estimate the errors, we vary μ , ν_f , α_s and N_m as follows: $\mu = 2.5_{-1}^{+1.5}$ GeV, $\nu_f = 2 \pm 1$ GeV, $\alpha_s(M_z) = 0.1184(7)$ [63] (with decoupling at 4.2 GeV and 1.27 GeV for the bottom and charm $\overline{\text{MS}}$ masses, respectively) and $N_m = 0.563(26)$. For the RS scheme, we obtain the following result⁵⁶

$$m_{b,\text{RS}}(2 \text{ GeV}) = 4\,437_{+43}^{-11}(\mu)_{+5}^{-3}(\nu_f)_{+2}^{-2}(\alpha_s)_{+41}^{-41}(N_m) \text{ MeV}; \quad (57)$$

$$\overline{m}_b(\overline{m}_b) = 4\,201_{+39}^{-10}(\mu)_{+5}^{-3}(\nu_f)_{+6}^{-6}(\alpha_s)_{+17}^{-17}(N_m) \text{ MeV}. \quad (58)$$

For the RS' scheme, we obtain the result (with the same variation of the parameters)

$$m_{b,\text{RS}'}(2 \text{ GeV}) = 4\,761_{+41}^{-16}(\mu)_{+5}^{-3}(\nu_f)_{-3}^{+4}(\alpha_s)_{+26}^{-26}(N_m) \text{ MeV}; \quad (59)$$

$$\overline{m}_b(\overline{m}_b) = 4\,206_{+36}^{-14}(\mu)_{+4}^{-2}(\nu_f)_{+5}^{-5}(\alpha_s)_{+17}^{-17}(N_m) \text{ MeV}. \quad (60)$$

For the central values obtained in Eqs. (57)-(60), we can visualize the relative size of the different terms of the perturbative expansion of $M_{\Upsilon(1S)}$ and $m_{\text{RS(RS)'}}$. In the RS we obtain (for both expansions we take $\mu = 2.5$ GeV)

$$M_{\Upsilon(1S)} = (8875 + 431 + 166 + 18 - 30) \text{ MeV} , \quad (61)$$

$$m_{\text{RS}}(2 \text{ GeV}) = (4201 + 189 + 36 + 12 - 0) \text{ MeV} , \quad (62)$$

where the -0 of the last equality is accidental for the specific scale chosen (see Fig. 10).

⁵ Here and in the following, in the determination of $m_{\overline{\text{MS}}}(m_{\overline{\text{MS}}}) \equiv \overline{m}(\overline{m}) \equiv \overline{m}$, we have used our estimate of the four-loop relation.

⁶ Note that the scale dependence of \overline{m} is the one associated to the fit to m_{RS} .

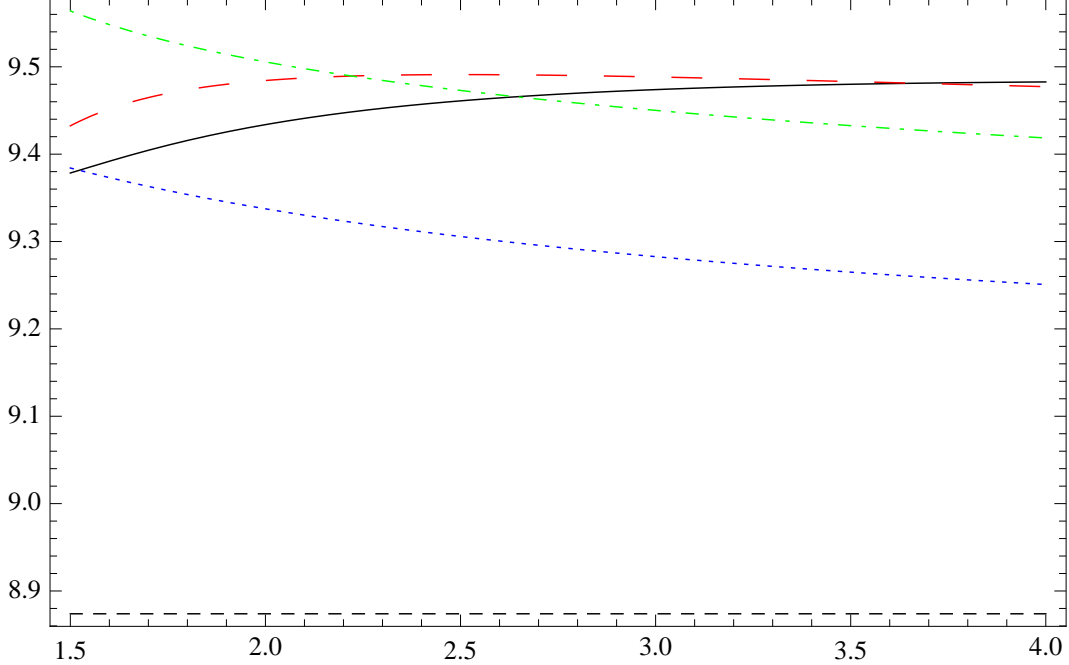


FIG. 10: We plot $2m_{b,RS}(2 \text{ GeV})$ (dotted line), and the LO (short-dashed line), NLO (dot-dashed line), NNLO (long-dashed line) and NNNLO (solid line) predictions for the $\Upsilon(1S)$ mass in terms of μ in the RS scheme. The value of $m_{b,RS}(2 \text{ GeV})$ is taken from Eq. (57). All the scales are in GeV.

In the RS' we obtain

$$M_{\Upsilon(1S)} = (9521 - 150 + 112 + 8 - 31) \text{ MeV}, \quad (63)$$

$$m_{RS'}(2 \text{ GeV}) = (4206 + 476 + 60 + 18 + 1) \text{ MeV}. \quad (64)$$

We observe a nicely convergent perturbative series in the relation between the RS(RS') masses and the MS mass. In the perturbative relation between the $\Upsilon(1S)$ mass and the RS(RS') masses we also observe a convergent series except when we consider the difference between the NNLO and NNNLO results. In Figs. 10 and 11, we plot the scale dependence of the LO, NLO, NNLO and NNNLO predictions for the $\Upsilon(1S)$ mass in the RS and RS' scheme in order to observe the pattern of convergence for different values of μ , as well as to show the scale dependence of our results. We observe a convergent series except when we consider the difference between the NNLO and NNNLO results. The latter shows a stronger scale dependence. This could be expected, as at this order the hard and ultrasoft scales enter into play. The hard scale enters through the Wilson coefficients of the NRQCD Lagrangian (see, for instance, Sec. 4 in Ref. [5]). Specially problematic is the appearance of the ultrasoft

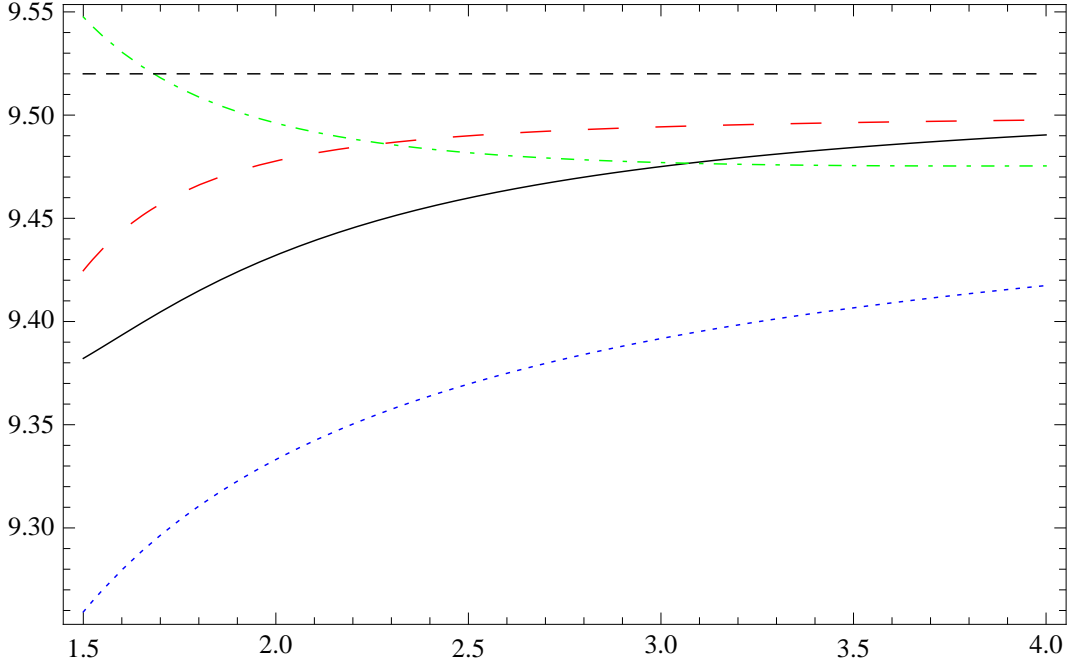


FIG. 11: As in Fig. 10, but now with $2m_{b,RS'}(2 \text{ GeV})$ and the corresponding predictions for the $\Upsilon(1S)$ mass in the RS' scheme. The value of $m_{b,RS'}(2 \text{ GeV})$ is taken from Eq. (59).

scale, since it is potentially a rather small scale. Whether this scale can be treated within perturbation theory can only be elucidated by higher order computations, as well as by analyses using renormalization group techniques. Without such analyses it is not possible to unambiguously set the scale of the NNNLO contribution, and any estimate of higher order effects due to the ultrasoft contributions will suffer from some scheme dependence. Nevertheless, we can observe some general trends. The ultrasoft logarithmic dominated terms [5, 64] yield a positive contribution to the NNNLO term. This contribution would be even bigger if we set the scale of one of the powers of α_s at the ultrasoft scale (as the effective field theory suggests). This would go in the direction of making the NNNLO result (and also the value of the bottom mass) smaller and improve convergence. Nevertheless, without a renormalization group analysis we can not make this discussion more quantitative. Finally, without a better control of the ultrasoft effects it would be premature to consider nonperturbative corrections, which we neglect in this analysis. As for the large- β_0 approximation we observe that they give numbers in the right ballpark, yet one should keep in mind that this comparison will depend on the constant term in the ultrasoft logarithm.⁷

⁷ We also remind that the large- β_0 approximation does not have the right asymptotics. Therefore, any

To this analysis one has to add charm effects. The leading correction to the heavy quarkonium spectrum can be found in Eq. (55). It produces a negligible correction ~ -0.6 MeV. Therefore, it barely changes our determination above. The corrections to the relation between m_{RS} and \bar{m} , Eqs. (13)-(15) are more important, though still quite small (at the MeV level). The correction that we find (from the $\mathcal{O}(a^2)$ and $\mathcal{O}(a^3)$ terms) is $\sim -2.4 + 0.4 \simeq -2$ MeV (for our standard value $\mu = 2.5$ GeV). We introduce this shift in our final number for the bottom mass, which reads

$$\bar{m}(\bar{m}) = 4.201(43) \text{ GeV}, \quad (65)$$

where we have done the average of the RS and RS' determination, rounding the \pm variation of each parameter to the maximum, and added the errors in quadrature. Let us also observe that the difference between the NNLO ($m_{\text{RS}} = 4.421$ GeV and $\bar{m} = 4.187$) and NNNLO ($m_{\text{RS}} = 4.437$ GeV and $\bar{m} = 4.201$ GeV) evaluation is inside the range of scale variation we consider, which gives extra confidence in our error analysis. It is also comforting that the inclusion of the NNNLO correction (and the charm effects) do not shift much the central value with respect the NNLO evaluation made in Ref. [17] (or with $m_{\text{RS}} = 4.425$ GeV and $\bar{m} = 4.211$ GeV, which is slightly different than the result obtained in [17], due to the different values of the parameters), which corresponds to working with $N_f = 4$ active massless quarks. If we do the NNNLO determination also with $N_f = 4$ we obtain $m_{\text{RS}} = 4.482$ GeV and $\bar{m} = 4.261$ GeV. To be compared with the same analysis with $N_f = 3$. The $N_f = 3$ case shows a better convergence, as expected.

V. CONCLUSIONS

In this paper we have considered different improvements over the analysis made in Ref. [17].

First, we have studied whether (or when) the charm quark decouples in the perturbative relation between the pole and the $\overline{\text{MS}}$ mass. For the case of the heavy quarkonium mass (versus the pole mass) it was seen that the charm quark decoupled and it was a good approximation to consider the theory with only three active massless flavours [18]. In this

eventual agreement will deteriorate at higher orders.

paper we have concluded that one should also use this approximation for the relation between the pole and the $\overline{\text{MS}}$ mass. This leads to shifts of order of 1 MeV in both relations making them negligible in comparison with other uncertainties.

Second, we have obtained an improved determination of the normalization of the leading pole mass (and static potential) renormalon. For $N_l = 0$ and $N_l = 3$, they read⁸

$$N_m \Big|_{N_l=0} = 0.600(29), \quad N_m \Big|_{N_l=3} = 0.563(26). \quad (66)$$

This has an immediate impact in the determination of the heavy quark mass from the heavy quarkonium ground state mass but it is also applicable to other observables in heavy quark physics. This improvement is twofold. On the one hand the existence of the three-loop expression of the static potential allows us to determine the normalization to one order higher in the corresponding expansion. On the other hand, we obtain the normalization directly from the last known coefficient of the perturbation expansion. This leads to a more stable result compared with previous approaches, as it has already been observed in lattice simulations [29] for the case of the self-energy of a static quark.

Finally, we have included the complete NNNLO correction to the perturbative expression of the $\Upsilon(1S)$ mass and determined the bottom quark mass:

$$\overline{m}(\overline{m}) = 4.201(43) \text{ GeV}, \quad (67)$$

using the renormalon subtraction scheme. In this analysis we have worked with three active flavours, as motivated by the previous discussion. We have also used the updated value of N_m obtained in Eq. (66). By including the complete NNNLO expression we can study this term without scheme ambiguity. At this order ultrasoft effects appear for the first time. Consistent with this fact we observe that the NNNLO result is more scale dependent than the NNLO one, and the convergence of the perturbative series deteriorates somehow. It remains to be analyzed whether a renormalization group analysis could reduce the scale dependence of the result and improve the convergence. Yet, the magnitude of the NNNLO

⁸ As they suffer from different systematics, we can consider combining this result with $N_m \Big|_{N_l=0} = 0.620(35)$ [59] and obtain an even more accurate value: $N_m \Big|_{N_l=0} = 0.608(22)$.

correction is small, so that the final number is quite close to the value obtained by the NNLO analysis made in Ref. [17]. On the other hand, our determination is considerably smaller than the NNNLO determinations in Refs. [7, 21]. [7] worked with $N_f = 4$ and an estimate for a_3 but did not implement explicitly the cancellation of the renormalon. In Ref. [21] the $\overline{\text{MS}}$ scheme and another related scheme were used, the calculation was performed at NNNLO for the $\Upsilon(1S)$ mass with $N_f = 3$ but $N_f = 4$ was used in the relation for m/\overline{m} , and a lower soft renormalization scale $\mu \approx 2 \text{ GeV}$ was used; the (strong) m_c effects were not under control at NNNLO (due to the use of $N_f = 4$), besides producing a small mismatch in the renormalon cancellation. Our number is somewhat in the middle between two recent determinations from bottomonium NR sum rules [65, 66]. Both of them worked with $N_f = 4$ active massless quarks, though the latter reference estimated the shift produced by the finite mass charm quark effects. [65] performed a partial NNLL computation. The difference with the (also partial) NNLL determination in Ref. [67] stems from extra/different terms incorporated in the analysis. [66] performs a partial NNNLO computation. Note also that our number is similar to the number obtained from a lattice HQET determination [68], and not very far away from the numbers obtained using low- n or finite-energy bottomonium sum rules [69, 70], or a lattice determination using NRQCD [71]. Those have complete different systematics. This agreement may indicate that nonperturbative corrections are indeed small, as advocated in Refs. [16, 18].

Acknowledgments

We thank M. Steinhauser for bringing us [39] to our attention. This work was supported in part by FONDECYT (Chile) Grant No. 1130599, DGIP (UTFSM) internal project USM No. 11.13.12, the Spanish grants FPA2010-16963 and FPA2011-25948, and the Catalan grant SGR2014-1450.

Appendix A: Relations between different couplings

The relation between $a_+(\nu_f)$ and $a \equiv a_-(\mu)$ can be written in the form

$$a_+(\nu_f) = a [1 + z_1 a + z_2 a^2 + z_3 a^3 + \mathcal{O}(a^4)] , \quad (\text{A1})$$

where the coefficients z_1 account for the $N_f = 4 \mapsto 3$ quark threshold effects and the (subsequent) renormalization group running from ν_f to μ . The threshold effects are taken at the three loop level according to Ref. ([72]), and the renormalization group running at the four loop level. The resulting coefficients z_j are:

$$\begin{aligned} z_1 &= x_1 + y_1 , & z_2 &= x_2 + 2x_1y_1 + y_2 , \\ z_3 &= x_3 + 3x_2y_1 + x_1y_1^2 + 2x_1y_2 + y_3 . \end{aligned} \quad (\text{A2})$$

Here, the coefficients x_j reflect the three-loop quark threshold matching for $N_f = 4 \mapsto 3$ at the chosen threshold scale ν_f ,

$$x_1 = -k_1 , \quad x_2 = -k_2 + 2k_1^2 , \quad x_3 = -k_3 + 5k_1k_2 - 5k_1^3 , \quad (\text{A3})$$

where the expressions for k_j ($j = 1, 2, 3$) are given in Ref. [72] ($k_1 = -\ell_h/6$, etc.), with the logarithm there being $\ell_h = \ln(\nu_f^2/\overline{m}_c^2)$ and $N_\ell = 3$ (see also Appendix D of Ref. [21]). The coefficients y_j reflect the (subsequent) renormalization group running from ν_f to μ (with $N_f = 3$)

$$y_1 = \beta_0 \ln \left(\frac{\mu^2}{\nu_f^2} \right) , \quad y_2 = y_1^2 + c_1y_1 , \quad y_3 = y_1^3 + \frac{5}{2}c_1y_1^2 + c_2y_1 . \quad (\text{A4})$$

Here, $c_j \equiv \beta_j/\beta_0$.

Appendix B: Numerical values of the coefficients of the binding energy

In this Appendix we summarize, for reference, the numerical values of the coefficients $K_{i,j}(N_l)$ and $K_{3,0,j}$ entering the perturbation expansion of the binding energy $E_{q\bar{q}}$, Eq. (51). Note that $N_l = 3$ for bottomonium. Recall also that, in our convention, $\beta_0 = (1/4)(11 - 2N_l/3)$ and $\beta_1 = (1/16)(102 - 38N_l/3)$. These expressions can be extracted from the results obtained or given in Refs. [1–10]:

$$K_{1,0}(N_l) = \frac{1}{18}(291 - 22N_l) = 16.1667 - 1.22222N_l , \quad K_{1,1}(N_l) = 4\beta_0 ; \quad (\text{B1})$$

$$\begin{aligned}
K_{2,0}(N_l) &= 337.947 - 40.9649N_l + 1.16286N_l^2 , \\
K_{2,1}(N_l) &= 231.75 - 32.1667N_l + N_l^2 , \\
K_{2,2}(N_l) &= 12\beta_0^2 ;
\end{aligned}
\tag{B2a}$$

$$\begin{aligned}
K_{3,0,0}(N_l) &= 8041.49 - 1318.36N_l + 75.263N_l^2 - 1.25761N_l^3 , \\
K_{3,0,1}(N_l) &= \frac{865\pi^2}{18} = 474.289 ,
\end{aligned}
\tag{B3a}$$

$$\begin{aligned}
K_{3,1}(N_l) &= 6727.62 - 1212.76N_l + 69.1066N_l^2 - 1.21714N_l^3 , \\
K_{3,2}(N_l) &= 2260.5 - 456.458N_l + 28.5278N_l^2 - 0.555556N_l^3 , \\
K_{3,3}(N_l) &= 32\beta_0^3 .
\end{aligned}
\tag{B4a}$$

-
- [1] W. Fischler, Nucl. Phys. B **129**, 157 (1977).
- [2] A. Billoire, Phys. Lett. B **92**, 343 (1980).
- [3] Y. Schröder, Phys. Lett. B **447**, 321 (1999) [hep-ph/9812205].
- [4] A. Pineda and F. J. Yndurain, Phys. Rev. D **58**, 094022 (1998) [hep-ph/9711287].
- [5] N. Brambilla, A. Pineda, J. Soto and A. Vairo, Phys. Lett. B **470**, 215 (1999) [hep-ph/9910238].
- [6] B. A. Kniehl, A. A. Penin, V. A. Smirnov and M. Steinhauser, Nucl. Phys. B **635**, 357 (2002) [hep-ph/0203166].
- [7] A. A. Penin and M. Steinhauser, Phys. Lett. B **538**, 335 (2002) [hep-ph/0204290].
- [8] A. V. Smirnov, V. A. Smirnov and M. Steinhauser, Phys. Lett. B **668**, 293 (2008) [arXiv:0809.1927 [hep-ph]].
- [9] C. Anzai, Y. Kiyo and Y. Sumino, Phys. Rev. Lett. **104**, 112003 (2010) [arXiv:0911.4335]

- [hep-ph]].
- [10] A. V. Smirnov, V. A. Smirnov and M. Steinhauser, Phys. Rev. Lett. **104**, 112002 (2010) [arXiv:0911.4742 [hep-ph]].
 - [11] W. E. Caswell and G. P. Lepage, Phys. Lett. B **167**, 437 (1986).
 - [12] G. T. Bodwin, E. Braaten and G. P. Lepage, Phys. Rev. D **51**, 1125 (1995) [Erratum-ibid. D **55**, 5853 (1997)] [hep-ph/9407339].
 - [13] A. Pineda and J. Soto, Nucl. Phys. Proc. Suppl. **64**, 428 (1998) [hep-ph/9707481].
 - [14] N. Brambilla, A. Pineda, J. Soto and A. Vairo, Nucl. Phys. B **566**, 275 (2000) [hep-ph/9907240].
 - [15] M. Beneke and A. Signer, Phys. Lett. B **471**, 233 (1999) [hep-ph/9906475].
 - [16] N. Brambilla, Y. Sumino and A. Vairo, Phys. Lett. B **513**, 381 (2001) [hep-ph/0101305].
 - [17] A. Pineda, JHEP **0106**, 022 (2001) [arXiv:hep-ph/0105008].
 - [18] N. Brambilla, Y. Sumino and A. Vairo, Phys. Rev. D **65** (2002) 034001 [arXiv:hep-ph/0108084].
 - [19] T. Lee, JHEP **0310**, 044 (2003) [arXiv:hep-ph/0304185].
 - [20] C. Contreras, G. Cvetič and P. Gaete, Phys. Rev. D **70** (2004) 034008 [arXiv:hep-ph/0311202].
 - [21] C. Ayala and G. Cvetič, Phys. Rev. D **87,054008** (2013) [arXiv:1210.6117 [hep-ph]].
 - [22] A. Pineda, PhD. thesis, “Heavy quarkonium and nonrelativistic effective field theories”.
 - [23] A. H. Hoang, M. C. Smith, T. Stelzer and S. Willenbrock, Phys. Rev. D **59**, 114014 (1999) [arXiv:hep-ph/9804227].
 - [24] M. Beneke, Phys. Lett. B **434**, 115 (1998) [arXiv:hep-ph/9804241].
 - [25] I. I. Y. Bigi, M. A. Shifman, N. G. Uraltsev and A. I. Vainshtein, Phys. Rev. D **50**, 2234 (1994) [hep-ph/9402360].
 - [26] A. H. Hoang and T. Teubner, Phys. Rev. D **60**, 114027 (1999) [hep-ph/9904468].
 - [27] Y. Kiyo and Y. Sumino, Phys. Lett. B **496**, 83 (2000) [hep-ph/0007251].
 - [28] A. H. Hoang, hep-ph/0008102.
 - [29] G. S. Bali, C. Bauer, A. Pineda and C. Torrero, Phys. Rev. D **87**, 094517 (2013) [arXiv:1303.3279 [hep-lat]].
 - [30] N. Brambilla, X. Garcia i Tormo, J. Soto and A. Vairo, Phys. Rev. Lett. **105**, 212001 (2010) [Erratum-ibid. **108**, 269903 (2012)] [arXiv:1006.2066 [hep-ph]].
 - [31] R. Tarrach, Nucl. Phys. B **183** (1981) 384.

- [32] N. Gray, D. J. Broadhurst, W. Grafe and K. Schilcher, *Z. Phys. C* **48** (1990) 673;
- [33] K. G. Chetyrkin and M. Steinhauser, *Phys. Rev. Lett.* **83** (1999) 4001 [hep-ph/9907509].
- [34] K. Melnikov and T. v. Ritbergen, *Phys. Lett. B* **482** (2000) 99 [hep-ph/9912391].
- [35] M. Beneke and V. M. Braun, *Phys. Lett. B* **348**, 513 (1995) [hep-ph/9411229].
- [36] R. Lee, P. Marquard, A. V. Smirnov, V. A. Smirnov and M. Steinhauser, *JHEP* **1303** (2013) 162 [arXiv:1301.6481 [hep-ph]].
- [37] T. van Ritbergen, J. A. M. Vermaseren and S. A. Larin, *Phys. Lett. B* **400** (1997) 379 [hep-ph/9701390].
- [38] M. Czakon, *Nucl. Phys. B* **710**, 485 (2005) [hep-ph/0411261].
- [39] S. Bekavac, A. Grozin, D. Seidel and M. Steinhauser, *JHEP* **0710**, 006 (2007) [arXiv:0708.1729 [hep-ph]].
- [40] A. H. Hoang and A. V. Manohar, *Phys. Lett. B* **483**, 94 (2000) [hep-ph/9911461].
- [41] M. Melles, *Phys. Rev. D* **62**, 074019 (2000) [hep-ph/0001295].
- [42] P. Ball, M. Beneke and V. M. Braun, *Nucl. Phys. B* **452**, 563 (1995) [hep-ph/9502300].
- [43] M. Peter, *Phys. Rev. Lett.* **78**, 602 (1997) [hep-ph/9610209].
- [44] N. Brambilla, A. Pineda, J. Soto and A. Vairo, *Phys. Rev. D* **60**, 091502 (1999) [hep-ph/9903355].
- [45] T. Appelquist, M. Dine and I. J. Muzinich, *Phys. Rev. D* **17**, 2074 (1978).
- [46] M. Beneke, *Phys. Lett. B* **344**, 341 (1995) [arXiv:hep-ph/9408380].
- [47] M. Beneke and V. M. Braun, *Nucl. Phys. B* **426** (1994) 301 [arXiv:hep-ph/9402364];
- [48] M. Beneke, *Phys. Rept.* **317** (1999) 1.
- [49] M. Neubert, *Phys. Lett. B* **393**, 110 (1997) [hep-ph/9610471].
- [50] G. Cvetič, *Phys. Rev. D* **67**, 074022 (2003) [hep-ph/0211226].
- [51] J. R. Ellis, I. Jack, D. R. Jones, M. Karliner and M. A. Samuel, *Phys. Rev. D* **57**, 2665 (1998) [arXiv:hep-ph/9710302].
- [52] U. Aglietti and Z. Ligeti, *Phys. Lett. B* **364**, 75 (1995) [hep-ph/9503209].
- [53] T. Lee, *Phys. Rev. D* **56** (1997) 1091 [arXiv:hep-th/9611010].
- [54] T. Lee, *Phys. Lett. B* **462** (1999) 1 [arXiv:hep-ph/9908225].
- [55] A. Pineda, *J. Phys. G* **29**, 371 (2003) [hep-ph/0208031].
- [56] G. Cvetič, *J. Phys. G* **30**, 863 (2004) [hep-ph/0309262].
- [57] A. G. Grozin and M. Neubert, *Nucl. Phys. B* **508**, 311 (1997) [hep-ph/9707318].

- [58] A. Pineda and J. Segovia, Phys. Rev. D **87**, 074024 (2013) [arXiv:1302.3528 [hep-ph]].
- [59] G. S. Bali, C. Bauer and A. Pineda, arXiv:1311.0114 [hep-lat].
- [60] A. L. Kataev and V. T. Kim, Phys. Part. Nucl. **41**, 946 (2010) [arXiv:1001.4207 [hep-ph]].
- [61] Y. Sumino, Phys. Lett. B **728**, 73 (2014) [arXiv:1309.5436 [hep-ph]].
- [62] D. Eiras and J. Soto, Phys. Lett. B **491**, 101 (2000) [hep-ph/0005066].
- [63] J. Beringer *et al.* [Particle Data Group Collaboration], Phys. Rev. D **86**, 010001 (2012).
- [64] B. A. Kniehl and A. A. Penin, Nucl. Phys. B **563** (1999) 200 [arXiv:hep-ph/9907489].
- [65] A. Hoang, P. Ruiz-Femenia and M. Stahlhofen, JHEP **1210**, 188 (2012) [arXiv:1209.0450 [hep-ph]].
- [66] A. A. Penin and N. Zerf, JHEP **1404**, 120 (2014) [arXiv:1401.7035 [hep-ph]].
- [67] A. Pineda and A. Signer, Phys. Rev. D **73**, 111501 (2006) [hep-ph/0601185].
- [68] F. Bernardoni, B. Blossier, J. Bulava, M. Della Morte, P. Fritzsche, N. Garron, A. Gerardin and J. Heitger *et al.*, Phys. Lett. B **730**, 171 (2014) [arXiv:1311.5498 [hep-lat]].
- [69] J. H. Kühn, M. Steinhauser and C. Sturm, Nucl. Phys. B **778**, 192 (2007) [hep-ph/0702103 [HEP-PH]].
- [70] S. Bodenstein, J. Bordes, C. A. Dominguez, J. Penarrocha and K. Schilcher, Phys. Rev. D **85**, 034003 (2012) [arXiv:1111.5742 [hep-ph]].
- [71] A. J. Lee *et al.* [HPQCD Collaboration], Phys. Rev. D **87**, no. 7, 074018 (2013) [arXiv:1302.3739 [hep-lat]].
- [72] K. G. Chetyrkin, B. A. Kniehl and M. Steinhauser, Phys. Rev. Lett. **79**, 2184 (1997) [arXiv:hep-ph/9706430].