

# Modelling an Aircraft Landing System in Event-B\*

Dominique Méry  
Université de Lorraine, LORIA  
BP 239, Nancy, France  
Dominique.Mery@loria.fr

Neeraj Kumar Singh  
McMaster Centre for Software Certification  
Hamilton, ON, Canada  
singhn10@mcmaster.ca

September 14, 2018

## Abstract

The failure of hardware or software in a critical system can lead to loss of lives. The design errors can be main source of the failures that can be introduced during system development process. Formal techniques are an alternative approach to verify the correctness of critical systems, overcoming limitations of the traditional validation techniques such as simulation and testing. The increasing complexity and failure rate brings new challenges in the area of verification and validation of avionic systems. Since the reliability of the software cannot be quantified, the *correct by construction* approach can implement a reliable system. Refinement plays a major role to build a large system incrementally from an abstract specification to a concrete system. This paper contributes as a stepwise formal development of the landing system of an aircraft. The formal models include the complex behaviour, temporal behaviour and sequence of operations of the landing gear system. The models are formalized in Event-B modelling language, which supports stepwise refinement. This case study is considered as a benchmark for techniques and tools dedicated to the verification of behavioural properties of systems.

## Keywords

Abstract model, Event-B, Event-driven approach, Proof-based development, Refinement, Landing Gear System

## 1 Introduction

In the cutting edge technology of aircraft, the requirements for avionic systems become increasingly complex. The failure of hardware or software in such a complex system

---

\*The current report is the companion paper of the paper [17] accepted for publication in the volume 433 of the serie Communications in Computer Information Science. The Event-B models are available at the link <http://eb2all.loria.fr>. Processed on September 14, 2018.

can lead to loss of lives. The increasing complexity and failure rate brings new challenges in the area of verification and validation of avionic systems. The Federal Aviation Administration (FAA) ensures that aircraft meets highest safety standards. The FAA recommends the catastrophic failures of the aircraft and suggests probabilities of failure on the order of per flight hour [12].

Hardware component failures and design errors are two main reasonable factors to major the reliability of the avionics. There are several techniques like redundancy and voting are used to handle the hardware failures. However, the design errors can be introduced at the development phase, which may include errors in the system specification, and errors made during the implementation of the software or hardware [14].

The complexity of software has been tremendously increased. Our experience, intuition and developed methodologies is reliable for building the continuous system, but software exhibits discontinuous behaviour. To verify the correctness of the system, it is highly desirable to reason about millions of sequences of discrete state transitions. Traditional techniques like testing and simulations are infeasible to test the correctness of a system [7]. Since the reliability of the software cannot be quantified, the avionic software must be developed using *correct by construction* [15] approach that can produce the correct design and implementation of the final system [19].

This paper describes how rigorous analysis employing formal methods can be applied to the software development process. Formal methods is considered as an alternative approach for certification in the DO-178B standard for avionics software development. We propose the refinement based correct by construction approach to develop a critical system. The nature of the refinement that we verify using the RODIN [18] proof tools is a safety refinement. Thus, the behaviour of final resulting system is preserved by an abstract model as well as in the correctly refined models. Proof-based development methods [1] integrate formal proof techniques in the development of software systems. The main idea is to start with a very abstract model of the system under development. Details are gradually added to this first model by building a sequence of more concrete events. The relationship between two successive models in this sequence is *refinement* [1, 3]. Here we present stepwise development to model and verify such interdisciplinary requirements in Event-B [8, 1] modelling language. The correctness of each step is proved in order to achieve a reliable system.

In this paper, we present the stepwise formalization of the benchmark case study landing system of an aircraft. The current work intends to explore those problems related to modelling the sequence of operations of landing gears and doors associated with hydraulic cylinders under the real-time constraints and to evaluate the refinement process.

The outline of the remaining paper is as follows. Section 2 presents selection of the case study related to the landing system of an aircraft for formalization. In Section 3, we explore the incremental proof-based formal development of the landing system. Finally, in Section 4, we conclude the paper.

## 2 Basic Overview of Landing Gear System

The landing gear is an essential system that allows an aircraft to land safely, and supports the entire weight of an aircraft during landing and ground operations. The basic engineering and operational behaviors behind a landing gear system are very complex. There are several types of gears, which depend on the aircraft design and its intended use. Most landing gears have wheels to facilitate operation to and from hard surfaces,

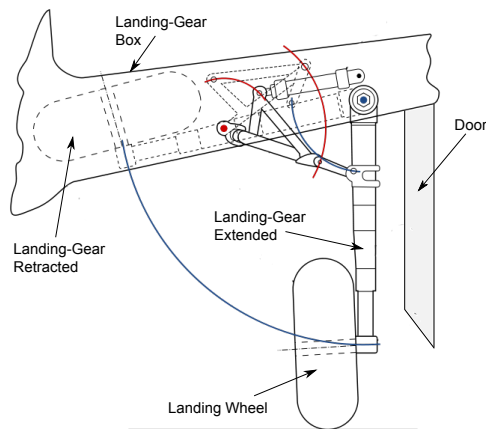


Figure 1: Landing Gear System

such as airport runways [11].

Three basic arrangements of landing gear are used: tail wheel type landing gear, tandem landing gear, and tricycle-type landing gear. The most commonly used landing gear arrangement is the tricycle-type landing gear. All these aircraft landing gears are further classified into fixed and retractable categories. Single engine and light weight aircrafts use fixed landing gear while the retractable gear is used in heavy aircrafts [11].

The landing system controls the maneuvering landing gears and associated doors. Fig. 1 depicts basic components of a landing system. The landing system is made of three different landing sets, which corresponds to front, left and right. The main components of a landing system are doors, landing gears and hydraulic cylinders.

The landing gear system is controlled by the software in nominal operating mode, and an emergency mode is handled analogically. Generally, landing system always use nominal mode. In case of system failure, the pilot can activate the emergency mode. However, the landing system can be activated in emergency mode only when any anomaly is detected in the system.

There are sequential operations of the landing gear system. The sequential operations for extending gears are: open the doors of gear boxes, extend the landing gears, and close the doors. Similarly the sequential operations for retraction gears are: open the door, retract the landing gears, and close the doors. During these sequential operations there are several parameters and conditions, which can be used to assess the health of a landing system [6].

There are three main components of the landing gear system: 1) mechanical system, 2) digital system, and 3) pilot interface. The mechanical system is composed of three landing sets, where each set contains landing gear box, and a door with latching boxes. The landing gears and doors motions are performed with the help of cylinders. The cylinder position is used to identify the various states of the door or landing gear positions. Hydraulic power is used to control the cylinders with the help of electro-valves. These electro-valves are activated by a digital system. The digital system is composed of two identical computing modules, which execute parallel. The digital system is only the responsible for controlling mechanical parts like gears and doors, and for detecting anomalies. The pilot interface has an Up/Down handle and a set of indicators. The handle is used by pilot for extending or retracting the landing gear

sequence, and a set of indicators is the different type of lights for giving the actual position of gears and doors, and the system state. A detailed description of the landing gear system is given in [11, 6].

The landing gear system is a critical embedded system, where all the operations are based on the state of a physical device, and required temporal behaviour. The main challenge is to model the system behaviour of the landing gear system, and to prove the safety requirements under the consideration of physical behaviour of hydraulic devices.

### 3 Formal Development of the Landing System

The development is progressively designing the landing system by integrating observations and elements of the document. The first model is specific as abstract as possible and it captures the different possible *big* steps of the system by defining the synchronous atomic events. For example, the sequence of door opening, door closing, gear extension and gear retraction etc.

#### 3.1 M1: Moving Up and Down

When the system is moving up (resp. *down*) till retraction (resp. *extension*), it will be in a position *halt* and *up* (resp. *down*), namely *haltup* (resp. *haltdown*). The first model observes the positions of the global state which considers that the landing system is either moving *down* from a *haltup* position, or moving *up* from a *haltdown* position. The global state expresses the state of handle at an initialization in a *down* state (*button* := *DOWN*) and the gear system is halted in a *haltdown* position (*phase* := *haltdown*). It means that initially the gear system is extended and locked. Two state variables record these informations namely *button* and *phase*. Events model the possible observable actions and modifications over the global system:

- **PressDOWN** is enabled, when the gear system is halted up and retracted; the system is in a new state corresponding to the *movingup* action. The intention is to extend the gear system.
- **PressUP** is enabled, when the gear system is halted down and extended; the system is in a new state corresponding to the *movingdown* action. The intention is to retract the gear system.

Moreover, when one of events **PressDOWN** or **PressUP** (solid labelled transitions in Fig. 2) is observed, the system should provide a *service* corresponding to an effective action (dashed labelled transitions in Fig. 2) of the landing system and physically moving gears. The landing system *reacts* (dashed labelled transitions in Fig. 2) to the orders of the pilot (solid labelled transitions in Fig. 2).

- **movingup** is an action supported by engine which helps to move the landing system into the state *haltup* and to the retracted state.
- **movingdown** is an action supported by engine which helps to move the landing system into the state *haltdown* and to the extended state.

Events express that, when the button remains UP (resp. DOWN), the reaction of the system is to reach the state *retracted* (resp. *extended*). The current diagram assumes that the system is operating in normal mode. The detection of anomalies is left for the

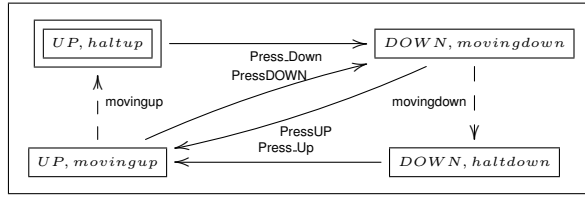


Figure 2: State-based automaton for the model M1

next refinements. The diagram contains the main goals of the system which is operating in a cyclic mode. The requirements R11bis and R12bis are clearly satisfied, as well as R12 and R11. Other requirements are not considered since they are related to features that are not yet defined.

### 3.2 M2: Opening and Closing Doors

The model M2 is considering different possible steps in the moving up or in the moving down phases. However, the different steps are possibly victims of counters orders. The pilot decides to press UP and then to press DOWN or reciprocally. These movements affect the classical cycle of the system starting from a locked closed position to another one without interrupt. First observation leads to consider that we identify that doors are alternatively *opening* and *closing*. We add a detail on the fact that the doors are opened when they are unlocked and when they are closed, they are locked. A new state is enriching the previous one by a state variable for doors states ( $dstate$ ) and a variable for expressing when doors are locked ( $lstate$ ). Three variables are used to control the possible change of decisions and expressing the sequentialisation of *extension* scenario or *retraction* scenario:  $p, l, i$ .

The next invariant states that when the doors are opened, the doors are unlocked ( $M2\_inv5$ ); when one door is opened, all the doors are opened ( $M2\_inv3$ ) and when a door is closed, all the doors are closed ( $M2\_inv4$ ).

$M2\_inv1 : dstate \in DOORS \rightarrow SDOORS$   
 $M2\_inv2 : lstate \in DOORS \rightarrow SLOCKS$   
 $M2\_inv3 : dstate^{-1}\{OPEN\} \neq \emptyset \Rightarrow dstate^{-1}\{OPEN\} = DOORS$   
 $M2\_inv4 : dstate^{-1}\{CLOSED\} \neq \emptyset \Rightarrow dstate^{-1}\{CLOSED\} = DOORS$   
 $M2\_inv5 : dstate[DOORS] = \{OPEN\} \Rightarrow lstate[DOORS] = \{UNLOCKED\}$   
 $M2\_inv6 : l = E \wedge p = R \Rightarrow lstate[DOORS] = \{UNLOCKED\}$   
 $M2\_inv7 : l = R \wedge p = E \Rightarrow lstate[DOORS] = \{UNLOCKED\}$

Events are now capturing the observation of opening and closing with possible counter orders by the pilot. We have not yet considered the state of *flying* or *grounding*. Initially, doors are closed and the state is *haltdown*. It means that the landing system is corresponding to a state on ground and should be obviously extended. The three auxiliary variables ( $p, l, i$ ) are set to  $R$  to mean that the system is ready to retract whenever the pilot wants. We do not consider the case when a *crazy* pilot would try to retract when the aircraft is on the ground but we may consider that we observe a safe situation. Further refinements will forbid these kinds of possible behaviours. Events are refining the previous four events and we refine the two events **PressDown** and **PressUp** by events that can interrupt the initial scenario and switch to the other scenario. Fig. 3 describes the state-based automaton for the model M2 and we use the following notations  $UP$  for  $button = UP$ ,  $DN$  for  $button = DOWN$ ,  $C$  for  $dstate[DOORSQ] =$

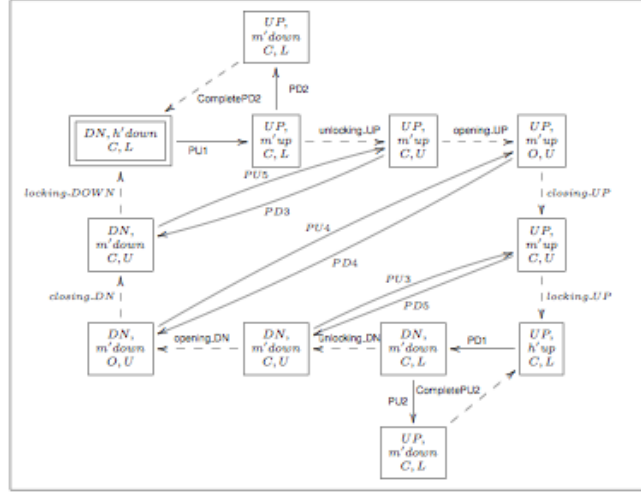


Figure 3: State-based Automaton for Events in model M2

$\{CLOSED\}$ ,  $O$  for  $dstate[DOORSQ] = \{OPEN\}$ ,  $L$  for  $lstate[DOORSQ] = \{LOCKED\}$ ,  $U$  for  $lstate[DOORSQ] = \{UNLOCKED\}$ ,  $m'down$  for  $phase = movingdown$ ,  $m'up$  for  $phase = movingup$ ,  $h'down$  for  $phase = haltdown$ ,  $h'up$  for  $phase = haltup$ . The dashed and plain arrows present the distinction between two different types of actions. Dashed arrows show that it is an action of the system, and plain arrows show that it is an action of the pilot.

The diagram Fig. 3 confirms the requirements. The model is validated using ProB and the sequences of retraction and extension are observed according to the requirements.

### 3.3 M3: Observing the gears

The next observation leads us to consider the full mechanical system. In fact, doors are opened and closed but we have the time to see that gears are either moving out (extension scenario) or moving in (retraction scenario). The next model is refining the previous one by adding gears and observing different states of the gears ( $gstate \in GEARS \rightarrow SGEARS$ ).  $SGEARS$  is defined as enumerated set  $partition(SGEARS, \{RETRACTED\}, \{EXTENDED\}, \{RETRACTING\}, \{EXTENDING\})$  to capture the multiple states of gears. There are obvious invariant properties that express that the doors are opened when the gears are moving. The invariants are listed as follow:

$$\begin{array}{l}
 M3.inv1 : gstate \in GEARS \rightarrow SGEARS \\
 M3.inv2 : \forall door \cdot \left( \begin{array}{l} door \in DOORS \wedge dstate(door) = CLOSED \\ \wedge ran(gstate) \neq \{RETRACTED\} \\ \Rightarrow \\ ran(gstate) = \{EXTENDED\} \end{array} \right) \\
 M3.inv3 : \forall door \cdot \left( \begin{array}{l} door \in DOORS \wedge dstate(door) = CLOSED \\ \wedge ran(gstate) \neq \{EXTENDED\} \\ \Rightarrow \\ ran(gstate) = \{RETRACTED\} \end{array} \right)
 \end{array}$$

$$\begin{array}{l}
M3\_inv4 : \left( \begin{array}{l}
ran(gstate) \neq \{RETRACTED\} \wedge ran(gstate) \neq \{EXTENDED\} \\
\Rightarrow \\
ran(dstate) = \{OPEN\} \\
ran(dstate) = \{CLOSED\}
\end{array} \right) \\
M3\_inv5 : \left( \begin{array}{l}
\Rightarrow \\
ran(gstate) \cap \{RETRACTING, EXTENDING\} = \emptyset
\end{array} \right)
\end{array}$$

$M3\_inv2$  and  $M3\_inv3$  express that when doors are opened, either the gears are extended or the gears are retracted. When the doors are closed, the gears are not in moving state ( $M3\_inv4$  and  $M3\_inv5$ ). When the gears are moving, the doors are opened. The expression of the simultaneous state of the doors either closed or opened, as well as the gears either extended or retracted, prepare the conditions of the synchronisation over the doors and the gears. Fig. 3 is now detailed by splitting the two states ( $DN, m'down, O, U$ ) and ( $UP, m'up, O, U$ ) and by considering that the new variable  $gstate$  is modified at this stage. We are introducing four new events corresponding to the retraction of gears and to the extension of gears.

The *retraction* phase is decomposed into two events `retracting_gears` and `retraction` and the gears are transiting from a state *EXTENDED* into the state *RETRACTING* and finally the state *RETRACTED*.

```

EVENT retracting_gears
WHEN
  grd1 : dstate[DOORS] = {OPEN}
  grd2 : gstate[GEAR] = {EXTENDED}
  grd3 : p = R
THEN
  act1 : gstate := {a ↦ b | a ∈ GEARS ∧ b = RETRACTING}
END
EVENT retraction
WHEN
  grd1 : dstate[DOORS] = {OPEN}
  grd2 : gstate[GEAR] = {RETRACTING}
THEN
  act1 : gstate := {a ↦ b | a ∈ GEARS ∧ b = RETRACTED}
END

```

The *extension* phase is decomposed into two events `extending_gears` and `extension` and the gears are transiting from a state *RETRACTED* into the state *EXTENDING* and finally the state *EXTENDED*.

```

EVENT extending_gears
WHEN
  grd1 : dstate[DOORS] = {OPEN}
  grd2 : gstate[GEAR] = {RETRACTED}
  grd3 : p = E
THEN
  act1 : gstate := {a ↦ b | a ∈ GEARS ∧ b = EXTENDING}
END
EVENT extension
WHEN
  grd1 : dstate[DOORS] = {OPEN}
  grd2 : gstate[GEAR] = {EXTENDING}
THEN
  act1 : gstate := {a ↦ b | a ∈ GEARS ∧ b = EXTENDED}
END

```

The events `PU4` and `PD4` are both refined into three events which are controlling or switching from the retraction to the extension and vice-versa. The two possible scenarios (extension and retraction) have a meaning and we can address the requirements `R21` and `R22`.

The model `M3` is refined into a new model called `M30` which is *forbidden* the use of buttons. The model is clearly satisfying the requirement over the successive actions. ProB is also used to validate the behaviour of system.

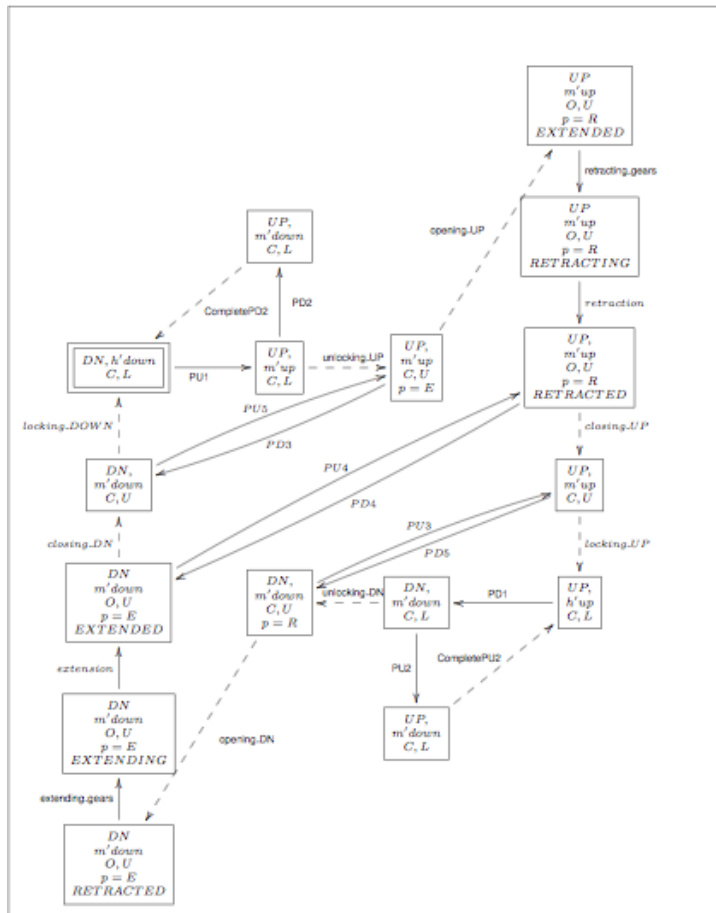


Figure 4: State-based Automaton for Events in model M3



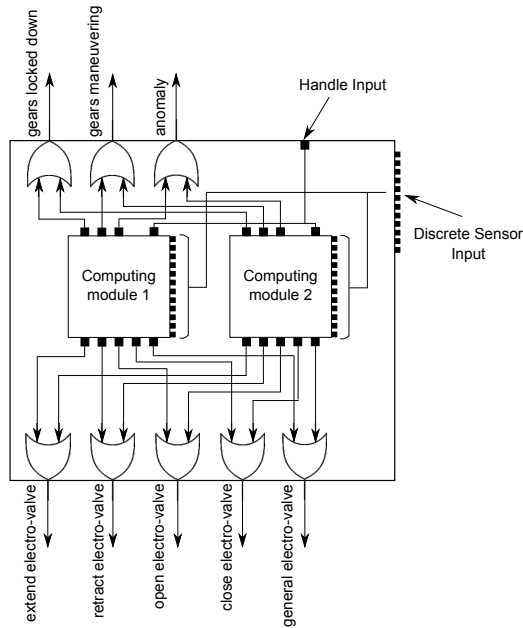


Figure 5: Architecture of the computing modules

### 3.4 M4: Sensors and Actuators

In this refinement, we address the problem of sensors and actuators. We introduce the management of sensors and actuators by considering the collection of values of sensors and an abstract expression of computing modules for analysing the sensed values. We introduce a list of new variables according to the Fig. 5:

- Variables for expressing the sensors states: *handle* (for the pilot interface), *analogical\_switch*, *gear\_extended* (sensor for detecting an extension activity), *gear\_retracted* (sensor for detecting a retraction activity), *gear\_shock\_absorber* (sensor for detecting the flight or ground mode), *door\_closed* (sensor for stating when the doors are closed), *door\_open* (sensor for stating when the doors are opened), *circuit\_pressurized* (sensor for the pressure control).
- Variables for getting the evaluation of the sensed states of the system by the computing modules: *general\_EV*, *close\_EV*, *retract\_EV*, *extend\_EV*, *open\_EV*.
- Variables for modelling the computation of the sensed state from the collected sensed values: *general\_EV\_func*, *close\_EV\_func*, *retract\_EV\_func*, *extend\_EV\_func*, *open\_EV\_func*.
- Variables for collecting output of computing modules: *gears\_locked\_down*, *gears\_man*, *anomaly*.

New variables are used for adding some constraints over guards of previous events:

- HPD1 and HPU1 are two events corresponding to the order by the pilot interface to extend (HPD1) or to retract (HPU1) the gears. For instance, the guard  $\forall x \cdot x \in 1 \dots 3 \Rightarrow handle(x) = UP$  senses that the handle is UP and then it moves to

DOWN ( $handle : \in 1..3 \rightarrow \{DOWN\}$ ). The sensors are triplicated and we define each sensor value by a function from 1..3 into the sensors values.

- Analogical\_switch\_closed and Analogical\_switch\_open are two events for updating the general switch for protecting the system against abnormal behaviour of the digital part.
- Circuit\_pressurized manages the sensor of the pressure control.
- Computing\_Module\_1\_2 models in a very abstract way for computing and updating of *EV* variables using sensors values.
- Failure\_Detection detects any failure in the system.

The model introduces sensors and values synthesized from sensors values. We have used a very abstract way to state the values of sensors. The model M4 is not analyse-able with ProB. The previous requirements R11, R11bis, R12, R12bis, R22, R21 are remaining satisfied by the model M4 by refinement. We need to strengthening the guards of events ( $\forall x \cdot x \in 1..3 \Rightarrow handle(x) = button$ ). The reader will notice that the two events HPU1 and HPD1 are the external interfaces for controlling the events to associate the functionality of handle with old variable *button*. The guard  $gear\_shock\_absorber = \{a \mapsto b \mid a \in 1..3 \wedge b = ground\}$  indicates that now we know that either we are on the ground or not: it means that we assume that sensors are trusted and this assumption is valid. The state of *gear\_shock\_absorber* is modified according to the figure 11, page 12 of [6] and it is the reason for updating in two events extension and retraction.

In this refinement, the number of proof obligations is very high (247) but it is possible to add intermediate models for progressive development.

- The two events HPU1 and HPD1 are adding a small amount of new proof obligations.
- The unproved proof obligations appearing in the summary are mainly typing properties and they are discharged either using the SMT solver or a procedure. We consider that they are pseudo-automatic proof obligations.

### 3.5 M5: Managing electro-valves

The model M5 takes into account the management of electro-valves used for moving the gears from a position to another one. Four new variables are modelling pressure states (page 10, subsection 3.2, Electro-valves) and they model the hydraulical features of the system: *general\_EV\_Hout*, *close\_EV\_Hout*, *retract\_EV\_Hout*, *extend\_EV\_Hout*, *open\_EV\_Hout*, *A\_Switch\_Out*. The invariant is stating that either the pressure is *on* or *off* by the two possible values: 0 or *Hin*:

*inv1* : *general\_EV\_Hout*  $\in$  {0, *Hin*}  
*inv2* : *close\_EV\_Hout*  $\in$  {0, *Hin*}  
*inv3* : *retract\_EV\_Hout*  $\in$  {0, *Hin*}  
*inv4* : *extend\_EV\_Hout*  $\in$  {0, *Hin*}  
*inv5* : *open\_EV\_Hout*  $\in$  {0, *Hin*}

The summary of new proof obligations is simply that 19 new proof obligations are generated and automatically discharged. In the previous development, the values were

less precise and we got a problem in the next refinements with some proof obligations to discharge. A new event `Update_Hout` is introduced to update the values of sensors for the hydraulic part:

```

EVENT Update_Hout
BEGIN
  act1 : general_EV_Hout : |  $\left( \begin{array}{l} (general\_EV = TRUE \wedge general\_EV\_Hout' = Hin) \\ \vee (general\_EV = FALSE \wedge general\_EV\_Hout' = 0) \\ \vee (A\_Switch\_Out = TRUE \wedge general\_EV\_Hout' = Hin) \\ \vee (A\_Switch\_Out = FALSE \wedge general\_EV\_Hout' = 0) \end{array} \right)$ 
  act2 : close_EV_Hout : |  $\left( \begin{array}{l} (close\_EV = TRUE \wedge close\_EV\_Hout' = Hin) \\ \vee (close\_EV = FALSE \wedge close\_EV\_Hout' = 0) \end{array} \right)$ 
  act3 : open_EV_Hout : |  $\left( \begin{array}{l} (open\_EV = TRUE \wedge open\_EV\_Hout' = Hin) \\ \vee (open\_EV = FALSE \wedge open\_EV\_Hout' = 0) \end{array} \right)$ 
  act4 : extend_EV_Hout : |  $\left( \begin{array}{l} (extend\_EV = TRUE \wedge extend\_EV\_Hout' = Hin) \\ \vee (extend\_EV = FALSE \wedge extend\_EV\_Hout' = 0) \end{array} \right)$ 
  act5 : retract_EV_Hout : |  $\left( \begin{array}{l} (retract\_EV = TRUE \wedge retract\_EV\_Hout' = Hin) \\ \vee (retract\_EV = FALSE \wedge retract\_EV\_Hout' = 0) \end{array} \right)$ 
END

```

The event `Circuit_pressurized` is refined by two events considering that the sensing is OK or not; it assigns the value of `Hout`.

```

EVENT Circuit_pressurized
REFINES Circuit_pressurized
WHEN
  grd1 : general_EV_Hout = Hin
THEN
  act9 : circuit_pressurized := 1 .. 3 → {TRUE}
END

```

```

EVENT Circuit_pressurized_notOK
REFINES Circuit_pressurized
WHEN
  grd1 : general_EV_Hout = 0
THEN
  act9 : circuit_pressurized := 1 .. 3 → {FALSE}
END

```

### 3.6 M6: Integrating Cylinders Behaviours

The next step is to integrate the cylinders behaviour according to the electro-valves circuit and to control the process, which is computing from sensors values the global state of the system. It leads to strengthen guards of events opening and closing doors and gears using cylinders sensors and hydraulic pressure (opening\_doors\_DOWN, opening\_doors\_UP, closing\_doors\_UP, closing\_doors\_DOWN, unlocking\_UP, locking\_UP, unlocking\_DOWN, locking\_DOWN, retracting\_gears, retraction, extending\_gears, extension). The event `CylinderMovingOrStop` models the change of the cylinders according to the pressure, when the value of `state` is `cylinder`. It leads to a next state which *activates* the computing modules.

```

EVENT CylinderMovingOrStop
  Cylinder Moving or Stop according to the output of hydraulic circuit
  WHEN
    grd1 : state = cylinder
  THEN
    act1 : SGCylinder : |
      (
        (
          SGCylinder' = {a ↦ b | a ∈ GEARS × {GCYF, GCYR, GCYL} ∧ b = MOVING}
          ∧ extend_EV_Hout = Hin
        )
        ∨ (
          SGCylinder' = {a ↦ b | a ∈ GEARS × {GCYF, GCYR, GCYL} ∧ b = STOP}
          ∧ extend_EV_Hout = 0
        )
        ∨ (
          SGCylinder' = {a ↦ b | a ∈ GEARS × {GCYF, GCYR, GCYL} ∧ b = MOVING}
          ∧ retract_EV_Hout = Hin
        )
        ∨ (
          SGCylinder' = {a ↦ b | a ∈ GEARS × {GCYF, GCYR, GCYL} ∧ b = STOP}
          ∧ retract_EV_Hout = 0
        )
      )
    act2 : SDCylinder : |
      (
        (
          SDCylinder' = {a ↦ b | a ∈ DOORS × {DCYF, DCYR, DCYL} ∧ b = MOVING}
          ∧ open_EV_Hout = Hin
        )
        ∨ (
          SDCylinder' = {a ↦ b | a ∈ DOORS × {DCYF, DCYR, DCYL} ∧ b = STOP}
          ∧ open_EV_Hout = 0
        )
        ∨ (
          SDCylinder' = {a ↦ b | a ∈ DOORS × {DCYF, DCYR, DCYL} ∧ b = MOVING}
          ∧ close_EV_Hout = Hin
        )
        ∨ (
          SDCylinder' = {a ↦ b | a ∈ DOORS × {DCYF, DCYR, DCYL} ∧ b = STOP}
          ∧ close_EV_Hout = 0
        )
      )
    act3 : state := computing
  END

```

More than 50 % of the proof obligations are manually discharged. However, it appears that the disjunction of actions allows us to have a unique view of the cylinders behaviours. The proofs to discharge are not complex and are mainly discharged by several clicks on procedures buttons.

### 3.7 M7: Failure Detection

The model M7 is modelling the detection of different possible failures. Page 16 and page 17 of the case study have given a list of conditions for detecting anomalies: *Analogical switch monitoring*, *Pressure sensor monitoring*, *Doors motion monitoring*, *Gears motion monitoring*, *Expected behavior in case of anomaly*. The decision is to refine the event Failure\_Detection into six events which are modelling the different cases for failure detection: Failure\_Detection\_Generic\_Monitoring, Failure\_Detection\_Analogical\_Switch, Failure\_Detection\_Pressure\_Sensor, Failure\_Detection\_Doors, Failure\_Detection\_Gears, Failure\_Detection\_Generic\_Monitoring. The decision is to postpone the introduction of timing constraints in the last model. However, we have to strengthen the guards of events opening\_doors\_DOWN, opening\_doors\_UP, closing\_doors\_UP, closing\_doors\_DOWN, unlocking\_UP, locking\_UP, unlocking\_DOWN, locking\_DOWN by adding a condition *anomaly = FALSE*.

### 3.8 M8: Timing Requirements

The time pattern [9] provides a way to add timing properties. The pattern adds an event tic\_tock simulating the progression of time. Timing properties are derived from the document. We agree with possible discussions on the modelling of time but it appears that further works are required to get a better integration of a *more real time* approach. However, we think that the current model M8 is an abstraction of another automaton with real time features [2].

```

EVENT tic.tock
ANY
  tm
WHERE
  grd1 : tm ∈ ℕ
  grd2 : tm > time
  grd3 : ran(at) ≠ ∅ ⇒ tm ≤ min(ran(at))
THEN
  act1 : time := tm
END

```

The pilot uses the handle and the handle is taking some time to change the value of the sensors.

```

EVENT HPD1
REFINES HPD1
WHEN
  grd3 : ∀x.x ∈ 1..3 ⇒ handle(x) = UP
THEN
  act2 : handle :∈ 1..3 → {DOWN}
  act3 : at := at ∪ {(index + 1) ↦ (time + 160)}
  act4 : handleDown.interval := time + 40000
  act5 : handleUp.interval := 0
  act6 : index := index + 1
END
EVENT HPU1
REFINES HPU1
WHEN
  grd3 : ∀x.x ∈ 1..3 ⇒ handle(x) = DOWN THEN
  act2 : handle :∈ 1..3 → {UP}
  act3 : at := at ∪ {(index + 1) ↦ (time + 160)}
  act4 : handleUp.interval := time + 40000
  act5 : handleDown.interval := 0
  act6 : index := index + 1
END

```

The proof assistant is not efficient on this new refinement. However, now we can cover requirements with timing aspects.

### 3.9 M9: Adding Lights

The last refinement of our development introduces the interface of the pilot: *the lights*. These lights are modelled by a variable as  $pilot\_interface\_light \in colorSet \rightarrow lightState$ . Initially,  $pilot\_interface\_light$  is set to  $\{Green \mapsto Off, Orange \mapsto Off, Red \mapsto Off\}$ . The following events are informing the pilot by interpreting the results of the computing modules and they are extracted from the document:

- `pilot_interface_Green_light_On`: green light is on; when gears locked down is true.
- `pilot_interface_Orange_light_On`: orange light is on, when gears maneuvering is true.
- `pilot_interface_Red_light_On`: red light is on, when anomaly is detected (true).
- `pilot_interface_Green_light_Off`: green light is off, when gears locked down is false.
- `pilot_interface_Orange_light_Off`: orange light is off, when gears maneuvering is false.
- `pilot_interface_Red_light_Off`: red light is off, when anomaly is detected (false).

Model	Requirements	Total PO	Auto	Man
M1	R11, R11bis,R12, R12bis	10	10	0
M2	R11, R11bis,R12, R12bis	33	33	0
M3	R11, R11bis,R12, R12bis, R22, R21	44	44	0
M4	R11, R11bis,R12, R12bis, R22, R21	264	252	12
M5	R11, R11bis,R12, R12bis, R22, R21	19	19	0
M6	R11, R11bis,R12, R12bis, R22, R21	49	20	29
M7	R11, R11bis,R12, R12bis, R22, R21	1	0	1
M8	R11, R11bis,R12, R12bis, R22, R21	56	23	33
M9	R11, R11bis,R12, R12bis, R22, R21	9	3	6
Total	R11, R11bis,R12, R12bis, R22, R21	529	448	81

Figure 6: Table of requirements satisfied by models and proof statistics

## 4 Conclusion

Validation and verification are processed by using the ProB tool [16] and Proof Statistics. *Validation* refers to gaining confidence that the developed formal models are consistent with the requirements, which are expressed in the requirements document [6]. The landing system specification is developed and formally proved by the Event-B tool support prover. The developed formal models are also validated by the ProB tool through animation and model checker tool support of the abstract and successive refined models under some constraints of the tool. These constraints are the selection of parameters for testing the given model, and avoiding the failure of the tool during animation or model checking. However, we use this tool on abstract and all the refined models to check that the developed specification is deadlock free from an initial model to the concrete model. Due to features of ProB, we have used ProB for the models M1, M2 and M3.

The Table-Fig6 is expressing the proof statistics of the development in the RODIN tool. These statistics measure the size of the model, the proof obligations are generated and discharged by the Rodin platform, and those are interactively proved. The complete development of landing system results in 529(100%) proof obligations, in which 448(84,68%) are proved completely automatically by the RODIN tool. The remaining 81(15,31%) proof obligations are proved interactively using RODIN tool. In the models, many proof obligations are generated due to introduction of new functional and temporal behaviors. In order to guarantee the correctness of these functional and temporal behaviors, we have established various invariants in stepwise refinement. Most of the proofs are automatically discharged and the interactively discharged proof obligations are discharged by simple sequence of using automatic procedures of Rodin.

The current version of the development is the  $n^{th}$  version. The document describes a concrete system with sensors, mechanical parts and digital part. A first attempt by one of the authors was to propose a sequence of refined models too much close of this description. Then we try to have a global view of the system and to provide a very abstract initial model. In a second round of derivation of models, we got a wrong model, since we did not take into account the counter orders. Finally, the diagram of the Fig. 4 summarizes main steps of the system. From this model, we decide to make elements more concrete and we introduce sensors, computing modules. Timing requirements are added in the pre-last model M8 which is then equipped by lights in

the model M9. Our models are still too abstract and we have to get comments and feedbacks from the domain experts.

## References

- [1] J.-R. Abrial. *Modeling in Event-B: System and Software Engineering*. 2010.
- [2] Rajeev Alur and David L. Dill. A theory of timed automata. *Theor. Comput. Sci.*, 126(2):183–235, 1994.
- [3] R.J.R. Back. On correct refinement of programs. *Journal of Computer and System Sciences*, 23(1):49 – 68, 1981.
- [4] Dines Bjorner. *Software Engineering: Vol 1 Abstraction and Modelling - Vol 2 Specification of Systems and Languages - Vol 3 Domains, Requirements, and Software Design*. Texts in Theoretical Computer Science. An EATCS Series. Springer, 2006. ISBN: 978-3-540-21149-5.
- [5] Dines Bjørner and Martin C. Henson, editors. *Logics of Specification Languages*. EATCS Textbook in Computer Science. Springer, 2007.
- [6] Frédéric Boniol and Virginie Wiels. Landing Gear System. <http://www.irit.fr>, 2013.
- [7] R.W. Butler and George B. Finelli. The infeasibility of quantifying the reliability of life-critical real-time software. *Software Engineering, IEEE Transactions on*, 19(1):3–12, 1993.
- [8] Dominique Cansell and Dominique Méry. *The event-B Modelling Method: Concepts and Case Studies*, pages 33–140. Springer, 2007. See [5].
- [9] Dominique Cansell, Dominique Méry, and Joris Rehm. Time constraint patterns for event b development. In Jacques Julliand and Olga Kouchnarenko, editors, *B 2007: Formal Specification and Development in B*, volume 4355 of *Lecture Notes in Computer Science*, pages 140–154. Springer Berlin Heidelberg, 2006.
- [10] ClearSy. Atelier B. <http://www.clearsy.com>.
- [11] Federal Aviation Administration (FAA). *Aircraft Landing Gear System, Chapter 13 in Aviation Maintenance Technician Handbook - Airframe Vol-1*. U.S. Department of Transportation, Washington, D.C., 2012.
- [12] Federal Aviation Administration (FAA). System Design and Analysis, Advisory Circular AC 25.1309-1A. <http://www.faa.gov>, June 1988.
- [13] E. Gamma, R. Helm, R. Johnson, R. Vlissides, and P. Gamma. *Design Patterns : Elements of Reusable Object-Oriented Software design Patterns*. Addison-Wesley Professional Computing, 1994.
- [14] Sally C. Johnson and Ricky W. Butler. *Formal Methods, Chapter 21 in The Avionics Handbook*. CRC Press, 2001. edited by Cary R. Spitzer.

- [15] Gary T. Leavens, Jean-Raymond Abrial, Don Batory, Michael Butler, Alessandro Coglio, Kathi Fisler, Eric Hehner, Cliff Jones, Dale Miller, Simon Peyton-Jones, Murali Sitaraman, Douglas R. Smith, and Aaron Stump. Roadmap for enhanced languages and methods to aid verification. In *Fifth Intl. Conf. Generative Programming and Component Engineering (GPCE 2006)*, pages 221–235. ACM, October 2006.
- [16] Michael Leuschel and Michael Butler. *ProB: A Model Checker for B*, pages 855–874. Lecture Notes in Computer Science. Springer, 2003.
- [17] Dominique Méry and Neeraj Kumar Singh. Modelling an aircraft landing system in event-b. In *ABZ Case Study*, volume 433 of *Communications in Computer Information Science*. Springer, 2014.
- [18] RODIN. Rigorous open development environment for complex systems. <http://rodin-b-sharp.sourceforge.net>, 2004. 2004-2013.
- [19] Neeraj Kumar Singh. *Using Event-B for Critical Device Software Systems*. Springer-Verlag GmbH, 2013.



## A Requirements

R11: When the command line is working (normal mode), if the landing gear command button has been pushed DOWN and stays DOWN, then the gears will be locked down and the doors will be seen closed less than 15 seconds after the button has been pushed.

R12: When the command line is working (normal mode), if the landing gear command button has been pushed UP and stays UP, then the gears will be locked retracted and the doors will be seen closed less than 15 seconds after the button has been pushed. Note that a weaker version of these two requirements could be considered as well. This weaker version does not take into account quantitative time.

(R11bis): When the command line is working (normal mode), if the landing gear command button has been pushed DOWN and stays DOWN, then eventually the gears will be locked down and the doors will be seen closed.

(R12bis): When the command line is working (normal mode), if the landing gear command button has been pushed UP and stays UP, then eventually the gears will be locked retracted and the doors will be seen closed.

(R21): When the command line is working (normal mode), if the landing gear command button remains in the DOWN position, then retraction sequence is not observed.

(R22): When the command line is working (normal mode), if the landing gear command button remains in the UP position, then outgoing sequence is not observed.

(R31): When the command line is working (normal mode), the stimulation of the gears outgoing or the retraction electro-valves can only happen when the three doors are locked open.

(R32): When the command line is working (normal mode), the stimulation of the doors opening or closure electro-valves can only happen when the three gears are locked down or up.

(R41): When the command line is working (normal mode), opening and closure doors electro-valves are not stimulated simultaneously ; outgoing and retraction gears electro-valves are not stimulated simultaneously.

(R42): When the command line is working (normal mode), opening doors electro-valve and closure doors electro-valve are not stimulated simultaneously outgoing gears electro-valve and retraction gears electro-valve are not stimulated simultaneously

(R51):  
When the command line is working (normal mode), it is not possible to stimulate the maneuvering electro-valve (opening, closure, outgoing or retraction) without stimulating the general electro-valve.

(R61): If one of the three doors is still seen locked in the closed position more than 0.5 second after stimulating the opening electro-valve, then the boolean output normal mode is set to false.

(R62): If one of the three doors is still seen locked in the open position more than 0.5 second after stimulating the closure electro-valve, then the boolean output normal mode is set to false.

(R63): *If one of the three gears is still seen locked in the down position more than 0.5 second after stimulating the retraction electro-valve, then the boolean output normal mode is set to false.*

(R64): *If one of the three gears is still seen locked in the up position more than 0.5 second after stimulating the outgoing electro-valve, then the boolean output normal mode is set to false.*

(R71): *If one of the three doors is not seen locked in the open position more than 2 seconds after stimulating the opening electro-valve, then the boolean output normal mode is set to false.*

(R72): *If one of the three doors is not seen locked in the closed position more than 2 seconds after stimulating the closure electro-valve, then the boolean output normal mode is set to false.*

(R73): *If one of the three gears is not seen locked in the up position more than 10 seconds after stimulating the retraction electro-valve, then the boolean output normal mode is set to false.*

(R74): *If one of the three gears is not seen locked in the down position more than 10 seconds after stimulating the outgoing electro-valve, then the !boolean output normal mode is set to false.*

(R81): *When at least one computing module is working, if the landing gear command button has been DOWN for 15 seconds, and if the gears are not locked down after 15 seconds, then the red light landing gear system failure is on.*

(R82): *When at least one computing module is working, if the landing gear command button has been UP for 15 seconds, and if the gears are not locked retracted after 15 seconds, then the red light landing gear system failure is on.*

## B Introduction of the Modeling Framework

We summarize the concepts of the EVENT B modeling language developed by Abrial [1] and indicate the links with the tool called RODIN [18]. The modeling process deals with various languages, as seen by considering the *tritych*<sup>1</sup> of Bjoerner [4]:  $\mathcal{D}, \mathcal{S} \longrightarrow \mathcal{R}$ . Here, the domain  $\mathcal{D}$  deals with properties, axioms, sets, constants, functions, relations, and theories. The system model  $\mathcal{S}$  expresses a model or a refinement-based chain of models of the system. Finally,  $\mathcal{R}$  expresses requirements for the system to be designed. Considering the EVENT B modeling language, we notice that the language can express *safety* properties, which are either *invariants* or *theorems* in a machine corresponding to the system. Recall that two main structures are available in EVENT B:

- Contexts express static informations about the model.
- Machines express dynamic informations about the model, invariants, safety properties, and events.

A EVENT B model is defined either as a context or as a machine. The triptych of Bjoerner [4, 5]  $\mathcal{D}, \mathcal{S} \longrightarrow \mathcal{R}$  is translated as follows:  $\mathcal{C}, \mathcal{M} \longrightarrow \mathcal{R}$ , where  $\mathcal{C}$  is

<sup>1</sup>The term 'tritych' covers the three phases of software development: domain description, requirements prescription and software design.

a context,  $\mathcal{M}$  is a machine and  $\mathcal{R}$  are the requirements. The relation  $\longrightarrow$  is defined to be a logical satisfaction relation with respect to an underlying logico-mathematical theory. The satisfaction relation is supported by the RODIN platform. A machine is organizing events modifying state variables and it uses static informations defined in a context. These basic structure mechanisms are extended by the refinement mechanism which provides a mechanism for relating an abstract model and a concrete model by adding new events or by adding new variables. This mechanism allows us to develop gradually EVENT B models and to validate each decision step using the proof tool. The refinement relationship should be expressed as follows: a model  $M$  is refined by a model  $P$ , when  $P$  is simulating  $M$ . The final concrete model is close to the behavior of real system that is executing events using real source code. We give details now on the definition of events, refinement and guidelines for developing complex system models.

## B.1 Modeling Actions Over States

EVENT B [1] is based on the B notation. It extends the methodological scope of basic concepts to take into account the idea of *formal reactive models*. Briefly, a formal reactive model is characterized by a (finite) list  $x$  of *state variables* possibly modified by a (finite) list of *events*, where an invariant  $I(x)$  states properties that must always be satisfied by the variables  $x$  and *maintained* by the activation of the events. In the following, we summarize the definitions and principles of formal models and explain how they can be managed by tools [18].

Generalized substitutions are borrowed from the B notation, which express changes in the value of state variables. An event has three main parts, namely a list of local parameters, a guard and a relation over values denotes *pre* values of variables and *post* values of variables. The most common event representation is (ANY  $t$  WHERE  $G(t, x)$  THEN  $x : |(R(x, x', t))$  END). The *before-after* predicate  $BA(e)(x, x')$ , associated with each event, describes the event as a logical predicate for expressing the relationship linking values of the state variables just before ( $x$ ) and just after ( $x'$ ) the *execution* of event  $e$ . The form is semantically equivalent to  $\exists t \cdot (G(t, x) \wedge R(x, x', t))$ .

### PROOF OBLIGATIONS

- (INV1)  $Init(x) \Rightarrow I(x)$
- (INV2)  $I(x) \wedge BA(e)(x, x') \Rightarrow I(x')$
- (FIS)  $I(x) \wedge grd(e)(x) \Rightarrow \exists y. BA(e)(x, y)$

**Table-1** EVENT B proof obligations

Proof obligations (INV 1 and INV 2) are produced by the RODIN tool [18] from events to state that an invariant condition  $I(x)$  is preserved. Their general form follows immediately from the definition of the before–after predicate  $BA(e)(x, x')$  of each event  $e$  (see Table-1). Note that it follows from the two guarded forms of the events that this obligation is trivially discharged when the guard of the event is false. Whenever this is the case, the event is said to be *disabled*. The proof obligation FIS expresses the feasibility of the event  $e$  with respect to the invariant  $I$ . By proving feasibility, we achieve that  $BA(e)(x, y)$  provides an after state whenever  $grd(e)(x)$  holds. This means that the guard indeed represents the enabling condition of the event.

The intention of specifying a guard of an event is that the event may always occur when a given guard is true. There is, however, some interaction between guards and nondeterministic assignments, namely  $x : |BA(e)(x, x')$ . The predicate  $BA(e)(x, x')$

of an action  $x : |BA(e)(x, x')$  is not satisfiable or a set  $(S)$  is empty in an action predicate  $(v : \in S)$ . Both cases show violations of the event feasibility proof obligation. We say that an assignment is feasible if there is an after-state satisfying the corresponding before-after predicate. For each event, its feasibility must be proved. Note, that for deterministic assignments the proof of feasibility is trivial. Also note, that feasibility of the initialization of a machine yields the existence of an initial state of the machine. It is not necessary to require an extra initialization.

## B.2 Model Refinement

The refinement of a formal model allows us to enrich the model via a *step-by-step* approach and is the foundation of our correct-by-construction approach [15]. Refinement provides a way to strengthen invariants and to add details to a model. It is also used to transform an abstract model to a more concrete version by modifying the state description. This is done by extending the list of state variables (possibly suppressing some of them), by refining each abstract event to a set of possible concrete version, and by adding new events. The abstract  $(x)$  and concrete  $(y)$  state variables are linked by means of a *gluing invariant*  $J(x, y)$ . A number of proof obligations ensure that (1) each abstract event is correctly refined by its corresponding concrete version, (2) each new event refines *skip*, (3) no new event takes control for ever, and (4) relative deadlock freedom is preserved. Details of the formulation of these proofs follows.

We suppose that an abstract model  $AM$  with variables  $x$  and invariant  $I(x)$  is refined by a concrete model  $CM$  with variables  $y$  and gluing invariant  $J(x, y)$ . Event  $e$  is in abstract model  $AM$  and event  $f$  is in concrete model  $CM$ . Event  $f$  refines event  $e$ .  $BA(e)(x, x')$  and  $BA(f)(y, y')$  are predicates of events  $e$  and  $f$  respectively, we have to prove the following statement, corresponding to proof obligation (1):

$$I(x) \wedge J(x, y) \wedge BA(f)(y, y') \Rightarrow \exists x' \cdot (BA(e)(x, x') \wedge J(x', y'))$$

The new events introduced in a refinement step can be viewed as hidden events not visible to the environment of a system and are thus outside the control of the environment. In EVENT B, requiring a new event to refine *skip* means that the effect of the new event is not observable in the abstract model. Any number of executions of an internal action may occur in between each execution of a visible action. Now, proof obligation (2) states that  $BA(f)(y, y')$  must refine *skip* ( $x' = x$ ), generating the following simple statement to prove (2):

$$I(x) \wedge J(x, y) \wedge BA(f)(y, y') \Rightarrow J(x, y')$$

In refining a model, an existing event can be refined by strengthening the guard and/or the before–after predicate (effectively reducing the degree of nondeterminism), or a new event can be added to refine the skip event. The feasibility condition is crucial to avoiding possible states that have no successor, such as division by zero. Furthermore, this refinement guarantees that the set of traces of the refined model contains (up to stuttering) the traces of the resulting model. The refinement of an event  $e$  by an event  $f$  means that the event  $f$  simulates the event  $e$ .

The EVENT B modeling language is supported by the RODIN platform [18] and has been introduced in publications [1], where the many case studies and discussions about the language itself and the foundations of the EVENT B approach. The language

of *generalized substitutions* is very rich, enabling the expression of any relation between states in a set-theoretical context. The expressive power of the language leads to a requirement for help in writing relational specifications, which is why we should provide guidelines for assisting the development of EVENT B models.

### B.3 Time-Based Pattern in Event-B

The purpose of a design pattern [13] is to capture structures and to make decisions within a design that are common to similar modeling and analysis tasks. They can be re-applied when undertaking similar tasks in order to reduce the duplication of effort. The design pattern approach is the possibility to reuse solutions from earlier developments in the current project. This will lead to a correct refinement in the chain of models, without arising proof obligations. Since the correctness (i.e proof obligations are proved) of the pattern has been proved during its development, nothing is to be proved again when using this pattern.

The landing gear system is characterized by their functions, which can be expressed by analyzing the real-time patterns. Sequence of operations related to doors and gears, are performed under the real-time constraints. D. Cansell et. al [9] have introduced the time constraint pattern. In this case study, we use the same time pattern to solve the timing requirements of the landing system. This time pattern is fully based on timed automaton. The timed automaton is a finite state machine that is useful to model the components of real-time systems. In a model, the timed automata interacts with each other and defines a timed transition system. Besides ordinary action transitions that can represent input, output and internal actions. A timed transition system has time progress transitions. Such time progress transitions result in synchronous progress of all clock variables in the model. Here we apply the time pattern to model the sequential operations of doors and gears of the landing system in continuous progressive time constraint. In the model every events are controlled under time constraints, which means action of any event activates only when time constraint satisfies on specific time. The time progress is also an event, so there is no modification of the underlying B language. It is only a modeling technique instead of a specialized formal system. The timed variable is in  $\mathbb{N}$  (*natural numbers*) but the time constraint can be written in terms involving unknown constants or expressions between different times. Finally, the timed event observations can be constrained by other events which determine future activations.

### B.4 Tools Environments for EVENT B

The EVENT B modeling language is supported by the Atelier B [10] environment and by the RODIN platform [18]. Both environments provide facilities for editing machines, refinements, contexts and projects, for generating proof obligations corresponding to a given property, for proving proof obligations in an automatic or/and interactive process and for animating models. The internal prover is shared by the two environments and there are hints generated by the prover interface for helping the interactive proofs. However, the refinement process of machines should be progressive when adding new elements to a given current model and the goal is to distribute the complexity of proofs through the proof-based refinement. These tools are based on logical and semantical concepts of EVENT B models (machines, contexts, refinement) and our methodology for modeling medical protocol or guidelines can be built from them.

## C M1

An Event-B Specification of M1  
Creation Date: 27Jan2014 @ 10:44:59 AM

**MACHINE** M1

**SEES** C0

**VARIABLES**

*button*

*phase*

**INVARIANTS**

*inv1* :  $button \in POSITIONS$

*inv2* :  $phase \in PHASES$

*inv3* :  $phase = movingup \Rightarrow button = UP$

*inv4* :  $phase = movingdown \Rightarrow button = DOWN$

*inv5* :  $button = UP \Rightarrow phase \notin \{movingdown, haltdown\}$

*inv6* :  $button = DOWN \Rightarrow phase \notin \{movingup, haltup\}$

**EVENTS**

**Initialisation**

**begin**

*act1* :  $button := DOWN$

*act2* :  $phase := haltdown$

**end**

**Event** *PressDOWN*  $\hat{=}$

**when**

*grd1* :  $button = UP$

**then**

*act1* :  $phase := movingdown$

*act2* :  $button := DOWN$

**end**

**Event** *PressUP*  $\hat{=}$

**when**

*grd1* :  $button = DOWN$

**then**

*act1* :  $phase := movingup$

*act2* :  $button := UP$

**end**

**Event** *movingup*  $\hat{=}$

**when**

*grd1* :  $phase = movingup$

**then**

*act1* :  $phase := haltup$

**end**

```

Event movingdown  $\hat{=}$ 
  when

  then   grd1 : phase = movingdown

  end    act1 : phase := haltdown
END

```

## D M2

An Event-B Specification of M2  
 Creation Date: 27Jan2014 @ 10:44:59 AM

```

MACHINE M2
REFINES M1
SEES C0
VARIABLES

```

```

  dstate
  lstate
  phase
  button
  p
  l
  i

```

### INVARIANTS

```

inv1 : dstate  $\in$  DOORS  $\rightarrow$  SDOORS
inv2 : dstate-1{OPEN}  $\neq$   $\emptyset \Rightarrow$  dstate-1{OPEN} = DOORS
      when one door is open, each door is open.
inv3 : dstate-1{CLOSED}  $\neq$   $\emptyset \Rightarrow$  dstate-1{CLOSED} = DOORS
      when a door is closed, t each door is closed
inv6 : lstate  $\in$  DOORS  $\rightarrow$  SLOCKS
inv7 : dstate[DOORS] = {OPEN}  $\Rightarrow$  lstate[DOORS] = {UNLOCKED}
inv12 : p  $\in$  P
inv13 : l  $\in$  P
inv14 : i  $\in$  P
inv15 : l = E  $\wedge$  p = R  $\Rightarrow$  lstate[DOORS] = {UNLOCKED}
inv16 : l = R  $\wedge$  p = E  $\Rightarrow$  lstate[DOORS] = {UNLOCKED}

```

### EVENTS

#### Initialisation

*extended*

#### begin

```

  act1 : button := DOWN
  act2 : phase := haltdown

```

```

    act3 : dstate : |(dstate' ∈ DOORS → SDOORS ∧ dstate' = {a ↦ b | a ∈
DOORS ∧ b = CLOSED})
        missing elements of the invariant
    act4 : lstate := {a ↦ b | a ∈ DOORS ∧ b = LOCKED}
    act5 : p := R
    act6 : l := R
    act7 : i := R
end
Event opening_doors_DOWN ≐
when
    grd1 : dstate[DOORS] = {CLOSED}
    grd5 : lstate[DOORS] = {UNLOCKED}
    grd7 : phase = movingdown
    grd8 : p = R
    grd9 : l = R
then
    act1 : dstate := {a ↦ b | a ∈ DOORS ∧ b = OPEN}
    act2 : p := E
end
Event opening_doors_UP ≐
when
    grd1 : dstate[DOORS] = {CLOSED}
    grd4 : lstate[DOORS] = {UNLOCKED}
    grd5 : phase = movingup
    grd6 : p = E
    grd7 : l = E
then
    act1 : dstate := {a ↦ b | a ∈ DOORS ∧ b = OPEN}
    act2 : p := R
end
Event closing_doors_UP ≐
any
    where
        f
    then
        grd1 : dstate[DOORS] = {OPEN}
        grd3 : f ∈ DOORS → SDOORS
        grd4 : ∀e·e ∈ DOORS ⇒ f(e) = CLOSED
        grd5 : phase = movingup
        grd6 : p = R
    then
        act1 : dstate := f
    end
Event closing_doors_DOWN ≐
any
    f

```



```

where

  grd1 : dstate[DOORS] = {OPEN}
  grd3 : f ∈ DOORS → SDOORS
  grd4 : ∀e.e ∈ DOORS ⇒ f(e) = CLOSED
  grd5 : phase = movingdown
  grd6 : p = E

then

  act1 : dstate := f
end
Event unlocking_UP ≐
when

  grd3 : lstate[DOORS] = {LOCKED}
  grd4 : phase = movingup
  grd5 : l = E
  grd6 : p = E
  grd7 : i = E

then

  act1 : lstate := {a ↦ b | a ∈ DOORS ∧ b = UNLOCKED}
end
Event locking_UP ≐
refines movingup
when

  grd3 : dstate[DOORS] = {CLOSED}
  grd4 : phase = movingup
  grd5 : lstate[DOORS] = {UNLOCKED}
  grd6 : p = R
  grd7 : l = E

then

  act1 : lstate := {a ↦ b | a ∈ DOORS ∧ b = LOCKED}
  act3 : phase := haltup
  act4 : l := R
          added by D Mery
end
Event unlocking_DOWN ≐
when

  grd3 : lstate[DOORS] = {LOCKED}
  grd4 : phase = movingdown
  grd5 : l = R
  grd6 : p = R
  grd7 : i = R

then

  act1 : lstate := {a ↦ b | a ∈ DOORS ∧ b = UNLOCKED}
end
Event locking_DOWN ≐
refines movingdown

```

```

when

    grd1 : dstate[DOORS] = {CLOSED}
    grd2 : phase = movingdown
    grd3 : lstate[DOORS] = {UNLOCKED}
    grd4 : p = E
    grd5 : l = R

then

    act1 : lstate := {a ↦ b | a ∈ DOORS ∧ b = LOCKED}
    act3 : phase := haltdown
    act4 : l := E

end
Event PD1 ≐
refines PressDOWN
when

    grd1 : button = UP
    grd2 : phase = haltup

then

    act1 : phase := movingdown
    act2 : button := DOWN
    act3 : l := R
    act4 : p := R
    act5 : i := R

end
Event PUI ≐
refines PressUP
when

    grd1 : button = DOWN
    grd2 : phase = haltdown

then

    act1 : phase := movingup
    act2 : button := UP
    act3 : l := E
    act4 : p := E
    act5 : i := E

end
Event PU2 ≐
refines PressUP
when

    grd1 : l = R
    grd2 : p = R
    grd3 : phase = movingdown
    grd4 : button = DOWN
    grd5 : i = R
    grd6 : lstate[DOORS] = {LOCKED}

then

    act1 : phase := movingup

```

```

        act4 : button := UP
        act5 : l := E
        act6 : p := E
        act7 : i := R
    end
Event CompletePU2  $\hat{=}$ 
refines movingup
    when
        grd1 : phase = movingup
        grd2 : button = UP
        grd3 : l = E
        grd4 : p = E
        grd5 : i = R
    then
        act1 : phase := haltup
    end
Event PU3  $\hat{=}$ 
refines PressUP
    when
        grd1 : dstate[DOORS] = {CLOSED}
        grd2 : lstate[DOORS] = {UNLOCKED}
        grd3 : phase = movingdown
        grd4 : p = R
        grd5 : l = R
        grd6 : button = DOWN
    then
        act1 : phase := movingup
        act2 : p := R
        act3 : l := E
        act4 : button := UP
    end
Event PU4  $\hat{=}$ 
refines PressUP
    when
        grd1 : dstate[DOORS] = {OPEN}
        grd2 : phase = movingdown
        grd3 : p = E
        grd4 : button = DOWN
    then
        act1 : phase := movingup
        act2 : p := R
        act3 : button := UP
        act4 : i := E
        act5 : l := E
    end
Event PU5  $\hat{=}$ 

```

```

refines PressUP
  when
    grd1 : dstate[DOORS] = {CLOSED}
    grd2 : phase = movingdown
    grd3 : p = E
    grd4 : button = DOWN
    grd5 : lstate[DOORS] = {UNLOCKED}
  then
    act1 : phase := movingup
    act3 : button := UP
    act4 : i := E
    act5 : l := E
  end
Event PD2  $\hat{=}$ 
refines PressDOWN
  when
    grd1 : l = E
    grd2 : p = E
    grd3 : phase = movingup
    grd4 : i = E
    grd5 : lstate[DOORS] = {LOCKED}
  then
    act1 : phase := movingdown
    act2 : button := DOWN
    act3 : l := R
    act4 : p := R
    act5 : i := E
  end
Event CompletePD2  $\hat{=}$ 
refines movingdown
  when
    grd1 : phase = movingdown
    grd2 : button = DOWN
    grd3 : l = R
    grd4 : p = R
    grd5 : i = E
  then
    act1 : phase := haltdown
  end
Event PD3  $\hat{=}$ 
refines PressDOWN
  when
    grd1 : dstate[DOORS] = {CLOSED}
    grd2 : lstate[DOORS] = {UNLOCKED}
    grd3 : phase = movingup
    grd4 : p = E

```

```

        grd5 : l = E
        grd6 : button = UP
    then

        act1 : phase := movingdown
        act2 : p := E
        act3 : l := R
        act4 : button := DOWN
    end
Event PD4 ≐
refines PressDOWN
    when

        grd1 : dstate[DOORS] = {OPEN}
        grd2 : phase = movingup
        grd3 : p = R
        grd4 : button = UP
    then

        act1 : phase := movingdown
        act2 : p := E
        act3 : button := DOWN
        act4 : i := R
        act5 : l := R
    end
Event PD5 ≐
refines PressDOWN
    when

        grd1 : dstate[DOORS] = {CLOSED}
        grd2 : phase = movingup
        grd3 : p = R
        grd4 : button = UP
        grd5 : lstate[DOORS] = {UNLOCKED}
    then

        act1 : phase := movingdown
        act2 : button := DOWN
        act3 : i := R
        act4 : l := R
    end
END

```

## E M3

An Event-B Specification of M3  
 Creation Date: 27Jan2014 @ 10:44:59 AM

**MACHINE** M3

**REFINES** M2

**SEES** C0

**VARIABLES**

*dstate*  
*lstate*  
*phase*  
*button*  
*p*  
*l*  
*i*  
*gstate*

**INVARIANTS**

*M3.inv1* :  $gstate \in GEARS \rightarrow SGEARS$

*M3.inv3* :  $\forall door \cdot door \in DOORS \wedge dstate(door) = CLOSED \wedge ran(gstate) \neq \{RETRACTED\} \Rightarrow ran(gstate) = \{EXTENDED\}$

gears can not be out or moving in this case.

*M3.inv6* :  $\forall door \cdot door \in DOORS \wedge dstate(door) = CLOSED \wedge ran(gstate) \neq \{EXTENDED\} \Rightarrow ran(gstate) = \{RETRACTED\}$

*M3.inv7* :  $ran(gstate) \neq \{RETRACTED\} \wedge ran(gstate) \neq \{EXTENDED\} \Rightarrow ran(dstate) = \{OPEN\}$

*M3.inv11* :  $ran(dstate) = \{CLOSED\} \Rightarrow ran(gstate) \cap \{RETRACTING, EXTENDING\} = \emptyset$

**EVENTS**

**Initialisation**

*extended*

**begin**

*act1* : *button* := *DOWN*

*act2* : *phase* := *haltdown*

*act3* : *dstate* :  $\{(dstate' \in DOORS \rightarrow SDOORS \wedge dstate' = \{a \mapsto b \mid a \in DOORS \wedge b = CLOSED\})$

missing elements of the invariant

*act4* : *lstate* :=  $\{a \mapsto b \mid a \in DOORS \wedge b = LOCKED\}$

*act5* : *p* := *R*

*act6* : *l* := *R*

*act7* : *i* := *R*

*act8* : *gstate* :  $\{(gstate' \in GEARS \rightarrow SGEARS \wedge gstate' = \{a \mapsto b \mid a \in GEARS \wedge b = EXTENDED\})$

**end**

**Event** *opening\_doors\_DOWN*  $\hat{=}$

**extends** *opening\_doors\_DOWN*

**when**

*grd1* : *dstate*[*DOORS*] = *{CLOSED}*

*grd5* : *lstate*[*DOORS*] = *{UNLOCKED}*

*grd7* : *phase* = *movingdown*

*grd8* : *p* = *R*

*grd9* : *l* = *R*

```

then
    act1 : dstate := {a ↦ b | a ∈ DOORS ∧ b = OPEN}
    act2 : p := E
end
Event opening_doors_UP ≐
extends opening_doors_UP
when
    grd1 : dstate[DOORS] = {CLOSED}
    grd4 : lstate[DOORS] = {UNLOCKED}
    grd5 : phase = movingup
    grd6 : p = E
    grd7 : l = E
then
    act1 : dstate := {a ↦ b | a ∈ DOORS ∧ b = OPEN}
    act2 : p := R
end
Event closing_doors_UP ≐
refines closing_doors_UP
any
     $f$ 
where
    grd1 : dstate[DOORS] = {OPEN}
    grd3 : f ∈ DOORS → SDOORS
    grd4 : ∀e·e ∈ DOORS ⇒ f(e) = CLOSED
    grd5 : phase = movingup
    grd6 : p = R
    grd7 : gstate[GEARS] = {RETRACTED}
then
    act1 : dstate := f
end
Event closing_doors_DOWN ≐
refines closing_doors_DOWN
any
     $f$ 
where
    grd1 : dstate[DOORS] = {OPEN}
    grd3 : f ∈ DOORS → SDOORS
    grd4 : ∀e·e ∈ DOORS ⇒ f(e) = CLOSED
    grd5 : phase = movingdown
    grd6 : p = E
    grd7 : gstate[GEARS] = {EXTENDED}
then
    act1 : dstate := f
end
Event unlocking_UP ≐

```

```

extends unlocking_UP
  when
    grd3 : lstate[DOORS] = {LOCKED}
    grd4 : phase = movingup
    grd5 : l = E
    grd6 : p = E
    grd7 : i = E
  then
    act1 : lstate := {a ↦ b | a ∈ DOORS ∧ b = UNLOCKED}
  end
Event locking_UP ≐
extends locking_UP
  when
    grd3 : dstate[DOORS] = {CLOSED}
    grd4 : phase = movingup
    grd5 : lstate[DOORS] = {UNLOCKED}
    grd6 : p = R
    grd7 : l = E
  then
    act1 : lstate := {a ↦ b | a ∈ DOORS ∧ b = LOCKED}
    act3 : phase := haltup
    act4 : l := R
    added by D Mery
  end
Event unlocking_DOWN ≐
extends unlocking_DOWN
  when
    grd3 : lstate[DOORS] = {LOCKED}
    grd4 : phase = movingdown
    grd5 : l = R
    grd6 : p = R
    grd7 : i = R
  then
    act1 : lstate := {a ↦ b | a ∈ DOORS ∧ b = UNLOCKED}
  end
Event locking_DOWN ≐
extends locking_DOWN
  when
    grd1 : dstate[DOORS] = {CLOSED}
    grd2 : phase = movingdown
    grd3 : lstate[DOORS] = {UNLOCKED}
    grd4 : p = E
    grd5 : l = R
  then
    act1 : lstate := {a ↦ b | a ∈ DOORS ∧ b = LOCKED}

```



```

        act3 : phase := haltdown
        act4 : l := E
    end
Event PDI  $\hat{=}$ 
extends PDI
    when

        grd1 : button = UP
        grd2 : phase = haltup
    then

        act1 : phase := movingdown
        act2 : button := DOWN
        act3 : l := R
        act4 : p := R
        act5 : i := R
    end
Event PUI  $\hat{=}$ 
extends PUI
    when

        grd1 : button = DOWN
        grd2 : phase = haltdown
    then

        act1 : phase := movingup
        act2 : button := UP
        act3 : l := E
        act4 : p := E
        act5 : i := E
    end
Event PU2  $\hat{=}$ 
extends PU2
    when

        grd1 : l = R
        grd2 : p = R
        grd3 : phase = movingdown
        grd4 : button = DOWN
        grd5 : i = R
        grd6 : lstate[DOORS] = {LOCKED}
    then

        act1 : phase := movingup
        act4 : button := UP
        act5 : l := E
        act6 : p := E
        act7 : i := R
    end
Event CompletePU2  $\hat{=}$ 
extends CompletePU2
    when

```

```

    grd1 : phase = movingup
    grd2 : button = UP
    grd3 : l = E
    grd4 : p = E
    grd5 : i = R
  then
    act1 : phase := haltup
  end
Event PU3 ≐
extends PU3
  when
    grd1 : dstate[DOORS] = {CLOSED}
    grd2 : lstate[DOORS] = {UNLOCKED}
    grd3 : phase = movingdown
    grd4 : p = R
    grd5 : l = R
    grd6 : button = DOWN
  then
    act1 : phase := movingup
    act2 : p := R
    act3 : l := E
    act4 : button := UP
  end
Event PU4 ≐
extends PU4
  when
    grd1 : dstate[DOORS] = {OPEN}
    grd2 : phase = movingdown
    grd3 : p = E
    grd4 : button = DOWN
  then
    act1 : phase := movingup
    act2 : p := R
    act3 : button := UP
    act4 : i := E
    act5 : l := E
  end
Event PU5 ≐
extends PU5
  when
    grd1 : dstate[DOORS] = {CLOSED}
    grd2 : phase = movingdown
    grd3 : p = E
    grd4 : button = DOWN
    grd5 : lstate[DOORS] = {UNLOCKED}
  then

```

```

act1 : phase := movingup
act3 : button := UP
act4 : i := E
act5 : l := E
end
Event PD2  $\hat{=}$ 
extends PD2
when
grd1 : l = E
grd2 : p = E
grd3 : phase = movingup
grd4 : i = E
grd5 : lstate[DOORS] = {LOCKED}
then
act1 : phase := movingdown
act2 : button := DOWN
act3 : l := R
act4 : p := R
act5 : i := E
end
Event CompletePD2  $\hat{=}$ 
extends CompletePD2
when
grd1 : phase = movingdown
grd2 : button = DOWN
grd3 : l = R
grd4 : p = R
grd5 : i = E
then
act1 : phase := haltdown
end
Event PD3  $\hat{=}$ 
extends PD3
when
grd1 : dstate[DOORS] = {CLOSED}
grd2 : lstate[DOORS] = {UNLOCKED}
grd3 : phase = movingup
grd4 : p = E
grd5 : l = E
grd6 : button = UP
then
act1 : phase := movingdown
act2 : p := E
act3 : l := R
act4 : button := DOWN
end

```

**Event**  $PD4 \hat{=}$

**extends**  $PD4$

**when**

grd1 :  $dstate[DOORS] = \{OPEN\}$   
grd2 :  $phase = movingup$   
grd3 :  $p = R$   
grd4 :  $button = UP$

**then**

act1 :  $phase := movingdown$   
act2 :  $p := E$   
act3 :  $button := DOWN$   
act4 :  $i := R$   
act5 :  $l := R$

**end**

**Event**  $PD5 \hat{=}$

**extends**  $PD5$

**when**

grd1 :  $dstate[DOORS] = \{CLOSED\}$   
grd2 :  $phase = movingup$   
grd3 :  $p = R$   
grd4 :  $button = UP$   
grd5 :  $lstate[DOORS] = \{UNLOCKED\}$

**then**

act1 :  $phase := movingdown$   
act2 :  $button := DOWN$   
act3 :  $i := R$   
act4 :  $l := R$

**end**

**Event**  $retracting\_gears \hat{=}$

**when**

grd1 :  $dstate[DOORS] = \{OPEN\}$   
grd2 :  $gstate[GEARS] = \{EXTENDED\}$   
grd3 :  $p = R$

**then**

act1 :  $gstate := \{a \mapsto b \mid a \in GEARS \wedge b = RETRACTING\}$

**end**

**Event**  $retraction \hat{=}$

**when**

grd1 :  $dstate[DOORS] = \{OPEN\}$   
grd2 :  $gstate[GEARS] = \{RETRACTING\}$

**then**

act1 :  $gstate := \{a \mapsto b \mid a \in GEARS \wedge b = RETRACTED\}$

**end**

**Event**  $extending\_gears \hat{=}$

**when**

```

    grd1 : dstate[DOORS] = {OPEN}
    grd2 : gstate[GEARs] = {RETRACTED}
    grd3 : p = E
  then
    act1 : gstate := {a ↦ b | a ∈ GEARS ∧ b = EXTENDING}
  end
Event extension ≐
  when
    grd1 : dstate[DOORS] = {OPEN}
    grd2 : gstate[GEARs] = {EXTENDING}
  then
    act1 : gstate := {a ↦ b | a ∈ GEARS ∧ b = EXTENDED}
  end
END

```

## F M4

An Event-B Specification of M4  
 Creation Date: 27Jan2014 @ 10:44:59 AM

**MACHINE** M4  
 Reading Sensor  
 Computing Module  
**REFINES** M3  
**SEES** C1  
**VARIABLES**

*dstate*  
*lstate*  
*phase*  
*button*  
*p*  
*l*  
*i*  
*gstate*  
*handle*  
*analogical\_switch*  
*gear\_extended*  
*gear\_retracted*  
*gear\_shock\_absorber*  
*door\_closed*  
*door\_open*  
*circuit\_pressurized*  
*general\_EV*  
*close\_EV*

*retract\_EV*  
*extend\_EV*  
*open\_EV*  
*gears\_locked\_down*  
*gears\_man*  
*anomaly*  
*general\_EV\_func*  
*close\_EV\_func*  
*retract\_EV\_func*  
*extend\_EV\_func*  
*open\_EV\_func*  
*gears\_locked\_down\_func*  
*gears\_man\_func*  
*anomaly\_func*  
*A\_Switch\_Out*

## INVARIANTS

*inv3* :  $handle \in 1..3 \rightarrow POSITIONS$   
*inv4* :  $analogical\_switch \in 1..3 \rightarrow A\_Switch$   
*inv5* :  $gear\_extended \in 1..3 \rightarrow (GEARS \rightarrow BOOL)$   
*inv6* :  $gear\_retracted \in 1..3 \rightarrow (GEARS \rightarrow BOOL)$   
*inv7* :  $gear\_shock\_absorber \in 1..3 \rightarrow GEAR\_ABSORBER$   
*inv8* :  $door\_closed \in 1..3 \rightarrow (DOORS \rightarrow BOOL)$   
*inv9* :  $door\_open \in 1..3 \rightarrow (DOORS \rightarrow BOOL)$   
*inv10* :  $circuit\_pressurized \in 1..3 \rightarrow BOOL$   
*inv13* :  $general\_EV \in BOOL$   
*inv14* :  $close\_EV \in BOOL$   
*inv15* :  $retract\_EV \in BOOL$   
*inv16* :  $extend\_EV \in BOOL$   
*inv18* :  $open\_EV \in BOOL$   
*inv19* :  $gears\_locked\_down \in BOOL$   
*inv20* :  $gears\_man \in BOOL$   
*inv21* :  $anomaly \in BOOL$   
*inv22* :  $general\_EV\_func \in (1..3 \rightarrow POSITIONS) \times (1..3 \rightarrow A\_Switch) \times (1..3 \rightarrow (GEARS \rightarrow BOOL)) \times (1..3 \rightarrow (GEARS \rightarrow BOOL)) \times (1..3 \rightarrow GEAR\_ABSORBER) \times (1..3 \rightarrow (DOORS \rightarrow BOOL)) \times (1..3 \rightarrow (DOORS \rightarrow BOOL)) \times (1..3 \rightarrow BOOL) \rightarrow BOOL$   
*inv23* :  $close\_EV\_func \in (1..3 \rightarrow POSITIONS) \times (1..3 \rightarrow A\_Switch) \times (1..3 \rightarrow (GEARS \rightarrow BOOL)) \times (1..3 \rightarrow (GEARS \rightarrow BOOL)) \times (1..3 \rightarrow GEAR\_ABSORBER) \times (1..3 \rightarrow (DOORS \rightarrow BOOL)) \times (1..3 \rightarrow (DOORS \rightarrow BOOL)) \times (1..3 \rightarrow BOOL) \rightarrow BOOL$   
*inv24* :  $retract\_EV\_func \in (1..3 \rightarrow POSITIONS) \times (1..3 \rightarrow A\_Switch) \times (1..3 \rightarrow (GEARS \rightarrow BOOL)) \times (1..3 \rightarrow (GEARS \rightarrow BOOL)) \times (1..3 \rightarrow GEAR\_ABSORBER) \times (1..3 \rightarrow (DOORS \rightarrow BOOL)) \times (1..3 \rightarrow (DOORS \rightarrow BOOL)) \times (1..3 \rightarrow BOOL) \rightarrow BOOL$

$inv25 : extend\_EV\_func \in (1..3 \rightarrow POSITIONS) \times (1..3 \rightarrow A\_Switch) \times$   
 $(1..3 \rightarrow (GEARS \rightarrow BOOL)) \times (1..3 \rightarrow (GEARS \rightarrow BOOL)) \times (1..3 \rightarrow$   
 $GEAR\_ABSORBER) \times (1..3 \rightarrow (DOORS \rightarrow BOOL)) \times (1..3 \rightarrow (DOORS \rightarrow$   
 $BOOL)) \times (1..3 \rightarrow BOOL) \rightarrow BOOL$

$inv26 : open\_EV\_func \in (1..3 \rightarrow POSITIONS) \times (1..3 \rightarrow A\_Switch) \times$   
 $(1..3 \rightarrow (GEARS \rightarrow BOOL)) \times (1..3 \rightarrow (GEARS \rightarrow BOOL)) \times (1..3 \rightarrow$   
 $GEAR\_ABSORBER) \times (1..3 \rightarrow (DOORS \rightarrow BOOL)) \times (1..3 \rightarrow (DOORS \rightarrow$   
 $BOOL)) \times (1..3 \rightarrow BOOL) \rightarrow BOOL$

$inv27 : gears\_locked\_down\_func \in (1..3 \rightarrow POSITIONS) \times (1..3 \rightarrow$   
 $A\_Switch) \times (1..3 \rightarrow (GEARS \rightarrow BOOL)) \times (1..3 \rightarrow (GEARS \rightarrow BOOL)) \times$   
 $(1..3 \rightarrow GEAR\_ABSORBER) \times (1..3 \rightarrow (DOORS \rightarrow BOOL)) \times (1..3 \rightarrow$   
 $(DOORS \rightarrow BOOL)) \times (1..3 \rightarrow BOOL) \rightarrow BOOL$

$inv28 : gears\_man\_func \in (1..3 \rightarrow POSITIONS) \times (1..3 \rightarrow A\_Switch) \times$   
 $(1..3 \rightarrow (GEARS \rightarrow BOOL)) \times (1..3 \rightarrow (GEARS \rightarrow BOOL)) \times (1..3 \rightarrow$   
 $GEAR\_ABSORBER) \times (1..3 \rightarrow (DOORS \rightarrow BOOL)) \times (1..3 \rightarrow (DOORS \rightarrow$   
 $BOOL)) \times (1..3 \rightarrow BOOL) \rightarrow BOOL$

$inv29 : anomaly\_func \in (1..3 \rightarrow POSITIONS) \times (1..3 \rightarrow A\_Switch) \times$   
 $(1..3 \rightarrow (GEARS \rightarrow BOOL)) \times (1..3 \rightarrow (GEARS \rightarrow BOOL)) \times (1..3 \rightarrow$   
 $GEAR\_ABSORBER) \times (1..3 \rightarrow (DOORS \rightarrow BOOL)) \times (1..3 \rightarrow (DOORS \rightarrow$   
 $BOOL)) \times (1..3 \rightarrow BOOL) \rightarrow BOOL$

$inv30 : A\_Switch\_Out \in BOOL$

$M1.inv1 : button \in POSITIONS$

$M1.inv2 : phase \in PHASES$

$M1.inv3 : phase = movingup \Rightarrow button = UP$

$M1.inv4 : phase = movingdown \Rightarrow button = DOWN$

$M1.inv5 : button = UP \Rightarrow phase \notin \{movingdown, haltdown\}$

$M1.inv6 : button = DOWN \Rightarrow phase \notin \{movingup, haltup\}$

$M2.inv1 : dstate \in DOORS \rightarrow SDOORS$

$M2.inv2 : dstate^{-1}[\{OPEN\}] \neq \emptyset \Rightarrow dstate^{-1}[\{OPEN\}] = DOORS$   
when one door is open, each door is open.

$M2.inv3 : dstate^{-1}[\{CLOSED\}] \neq \emptyset \Rightarrow dstate^{-1}[\{CLOSED\}] = DOORS$   
when a door is closed, t each door is closed

$M2.inv6 : lstate \in DOORS \rightarrow SLOCKS$

$M2.inv7 : dstate[DOORS] = \{OPEN\} \Rightarrow lstate[DOORS] =$   
 $\{UNLOCKED\}$

$M2.inv12 : p \in P$

$M2.inv13 : l \in P$

$M2.inv14 : i \in P$

$M2.inv15 : l = E \wedge p = R \Rightarrow lstate[DOORS] = \{UNLOCKED\}$

$M2.inv16 : l = R \wedge p = E \Rightarrow lstate[DOORS] = \{UNLOCKED\}$

$M3.inv1 : gstate \in GEARS \rightarrow SGEARS$

$M3.inv3 : \forall door \cdot door \in DOORS \wedge dstate(door) = CLOSED \wedge ran(gstate) \neq$   
 $\{RETRACTED\} \Rightarrow ran(gstate) = \{EXTENDED\}$   
gears can not be out or moving in this case.

$M3.inv6 : \forall door \cdot door \in DOORS \wedge dstate(door) = CLOSED \wedge ran(gstate) \neq$   
 $\{EXTENDED\} \Rightarrow ran(gstate) = \{RETRACTED\}$

$M3\_inv7 : \text{ran}(gstate) \neq \{RETRACTED\} \wedge \text{ran}(gstate) \neq \{EXTENDED\} \Rightarrow \text{ran}(dstate) = \{OPEN\}$   
 $M3\_inv11 : \text{ran}(dstate) = \{CLOSED\} \Rightarrow \text{ran}(gstate) \cap \{RETRACTING, EXTENDING\} = \emptyset$

## EVENTS

### Initialisation

**begin**

$act1 : button := DOWN$   
 $act2 : phase := haltdown$   
 $act3 : dstate : |(dstate' \in DOORS \rightarrow SDOORS \wedge dstate' = \{a \mapsto b | a \in DOORS \wedge b = CLOSED\})$   
     missing elements of the invariant  
 $act4 : lstate := \{a \mapsto b | a \in DOORS \wedge b = LOCKED\}$   
 $act5 : p := R$   
 $act6 : l := R$   
 $act7 : i := R$   
 $act8 : gstate : |(gstate' \in GEARS \rightarrow SGEARS \wedge gstate' = \{a \mapsto b | a \in GEARS \wedge b = EXTENDED\})$   
 $act14 : handle : \in 1..3 \rightarrow \{DOWN\}$   
 $act15 : analogical\_switch : \in 1..3 \rightarrow \{open\}$   
 $act16 : gear\_extended : \in 1..3 \rightarrow (GEARS \rightarrow \{TRUE\})$   
 $act17 : gear\_retracted : \in 1..3 \rightarrow (GEARS \rightarrow \{FALSE\})$   
 $act18 : gear\_shock\_absorber : \in 1..3 \rightarrow \{ground\}$   
 $act19 : door\_closed : \in 1..3 \rightarrow (DOORS \rightarrow \{TRUE\})$   
 $act20 : door\_open : \in 1..3 \rightarrow (DOORS \rightarrow \{FALSE\})$   
 $act21 : circuit\_pressurized : \in 1..3 \rightarrow \{FALSE\}$   
 $act22 : general\_EV := FALSE$   
 $act23 : close\_EV := TRUE$   
 $act24 : retract\_EV := FALSE$   
 $act25 : extend\_EV := TRUE$   
 $act27 : open\_EV := FALSE$   
 $act28 : gears\_locked\_down := TRUE$   
 $act29 : gears\_man := FALSE$   
 $act30 : anomaly := FALSE$   
 $act31 : general\_EV\_func : \in (1..3 \rightarrow POSITIONS) \times (1..3 \rightarrow A\_Switch) \times (1..3 \rightarrow (GEARS \rightarrow BOOL)) \times (1..3 \rightarrow (GEARS \rightarrow BOOL)) \times (1..3 \rightarrow GEAR\_ABSORBER) \times (1..3 \rightarrow (DOORS \rightarrow BOOL)) \times (1..3 \rightarrow (DOORS \rightarrow BOOL)) \times (1..3 \rightarrow BOOL) \rightarrow BOOL$   
 $act32 : close\_EV\_func : \in (1..3 \rightarrow POSITIONS) \times (1..3 \rightarrow A\_Switch) \times (1..3 \rightarrow (GEARS \rightarrow BOOL)) \times (1..3 \rightarrow (GEARS \rightarrow BOOL)) \times (1..3 \rightarrow GEAR\_ABSORBER) \times (1..3 \rightarrow (DOORS \rightarrow BOOL)) \times (1..3 \rightarrow (DOORS \rightarrow BOOL)) \times (1..3 \rightarrow BOOL) \rightarrow BOOL$   
 $act33 : retract\_EV\_func : \in (1..3 \rightarrow POSITIONS) \times (1..3 \rightarrow A\_Switch) \times (1..3 \rightarrow (GEARS \rightarrow BOOL)) \times (1..3 \rightarrow (GEARS \rightarrow BOOL)) \times (1..3 \rightarrow GEAR\_ABSORBER) \times (1..3 \rightarrow (DOORS \rightarrow BOOL)) \times (1..3 \rightarrow (DOORS \rightarrow BOOL)) \times (1..3 \rightarrow BOOL) \rightarrow BOOL$



```

    act34 : extend_EV_func := (1..3 → POSITIONS) × (1..3 → A_Switch) ×
(1..3 → (GEARS → BOOL)) × (1..3 → (GEARS → BOOL)) × (1..3 →
GEAR_ABSORBER) × (1..3 → (DOORS → BOOL)) × (1..3 → (DOORS →
BOOL)) × (1..3 → BOOL) → BOOL
    act35 : open_EV_func := (1..3 → POSITIONS) × (1..3 → A_Switch) ×
(1..3 → (GEARS → BOOL)) × (1..3 → (GEARS → BOOL)) × (1..3 →
GEAR_ABSORBER) × (1..3 → (DOORS → BOOL)) × (1..3 → (DOORS →
BOOL)) × (1..3 → BOOL) → BOOL
    act36 : gears_locked_down_func := (1..3 → POSITIONS) × (1..3 →
A_Switch) × (1..3 → (GEARS → BOOL)) × (1..3 → (GEARS → BOOL)) ×
(1..3 → GEAR_ABSORBER) × (1..3 → (DOORS → BOOL)) × (1..3 →
(DOORS → BOOL)) × (1..3 → BOOL) → BOOL
    act37 : gears_man_func := (1..3 → POSITIONS) × (1..3 → A_Switch) ×
(1..3 → (GEARS → BOOL)) × (1..3 → (GEARS → BOOL)) × (1..3 →
GEAR_ABSORBER) × (1..3 → (DOORS → BOOL)) × (1..3 → (DOORS →
BOOL)) × (1..3 → BOOL) → BOOL
    act38 : anomaly_func := (1..3 → POSITIONS) × (1..3 → A_Switch) ×
(1..3 → (GEARS → BOOL)) × (1..3 → (GEARS → BOOL)) × (1..3 →
GEAR_ABSORBER) × (1..3 → (DOORS → BOOL)) × (1..3 → (DOORS →
BOOL)) × (1..3 → BOOL) → BOOL
    act39 : A_Switch_Out := FALSE
end
Event opening_doors_DOWN ≐
refines opening_doors_DOWN
  when
    grd1 : dstate[DOORS] = {CLOSED}
    grd5 : lstate[DOORS] = {UNLOCKED}
    grd7 : phase = movingdown
    grd8 : p = R
    grd9 : l = R
    grd10 : door_open = {a ↦ b | a ∈ 1..3 ∧ b ∈ DOORS → {FALSE}}
    grd11 : door_closed = {a ↦ b | a ∈ 1..3 ∧ b ∈ DOORS → {FALSE}}
    grd12 : ∀x·x ∈ 1..3 ⇒ handle(x) = button
  then
    act1 : dstate := {a ↦ b | a ∈ DOORS ∧ b = OPEN}
    act2 : p := E
    act3 : door_open := (1..3 → (DOORS → {TRUE}))
  end
Event opening_doors_UP ≐
refines opening_doors_UP
  when
    grd1 : dstate[DOORS] = {CLOSED}
    grd4 : lstate[DOORS] = {UNLOCKED}
    grd5 : phase = movingup
    grd6 : p = E
    grd7 : l = E
    grd8 : door_open = {a ↦ b | a ∈ 1..3 ∧ b ∈ DOORS → {FALSE}}
    grd9 : door_closed = {a ↦ b | a ∈ 1..3 ∧ b ∈ DOORS → {FALSE}}

```

```

    then      grd10 :  $\forall x \cdot x \in 1..3 \Rightarrow \text{handle}(x) = \text{button}$ 
  end

  act1 :  $dstate := \{a \mapsto b \mid a \in DOORS \wedge b = OPEN\}$ 
  act2 :  $p := R$ 
  act3 :  $\text{door\_open} : \in 1..3 \rightarrow (DOORS \rightarrow \{TRUE\})$ 
end

Event closing_doors_UP  $\hat{=}$ 
refines closing_doors_UP
  any
    where f
      grd1 :  $dstate[DOORS] = \{OPEN\}$ 
      grd3 :  $f \in DOORS \rightarrow SDOORS$ 
      grd4 :  $\forall e \cdot e \in DOORS \Rightarrow f(e) = CLOSED$ 
      grd5 :  $\text{phase} = \text{movingup}$ 
      grd6 :  $p = R$ 
      grd7 :  $gstate[GEARs] = \{RETRACTED\}$ 
      grd8 :  $\forall x \cdot x \in 1..3 \Rightarrow \text{handle}(x) = \text{button}$ 
    then
      act1 :  $dstate := f$ 
    end
  end

Event closing_doors_DOWN  $\hat{=}$ 
refines closing_doors_DOWN
  any
    where f
      grd1 :  $dstate[DOORS] = \{OPEN\}$ 
      grd3 :  $f \in DOORS \rightarrow SDOORS$ 
      grd4 :  $\forall e \cdot e \in DOORS \Rightarrow f(e) = CLOSED$ 
      grd5 :  $\text{phase} = \text{movingdown}$ 
      grd6 :  $p = E$ 
      grd7 :  $gstate[GEARs] = \{EXTENDED\}$ 
      grd8 :  $\forall x \cdot x \in 1..3 \Rightarrow \text{handle}(x) = \text{button}$ 
    then
      act1 :  $dstate := f$ 
    end
  end

Event unlocking_UP  $\hat{=}$ 
refines unlocking_UP
  when
    grd3 :  $lstate[DOORS] = \{LOCKED\}$ 
    grd4 :  $\text{phase} = \text{movingup}$ 
    grd5 :  $l = E$ 
    grd6 :  $p = E$ 
    grd7 :  $i = E$ 
    grd8 :  $\text{door\_open} = \{a \mapsto b \mid a \in 1..3 \wedge b \in DOORS \rightarrow \{FALSE\}\}$ 
    grd9 :  $\text{door\_closed} = \{a \mapsto b \mid a \in 1..3 \wedge b \in DOORS \rightarrow \{TRUE\}\}$ 

```

```

    then
      grd10 :  $\forall x \cdot x \in 1..3 \Rightarrow \text{handle}(x) = \text{button}$ 
    then
      act1 :  $lstate := \{a \mapsto b \mid a \in DOORS \wedge b = UNLOCKED\}$ 
      act2 :  $\text{door\_closed} : \in 1..3 \rightarrow (DOORS \rightarrow \{FALSE\})$ 
    end
  Event locking_UP  $\hat{=}$ 
  refines locking_UP
  when
    grd3 :  $dstate[DOORS] = \{CLOSED\}$ 
    grd4 :  $phase = \text{movingup}$ 
    grd5 :  $lstate[DOORS] = \{UNLOCKED\}$ 
    grd6 :  $p = R$ 
    grd7 :  $l = E$ 
    grd9 :  $\text{door\_open} = \{a \mapsto b \mid a \in 1..3 \wedge b \in DOORS \rightarrow \{FALSE\}\}$ 
    grd10 :  $\text{door\_closed} = \{a \mapsto b \mid a \in 1..3 \wedge b \in DOORS \rightarrow \{FALSE\}\}$ 
    grd11 :  $\forall x \cdot x \in 1..3 \Rightarrow \text{handle}(x) = \text{button}$ 
  then
    act1 :  $lstate := \{a \mapsto b \mid a \in DOORS \wedge b = LOCKED\}$ 
    act3 :  $phase := \text{haltup}$ 
    act4 :  $l := R$ 
    added by D Mery
    act44 :  $\text{door\_closed} : \in 1..3 \rightarrow (DOORS \rightarrow \{TRUE\})$ 
  end
  Event unlocking_DOWN  $\hat{=}$ 
  refines unlocking_DOWN
  when
    grd3 :  $lstate[DOORS] = \{LOCKED\}$ 
    grd4 :  $phase = \text{movingdown}$ 
    grd5 :  $l = R$ 
    grd6 :  $p = R$ 
    grd7 :  $i = R$ 
    grd8 :  $\text{door\_open} = \{a \mapsto b \mid a \in 1..3 \wedge b \in DOORS \rightarrow \{FALSE\}\}$ 
    grd9 :  $\text{door\_closed} = \{a \mapsto b \mid a \in 1..3 \wedge b \in DOORS \rightarrow \{TRUE\}\}$ 
    grd10 :  $\forall x \cdot x \in 1..3 \Rightarrow \text{handle}(x) = \text{button}$ 
  then
    act1 :  $lstate := \{a \mapsto b \mid a \in DOORS \wedge b = UNLOCKED\}$ 
    act2 :  $\text{door\_closed} : \in 1..3 \rightarrow (DOORS \rightarrow \{FALSE\})$ 
  end
  Event locking_DOWN  $\hat{=}$ 
  refines locking_DOWN
  when
    grd1 :  $dstate[DOORS] = \{CLOSED\}$ 
    grd2 :  $phase = \text{movingdown}$ 
    grd3 :  $lstate[DOORS] = \{UNLOCKED\}$ 
    grd4 :  $p = E$ 
    grd5 :  $l = R$ 

```

```

    grd7 : door_open = {a ↦ b | a ∈ 1..3 ∧ b ∈ DOORS → {FALSE}}
    grd8 : door_closed = {a ↦ b | a ∈ 1..3 ∧ b ∈ DOORS → {FALSE}}
    grd9 : ∀x·x ∈ 1..3 ⇒ handle(x) = button
  then
    act1 : lstate := {a ↦ b | a ∈ DOORS ∧ b = LOCKED}
    act3 : phase := haltdown
    act4 : l := E
    act5 : door_closed := ∈ 1..3 → (DOORS → {TRUE})
  end
Event PDI ≐
refines PDI
  when
    grd1 : button = UP
    grd2 : phase = haltup
    grd3 : ∀x·x ∈ 1..3 ⇒ handle(x) = DOWN
  then
    act1 : phase := movingdown
    act2 : button := DOWN
    act3 : l := R
    act4 : p := R
    act5 : i := R
  end
Event PUI ≐
refines PUI
  when
    grd1 : button = DOWN
    grd2 : phase = haltdown
    grd3 : ∀x·x ∈ 1..3 ⇒ handle(x) = UP
  then
    act1 : phase := movingup
    act2 : button := UP
    act3 : l := E
    act4 : p := E
    act5 : i := E
  end
Event PU2 ≐
refines PU2
  when
    grd1 : l = R
    grd2 : p = R
    grd3 : phase = movingdown
    grd4 : button = DOWN
    grd5 : i = R
    grd6 : lstate[DOORS] = {LOCKED}
    grd7 : door_open = {a ↦ b | a ∈ 1..3 ∧ b ∈ DOORS → {FALSE}}
    grd8 : door_closed = {a ↦ b | a ∈ 1..3 ∧ b ∈ DOORS → {TRUE}}
    grd9 : ∀x·x ∈ 1..3 ⇒ handle(x) = UP
  
```

```

    then

        act1 : phase := movingup
        act4 : button := UP
        act5 : l := E
        act6 : p := E
        act7 : i := R

    end

Event CompletePU2 ≐
refines CompletePU2

    when

        grd1 : phase = movingup
        grd2 : button = UP
        grd3 : l = E
        grd4 : p = E
        grd5 : i = R

    then

        act1 : phase := haltup

    end

Event PU3 ≐
refines PU3

    when

        grd1 : dstate[DOORS] = {CLOSED}
        grd2 : lstate[DOORS] = {UNLOCKED}
        grd3 : phase = movingdown
        grd4 : p = R
        grd5 : l = R
        grd6 : button = DOWN
        grd7 : door_open = {a ↦ b | a ∈ 1..3 ∧ b ∈ DOORS → {FALSE}}
        grd8 : door_closed = {a ↦ b | a ∈ 1..3 ∧ b ∈ DOORS → {FALSE}}
        grd9 : ∀x·x ∈ 1..3 ⇒ handle(x) = UP

    then

        act1 : phase := movingup
        act2 : p := R
        act3 : l := E
        act4 : button := UP

    end

Event PU4 ≐
refines PU4

    when

        grd1 : dstate[DOORS] = {OPEN}
        grd2 : phase = movingdown
        grd3 : p = E
        grd4 : button = DOWN
        grd7 : ∀x·x ∈ 1..3 ⇒ handle(x) = UP

    then

        act1 : phase := movingup
        act2 : p := R

```

```

        act3 : button := UP
        act4 : i := E
        act5 : l := E
    end
Event PU5  $\hat{=}$ 
refines PU5
    when

        grd1 : dstate[DOORS] = {CLOSED}
        grd2 : phase = movingdown
        grd3 : p = E
        grd4 : button = DOWN
        grd5 : lstate[DOORS] = {UNLOCKED}
        grd6 : door_open = {a  $\mapsto$  b | a  $\in$  1 .. 3  $\wedge$  b  $\in$  DOORS  $\rightarrow$  {FALSE}}
        grd7 : door_closed = {a  $\mapsto$  b | a  $\in$  1 .. 3  $\wedge$  b  $\in$  DOORS  $\rightarrow$  {FALSE}}
        grd8 :  $\forall x \cdot x \in 1 .. 3 \Rightarrow \text{handle}(x) = \text{UP}$ 

    then

        act1 : phase := movingup
        act3 : button := UP
        act4 : i := E
        act5 : l := E
    end
Event PD2  $\hat{=}$ 
refines PD2
    when

        grd1 : l = E
        grd2 : p = E
        grd3 : phase = movingup
        grd4 : i = E
        grd5 : lstate[DOORS] = {LOCKED}
        grd6 :  $\forall x \cdot x \in 1 .. 3 \Rightarrow \text{handle}(x) = \text{DOWN}$ 

    then

        act1 : phase := movingdown
        act2 : button := DOWN
        act3 : l := R
        act4 : p := R
        act5 : i := E
    end
Event CompletePD2  $\hat{=}$ 
refines CompletePD2
    when

        grd1 : phase = movingdown
        grd2 : button = DOWN
        grd3 : l = R
        grd4 : p = R
        grd5 : i = E

    then

        act1 : phase := haltdown

```

```

    end
Event PD3  $\hat{=}$ 
refines PD3
    when

        grd1 : dstate[DOORS] = {CLOSED}
        grd2 : lstate[DOORS] = {UNLOCKED}
        grd3 : phase = movingup
        grd4 : p = E
        grd5 : l = E
        grd6 : button = UP
        grd7 : door_open = {a  $\mapsto$  b | a  $\in$  1..3  $\wedge$  b  $\in$  DOORS  $\rightarrow$  {FALSE}}
        grd8 : door_closed = {a  $\mapsto$  b | a  $\in$  1..3  $\wedge$  b  $\in$  DOORS  $\rightarrow$  {FALSE}}
        grd9 :  $\forall x \cdot x \in 1..3 \Rightarrow \textit{handle}(x) = \textit{DOWN}$ 

    then

        act1 : phase := movingdown
        act2 : p := E
        act3 : l := R
        act4 : button := DOWN

    end
Event PD4  $\hat{=}$ 
refines PD4
    when

        grd1 : dstate[DOORS] = {OPEN}
        grd2 : phase = movingup
        grd3 : p = R
        grd4 : button = UP
        grd6 :  $\forall x \cdot x \in 1..3 \Rightarrow \textit{handle}(x) = \textit{DOWN}$ 

    then

        act1 : phase := movingdown
        act2 : p := E
        act3 : button := DOWN
        act4 : i := R
        act5 : l := R

    end
Event PD5  $\hat{=}$ 
refines PD5
    when

        grd1 : dstate[DOORS] = {CLOSED}
        grd2 : phase = movingup
        grd3 : p = R
        grd4 : button = UP
        grd5 : lstate[DOORS] = {UNLOCKED}
        grd6 : door_open = {a  $\mapsto$  b | a  $\in$  1..3  $\wedge$  b  $\in$  DOORS  $\rightarrow$  {FALSE}}
        grd7 : door_closed = {a  $\mapsto$  b | a  $\in$  1..3  $\wedge$  b  $\in$  DOORS  $\rightarrow$  {FALSE}}
        grd8 :  $\forall x \cdot x \in 1..3 \Rightarrow \textit{handle}(x) = \textit{DOWN}$ 

    then

        act1 : phase := movingdown

```

```

    act2 : button := DOWN
    act3 : i := R
    act4 : l := R
  end
Event retracting_gears  $\hat{=}$ 
refines retracting_gears
  when

    grd1 : dstate[DOORS] = {OPEN}
    grd2 : gstate[GEARs] = {EXTENDED}
    grd3 : p = R
    grd6 : gear_extended = {a  $\mapsto$  b | a  $\in$  1..3  $\wedge$  b  $\in$  GEARs  $\rightarrow$  {TRUE}}
    grd7 : gear_retracted = {a  $\mapsto$  b | a  $\in$  1..3  $\wedge$  b  $\in$  GEARs  $\rightarrow$  {FALSE}}
    grd8 : gear_shock_absorber = {a  $\mapsto$  b | a  $\in$  1..3  $\wedge$  b = ground}
    grd9 :  $\forall x \cdot x \in$  1..3  $\Rightarrow$  handle(x) = button

  then

    act1 : gstate := {a  $\mapsto$  b | a  $\in$  GEARs  $\wedge$  b = RETRACTING}
    act2 : gear_extended : $\in$  1..3  $\rightarrow$  (GEARS  $\rightarrow$  {FALSE})
    act3 : gear_shock_absorber := {a  $\mapsto$  b | a  $\in$  1..3  $\wedge$  b = flight}

  end
Event retraction  $\hat{=}$ 
refines retraction
  when

    grd1 : dstate[DOORS] = {OPEN}
    grd2 : gstate[GEARs] = {RETRACTING}
    grd4 : gear_extended = {a  $\mapsto$  b | a  $\in$  1..3  $\wedge$  b  $\in$  GEARs  $\rightarrow$  {FALSE}}
    grd5 : gear_retracted = {a  $\mapsto$  b | a  $\in$  1..3  $\wedge$  b  $\in$  GEARs  $\rightarrow$  {FALSE}}
    grd6 : gear_shock_absorber = {a  $\mapsto$  b | a  $\in$  1..3  $\wedge$  b = flight}
    grd7 :  $\forall x \cdot x \in$  1..3  $\Rightarrow$  handle(x) = button

  then

    act1 : gstate := {a  $\mapsto$  b | a  $\in$  GEARs  $\wedge$  b = RETRACTED}
    act2 : gear_retracted : $\in$  1..3  $\rightarrow$  (GEARS  $\rightarrow$  {TRUE})

  end
Event extending_gears  $\hat{=}$ 
refines extending_gears
  when

    grd1 : dstate[DOORS] = {OPEN}
    grd2 : gstate[GEARs] = {RETRACTED}
    grd3 : p = E
    grd5 : gear_retracted = {a  $\mapsto$  b | a  $\in$  1..3  $\wedge$  b  $\in$  GEARs  $\rightarrow$  {TRUE}}
    grd6 : gear_extended = {a  $\mapsto$  b | a  $\in$  1..3  $\wedge$  b  $\in$  GEARs  $\rightarrow$  {FALSE}}
    grd7 : gear_shock_absorber = {a  $\mapsto$  b | a  $\in$  1..3  $\wedge$  b = flight}
    grd8 :  $\forall x \cdot x \in$  1..3  $\Rightarrow$  handle(x) = button

  then

    act1 : gstate := {a  $\mapsto$  b | a  $\in$  GEARs  $\wedge$  b = EXTENDING}
    act2 : gear_retracted : $\in$  1..3  $\rightarrow$  (GEARS  $\rightarrow$  {FALSE})

  end

```



```

Event extension  $\hat{=}$ 
refines extension
  when
    grd1 : dstate[DOORS] = {OPEN}
    grd2 : gstate[GEARS] = {EXTENDING}
    grd4 : gear_retracted = {a  $\mapsto$  b | a  $\in$  1 .. 3  $\wedge$  b  $\in$  GEARS  $\rightarrow$  {FALSE}}
    grd5 : gear_extended = {a  $\mapsto$  b | a  $\in$  1 .. 3  $\wedge$  b  $\in$  GEARS  $\rightarrow$  {FALSE}}
    grd6 : gear_shock_absorber = {a  $\mapsto$  b | a  $\in$  1 .. 3  $\wedge$  b = flight}
    grd7 :  $\forall x \cdot x \in 1 .. 3 \Rightarrow \text{handle}(x) = \text{button}$ 
  then
    act1 : gstate := {a  $\mapsto$  b | a  $\in$  GEARS  $\wedge$  b = EXTENDED}
    act2 : gear_extended : $\in$  1 .. 3  $\rightarrow$  (GEARS  $\rightarrow$  {TRUE})
    act3 : gear_shock_absorber := {a  $\mapsto$  b | a  $\in$  1 .. 3  $\wedge$  b = ground}
  end
Event HPD1  $\hat{=}$ 
  when
    then
      grd3 :  $\forall x \cdot x \in 1 .. 3 \Rightarrow \text{handle}(x) = \text{UP}$ 
    end
    act2 : handle : $\in$  1 .. 3  $\rightarrow$  {DOWN}
  end
Event HPU1  $\hat{=}$ 
  when
    then
      grd3 :  $\forall x \cdot x \in 1 .. 3 \Rightarrow \text{handle}(x) = \text{DOWN}$ 
    end
    act2 : handle : $\in$  1 .. 3  $\rightarrow$  {UP}
  end
Event Analogical_switch_closed  $\hat{=}$ 
any
  in in port
where
    grd1 : in = general_EV
    grd2 :  $\forall x \cdot x \in 1 .. 3 \Rightarrow (\text{handle}(x) = \text{UP} \vee \text{handle}(x) = \text{DOWN})$ 
  then
    act3 : analogical_switch : $\in$  1 .. 3  $\rightarrow$  {closed}
    act4 : A_Switch_Out := TRUE
  end
Event Analogical_switch_open  $\hat{=}$ 
any
  in in port
where
    grd1 : in = general_EV
    grd2 :  $\forall x \cdot x \in 1 .. 3 \Rightarrow (\text{handle}(x) = \text{UP} \vee \text{handle}(x) = \text{DOWN})$ 
  then
    act3 : analogical_switch : $\in$  1 .. 3  $\rightarrow$  {open}

```

```

    end      act4 : A_Switch_Out := FALSE
Event Circuit_pressurized ≐
begin
    act9 : circuit_pressurized :∈ 1..3 → BOOL
end
Event Computing_Module_1_2 ≐
begin
    act1 : general_EV := general_EV_func(handle ↦ analogical_switch ↦
gear_extended ↦ gear_retracted ↦ gear_shock_absorber ↦ door_open ↦
door_closed ↦ circuit_pressurized)
    act2 : close_EV := close_EV_func(handle ↦ analogical_switch ↦
gear_extended ↦ gear_retracted ↦ gear_shock_absorber ↦ door_open ↦
door_closed ↦ circuit_pressurized)
    act3 : retract_EV := retract_EV_func(handle ↦ analogical_switch ↦
gear_extended ↦ gear_retracted ↦ gear_shock_absorber ↦ door_open ↦
door_closed ↦ circuit_pressurized)
    act4 : extend_EV := extend_EV_func(handle ↦ analogical_switch ↦
gear_extended ↦ gear_retracted ↦ gear_shock_absorber ↦ door_open ↦
door_closed ↦ circuit_pressurized)
    act5 : open_EV := open_EV_func(handle ↦ analogical_switch ↦
gear_extended ↦ gear_retracted ↦ gear_shock_absorber ↦ door_open ↦
door_closed ↦ circuit_pressurized)
    act6 : gears_locked_down := gears_locked_down_func(handle ↦
analogical_switch ↦ gear_extended ↦ gear_retracted ↦
gear_shock_absorber ↦ door_open ↦ door_closed ↦ circuit_pressurized)
    act7 : gears_man := gears_man_func(handle ↦ analogical_switch ↦
gear_extended ↦ gear_retracted ↦ gear_shock_absorber ↦ door_open ↦
door_closed ↦ circuit_pressurized)
    act8 : anomaly := anomaly_func(handle ↦ analogical_switch ↦
gear_extended ↦ gear_retracted ↦ gear_shock_absorber ↦ door_open ↦
door_closed ↦ circuit_pressurized)
end
Event Failure_Detection ≐
begin
    act1 : anomaly := TRUE
end
END

```

## G M5

An Event-B Specification of M5  
Creation Date: 27Jan2014 @ 10:44:59 AM

**MACHINE** M5  
Hydraulic circuit output for Electro-valves.  
**REFINES** M4

**SEES C1**  
**VARIABLES**

*dstate*  
*lstate*  
*phase*  
*button*  
*p*  
*l*  
*i*  
*gstate*  
*handle*  
*analogical\_switch*  
*gear\_extended*  
*gear\_retracted*  
*gear\_shock\_absorber*  
*door\_closed*  
*door\_open*  
*circuit\_pressurized*  
*general\_EV*  
*close\_EV*  
*retract\_EV*  
*extend\_EV*  
*open\_EV*  
*gears\_locked\_down*  
*gears\_man*  
*anomaly*  
*general\_EV\_func*  
*close\_EV\_func*  
*retract\_EV\_func*  
*extend\_EV\_func*  
*open\_EV\_func*  
*gears\_locked\_down\_func*  
*gears\_man\_func*  
*anomaly\_func*  
*general\_EV\_Hout*  
*close\_EV\_Hout*  
*retract\_EV\_Hout*  
*extend\_EV\_Hout*  
*open\_EV\_Hout*  
*A\_Switch\_Out*

**INVARIANTS**

*inv1* : *general\_EV\_Hout*  $\in$  {0, *Hin*}  
*inv2* : *close\_EV\_Hout*  $\in$  {0, *Hin*}

*inv3* : *retract\_EV\_Hout* ∈ {0, *Hin*}

*inv4* : *extend\_EV\_Hout* ∈ {0, *Hin*}

*inv5* : *open\_EV\_Hout* ∈ {0, *Hin*}

## EVENTS

### Initialisation

*extended*

**begin**

*act1* : *button* := *DOWN*

*act2* : *phase* := *haltdown*

*act3* : *dstate* : |( *dstate'* ∈ *DOORS* → *SDOORS* ∧ *dstate'* = {*a* ↦ *b* | *a* ∈ *DOORS* ∧ *b* = *CLOSED*})

missing elements of the invariant

*act4* : *lstate* := {*a* ↦ *b* | *a* ∈ *DOORS* ∧ *b* = *LOCKED*}

*act5* : *p* := *R*

*act6* : *l* := *R*

*act7* : *i* := *R*

*act8* : *gstate* : |( *gstate'* ∈ *GEARS* → *SGEARS* ∧ *gstate'* = {*a* ↦ *b* | *a* ∈ *GEARS* ∧ *b* = *EXTENDED*})

*act14* : *handle* : ∈ 1 .. 3 → {*DOWN*}

*act15* : *analogical\_switch* : ∈ 1 .. 3 → {*open*}

*act16* : *gear\_extended* : ∈ 1 .. 3 → (*GEARS* → {*TRUE*})

*act17* : *gear\_retracted* : ∈ 1 .. 3 → (*GEARS* → {*FALSE*})

*act18* : *gear\_shock\_absorber* : ∈ 1 .. 3 → {*ground*}

*act19* : *door\_closed* : ∈ 1 .. 3 → (*DOORS* → {*TRUE*})

*act20* : *door\_open* : ∈ 1 .. 3 → (*DOORS* → {*FALSE*})

*act21* : *circuit\_pressurized* : ∈ 1 .. 3 → {*FALSE*}

*act22* : *general\_EV* := *FALSE*

*act23* : *close\_EV* := *TRUE*

*act24* : *retract\_EV* := *FALSE*

*act25* : *extend\_EV* := *TRUE*

*act27* : *open\_EV* := *FALSE*

*act28* : *gears\_locked\_down* := *TRUE*

*act29* : *gears\_man* := *FALSE*

*act30* : *anomaly* := *FALSE*

*act31* : *general\_EV\_func* : ∈ (1 .. 3 → *POSITIONS*) × (1 .. 3 → *A\_Switch*) × (1 .. 3 → (*GEARS* → *BOOL*)) × (1 .. 3 → (*GEARS* → *BOOL*)) × (1 .. 3 → *GEAR\_ABSORBER*) × (1 .. 3 → (*DOORS* → *BOOL*)) × (1 .. 3 → (*DOORS* → *BOOL*)) × (1 .. 3 → *BOOL*) → *BOOL*

*act32* : *close\_EV\_func* : ∈ (1 .. 3 → *POSITIONS*) × (1 .. 3 → *A\_Switch*) × (1 .. 3 → (*GEARS* → *BOOL*)) × (1 .. 3 → (*GEARS* → *BOOL*)) × (1 .. 3 → *GEAR\_ABSORBER*) × (1 .. 3 → (*DOORS* → *BOOL*)) × (1 .. 3 → (*DOORS* → *BOOL*)) × (1 .. 3 → *BOOL*) → *BOOL*

*act33* : *retract\_EV\_func* : ∈ (1 .. 3 → *POSITIONS*) × (1 .. 3 → *A\_Switch*) × (1 .. 3 → (*GEARS* → *BOOL*)) × (1 .. 3 → (*GEARS* → *BOOL*)) × (1 .. 3 → *GEAR\_ABSORBER*) × (1 .. 3 → (*DOORS* → *BOOL*)) × (1 .. 3 → (*DOORS* → *BOOL*)) × (1 .. 3 → *BOOL*) → *BOOL*

```

    act34 : extend_EV_func := (1..3 → POSITIONS) × (1..3 → A_Switch) ×
(1..3 → (GEARS → BOOL)) × (1..3 → (GEARS → BOOL)) × (1..3 →
GEAR_ABSORBER) × (1..3 → (DOORS → BOOL)) × (1..3 → (DOORS →
BOOL)) × (1..3 → BOOL) → BOOL
    act35 : open_EV_func := (1..3 → POSITIONS) × (1..3 → A_Switch) ×
(1..3 → (GEARS → BOOL)) × (1..3 → (GEARS → BOOL)) × (1..3 →
GEAR_ABSORBER) × (1..3 → (DOORS → BOOL)) × (1..3 → (DOORS →
BOOL)) × (1..3 → BOOL) → BOOL
    act36 : gears_locked_down_func := (1..3 → POSITIONS) × (1..3 →
A_Switch) × (1..3 → (GEARS → BOOL)) × (1..3 → (GEARS → BOOL)) ×
(1..3 → GEAR_ABSORBER) × (1..3 → (DOORS → BOOL)) × (1..3 →
(DOORS → BOOL)) × (1..3 → BOOL) → BOOL
    act37 : gears_man_func := (1..3 → POSITIONS) × (1..3 → A_Switch) ×
(1..3 → (GEARS → BOOL)) × (1..3 → (GEARS → BOOL)) × (1..3 →
GEAR_ABSORBER) × (1..3 → (DOORS → BOOL)) × (1..3 → (DOORS →
BOOL)) × (1..3 → BOOL) → BOOL
    act38 : anomaly_func := (1..3 → POSITIONS) × (1..3 → A_Switch) ×
(1..3 → (GEARS → BOOL)) × (1..3 → (GEARS → BOOL)) × (1..3 →
GEAR_ABSORBER) × (1..3 → (DOORS → BOOL)) × (1..3 → (DOORS →
BOOL)) × (1..3 → BOOL) → BOOL
    act39 : A_Switch_Out := FALSE
    act40 : close_EV_Hout := 0
    act41 : retract_EV_Hout := 0
    act42 : extend_EV_Hout := 0
    act43 : open_EV_Hout := 0
    act44 : general_EV_Hout := 0
end
Event opening_doors_DOWN ≐
extends opening_doors_DOWN
when
    grd1 : dstate[DOORS] = {CLOSED}
    grd5 : lstate[DOORS] = {UNLOCKED}
    grd7 : phase = movingdown
    grd8 : p = R
    grd9 : l = R
    grd10 : door_open = {a ↦ b | a ∈ 1..3 ∧ b ∈ DOORS → {FALSE}}
    grd11 : door_closed = {a ↦ b | a ∈ 1..3 ∧ b ∈ DOORS → {FALSE}}
    grd12 : ∀x.x ∈ 1..3 ⇒ handle(x) = button
then
    act1 : dstate := {a ↦ b | a ∈ DOORS ∧ b = OPEN}
    act2 : p := E
    act3 : door_open := (1..3 → (DOORS → {TRUE}))
end
Event opening_doors_UP ≐
extends opening_doors_UP
when
    grd1 : dstate[DOORS] = {CLOSED}
    grd4 : lstate[DOORS] = {UNLOCKED}

```

```

    grd5 : phase = movingup
    grd6 : p = E
    grd7 : l = E
    grd8 : door_open = {a ↦ b | a ∈ 1 .. 3 ∧ b ∈ DOORS → {FALSE}}
    grd9 : door_closed = {a ↦ b | a ∈ 1 .. 3 ∧ b ∈ DOORS → {FALSE}}
    grd10 : ∀x. x ∈ 1 .. 3 ⇒ handle(x) = button
  then
    act1 : dstate := {a ↦ b | a ∈ DOORS ∧ b = OPEN}
    act2 : p := R
    act3 : door_open :∈ 1 .. 3 → (DOORS → {TRUE})
  end
Event closing_doors_UP ≐
extends closing_doors_UP
  any
    where f
      grd1 : dstate[DOORS] = {OPEN}
      grd3 : f ∈ DOORS → SDOORS
      grd4 : ∀e. e ∈ DOORS ⇒ f(e) = CLOSED
      grd5 : phase = movingup
      grd6 : p = R
      grd7 : gstate[GEARS] = {RETRACTED}
      grd8 : ∀x. x ∈ 1 .. 3 ⇒ handle(x) = button
    then
      act1 : dstate := f
    end
Event closing_doors_DOWN ≐
extends closing_doors_DOWN
  any
    where f
      grd1 : dstate[DOORS] = {OPEN}
      grd3 : f ∈ DOORS → SDOORS
      grd4 : ∀e. e ∈ DOORS ⇒ f(e) = CLOSED
      grd5 : phase = movingdown
      grd6 : p = E
      grd7 : gstate[GEARS] = {EXTENDED}
      grd8 : ∀x. x ∈ 1 .. 3 ⇒ handle(x) = button
    then
      act1 : dstate := f
    end
Event unlocking_UP ≐
extends unlocking_UP
  when
    grd3 : lstate[DOORS] = {LOCKED}
    grd4 : phase = movingup

```

```

    grd5 :  $l = E$ 
    grd6 :  $p = E$ 
    grd7 :  $i = E$ 
    grd8 :  $door\_open = \{a \mapsto b \mid a \in 1..3 \wedge b \in DOORS \rightarrow \{FALSE\}\}$ 
    grd9 :  $door\_closed = \{a \mapsto b \mid a \in 1..3 \wedge b \in DOORS \rightarrow \{TRUE\}\}$ 
    grd10 :  $\forall x \cdot x \in 1..3 \Rightarrow handle(x) = button$ 
  then
    act1 :  $lstate := \{a \mapsto b \mid a \in DOORS \wedge b = UNLOCKED\}$ 
    act2 :  $door\_closed := \{a \mapsto b \mid a \in 1..3 \rightarrow (DOORS \rightarrow \{FALSE\})\}$ 
  end
Event locking_UP  $\hat{=}$ 
extends locking_UP
  when
    grd3 :  $dstate[DOORS] = \{CLOSED\}$ 
    grd4 :  $phase = movingup$ 
    grd5 :  $lstate[DOORS] = \{UNLOCKED\}$ 
    grd6 :  $p = R$ 
    grd7 :  $l = E$ 
    grd9 :  $door\_open = \{a \mapsto b \mid a \in 1..3 \wedge b \in DOORS \rightarrow \{FALSE\}\}$ 
    grd10 :  $door\_closed = \{a \mapsto b \mid a \in 1..3 \wedge b \in DOORS \rightarrow \{FALSE\}\}$ 
    grd11 :  $\forall x \cdot x \in 1..3 \Rightarrow handle(x) = button$ 
  then
    act1 :  $lstate := \{a \mapsto b \mid a \in DOORS \wedge b = LOCKED\}$ 
    act3 :  $phase := haltup$ 
    act4 :  $l := R$ 
    added by D Mery
    act44 :  $door\_closed := \{a \mapsto b \mid a \in 1..3 \rightarrow (DOORS \rightarrow \{TRUE\})\}$ 
  end
Event unlocking_DOWN  $\hat{=}$ 
extends unlocking_DOWN
  when
    grd3 :  $lstate[DOORS] = \{LOCKED\}$ 
    grd4 :  $phase = movingdown$ 
    grd5 :  $l = R$ 
    grd6 :  $p = R$ 
    grd7 :  $i = R$ 
    grd8 :  $door\_open = \{a \mapsto b \mid a \in 1..3 \wedge b \in DOORS \rightarrow \{FALSE\}\}$ 
    grd9 :  $door\_closed = \{a \mapsto b \mid a \in 1..3 \wedge b \in DOORS \rightarrow \{TRUE\}\}$ 
    grd10 :  $\forall x \cdot x \in 1..3 \Rightarrow handle(x) = button$ 
  then
    act1 :  $lstate := \{a \mapsto b \mid a \in DOORS \wedge b = UNLOCKED\}$ 
    act2 :  $door\_closed := \{a \mapsto b \mid a \in 1..3 \rightarrow (DOORS \rightarrow \{FALSE\})\}$ 
  end
Event locking_DOWN  $\hat{=}$ 
extends locking_DOWN
  when
    grd1 :  $dstate[DOORS] = \{CLOSED\}$ 

```

```

    grd2 : phase = movingdown
    grd3 : lstate[DOORS] = {UNLOCKED}
    grd4 : p = E
    grd5 : l = R
    grd7 : door_open = {a ↦ b | a ∈ 1 .. 3 ∧ b ∈ DOORS → {FALSE}}
    grd8 : door_closed = {a ↦ b | a ∈ 1 .. 3 ∧ b ∈ DOORS → {FALSE}}
    grd9 : ∀x. x ∈ 1 .. 3 ⇒ handle(x) = button
  then
    act1 : lstate := {a ↦ b | a ∈ DOORS ∧ b = LOCKED}
    act3 : phase := haltdown
    act4 : l := E
    act5 : door_closed := ∈ 1 .. 3 → (DOORS → {TRUE})
  end
Event PDI ≐
extends PDI
  when
    grd1 : button = UP
    grd2 : phase = haltup
    grd3 : ∀x. x ∈ 1 .. 3 ⇒ handle(x) = DOWN
  then
    act1 : phase := movingdown
    act2 : button := DOWN
    act3 : l := R
    act4 : p := R
    act5 : i := R
  end
Event PUI ≐
extends PUI
  when
    grd1 : button = DOWN
    grd2 : phase = haltdown
    grd3 : ∀x. x ∈ 1 .. 3 ⇒ handle(x) = UP
  then
    act1 : phase := movingup
    act2 : button := UP
    act3 : l := E
    act4 : p := E
    act5 : i := E
  end
Event PU2 ≐
extends PU2
  when
    grd1 : l = R
    grd2 : p = R
    grd3 : phase = movingdown
    grd4 : button = DOWN
    grd5 : i = R

```



```

    grd6 : lstate[DOORS] = {LOCKED}
    grd7 : door_open = {a ↦ b | a ∈ 1..3 ∧ b ∈ DOORS → {FALSE}}
    grd8 : door_closed = {a ↦ b | a ∈ 1..3 ∧ b ∈ DOORS → {TRUE}}
    grd9 : ∀x·x ∈ 1..3 ⇒ handle(x) = UP
  then
    act1 : phase := movingup
    act4 : button := UP
    act5 : l := E
    act6 : p := E
    act7 : i := R
  end
Event CompletePU2 ≐
extends CompletePU2
  when
    grd1 : phase = movingup
    grd2 : button = UP
    grd3 : l = E
    grd4 : p = E
    grd5 : i = R
  then
    act1 : phase := haltup
  end
Event PU3 ≐
extends PU3
  when
    grd1 : dstate[DOORS] = {CLOSED}
    grd2 : lstate[DOORS] = {UNLOCKED}
    grd3 : phase = movingdown
    grd4 : p = R
    grd5 : l = R
    grd6 : button = DOWN
    grd7 : door_open = {a ↦ b | a ∈ 1..3 ∧ b ∈ DOORS → {FALSE}}
    grd8 : door_closed = {a ↦ b | a ∈ 1..3 ∧ b ∈ DOORS → {FALSE}}
    grd9 : ∀x·x ∈ 1..3 ⇒ handle(x) = UP
  then
    act1 : phase := movingup
    act2 : p := R
    act3 : l := E
    act4 : button := UP
  end
Event PU4 ≐
extends PU4
  when
    grd1 : dstate[DOORS] = {OPEN}
    grd2 : phase = movingdown
    grd3 : p = E
    grd4 : button = DOWN

```

```

    then   grd7 :  $\forall x \cdot x \in 1..3 \Rightarrow \text{handle}(x) = UP$ 

    act1 : phase := movingup
    act2 : p := R
    act3 : button := UP
    act4 : i := E
    act5 : l := E
  end
Event PU5  $\hat{=}$ 
extends PU5
  when

    grd1 : dstate[DOORS] = {CLOSED}
    grd2 : phase = movingdown
    grd3 : p = E
    grd4 : button = DOWN
    grd5 : lstate[DOORS] = {UNLOCKED}
    grd6 : door_open = {a  $\mapsto$  b | a  $\in$  1..3  $\wedge$  b  $\in$  DOORS  $\rightarrow$  {FALSE}}
    grd7 : door_closed = {a  $\mapsto$  b | a  $\in$  1..3  $\wedge$  b  $\in$  DOORS  $\rightarrow$  {FALSE}}
    grd8 :  $\forall x \cdot x \in 1..3 \Rightarrow \text{handle}(x) = UP$ 

  then

    act1 : phase := movingup
    act3 : button := UP
    act4 : i := E
    act5 : l := E
  end
Event PD2  $\hat{=}$ 
extends PD2
  when

    grd1 : l = E
    grd2 : p = E
    grd3 : phase = movingup
    grd4 : i = E
    grd5 : lstate[DOORS] = {LOCKED}
    grd6 :  $\forall x \cdot x \in 1..3 \Rightarrow \text{handle}(x) = DOWN$ 

  then

    act1 : phase := movingdown
    act2 : button := DOWN
    act3 : l := R
    act4 : p := R
    act5 : i := E
  end
Event CompletePD2  $\hat{=}$ 
extends CompletePD2
  when

    grd1 : phase = movingdown
    grd2 : button = DOWN
    grd3 : l = R

```

```

    grd4 :  $p = R$ 
    grd5 :  $i = E$ 
  then
    act1 :  $phase := haltdown$ 
  end
Event  $PD3 \hat{=}$ 
extends  $PD3$ 
  when
    grd1 :  $dstate[DOORS] = \{CLOSED\}$ 
    grd2 :  $lstate[DOORS] = \{UNLOCKED\}$ 
    grd3 :  $phase = movingup$ 
    grd4 :  $p = E$ 
    grd5 :  $l = E$ 
    grd6 :  $button = UP$ 
    grd7 :  $door\_open = \{a \mapsto b \mid a \in 1..3 \wedge b \in DOORS \rightarrow \{FALSE\}\}$ 
    grd8 :  $door\_closed = \{a \mapsto b \mid a \in 1..3 \wedge b \in DOORS \rightarrow \{FALSE\}\}$ 
    grd9 :  $\forall x \cdot x \in 1..3 \Rightarrow handle(x) = DOWN$ 
  then
    act1 :  $phase := movingdown$ 
    act2 :  $p := E$ 
    act3 :  $l := R$ 
    act4 :  $button := DOWN$ 
  end
Event  $PD4 \hat{=}$ 
extends  $PD4$ 
  when
    grd1 :  $dstate[DOORS] = \{OPEN\}$ 
    grd2 :  $phase = movingup$ 
    grd3 :  $p = R$ 
    grd4 :  $button = UP$ 
    grd6 :  $\forall x \cdot x \in 1..3 \Rightarrow handle(x) = DOWN$ 
  then
    act1 :  $phase := movingdown$ 
    act2 :  $p := E$ 
    act3 :  $button := DOWN$ 
    act4 :  $i := R$ 
    act5 :  $l := R$ 
  end
Event  $PD5 \hat{=}$ 
extends  $PD5$ 
  when
    grd1 :  $dstate[DOORS] = \{CLOSED\}$ 
    grd2 :  $phase = movingup$ 
    grd3 :  $p = R$ 
    grd4 :  $button = UP$ 
    grd5 :  $lstate[DOORS] = \{UNLOCKED\}$ 
    grd6 :  $door\_open = \{a \mapsto b \mid a \in 1..3 \wedge b \in DOORS \rightarrow \{FALSE\}\}$ 

```

```

    grd7 : door_closed = {a ↦ b | a ∈ 1..3 ∧ b ∈ DOORS → {FALSE}}
    grd8 : ∀x·x ∈ 1..3 ⇒ handle(x) = DOWN
  then
    act1 : phase := movingdown
    act2 : button := DOWN
    act3 : i := R
    act4 : l := R
  end
Event retracting_gears ≐
extends retracting_gears
  when
    grd1 : dstate[DOORS] = {OPEN}
    grd2 : gstate[GEARs] = {EXTENDED}
    grd3 : p = R
    grd6 : gear_extended = {a ↦ b | a ∈ 1..3 ∧ b ∈ GEARs → {TRUE}}
    grd7 : gear_retracted = {a ↦ b | a ∈ 1..3 ∧ b ∈ GEARs → {FALSE}}
    grd8 : gear_shock_absorber = {a ↦ b | a ∈ 1..3 ∧ b = ground}
    grd9 : ∀x·x ∈ 1..3 ⇒ handle(x) = button
  then
    act1 : gstate := {a ↦ b | a ∈ GEARs ∧ b = RETRACTING}
    act2 : gear_extended :∈ 1..3 → (GEARs → {FALSE})
    act3 : gear_shock_absorber := {a ↦ b | a ∈ 1..3 ∧ b = flight}
  end
Event retraction ≐
extends retraction
  when
    grd1 : dstate[DOORS] = {OPEN}
    grd2 : gstate[GEARs] = {RETRACTING}
    grd4 : gear_extended = {a ↦ b | a ∈ 1..3 ∧ b ∈ GEARs → {FALSE}}
    grd5 : gear_retracted = {a ↦ b | a ∈ 1..3 ∧ b ∈ GEARs → {FALSE}}
    grd6 : gear_shock_absorber = {a ↦ b | a ∈ 1..3 ∧ b = flight}
    grd7 : ∀x·x ∈ 1..3 ⇒ handle(x) = button
  then
    act1 : gstate := {a ↦ b | a ∈ GEARs ∧ b = RETRACTED}
    act2 : gear_retracted :∈ 1..3 → (GEARs → {TRUE})
  end
Event extending_gears ≐
extends extending_gears
  when
    grd1 : dstate[DOORS] = {OPEN}
    grd2 : gstate[GEARs] = {RETRACTED}
    grd3 : p = E
    grd5 : gear_retracted = {a ↦ b | a ∈ 1..3 ∧ b ∈ GEARs → {TRUE}}
    grd6 : gear_extended = {a ↦ b | a ∈ 1..3 ∧ b ∈ GEARs → {FALSE}}
    grd7 : gear_shock_absorber = {a ↦ b | a ∈ 1..3 ∧ b = flight}
    grd8 : ∀x·x ∈ 1..3 ⇒ handle(x) = button

```

```

then
    act1 :  $gstate := \{a \mapsto b \mid a \in GEARS \wedge b = EXTENDING\}$ 
    act2 :  $gear\_retracted : \in 1..3 \rightarrow (GEARS \rightarrow \{FALSE\})$ 
end
Event extension  $\hat{=}$ 
extends extension
    when
        grd1 :  $dstate[DOORS] = \{OPEN\}$ 
        grd2 :  $gstate[GEARS] = \{EXTENDING\}$ 
        grd4 :  $gear\_retracted = \{a \mapsto b \mid a \in 1..3 \wedge b \in GEARS \rightarrow \{FALSE\}\}$ 
        grd5 :  $gear\_extended = \{a \mapsto b \mid a \in 1..3 \wedge b \in GEARS \rightarrow \{FALSE\}\}$ 
        grd6 :  $gear\_shock\_absorber = \{a \mapsto b \mid a \in 1..3 \wedge b = flight\}$ 
        grd7 :  $\forall x \cdot x \in 1..3 \Rightarrow handle(x) = button$ 
    then
        act1 :  $gstate := \{a \mapsto b \mid a \in GEARS \wedge b = EXTENDED\}$ 
        act2 :  $gear\_extended : \in 1..3 \rightarrow (GEARS \rightarrow \{TRUE\})$ 
        act3 :  $gear\_shock\_absorber := \{a \mapsto b \mid a \in 1..3 \wedge b = ground\}$ 
    end
Event HPD1  $\hat{=}$ 
extends HPD1
    when
        grd3 :  $\forall x \cdot x \in 1..3 \Rightarrow handle(x) = UP$ 
    then
        act2 :  $handle : \in 1..3 \rightarrow \{DOWN\}$ 
    end
Event HPU1  $\hat{=}$ 
extends HPU1
    when
        grd3 :  $\forall x \cdot x \in 1..3 \Rightarrow handle(x) = DOWN$ 
    then
        act2 :  $handle : \in 1..3 \rightarrow \{UP\}$ 
    end
Event Analogical_switch_closed  $\hat{=}$ 
extends Analogical_switch_closed
    any
         $in$  in port
    where
        grd1 :  $in = general\_EV$ 
        grd2 :  $\forall x \cdot x \in 1..3 \Rightarrow (handle(x) = UP \vee handle(x) = DOWN)$ 
    then
        act3 :  $analogical\_switch : \in 1..3 \rightarrow \{closed\}$ 
        act4 :  $A\_Switch\_Out := TRUE$ 
    end
Event Analogical_switch_open  $\hat{=}$ 
extends Analogical_switch_open

```

```

any
  in in port
where
  grd1 : in = general_EV
  grd2 :  $\forall x \cdot x \in 1..3 \Rightarrow (\text{handle}(x) = UP \vee \text{handle}(x) = DOWN)$ 
then
  act3 : analogical_switch :  $\in 1..3 \rightarrow \{\text{open}\}$ 
  act4 : A_Switch_Out := FALSE
end
Event Circuit_pressurized_OK  $\hat{=}$ 
refines Circuit_pressurized
when
  then grd1 : general_EV_Hout = Hin
  end
  act9 : circuit_pressurized :  $\in 1..3 \rightarrow \{TRUE\}$ 
end
Event Circuit_pressurized_notOK  $\hat{=}$ 
refines Circuit_pressurized
when
  then grd1 : general_EV_Hout = 0
  end
  act9 : circuit_pressurized :  $\in 1..3 \rightarrow \{FALSE\}$ 
end
Event Computing_Module_1.2  $\hat{=}$ 
extends Computing_Module_1.2
begin
  act1 : general_EV := general_EV_func(handle  $\mapsto$  analogical_switch  $\mapsto$ 
gear_extended  $\mapsto$  gear_retracted  $\mapsto$  gear_shock_absorber  $\mapsto$  door_open  $\mapsto$ 
door_closed  $\mapsto$  circuit_pressurized)
  act2 : close_EV := close_EV_func(handle  $\mapsto$  analogical_switch  $\mapsto$ 
gear_extended  $\mapsto$  gear_retracted  $\mapsto$  gear_shock_absorber  $\mapsto$  door_open  $\mapsto$ 
door_closed  $\mapsto$  circuit_pressurized)
  act3 : retract_EV := retract_EV_func(handle  $\mapsto$  analogical_switch  $\mapsto$ 
gear_extended  $\mapsto$  gear_retracted  $\mapsto$  gear_shock_absorber  $\mapsto$  door_open  $\mapsto$ 
door_closed  $\mapsto$  circuit_pressurized)
  act4 : extend_EV := extend_EV_func(handle  $\mapsto$  analogical_switch  $\mapsto$ 
gear_extended  $\mapsto$  gear_retracted  $\mapsto$  gear_shock_absorber  $\mapsto$  door_open  $\mapsto$ 
door_closed  $\mapsto$  circuit_pressurized)
  act5 : open_EV := open_EV_func(handle  $\mapsto$  analogical_switch  $\mapsto$ 
gear_extended  $\mapsto$  gear_retracted  $\mapsto$  gear_shock_absorber  $\mapsto$  door_open  $\mapsto$ 
door_closed  $\mapsto$  circuit_pressurized)
  act6 : gears_locked_down := gears_locked_down_func(handle  $\mapsto$ 
analogical_switch  $\mapsto$  gear_extended  $\mapsto$  gear_retracted  $\mapsto$ 
gear_shock_absorber  $\mapsto$  door_open  $\mapsto$  door_closed  $\mapsto$  circuit_pressurized)
  act7 : gears_man := gears_man_func(handle  $\mapsto$  analogical_switch  $\mapsto$ 
gear_extended  $\mapsto$  gear_retracted  $\mapsto$  gear_shock_absorber  $\mapsto$  door_open  $\mapsto$ 
door_closed  $\mapsto$  circuit_pressurized)

```

```

    act8 : anomaly := anomaly_func(handle ↦ analogical_switch ↦
gear_extended ↦ gear_retracted ↦ gear_shock_absorber ↦ door_open ↦
door_closed ↦ circuit_pressurized)
end
Event Update_Hout ≐
    Assign the value of Hout
begin
    act1 : general_EV_Hout : |((general_EV = TRUE ∧ general_EV_Hout' =
Hin) ∨ (general_EV = FALSE ∧ general_EV_Hout' = 0)
    ∨ (A_Switch_Out = TRUE ∧ general_EV_Hout' = Hin) ∨
(A_Switch_Out = FALSE ∧ general_EV_Hout' = 0))
    pass the current value of hydraulic input port (Hin) to hydraulic output port
(Hout)
    act2 : close_EV_Hout : |((close_EV = TRUE ∧ close_EV_Hout' = Hin) ∨
(close_EV = FALSE ∧ close_EV_Hout' = 0))
    act3 : open_EV_Hout : |((open_EV = TRUE ∧ open_EV_Hout' = Hin) ∨
(open_EV = FALSE ∧ open_EV_Hout' = 0))
    act4 : extend_EV_Hout : |((extend_EV = TRUE ∧ extend_EV_Hout' =
Hin) ∨ (extend_EV = FALSE ∧ extend_EV_Hout' = 0))
    act5 : retract_EV_Hout : |((retract_EV = TRUE ∧ retract_EV_Hout' =
Hin) ∨ (retract_EV = FALSE ∧ retract_EV_Hout' = 0))
end
Event Failure_Detection ≐
extends Failure_Detection
begin
    act1 : anomaly := TRUE
end
END

```

## H M6

**An Event-B Specification of M6**  
**Creation Date: 27Jan2014 @ 10:44:59 AM**

**MACHINE** M6

Integration of Cylinder behavior according to the Electro-valves circuit  
Strengthening guards of opening and closing doors and gears using cylinders  
sensors, and haudrlic pressure.

**REFINES** M5

**SEES** C1

**VARIABLES**

*dstate*  
*lstate*  
*phase*  
*button*  
*p*  
*l*

*i*  
*gstate*  
*handle*  
*analogical\_switch*  
*gear\_extended*  
*gear\_retracted*  
*gear\_shock\_absorber*  
*door\_closed*  
*door\_open*  
*circuit\_pressurized*  
*general\_EV*  
*close\_EV*  
*retract\_EV*  
*extend\_EV*  
*open\_EV*  
*gears\_locked\_down*  
*gears\_man*  
*anomaly*  
*general\_EV\_func*  
*close\_EV\_func*  
*retract\_EV\_func*  
*extend\_EV\_func*  
*open\_EV\_func*  
*gears\_locked\_down\_func*  
*gears\_man\_func*  
*anomaly\_func*  
*general\_EV\_Hout*  
*close\_EV\_Hout*  
*retract\_EV\_Hout*  
*extend\_EV\_Hout*  
*open\_EV\_Hout*  
*state*  
*SDCylinder* State of Door Cylinder  
*SGCylinder* State of Gear Cylinder  
*A\_Switch\_Out*

## INVARIANTS

$inv1 : SDCylinder \in DOORS \times \{DCYF, DCYR, DCYL\} \rightarrow S\_CYLINDER$   
 $inv2 : SGCylinder \in GEARS \times \{GCYF, GCYR, GCYL\} \rightarrow S\_CYLINDER$   
 $inv17 : state \in SPHASES$   
 $inv4 : SDCylinder = \{a \mapsto b \mid a \in DOORS \times CYLINDER \wedge b = STOP\} \wedge dstate^{-1}[\{CLOSED\}] \neq \emptyset \Rightarrow dstate^{-1}[\{CLOSED\}] = DOORS$



$inv5 : SGCylinder = \{a \mapsto b \mid a \in GEARS \times CYLINDER \wedge b = STOP\} \wedge$   
 $(\forall door \cdot door \in DOORS \wedge dstate(door) = CLOSED) \wedge ran(gstate) \neq$   
 $\{RETRACTED\} \wedge ran(gstate) \neq \{RETRACTING\} \wedge ran(gstate) \neq$   
 $\{EXTENDING\} \Rightarrow ran(gstate) = \{EXTENDED\}$   
 $inv6 : SGCylinder = \{a \mapsto b \mid a \in GEARS \times CYLINDER \wedge b = STOP\} \wedge$   
 $(\forall door \cdot door \in DOORS \wedge dstate(door) = CLOSED) \wedge ran(gstate) \neq$   
 $\{EXTENDED\} \wedge ran(gstate) \neq \{RETRACTING\} \wedge ran(gstate) \neq$   
 $\{EXTENDING\} \Rightarrow ran(gstate) = \{RETRACTED\}$   
 $inv7 : SGCylinder = \{a \mapsto b \mid a \in GEARS \times CYLINDER \wedge b =$   
 $MOVING\} \wedge$   
 $(\forall door \cdot door \in DOORS \wedge dstate(door) = CLOSED) \wedge ran(gstate) \neq$   
 $\{RETRACTED\} \wedge ran(gstate) \neq \{EXTENDED\} \wedge ran(gstate) \neq$   
 $\{EXTENDING\} \Rightarrow ran(gstate) = \{RETRACTING\}$   
 $inv8 : SGCylinder = \{a \mapsto b \mid a \in GEARS \times CYLINDER \wedge b =$   
 $MOVING\} \wedge$   
 $(\forall door \cdot door \in DOORS \wedge dstate(door) = CLOSED) \wedge ran(gstate) \neq$   
 $\{RETRACTED\} \wedge ran(gstate) \neq \{EXTENDED\} \wedge ran(gstate) \neq$   
 $\{RETRACTING\} \Rightarrow ran(gstate) = \{EXTENDING\}$

## EVENTS

### Initialisation

*extended*

**begin**

$act1 : button := DOWN$   
 $act2 : phase := haltdown$   
 $act3 : dstate : |(dstate' \in DOORS \rightarrow SDOORS \wedge dstate' = \{a \mapsto b \mid a \in$   
 $DOORS \wedge b = CLOSED\})$   
 missing elements of the invariant  
 $act4 : lstate := \{a \mapsto b \mid a \in DOORS \wedge b = LOCKED\}$   
 $act5 : p := R$   
 $act6 : l := R$   
 $act7 : i := R$   
 $act8 : gstate : |(gstate' \in GEARS \rightarrow SGEARS \wedge gstate' = \{a \mapsto b \mid a \in$   
 $GEARS \wedge b = EXTENDED\})$   
 $act14 : handle : \in 1..3 \rightarrow \{DOWN\}$   
 $act15 : analogical\_switch : \in 1..3 \rightarrow \{open\}$   
 $act16 : gear\_extended : \in 1..3 \rightarrow (GEARS \rightarrow \{TRUE\})$   
 $act17 : gear\_retracted : \in 1..3 \rightarrow (GEARS \rightarrow \{FALSE\})$   
 $act18 : gear\_shock\_absorber : \in 1..3 \rightarrow \{ground\}$   
 $act19 : door\_closed : \in 1..3 \rightarrow (DOORS \rightarrow \{TRUE\})$   
 $act20 : door\_open : \in 1..3 \rightarrow (DOORS \rightarrow \{FALSE\})$   
 $act21 : circuit\_pressurized : \in 1..3 \rightarrow \{FALSE\}$   
 $act22 : general\_EV := FALSE$   
 $act23 : close\_EV := TRUE$   
 $act24 : retract\_EV := FALSE$   
 $act25 : extend\_EV := TRUE$   
 $act27 : open\_EV := FALSE$   
 $act28 : gears\_locked\_down := TRUE$   
 $act29 : gears\_man := FALSE$   
 $act30 : anomaly := FALSE$

```

act31 : general_EV_func :∈ (1..3 → POSITIONS) × (1..3 → A_Switch) ×
(1..3 → (GEARS → BOOL)) × (1..3 → (GEARS → BOOL)) × (1..3 →
GEAR_ABSORBER) × (1..3 → (DOORS → BOOL)) × (1..3 → (DOORS →
BOOL)) × (1..3 → BOOL) → BOOL
act32 : close_EV_func :∈ (1..3 → POSITIONS) × (1..3 → A_Switch) ×
(1..3 → (GEARS → BOOL)) × (1..3 → (GEARS → BOOL)) × (1..3 →
GEAR_ABSORBER) × (1..3 → (DOORS → BOOL)) × (1..3 → (DOORS →
BOOL)) × (1..3 → BOOL) → BOOL
act33 : retract_EV_func :∈ (1..3 → POSITIONS) × (1..3 → A_Switch) ×
(1..3 → (GEARS → BOOL)) × (1..3 → (GEARS → BOOL)) × (1..3 →
GEAR_ABSORBER) × (1..3 → (DOORS → BOOL)) × (1..3 → (DOORS →
BOOL)) × (1..3 → BOOL) → BOOL
act34 : extend_EV_func :∈ (1..3 → POSITIONS) × (1..3 → A_Switch) ×
(1..3 → (GEARS → BOOL)) × (1..3 → (GEARS → BOOL)) × (1..3 →
GEAR_ABSORBER) × (1..3 → (DOORS → BOOL)) × (1..3 → (DOORS →
BOOL)) × (1..3 → BOOL) → BOOL
act35 : open_EV_func :∈ (1..3 → POSITIONS) × (1..3 → A_Switch) ×
(1..3 → (GEARS → BOOL)) × (1..3 → (GEARS → BOOL)) × (1..3 →
GEAR_ABSORBER) × (1..3 → (DOORS → BOOL)) × (1..3 → (DOORS →
BOOL)) × (1..3 → BOOL) → BOOL
act36 : gears_locked_down_func :∈ (1..3 → POSITIONS) × (1..3 →
A_Switch) × (1..3 → (GEARS → BOOL)) × (1..3 → (GEARS → BOOL)) ×
(1..3 → GEAR_ABSORBER) × (1..3 → (DOORS → BOOL)) × (1..3 →
(DOORS → BOOL)) × (1..3 → BOOL) → BOOL
act37 : gears_man_func :∈ (1..3 → POSITIONS) × (1..3 → A_Switch) ×
(1..3 → (GEARS → BOOL)) × (1..3 → (GEARS → BOOL)) × (1..3 →
GEAR_ABSORBER) × (1..3 → (DOORS → BOOL)) × (1..3 → (DOORS →
BOOL)) × (1..3 → BOOL) → BOOL
act38 : anomaly_func :∈ (1..3 → POSITIONS) × (1..3 → A_Switch) ×
(1..3 → (GEARS → BOOL)) × (1..3 → (GEARS → BOOL)) × (1..3 →
GEAR_ABSORBER) × (1..3 → (DOORS → BOOL)) × (1..3 → (DOORS →
BOOL)) × (1..3 → BOOL) → BOOL
act39 : A_Switch_Out := FALSE
act40 : close_EV_Hout := 0
act41 : retract_EV_Hout := 0
act42 : extend_EV_Hout := 0
act43 : open_EV_Hout := 0
act44 : general_EV_Hout := 0
act45 : SDCylinder :∈ DOORS × {DCYF, DCYR, DCYL} → {STOP}
act46 : SGCylinder :∈ GEARS × {GCYF, GCYR, GCYL} → {STOP}
act26 : state := computing

```

**end**

**Event** *opening\_doors\_DOWN*  $\hat{=}$

**extends** *opening\_doors\_DOWN*

**when**

```

grd1 : dstate[DOORS] = {CLOSED}
grd5 : lstate[DOORS] = {UNLOCKED}
grd7 : phase = movingdown
grd8 : p = R
grd9 : l = R

```

```

grd10 : door_open = {a ↦ b | a ∈ 1..3 ∧ b ∈ DOORS → {FALSE}}
grd11 : door_closed = {a ↦ b | a ∈ 1..3 ∧ b ∈ DOORS → {FALSE}}
grd12 : ∀x·x ∈ 1..3 ⇒ handle(x) = button
grd3 : SDCylinder = {a ↦ b | a ∈ DOORS × CYLINDER ∧ b = MOVING}
then

act1 : dstate := {a ↦ b | a ∈ DOORS ∧ b = OPEN}
act2 : p := E
act3 : door_open :∈ 1..3 → (DOORS → {TRUE})

end
Event opening_doors_UP ≐
extends opening_doors_UP
when

grd1 : dstate[DOORS] = {CLOSED}
grd4 : lstate[DOORS] = {UNLOCKED}
grd5 : phase = movingup
grd6 : p = E
grd7 : l = E
grd8 : door_open = {a ↦ b | a ∈ 1..3 ∧ b ∈ DOORS → {FALSE}}
grd9 : door_closed = {a ↦ b | a ∈ 1..3 ∧ b ∈ DOORS → {FALSE}}
grd10 : ∀x·x ∈ 1..3 ⇒ handle(x) = button
grd3 : SDCylinder = {a ↦ b | a ∈ DOORS × CYLINDER ∧ b = MOVING}
then

act1 : dstate := {a ↦ b | a ∈ DOORS ∧ b = OPEN}
act2 : p := R
act3 : door_open :∈ 1..3 → (DOORS → {TRUE})

end
Event closing_doors_UP ≐
extends closing_doors_UP
any

where f

grd1 : dstate[DOORS] = {OPEN}
grd3 : f ∈ DOORS → SDOORS
grd4 : ∀e·e ∈ DOORS ⇒ f(e) = CLOSED
grd5 : phase = movingup
grd6 : p = R
grd7 : gstate[Gears] = {RETRACTED}
grd8 : ∀x·x ∈ 1..3 ⇒ handle(x) = button

then

act1 : dstate := f

end
Event closing_doors_DOWN ≐
extends closing_doors_DOWN
any

where f

```

```

    grd1 : dstate[DOORS] = {OPEN}
    grd3 : f ∈ DOORS → SDOORS
    grd4 : ∀e·e ∈ DOORS ⇒ f(e) = CLOSED
    grd5 : phase = movingdown
    grd6 : p = E
    grd7 : gstate[GEARs] = {EXTENDED}
    grd8 : ∀x·x ∈ 1..3 ⇒ handle(x) = button
  then
    act1 : dstate := f
  end
Event unlocking_UP ≐
extends unlocking_UP
  when
    grd3 : lstate[DOORS] = {LOCKED}
    grd4 : phase = movingup
    grd5 : l = E
    grd6 : p = E
    grd7 : i = E
    grd8 : door_open = {a ↦ b | a ∈ 1..3 ∧ b ∈ DOORS → {FALSE}}
    grd9 : door_closed = {a ↦ b | a ∈ 1..3 ∧ b ∈ DOORS → {TRUE}}
    grd10 : ∀x·x ∈ 1..3 ⇒ handle(x) = button
  then
    act1 : lstate := {a ↦ b | a ∈ DOORS ∧ b = UNLOCKED}
    act2 : door_closed := 1..3 → (DOORS → {FALSE})
  end
Event locking_UP ≐
extends locking_UP
  when
    grd3 : dstate[DOORS] = {CLOSED}
    grd4 : phase = movingup
    grd5 : lstate[DOORS] = {UNLOCKED}
    grd6 : p = R
    grd7 : l = E
    grd9 : door_open = {a ↦ b | a ∈ 1..3 ∧ b ∈ DOORS → {FALSE}}
    grd10 : door_closed = {a ↦ b | a ∈ 1..3 ∧ b ∈ DOORS → {FALSE}}
    grd11 : ∀x·x ∈ 1..3 ⇒ handle(x) = button
    grd8 : SDCylinder = {a ↦ b | a ∈ DOORS × CYLINDER ∧ b = STOP}
  then
    act1 : lstate := {a ↦ b | a ∈ DOORS ∧ b = LOCKED}
    act3 : phase := haltup
    act4 : l := R
    added by D Mery
    act44 : door_closed := 1..3 → (DOORS → {TRUE})
  end
Event unlocking_DOWN ≐
extends unlocking_DOWN
  when

```

```

    grd3 : lstate[DOORS] = {LOCKED}
    grd4 : phase = movingdown
    grd5 : l = R
    grd6 : p = R
    grd7 : i = R
    grd8 : door_open = {a ↦ b | a ∈ 1..3 ∧ b ∈ DOORS → {FALSE}}
    grd9 : door_closed = {a ↦ b | a ∈ 1..3 ∧ b ∈ DOORS → {TRUE}}
    grd10 : ∀x·x ∈ 1..3 ⇒ handle(x) = button
  then
    act1 : lstate := {a ↦ b | a ∈ DOORS ∧ b = UNLOCKED}
    act2 : door_closed := 1..3 → (DOORS → {FALSE})
  end
Event locking_DOWN ≐
extends locking_DOWN
  when
    grd1 : dstate[DOORS] = {CLOSED}
    grd2 : phase = movingdown
    grd3 : lstate[DOORS] = {UNLOCKED}
    grd4 : p = E
    grd5 : l = R
    grd7 : door_open = {a ↦ b | a ∈ 1..3 ∧ b ∈ DOORS → {FALSE}}
    grd8 : door_closed = {a ↦ b | a ∈ 1..3 ∧ b ∈ DOORS → {FALSE}}
    grd9 : ∀x·x ∈ 1..3 ⇒ handle(x) = button
    grd6 : SDCylinder = {a ↦ b | a ∈ DOORS × CYLINDER ∧ b = STOP}
  then
    act1 : lstate := {a ↦ b | a ∈ DOORS ∧ b = LOCKED}
    act3 : phase := haltdown
    act4 : l := E
    act5 : door_closed := 1..3 → (DOORS → {TRUE})
  end
Event PDI ≐
extends PDI
  when
    grd1 : button = UP
    grd2 : phase = haltup
    grd3 : ∀x·x ∈ 1..3 ⇒ handle(x) = DOWN
  then
    act1 : phase := movingdown
    act2 : button := DOWN
    act3 : l := R
    act4 : p := R
    act5 : i := R
  end
Event PUI ≐
extends PUI
  when
    grd1 : button = DOWN

```

```

    grd2 : phase = haltdown
    grd3 :  $\forall x \cdot x \in 1..3 \Rightarrow \text{handle}(x) = UP$ 
  then
    act1 : phase := movingup
    act2 : button := UP
    act3 : l := E
    act4 : p := E
    act5 : i := E
  end
Event PU2  $\hat{=}$ 
extends PU2
  when
    grd1 : l = R
    grd2 : p = R
    grd3 : phase = movingdown
    grd4 : button = DOWN
    grd5 : i = R
    grd6 : lstate[DOORS] = {LOCKED}
    grd7 : door_open = {a  $\mapsto$  b | a  $\in$  1..3  $\wedge$  b  $\in$  DOORS  $\rightarrow$  {FALSE}}
    grd8 : door_closed = {a  $\mapsto$  b | a  $\in$  1..3  $\wedge$  b  $\in$  DOORS  $\rightarrow$  {TRUE}}
    grd9 :  $\forall x \cdot x \in 1..3 \Rightarrow \text{handle}(x) = UP$ 
  then
    act1 : phase := movingup
    act4 : button := UP
    act5 : l := E
    act6 : p := E
    act7 : i := R
  end
Event CompletePU2  $\hat{=}$ 
extends CompletePU2
  when
    grd1 : phase = movingup
    grd2 : button = UP
    grd3 : l = E
    grd4 : p = E
    grd5 : i = R
  then
    act1 : phase := haltup
  end
Event PU3  $\hat{=}$ 
extends PU3
  when
    grd1 : dstate[DOORS] = {CLOSED}
    grd2 : lstate[DOORS] = {UNLOCKED}
    grd3 : phase = movingdown
    grd4 : p = R
    grd5 : l = R

```

```

    grd6 : button = DOWN
    grd7 : door_open = {a ↦ b | a ∈ 1 .. 3 ∧ b ∈ DOORS → {FALSE}}
    grd8 : door_closed = {a ↦ b | a ∈ 1 .. 3 ∧ b ∈ DOORS → {FALSE}}
    grd9 : ∀x. x ∈ 1 .. 3 ⇒ handle(x) = UP
  then
    act1 : phase := movingup
    act2 : p := R
    act3 : l := E
    act4 : button := UP
  end
Event PU4 ≐
extends PU4
  when
    grd1 : dstate[DOORS] = {OPEN}
    grd2 : phase = movingdown
    grd3 : p = E
    grd4 : button = DOWN
    grd7 : ∀x. x ∈ 1 .. 3 ⇒ handle(x) = UP
  then
    act1 : phase := movingup
    act2 : p := R
    act3 : button := UP
    act4 : i := E
    act5 : l := E
  end
Event PU5 ≐
extends PU5
  when
    grd1 : dstate[DOORS] = {CLOSED}
    grd2 : phase = movingdown
    grd3 : p = E
    grd4 : button = DOWN
    grd5 : lstate[DOORS] = {UNLOCKED}
    grd6 : door_open = {a ↦ b | a ∈ 1 .. 3 ∧ b ∈ DOORS → {FALSE}}
    grd7 : door_closed = {a ↦ b | a ∈ 1 .. 3 ∧ b ∈ DOORS → {FALSE}}
    grd8 : ∀x. x ∈ 1 .. 3 ⇒ handle(x) = UP
  then
    act1 : phase := movingup
    act3 : button := UP
    act4 : i := E
    act5 : l := E
  end
Event PD2 ≐
extends PD2
  when
    grd1 : l = E
    grd2 : p = E

```

```

    grd3 : phase = movingup
    grd4 : i = E
    grd5 : lstate[DOORS] = {LOCKED}
    grd6 :  $\forall x \cdot x \in 1..3 \Rightarrow \text{handle}(x) = \text{DOWN}$ 
  then
    act1 : phase := movingdown
    act2 : button := DOWN
    act3 : l := R
    act4 : p := R
    act5 : i := E
  end
Event CompletePD2  $\hat{=}$ 
extends CompletePD2
  when
    grd1 : phase = movingdown
    grd2 : button = DOWN
    grd3 : l = R
    grd4 : p = R
    grd5 : i = E
  then
    act1 : phase := haltdown
  end
Event PD3  $\hat{=}$ 
extends PD3
  when
    grd1 : dstate[DOORS] = {CLOSED}
    grd2 : lstate[DOORS] = {UNLOCKED}
    grd3 : phase = movingup
    grd4 : p = E
    grd5 : l = E
    grd6 : button = UP
    grd7 : door_open = {a  $\mapsto$  b | a  $\in$  1..3  $\wedge$  b  $\in$  DOORS  $\rightarrow$  {FALSE}}
    grd8 : door_closed = {a  $\mapsto$  b | a  $\in$  1..3  $\wedge$  b  $\in$  DOORS  $\rightarrow$  {FALSE}}
    grd9 :  $\forall x \cdot x \in 1..3 \Rightarrow \text{handle}(x) = \text{DOWN}$ 
  then
    act1 : phase := movingdown
    act2 : p := E
    act3 : l := R
    act4 : button := DOWN
  end
Event PD4  $\hat{=}$ 
extends PD4
  when
    grd1 : dstate[DOORS] = {OPEN}
    grd2 : phase = movingup
    grd3 : p = R
    grd4 : button = UP

```



```

    then
      grd6 :  $\forall x \cdot x \in 1..3 \Rightarrow handle(x) = DOWN$ 

      act1 : phase := movingdown
      act2 : p := E
      act3 : button := DOWN
      act4 : i := R
      act5 : l := R
    end
  Event PD5  $\hat{=}$ 
  extends PD5
  when
    grd1 : dstate[DOORS] = {CLOSED}
    grd2 : phase = movingup
    grd3 : p = R
    grd4 : button = UP
    grd5 : lstate[DOORS] = {UNLOCKED}
    grd6 : door_open = {a  $\mapsto$  b | a  $\in$  1..3  $\wedge$  b  $\in$  DOORS  $\rightarrow$  {FALSE}}
    grd7 : door_closed = {a  $\mapsto$  b | a  $\in$  1..3  $\wedge$  b  $\in$  DOORS  $\rightarrow$  {FALSE}}
    grd8 :  $\forall x \cdot x \in 1..3 \Rightarrow handle(x) = DOWN$ 

  then
    act1 : phase := movingdown
    act2 : button := DOWN
    act3 : i := R
    act4 : l := R
  end
  Event retracting_gears  $\hat{=}$ 
  extends retracting_gears
  when
    grd1 : dstate[DOORS] = {OPEN}
    grd2 : gstate[GEARS] = {EXTENDED}
    grd3 : p = R
    grd6 : gear_extended = {a  $\mapsto$  b | a  $\in$  1..3  $\wedge$  b  $\in$  GEARS  $\rightarrow$  {TRUE}}
    grd7 : gear_retracted = {a  $\mapsto$  b | a  $\in$  1..3  $\wedge$  b  $\in$  GEARS  $\rightarrow$  {FALSE}}
    grd8 : gear_shock_absorber = {a  $\mapsto$  b | a  $\in$  1..3  $\wedge$  b = ground}
    grd9 :  $\forall x \cdot x \in 1..3 \Rightarrow handle(x) = button$ 
    grd5 : SGCylinder = {a  $\mapsto$  b | a  $\in$  GEARS  $\times$  CYLINDER  $\wedge$  b = MOVING}

  then
    act1 : gstate := {a  $\mapsto$  b | a  $\in$  GEARS  $\wedge$  b = RETRACTING}
    act2 : gear_extended :=  $\in$  1..3  $\rightarrow$  (GEARS  $\rightarrow$  {FALSE})
    act3 : gear_shock_absorber := {a  $\mapsto$  b | a  $\in$  1..3  $\wedge$  b = flight}
  end
  Event retraction  $\hat{=}$ 
  extends retraction
  when
    grd1 : dstate[DOORS] = {OPEN}
    grd2 : gstate[GEARS] = {RETRACTING}
    grd4 : gear_extended = {a  $\mapsto$  b | a  $\in$  1..3  $\wedge$  b  $\in$  GEARS  $\rightarrow$  {FALSE}}

```

```

    grd5 : gear_retracted = {a ↦ b | a ∈ 1..3 ∧ b ∈ GEARS → {FALSE}}
    grd6 : gear_shock_absorber = {a ↦ b | a ∈ 1..3 ∧ b = flight}
    grd7 : ∀x·x ∈ 1..3 ⇒ handle(x) = button
    grd3 : SGCylinder = {a ↦ b | a ∈ GEARS × CYLINDER ∧ b = STOP}
  then

    act1 : gstate := {a ↦ b | a ∈ GEARS ∧ b = RETRACTED}
    act2 : gear_retracted :∈ 1..3 → (GEARS → {TRUE})
  end
Event extending_gears ≐
extends extending_gears
  when

    grd1 : dstate[DOORS] = {OPEN}
    grd2 : gstate[GEARS] = {RETRACTED}
    grd3 : p = E
    grd5 : gear_retracted = {a ↦ b | a ∈ 1..3 ∧ b ∈ GEARS → {TRUE}}
    grd6 : gear_extended = {a ↦ b | a ∈ 1..3 ∧ b ∈ GEARS → {FALSE}}
    grd7 : gear_shock_absorber = {a ↦ b | a ∈ 1..3 ∧ b = flight}
    grd8 : ∀x·x ∈ 1..3 ⇒ handle(x) = button
    grd4 : SGCylinder = {a ↦ b | a ∈ GEARS × CYLINDER ∧ b = MOVING}
  then

    act1 : gstate := {a ↦ b | a ∈ GEARS ∧ b = EXTENDING}
    act2 : gear_retracted :∈ 1..3 → (GEARS → {FALSE})
  end
Event extension ≐
extends extension
  when

    grd1 : dstate[DOORS] = {OPEN}
    grd2 : gstate[GEARS] = {EXTENDING}
    grd4 : gear_retracted = {a ↦ b | a ∈ 1..3 ∧ b ∈ GEARS → {FALSE}}
    grd5 : gear_extended = {a ↦ b | a ∈ 1..3 ∧ b ∈ GEARS → {FALSE}}
    grd6 : gear_shock_absorber = {a ↦ b | a ∈ 1..3 ∧ b = flight}
    grd7 : ∀x·x ∈ 1..3 ⇒ handle(x) = button
    grd3 : SGCylinder = {a ↦ b | a ∈ GEARS × CYLINDER ∧ b = STOP}
  then

    act1 : gstate := {a ↦ b | a ∈ GEARS ∧ b = EXTENDED}
    act2 : gear_extended :∈ 1..3 → (GEARS → {TRUE})
    act3 : gear_shock_absorber := {a ↦ b | a ∈ 1..3 ∧ b = ground}
  end
Event HPDI ≐
extends HPDI
  when

    grd3 : ∀x·x ∈ 1..3 ⇒ handle(x) = UP
  then

    act2 : handle :∈ 1..3 → {DOWN}
  end
Event HPUI ≐

```

```

extends HPUI
  when

    then   grd3 :  $\forall x \cdot x \in 1..3 \Rightarrow \text{handle}(x) = \text{DOWN}$ 

    end

    act2 : handle :  $\in 1..3 \rightarrow \{\text{UP}\}$ 

  end

Event Analogical_switch_closed  $\hat{=}$ 
extends Analogical_switch_closed
  any

    in in port

  where

    grd1 : in = general_EV
    grd2 :  $\forall x \cdot x \in 1..3 \Rightarrow (\text{handle}(x) = \text{UP} \vee \text{handle}(x) = \text{DOWN})$ 

  then

    act3 : analogical_switch :  $\in 1..3 \rightarrow \{\text{closed}\}$ 
    act4 : A_Switch_Out := TRUE

  end

Event Analogical_switch_open  $\hat{=}$ 
extends Analogical_switch_open
  any

    in in port

  where

    grd1 : in = general_EV
    grd2 :  $\forall x \cdot x \in 1..3 \Rightarrow (\text{handle}(x) = \text{UP} \vee \text{handle}(x) = \text{DOWN})$ 

  then

    act3 : analogical_switch :  $\in 1..3 \rightarrow \{\text{open}\}$ 
    act4 : A_Switch_Out := FALSE

  end

Event Circuit_pressurized_OK  $\hat{=}$ 
extends Circuit_pressurized_OK
  when

    then   grd1 : general_EV_Hout = Hin

    end

    act9 : circuit_pressurized :  $\in 1..3 \rightarrow \{\text{TRUE}\}$ 

  end

Event Circuit_pressurized_notOK  $\hat{=}$ 
extends Circuit_pressurized_notOK
  when

    then   grd1 : general_EV_Hout = 0

    end

    act9 : circuit_pressurized :  $\in 1..3 \rightarrow \{\text{FALSE}\}$ 

  end

Event Computing_Module_1_2  $\hat{=}$ 
extends Computing_Module_1_2

```

```

when

then   grd1 : state = computing

        act1 : general_EV := general_EV_func(handle  $\mapsto$  analogical_switch  $\mapsto$ 
        gear_extended  $\mapsto$  gear_retracted  $\mapsto$  gear_shock_absorber  $\mapsto$  door_open  $\mapsto$ 
        door_closed  $\mapsto$  circuit_pressurized)
        act2 : close_EV := close_EV_func(handle  $\mapsto$  analogical_switch  $\mapsto$ 
        gear_extended  $\mapsto$  gear_retracted  $\mapsto$  gear_shock_absorber  $\mapsto$  door_open  $\mapsto$ 
        door_closed  $\mapsto$  circuit_pressurized)
        act3 : retract_EV := retract_EV_func(handle  $\mapsto$  analogical_switch  $\mapsto$ 
        gear_extended  $\mapsto$  gear_retracted  $\mapsto$  gear_shock_absorber  $\mapsto$  door_open  $\mapsto$ 
        door_closed  $\mapsto$  circuit_pressurized)
        act4 : extend_EV := extend_EV_func(handle  $\mapsto$  analogical_switch  $\mapsto$ 
        gear_extended  $\mapsto$  gear_retracted  $\mapsto$  gear_shock_absorber  $\mapsto$  door_open  $\mapsto$ 
        door_closed  $\mapsto$  circuit_pressurized)
        act5 : open_EV := open_EV_func(handle  $\mapsto$  analogical_switch  $\mapsto$ 
        gear_extended  $\mapsto$  gear_retracted  $\mapsto$  gear_shock_absorber  $\mapsto$  door_open  $\mapsto$ 
        door_closed  $\mapsto$  circuit_pressurized)
        act6 : gears_locked_down := gears_locked_down_func(handle  $\mapsto$ 
        analogical_switch  $\mapsto$  gear_extended  $\mapsto$  gear_retracted  $\mapsto$ 
        gear_shock_absorber  $\mapsto$  door_open  $\mapsto$  door_closed  $\mapsto$  circuit_pressurized)
        act7 : gears_man := gears_man_func(handle  $\mapsto$  analogical_switch  $\mapsto$ 
        gear_extended  $\mapsto$  gear_retracted  $\mapsto$  gear_shock_absorber  $\mapsto$  door_open  $\mapsto$ 
        door_closed  $\mapsto$  circuit_pressurized)
        act8 : anomaly := anomaly_func(handle  $\mapsto$  analogical_switch  $\mapsto$ 
        gear_extended  $\mapsto$  gear_retracted  $\mapsto$  gear_shock_absorber  $\mapsto$  door_open  $\mapsto$ 
        door_closed  $\mapsto$  circuit_pressurized)
        act9 : state := electroValve
end

Event Update_Hout  $\hat{=}$ 
    Assign the value of Hout
extends Update_Hout
when

then   grd1 : state = electroValve

        act1 : general_EV_Hout :  $|((general\_EV = TRUE \wedge general\_EV\_Hout' = Hin) \vee (general\_EV = FALSE \wedge general\_EV\_Hout' = 0) \vee (A\_Switch\_Out = TRUE \wedge general\_EV\_Hout' = Hin) \vee (A\_Switch\_Out = FALSE \wedge general\_EV\_Hout' = 0))$ 
        pass the current value of hydraulic input port (Hin) to hydraulic output port
        (Hout)
        act2 : close_EV_Hout :  $|((close\_EV = TRUE \wedge close\_EV\_Hout' = Hin) \vee (close\_EV = FALSE \wedge close\_EV\_Hout' = 0))$ 
        act3 : open_EV_Hout :  $|((open\_EV = TRUE \wedge open\_EV\_Hout' = Hin) \vee (open\_EV = FALSE \wedge open\_EV\_Hout' = 0))$ 
        act4 : extend_EV_Hout :  $|((extend\_EV = TRUE \wedge extend\_EV\_Hout' = Hin) \vee (extend\_EV = FALSE \wedge extend\_EV\_Hout' = 0))$ 
        act5 : retract_EV_Hout :  $|((retract\_EV = TRUE \wedge retract\_EV\_Hout' = Hin) \vee (retract\_EV = FALSE \wedge retract\_EV\_Hout' = 0))$ 
        act6 : state := cylinder

```

```

end
Event CylinderMovingOrStop  $\hat{=}$ 
    Cylinder Moving or Stop according to the out-
    put of hydraulic circuit
when
then   grd1 : state = cylinder
act1 : SGCylinder :  $|((SGCylinder' = \{a \mapsto b | a \in GEARS \times$ 
     $\{GCYF, GCYR, GCYL\} \wedge b = MOVING\} \wedge extend\_EV\_Hout = Hin) \vee$ 
     $(SGCylinder' = \{a \mapsto b | a \in GEARS \times \{GCYF, GCYR, GCYL\} \wedge b =$ 
    STOP)  $\wedge extend\_EV\_Hout = 0) \vee$ 
     $(SGCylinder' = \{a \mapsto b | a \in GEARS \times \{GCYF, GCYR, GCYL\} \wedge b =$ 
    MOVING)  $\wedge retract\_EV\_Hout = Hin) \vee$ 
     $(SGCylinder' = \{a \mapsto b | a \in GEARS \times \{GCYF, GCYR, GCYL\} \wedge b =$ 
    STOP)  $\wedge retract\_EV\_Hout = 0)$ 
act2 : SDCylinder :  $|((SDCylinder' = \{a \mapsto b | a \in DOORS \times$ 
     $\{DCYF, DCYR, DCYL\} \wedge b = MOVING\} \wedge open\_EV\_Hout = Hin) \vee$ 
     $(SDCylinder' = \{a \mapsto b | a \in DOORS \times \{DCYF, DCYR, DCYL\} \wedge$ 
     $b = STOP\} \wedge open\_EV\_Hout = 0) \vee$ 
     $(SDCylinder' = \{a \mapsto b | a \in DOORS \times \{DCYF, DCYR, DCYL\} \wedge$ 
     $b = MOVING\} \wedge close\_EV\_Hout = Hin) \vee$ 
     $(SDCylinder' = \{a \mapsto b | a \in DOORS \times \{DCYF, DCYR, DCYL\} \wedge$ 
     $b = STOP\} \wedge close\_EV\_Hout = 0))$ 
act3 : state := computing
end
Event Failure_Detection  $\hat{=}$ 
extends Failure_Detection
begin
act1 : anomaly := TRUE
end
END

```

## I M7

An Event-B Specification of M7  
 Creation Date: 27Jan2014 @ 10:44:59 AM

```

MACHINE M7
    Failure Modelling
    Generic Monitoring failure
    Failure detection is added for doors and gears motion monitoring (Page
    17)
    Analogical Switch Monitoring failure (Page 16)
    Pressure Sensor Monitoring failure (Page 16)
    But timing requirements can be added only in last.
REFINES M6
SEES C1
VARIABLES

```

*dstate*  
*lstate*  
*phase*  
*button*  
*p*  
*l*  
*i*  
*gstate*  
*handle*  
*analogical\_switch*  
*gear\_extended*  
*gear\_retracted*  
*gear\_shock\_absorber*  
*door\_closed*  
*door\_open*  
*circuit\_pressurized*  
*general\_EV*  
*close\_EV*  
*retract\_EV*  
*extend\_EV*  
*open\_EV*  
*gears\_locked\_down*  
*gears\_man*  
  
*anomaly*  
*general\_EV\_func*  
*close\_EV\_func*  
*retract\_EV\_func*  
*extend\_EV\_func*  
*open\_EV\_func*  
*gears\_locked\_down\_func*  
*gears\_man\_func*  
*anomaly\_func*  
*general\_EV\_Hout*  
*close\_EV\_Hout*  
*retract\_EV\_Hout*  
*extend\_EV\_Hout*  
*open\_EV\_Hout*  
*A\_Switch\_Out*  
*SDCylinder* State of Door Cylinder  
*SGCylinder* State of Gear Cylinder  
*state*

**EVENTS**  
**Initialisation**  
*extended*

**begin**

```
act1 : button := DOWN
act2 : phase := haltdown
act3 : dstate : |(dstate' ∈ DOORS → SDOORS ∧ dstate' = {a ↦ b | a ∈
DOORS ∧ b = CLOSED})
      missing elements of the invariant
act4 : lstate := {a ↦ b | a ∈ DOORS ∧ b = LOCKED}
act5 : p := R
act6 : l := R
act7 : i := R
act8 : gstate : |(gstate' ∈ GEARS → SGEARS ∧ gstate' = {a ↦ b | a ∈
GEARS ∧ b = EXTENDED})
act14 : handle : ∈ 1..3 → {DOWN}
act15 : analogical_switch : ∈ 1..3 → {open}
act16 : gear_extended : ∈ 1..3 → (GEARS → {TRUE})
act17 : gear_retracted : ∈ 1..3 → (GEARS → {FALSE})
act18 : gear_shock_absorber : ∈ 1..3 → {ground}
act19 : door_closed : ∈ 1..3 → (DOORS → {TRUE})
act20 : door_open : ∈ 1..3 → (DOORS → {FALSE})
act21 : circuit_pressurized : ∈ 1..3 → {FALSE}
act22 : general_EV := FALSE
act23 : close_EV := TRUE
act24 : retract_EV := FALSE
act25 : extend_EV := TRUE
act27 : open_EV := FALSE
act28 : gears_locked_down := TRUE
act29 : gears_man := FALSE
act30 : anomaly := FALSE
act31 : general_EV_func : ∈ (1..3 → POSITIONS) × (1..3 → A_Switch) ×
(1..3 → (GEARS → BOOL)) × (1..3 → (GEARS → BOOL)) × (1..3 →
GEAR_ABSORBER) × (1..3 → (DOORS → BOOL)) × (1..3 → (DOORS →
BOOL)) × (1..3 → BOOL) → BOOL
act32 : close_EV_func : ∈ (1..3 → POSITIONS) × (1..3 → A_Switch) ×
(1..3 → (GEARS → BOOL)) × (1..3 → (GEARS → BOOL)) × (1..3 →
GEAR_ABSORBER) × (1..3 → (DOORS → BOOL)) × (1..3 → (DOORS →
BOOL)) × (1..3 → BOOL) → BOOL
act33 : retract_EV_func : ∈ (1..3 → POSITIONS) × (1..3 → A_Switch) ×
(1..3 → (GEARS → BOOL)) × (1..3 → (GEARS → BOOL)) × (1..3 →
GEAR_ABSORBER) × (1..3 → (DOORS → BOOL)) × (1..3 → (DOORS →
BOOL)) × (1..3 → BOOL) → BOOL
act34 : extend_EV_func : ∈ (1..3 → POSITIONS) × (1..3 → A_Switch) ×
(1..3 → (GEARS → BOOL)) × (1..3 → (GEARS → BOOL)) × (1..3 →
GEAR_ABSORBER) × (1..3 → (DOORS → BOOL)) × (1..3 → (DOORS →
BOOL)) × (1..3 → BOOL) → BOOL
act35 : open_EV_func : ∈ (1..3 → POSITIONS) × (1..3 → A_Switch) ×
(1..3 → (GEARS → BOOL)) × (1..3 → (GEARS → BOOL)) × (1..3 →
GEAR_ABSORBER) × (1..3 → (DOORS → BOOL)) × (1..3 → (DOORS →
BOOL)) × (1..3 → BOOL) → BOOL
```

```

    act36 : gears_locked_down_func :∈ (1 .. 3 → POSITIONS) × (1 .. 3 →
A_Switch) × (1 .. 3 → (GEARS → BOOL)) × (1 .. 3 → (GEARS → BOOL)) ×
(1 .. 3 → GEAR_ABSORBER) × (1 .. 3 → (DOORS → BOOL)) × (1 .. 3 →
(DOORS → BOOL)) × (1 .. 3 → BOOL) → BOOL
    act37 : gears_man_func :∈ (1 .. 3 → POSITIONS) × (1 .. 3 → A_Switch) ×
(1 .. 3 → (GEARS → BOOL)) × (1 .. 3 → (GEARS → BOOL)) × (1 .. 3 →
GEAR_ABSORBER) × (1 .. 3 → (DOORS → BOOL)) × (1 .. 3 → (DOORS →
BOOL)) × (1 .. 3 → BOOL) → BOOL
    act38 : anomaly_func :∈ (1 .. 3 → POSITIONS) × (1 .. 3 → A_Switch) ×
(1 .. 3 → (GEARS → BOOL)) × (1 .. 3 → (GEARS → BOOL)) × (1 .. 3 →
GEAR_ABSORBER) × (1 .. 3 → (DOORS → BOOL)) × (1 .. 3 → (DOORS →
BOOL)) × (1 .. 3 → BOOL) → BOOL
    act39 : A_Switch_Out := FALSE
    act40 : close_EV_Hout := 0
    act41 : retract_EV_Hout := 0
    act42 : extend_EV_Hout := 0
    act43 : open_EV_Hout := 0
    act44 : general_EV_Hout := 0
    act45 : SDCylinder :∈ DOORS × {DCYF, DCYR, DCYL} → {STOP}
    act46 : SGCylinder :∈ GEARS × {GCYF, GCYR, GCYL} → {STOP}
    act26 : state := computing
end

Event opening_doors_DOWN ≐
extends opening_doors_DOWN
when

    grd1 : dstate[DOORS] = {CLOSED}
    grd5 : lstate[DOORS] = {UNLOCKED}
    grd7 : phase = movingdown
    grd8 : p = R
    grd9 : l = R
    grd10 : door_open = {a ↦ b | a ∈ 1 .. 3 ∧ b ∈ DOORS → {FALSE}}
    grd11 : door_closed = {a ↦ b | a ∈ 1 .. 3 ∧ b ∈ DOORS → {FALSE}}
    grd12 : ∀x · x ∈ 1 .. 3 ⇒ handle(x) = button
    grd3 : SDCylinder = {a ↦ b | a ∈ DOORS × CYLINDER ∧ b = MOVING}
    grd13 : anomaly = FALSE

then

    act1 : dstate := {a ↦ b | a ∈ DOORS ∧ b = OPEN}
    act2 : p := E
    act3 : door_open :∈ 1 .. 3 → (DOORS → {TRUE})

end

Event opening_doors_UP ≐
extends opening_doors_UP
when

    grd1 : dstate[DOORS] = {CLOSED}
    grd4 : lstate[DOORS] = {UNLOCKED}
    grd5 : phase = movingup
    grd6 : p = E
    grd7 : l = E

```



```

    grd8 : door_open = {a ↦ b | a ∈ 1..3 ∧ b ∈ DOORS → {FALSE}}
    grd9 : door_closed = {a ↦ b | a ∈ 1..3 ∧ b ∈ DOORS → {FALSE}}
    grd10 : ∀x·x ∈ 1..3 ⇒ handle(x) = button
    grd3 : SDCylinder = {a ↦ b | a ∈ DOORS × CYLINDER ∧ b = MOVING}
    grd11 : anomaly = FALSE
  then

    act1 : dstate := {a ↦ b | a ∈ DOORS ∧ b = OPEN}
    act2 : p := R
    act3 : door_open :∈ 1..3 → (DOORS → {TRUE})
  end
Event closing_doors_UP ≐
extends closing_doors_UP
  any

    where f

      grd1 : dstate[DOORS] = {OPEN}
      grd3 : f ∈ DOORS → SDOORS
      grd4 : ∀e·e ∈ DOORS ⇒ f(e) = CLOSED
      grd5 : phase = movingup
      grd6 : p = R
      grd7 : gstate[GEARS] = {RETRACTED}
      grd8 : ∀x·x ∈ 1..3 ⇒ handle(x) = button
      grd9 : anomaly = FALSE
    then

      act1 : dstate := f
    end
Event closing_doors_DOWN ≐
extends closing_doors_DOWN
  any

    where f

      grd1 : dstate[DOORS] = {OPEN}
      grd3 : f ∈ DOORS → SDOORS
      grd4 : ∀e·e ∈ DOORS ⇒ f(e) = CLOSED
      grd5 : phase = movingdown
      grd6 : p = E
      grd7 : gstate[GEARS] = {EXTENDED}
      grd8 : ∀x·x ∈ 1..3 ⇒ handle(x) = button
      grd9 : anomaly = FALSE
    then

      act1 : dstate := f
    end
Event unlocking_UP ≐
extends unlocking_UP
  when

    grd3 : lstate[DOORS] = {LOCKED}

```

```

    grd4 : phase = movingup
    grd5 : l = E
    grd6 : p = E
    grd7 : i = E
    grd8 : door_open = {a ↦ b | a ∈ 1..3 ∧ b ∈ DOORS → {FALSE}}
    grd9 : door_closed = {a ↦ b | a ∈ 1..3 ∧ b ∈ DOORS → {TRUE}}
    grd10 : ∀x. x ∈ 1..3 ⇒ handle(x) = button
    grd11 : anomaly = FALSE
  then
    act1 : lstate := {a ↦ b | a ∈ DOORS ∧ b = UNLOCKED}
    act2 : door_closed := ∈ 1..3 → (DOORS → {FALSE})
  end
Event locking_UP ≐
extends locking_UP
  when
    grd3 : dstate[DOORS] = {CLOSED}
    grd4 : phase = movingup
    grd5 : lstate[DOORS] = {UNLOCKED}
    grd6 : p = R
    grd7 : l = E
    grd9 : door_open = {a ↦ b | a ∈ 1..3 ∧ b ∈ DOORS → {FALSE}}
    grd10 : door_closed = {a ↦ b | a ∈ 1..3 ∧ b ∈ DOORS → {FALSE}}
    grd11 : ∀x. x ∈ 1..3 ⇒ handle(x) = button
    grd8 : SDCylinder = {a ↦ b | a ∈ DOORS × CYLINDER ∧ b = STOP}
    grd12 : anomaly = FALSE
  then
    act1 : lstate := {a ↦ b | a ∈ DOORS ∧ b = LOCKED}
    act3 : phase := haltup
    act4 : l := R
           added by D Mery
    act44 : door_closed := ∈ 1..3 → (DOORS → {TRUE})
  end
Event unlocking_DOWN ≐
extends unlocking_DOWN
  when
    grd3 : lstate[DOORS] = {LOCKED}
    grd4 : phase = movingdown
    grd5 : l = R
    grd6 : p = R
    grd7 : i = R
    grd8 : door_open = {a ↦ b | a ∈ 1..3 ∧ b ∈ DOORS → {FALSE}}
    grd9 : door_closed = {a ↦ b | a ∈ 1..3 ∧ b ∈ DOORS → {TRUE}}
    grd10 : ∀x. x ∈ 1..3 ⇒ handle(x) = button
    grd11 : anomaly = FALSE
  then
    act1 : lstate := {a ↦ b | a ∈ DOORS ∧ b = UNLOCKED}
    act2 : door_closed := ∈ 1..3 → (DOORS → {FALSE})
  end

```

```

    end
Event locking_DOWN  $\hat{=}$ 
extends locking_DOWN
    when
        grd1 : dstate[DOORS] = {CLOSED}
        grd2 : phase = movingdown
        grd3 : lstate[DOORS] = {UNLOCKED}
        grd4 : p = E
        grd5 : l = R
        grd7 : door_open = {a  $\mapsto$  b | a  $\in$  1..3  $\wedge$  b  $\in$  DOORS  $\rightarrow$  {FALSE}}
        grd8 : door_closed = {a  $\mapsto$  b | a  $\in$  1..3  $\wedge$  b  $\in$  DOORS  $\rightarrow$  {FALSE}}
        grd9 :  $\forall x \cdot x \in 1..3 \Rightarrow \textit{handle}(x) = \textit{button}$ 
        grd6 : SDCylinder = {a  $\mapsto$  b | a  $\in$  DOORS  $\times$  CYLINDER  $\wedge$  b = STOP}
        grd10 : anomaly = FALSE
    then
        act1 : lstate := {a  $\mapsto$  b | a  $\in$  DOORS  $\wedge$  b = LOCKED}
        act3 : phase := haltdown
        act4 : l := E
        act5 : door_closed :=  $\in$  1..3  $\rightarrow$  (DOORS  $\rightarrow$  {TRUE})
    end
Event PDI  $\hat{=}$ 
extends PDI
    when
        grd1 : button = UP
        grd2 : phase = haltup
        grd3 :  $\forall x \cdot x \in 1..3 \Rightarrow \textit{handle}(x) = \textit{DOWN}$ 
    then
        act1 : phase := movingdown
        act2 : button := DOWN
        act3 : l := R
        act4 : p := R
        act5 : i := R
    end
Event PUI  $\hat{=}$ 
extends PUI
    when
        grd1 : button = DOWN
        grd2 : phase = haltdown
        grd3 :  $\forall x \cdot x \in 1..3 \Rightarrow \textit{handle}(x) = \textit{UP}$ 
    then
        act1 : phase := movingup
        act2 : button := UP
        act3 : l := E
        act4 : p := E
        act5 : i := E
    end
Event PU2  $\hat{=}$ 

```

**extends** *PU2*

**when**

grd1 :  $l = R$   
grd2 :  $p = R$   
grd3 :  $phase = movingdown$   
grd4 :  $button = DOWN$   
grd5 :  $i = R$   
grd6 :  $lstate[DOORS] = \{LOCKED\}$   
grd7 :  $door\_open = \{a \mapsto b \mid a \in 1..3 \wedge b \in DOORS \rightarrow \{FALSE\}\}$   
grd8 :  $door\_closed = \{a \mapsto b \mid a \in 1..3 \wedge b \in DOORS \rightarrow \{TRUE\}\}$   
grd9 :  $\forall x \cdot x \in 1..3 \Rightarrow handle(x) = UP$

**then**

act1 :  $phase := movingup$   
act4 :  $button := UP$   
act5 :  $l := E$   
act6 :  $p := E$   
act7 :  $i := R$

**end**

**Event** *CompletePU2*  $\hat{=}$

**extends** *CompletePU2*

**when**

grd1 :  $phase = movingup$   
grd2 :  $button = UP$   
grd3 :  $l = E$   
grd4 :  $p = E$   
grd5 :  $i = R$

**then**

act1 :  $phase := haltup$

**end**

**Event** *PU3*  $\hat{=}$

**extends** *PU3*

**when**

grd1 :  $dstate[DOORS] = \{CLOSED\}$   
grd2 :  $lstate[DOORS] = \{UNLOCKED\}$   
grd3 :  $phase = movingdown$   
grd4 :  $p = R$   
grd5 :  $l = R$   
grd6 :  $button = DOWN$   
grd7 :  $door\_open = \{a \mapsto b \mid a \in 1..3 \wedge b \in DOORS \rightarrow \{FALSE\}\}$   
grd8 :  $door\_closed = \{a \mapsto b \mid a \in 1..3 \wedge b \in DOORS \rightarrow \{FALSE\}\}$   
grd9 :  $\forall x \cdot x \in 1..3 \Rightarrow handle(x) = UP$

**then**

act1 :  $phase := movingup$   
act2 :  $p := R$   
act3 :  $l := E$   
act4 :  $button := UP$

**end**

**Event** *PU4*  $\hat{=}$   
**extends** *PU4*

**when**

grd1 : *dstate*[*DOORS*] = {*OPEN*}  
grd2 : *phase* = *movingdown*  
grd3 : *p* = *E*  
grd4 : *button* = *DOWN*  
grd7 :  $\forall x \cdot x \in 1..3 \Rightarrow \text{handle}(x) = \text{UP}$

**then**

act1 : *phase* := *movingup*  
act2 : *p* := *R*  
act3 : *button* := *UP*  
act4 : *i* := *E*  
act5 : *l* := *E*

**end**

**Event** *PU5*  $\hat{=}$   
**extends** *PU5*

**when**

grd1 : *dstate*[*DOORS*] = {*CLOSED*}  
grd2 : *phase* = *movingdown*  
grd3 : *p* = *E*  
grd4 : *button* = *DOWN*  
grd5 : *lstate*[*DOORS*] = {*UNLOCKED*}  
grd6 : *door\_open* = { $a \mapsto b \mid a \in 1..3 \wedge b \in \text{DOORS} \rightarrow \{\text{FALSE}\}$ }  
grd7 : *door\_closed* = { $a \mapsto b \mid a \in 1..3 \wedge b \in \text{DOORS} \rightarrow \{\text{FALSE}\}$ }  
grd8 :  $\forall x \cdot x \in 1..3 \Rightarrow \text{handle}(x) = \text{UP}$

**then**

act1 : *phase* := *movingup*  
act3 : *button* := *UP*  
act4 : *i* := *E*  
act5 : *l* := *E*

**end**

**Event** *PD2*  $\hat{=}$   
**extends** *PD2*

**when**

grd1 : *l* = *E*  
grd2 : *p* = *E*  
grd3 : *phase* = *movingup*  
grd4 : *i* = *E*  
grd5 : *lstate*[*DOORS*] = {*LOCKED*}  
grd6 :  $\forall x \cdot x \in 1..3 \Rightarrow \text{handle}(x) = \text{DOWN}$

**then**

act1 : *phase* := *movingdown*  
act2 : *button* := *DOWN*  
act3 : *l* := *R*  
act4 : *p* := *R*  
act5 : *i* := *E*

```

    end
Event CompletePD2  $\hat{=}$ 
extends CompletePD2
    when
        grd1 : phase = movingdown
        grd2 : button = DOWN
        grd3 : l = R
        grd4 : p = R
        grd5 : i = E
    then
        act1 : phase := haltdown
    end
Event PD3  $\hat{=}$ 
extends PD3
    when
        grd1 : dstate[DOORS] = {CLOSED}
        grd2 : lstate[DOORS] = {UNLOCKED}
        grd3 : phase = movingup
        grd4 : p = E
        grd5 : l = E
        grd6 : button = UP
        grd7 : door_open = {a  $\mapsto$  b | a  $\in$  1 .. 3  $\wedge$  b  $\in$  DOORS  $\rightarrow$  {FALSE}}
        grd8 : door_closed = {a  $\mapsto$  b | a  $\in$  1 .. 3  $\wedge$  b  $\in$  DOORS  $\rightarrow$  {FALSE}}
        grd9 :  $\forall x \cdot x \in 1 .. 3 \Rightarrow \textit{handle}(x) = \textit{DOWN}$ 
    then
        act1 : phase := movingdown
        act2 : p := E
        act3 : l := R
        act4 : button := DOWN
    end
Event PD4  $\hat{=}$ 
extends PD4
    when
        grd1 : dstate[DOORS] = {OPEN}
        grd2 : phase = movingup
        grd3 : p = R
        grd4 : button = UP
        grd6 :  $\forall x \cdot x \in 1 .. 3 \Rightarrow \textit{handle}(x) = \textit{DOWN}$ 
    then
        act1 : phase := movingdown
        act2 : p := E
        act3 : button := DOWN
        act4 : i := R
        act5 : l := R
    end
Event PD5  $\hat{=}$ 
extends PD5

```

```

when

  grd1 : dstate[DOORS] = {CLOSED}
  grd2 : phase = movingup
  grd3 : p = R
  grd4 : button = UP
  grd5 : lstate[DOORS] = {UNLOCKED}
  grd6 : door_open = {a ↦ b | a ∈ 1 .. 3 ∧ b ∈ DOORS → {FALSE}}
  grd7 : door_closed = {a ↦ b | a ∈ 1 .. 3 ∧ b ∈ DOORS → {FALSE}}
  grd8 : ∀x.x ∈ 1 .. 3 ⇒ handle(x) = DOWN

then

  act1 : phase := movingdown
  act2 : button := DOWN
  act3 : i := R
  act4 : l := R

end

Event retracting_gears ≐
extends retracting_gears

  when

    grd1 : dstate[DOORS] = {OPEN}
    grd2 : gstate[GEARS] = {EXTENDED}
    grd3 : p = R
    grd6 : gear_extended = {a ↦ b | a ∈ 1 .. 3 ∧ b ∈ GEARS → {TRUE}}
    grd7 : gear_retracted = {a ↦ b | a ∈ 1 .. 3 ∧ b ∈ GEARS → {FALSE}}
    grd8 : gear_shock_absorber = {a ↦ b | a ∈ 1 .. 3 ∧ b = ground}
    grd9 : ∀x.x ∈ 1 .. 3 ⇒ handle(x) = button
    grd5 : SGCylinder = {a ↦ b | a ∈ GEARS × CYLINDER ∧ b = MOVING}

  then

    act1 : gstate := {a ↦ b | a ∈ GEARS ∧ b = RETRACTING}
    act2 : gear_extended := 1 .. 3 → (GEARS → {FALSE})
    act3 : gear_shock_absorber := {a ↦ b | a ∈ 1 .. 3 ∧ b = flight}

  end

Event retraction ≐
extends retraction

  when

    grd1 : dstate[DOORS] = {OPEN}
    grd2 : gstate[GEARS] = {RETRACTING}
    grd4 : gear_extended = {a ↦ b | a ∈ 1 .. 3 ∧ b ∈ GEARS → {FALSE}}
    grd5 : gear_retracted = {a ↦ b | a ∈ 1 .. 3 ∧ b ∈ GEARS → {FALSE}}
    grd6 : gear_shock_absorber = {a ↦ b | a ∈ 1 .. 3 ∧ b = flight}
    grd7 : ∀x.x ∈ 1 .. 3 ⇒ handle(x) = button
    grd3 : SGCylinder = {a ↦ b | a ∈ GEARS × CYLINDER ∧ b = STOP}

  then

    act1 : gstate := {a ↦ b | a ∈ GEARS ∧ b = RETRACTED}
    act2 : gear_retracted := 1 .. 3 → (GEARS → {TRUE})

  end

Event extending_gears ≐
extends extending_gears

```

```

when

  grd1 :  $dstate[DOORS] = \{OPEN\}$ 
  grd2 :  $gstate[GEARS] = \{RETRACTED\}$ 
  grd3 :  $p = E$ 
  grd5 :  $gear\_retracted = \{a \mapsto b \mid a \in 1..3 \wedge b \in GEARS \rightarrow \{TRUE\}\}$ 
  grd6 :  $gear\_extended = \{a \mapsto b \mid a \in 1..3 \wedge b \in GEARS \rightarrow \{FALSE\}\}$ 
  grd7 :  $gear\_shock\_absorber = \{a \mapsto b \mid a \in 1..3 \wedge b = flight\}$ 
  grd8 :  $\forall x \cdot x \in 1..3 \Rightarrow handle(x) = button$ 
  grd4 :  $SGCylinder = \{a \mapsto b \mid a \in GEARS \times CYLINDER \wedge b = MOVING\}$ 

then

  act1 :  $gstate := \{a \mapsto b \mid a \in GEARS \wedge b = EXTENDING\}$ 
  act2 :  $gear\_retracted := 1..3 \rightarrow (GEARS \rightarrow \{FALSE\})$ 

end

Event extension  $\hat{=}$ 
extends extension

  when

    grd1 :  $dstate[DOORS] = \{OPEN\}$ 
    grd2 :  $gstate[GEARS] = \{EXTENDING\}$ 
    grd4 :  $gear\_retracted = \{a \mapsto b \mid a \in 1..3 \wedge b \in GEARS \rightarrow \{FALSE\}\}$ 
    grd5 :  $gear\_extended = \{a \mapsto b \mid a \in 1..3 \wedge b \in GEARS \rightarrow \{FALSE\}\}$ 
    grd6 :  $gear\_shock\_absorber = \{a \mapsto b \mid a \in 1..3 \wedge b = flight\}$ 
    grd7 :  $\forall x \cdot x \in 1..3 \Rightarrow handle(x) = button$ 
    grd3 :  $SGCylinder = \{a \mapsto b \mid a \in GEARS \times CYLINDER \wedge b = STOP\}$ 

  then

    act1 :  $gstate := \{a \mapsto b \mid a \in GEARS \wedge b = EXTENDED\}$ 
    act2 :  $gear\_extended := 1..3 \rightarrow (GEARS \rightarrow \{TRUE\})$ 
    act3 :  $gear\_shock\_absorber := \{a \mapsto b \mid a \in 1..3 \wedge b = ground\}$ 

  end

Event HPD1  $\hat{=}$ 
extends HPD1

  when

  then

    grd3 :  $\forall x \cdot x \in 1..3 \Rightarrow handle(x) = UP$ 

  end

  act2 :  $handle := 1..3 \rightarrow \{DOWN\}$ 

end

Event HPU1  $\hat{=}$ 
extends HPU1

  when

  then

    grd3 :  $\forall x \cdot x \in 1..3 \Rightarrow handle(x) = DOWN$ 

  end

  act2 :  $handle := 1..3 \rightarrow \{UP\}$ 

end

Event Analogical_switch_closed  $\hat{=}$ 
extends Analogical_switch_closed

any

```



```

    in in port
where
    grd1 : in = general_EV
    grd2 :  $\forall x \cdot x \in 1..3 \Rightarrow (\text{handle}(x) = UP \vee \text{handle}(x) = DOWN)$ 
then
    act3 : analogical_switch :  $\in 1..3 \rightarrow \{\text{closed}\}$ 
    act4 : A_Switch_Out := TRUE
end
Event Analogical_switch_open  $\hat{=}$ 
extends Analogical_switch_open
any
    in in port
where
    grd1 : in = general_EV
    grd2 :  $\forall x \cdot x \in 1..3 \Rightarrow (\text{handle}(x) = UP \vee \text{handle}(x) = DOWN)$ 
then
    act3 : analogical_switch :  $\in 1..3 \rightarrow \{\text{open}\}$ 
    act4 : A_Switch_Out := FALSE
end
Event Circuit_pressurized_OK  $\hat{=}$ 
extends Circuit_pressurized_OK
when
    grd1 : general_EV_Hout = Hin
then
    act9 : circuit_pressurized :  $\in 1..3 \rightarrow \{\text{TRUE}\}$ 
end
Event Circuit_pressurized_notOK  $\hat{=}$ 
extends Circuit_pressurized_notOK
when
    grd1 : general_EV_Hout = 0
then
    act9 : circuit_pressurized :  $\in 1..3 \rightarrow \{\text{FALSE}\}$ 
end
Event Computing_Module_1.2  $\hat{=}$ 
extends Computing_Module_1.2
when
    grd1 : state = computing
then
    act1 : general_EV := general_EV_func(handle  $\mapsto$  analogical_switch  $\mapsto$ 
gear_extended  $\mapsto$  gear_retracted  $\mapsto$  gear_shock_absorber  $\mapsto$  door_open  $\mapsto$ 
door_closed  $\mapsto$  circuit_pressurized)
    act2 : close_EV := close_EV_func(handle  $\mapsto$  analogical_switch  $\mapsto$ 
gear_extended  $\mapsto$  gear_retracted  $\mapsto$  gear_shock_absorber  $\mapsto$  door_open  $\mapsto$ 
door_closed  $\mapsto$  circuit_pressurized)

```

```

    act3 : retract_EV := retract_EV_func(handle  $\mapsto$  analogical_switch  $\mapsto$ 
gear_extended  $\mapsto$  gear_retracted  $\mapsto$  gear_shock_absorber  $\mapsto$  door_open  $\mapsto$ 
door_closed  $\mapsto$  circuit_pressurized)
    act4 : extend_EV := extend_EV_func(handle  $\mapsto$  analogical_switch  $\mapsto$ 
gear_extended  $\mapsto$  gear_retracted  $\mapsto$  gear_shock_absorber  $\mapsto$  door_open  $\mapsto$ 
door_closed  $\mapsto$  circuit_pressurized)
    act5 : open_EV := open_EV_func(handle  $\mapsto$  analogical_switch  $\mapsto$ 
gear_extended  $\mapsto$  gear_retracted  $\mapsto$  gear_shock_absorber  $\mapsto$  door_open  $\mapsto$ 
door_closed  $\mapsto$  circuit_pressurized)
    act6 : gears_locked_down := gears_locked_down_func(handle  $\mapsto$ 
analogical_switch  $\mapsto$  gear_extended  $\mapsto$  gear_retracted  $\mapsto$ 
gear_shock_absorber  $\mapsto$  door_open  $\mapsto$  door_closed  $\mapsto$  circuit_pressurized)
    act7 : gears_man := gears_man_func(handle  $\mapsto$  analogical_switch  $\mapsto$ 
gear_extended  $\mapsto$  gear_retracted  $\mapsto$  gear_shock_absorber  $\mapsto$  door_open  $\mapsto$ 
door_closed  $\mapsto$  circuit_pressurized)
    act8 : anomaly := anomaly_func(handle  $\mapsto$  analogical_switch  $\mapsto$ 
gear_extended  $\mapsto$  gear_retracted  $\mapsto$  gear_shock_absorber  $\mapsto$  door_open  $\mapsto$ 
door_closed  $\mapsto$  circuit_pressurized)
    act9 : state := electroValve
end
Event Update_Hout  $\hat{=}$ 
    Assign the value of Hout
extends Update_Hout
when
then
    grd1 : state = electroValve
act1 : general_EV_Hout :  $|((general\_EV = TRUE \wedge general\_EV\_Hout' = Hin) \vee$ 
 $(general\_EV = FALSE \wedge general\_EV\_Hout' = 0)$ 
 $\vee (A\_Switch\_Out = TRUE \wedge general\_EV\_Hout' = Hin) \vee$ 
 $(A\_Switch\_Out = FALSE \wedge general\_EV\_Hout' = 0))$ 
    pass the current value of hydraulic input port (Hin) to hydraulic output port
    (Hout)
act2 : close_EV_Hout :  $|((close\_EV = TRUE \wedge close\_EV\_Hout' = Hin) \vee$ 
 $(close\_EV = FALSE \wedge close\_EV\_Hout' = 0))$ 
act3 : open_EV_Hout :  $|((open\_EV = TRUE \wedge open\_EV\_Hout' = Hin) \vee$ 
 $(open\_EV = FALSE \wedge open\_EV\_Hout' = 0))$ 
act4 : extend_EV_Hout :  $|((extend\_EV = TRUE \wedge extend\_EV\_Hout' =$ 
 $Hin) \vee (extend\_EV = FALSE \wedge extend\_EV\_Hout' = 0))$ 
act5 : retract_EV_Hout :  $|((retract\_EV = TRUE \wedge retract\_EV\_Hout' =$ 
 $Hin) \vee (retract\_EV = FALSE \wedge retract\_EV\_Hout' = 0))$ 
act6 : state := cylinder
end
Event CylinderMovingOrStop  $\hat{=}$ 
    Cylinder Moving or Stop according to the out-
    put of hydraulic circuit
extends CylinderMovingOrStop
when
then
    grd1 : state = cylinder

```

```

act1 : SGCylinder : |((SGCylinder' = {a ↦ b | a ∈ GEARS ×
{GCYF, GCYR, GCYL} ∧ b = MOVING} ∧ extend_EV_Hout = Hin) ∨
(SGCylinder' = {a ↦ b | a ∈ GEARS × {GCYF, GCYR, GCYL} ∧ b =
STOP} ∧ extend_EV_Hout = 0) ∨
(SGCylinder' = {a ↦ b | a ∈ GEARS × {GCYF, GCYR, GCYL} ∧ b =
MOVING} ∧ retract_EV_Hout = Hin) ∨
(SGCylinder' = {a ↦ b | a ∈ GEARS × {GCYF, GCYR, GCYL} ∧ b =
STOP} ∧ retract_EV_Hout = 0))
act2 : SDCylinder : |((SDCylinder' = {a ↦ b | a ∈ DOORS ×
{DCYF, DCYR, DCYL} ∧ b = MOVING} ∧ open_EV_Hout = Hin) ∨
(SDCylinder' = {a ↦ b | a ∈ DOORS × {DCYF, DCYR, DCYL} ∧
b = STOP} ∧ open_EV_Hout = 0) ∨
(SDCylinder' = {a ↦ b | a ∈ DOORS × {DCYF, DCYR, DCYL} ∧
b = MOVING} ∧ close_EV_Hout = Hin) ∨
(SDCylinder' = {a ↦ b | a ∈ DOORS × {DCYF, DCYR, DCYL} ∧
b = STOP} ∧ close_EV_Hout = 0))
act3 : state := computing

```

**end**

**Event** *Failure\_Detection\_Generic\_Monitoring*  $\hat{=}$

**extends** *Failure\_Detection*

**when**

```

    grd1 : ( $\forall x, y, z \cdot x \in 1..3 \wedge y \in 1..3 \wedge z \in 1..3 \wedge x \neq y \wedge y \neq z \wedge x \neq z \Rightarrow$ 
      ( $handle(x) \neq handle(y) \wedge handle(y) \neq handle(z) \wedge handle(x) \neq$ 
         $handle(z)$ ))
       $\vee$ 
      ( $\forall x, y, z \cdot x \in 1..3 \wedge y \in 1..3 \wedge z \in 1..3 \wedge x \neq y \wedge y \neq z \wedge x \neq z \Rightarrow$ 
        ( $analogical\_switch(x) \neq analogical\_switch(y) \wedge analogical\_switch(y) \neq$ 
           $analogical\_switch(z) \wedge analogical\_switch(x) \neq analogical\_switch(z)$ ))
       $\vee$ 
      ( $\forall x, y, z \cdot x \in 1..3 \wedge y \in 1..3 \wedge z \in 1..3 \wedge x \neq y \wedge y \neq z \wedge x \neq z \Rightarrow$ 
        ( $gear\_extended(x) \neq gear\_extended(y) \wedge gear\_extended(y) \neq$ 
           $gear\_extended(z) \wedge gear\_extended(x) \neq gear\_extended(z)$ ))
       $\vee$ 
      ( $\forall x, y, z \cdot x \in 1..3 \wedge y \in 1..3 \wedge z \in 1..3 \wedge x \neq y \wedge y \neq z \wedge x \neq z \Rightarrow$ 
        ( $gear\_retracted(x) \neq gear\_retracted(y) \wedge gear\_retracted(y) \neq$ 
           $gear\_retracted(z) \wedge gear\_retracted(x) \neq gear\_retracted(z)$ ))
       $\vee$ 
      ( $\forall x, y, z \cdot x \in 1..3 \wedge y \in 1..3 \wedge z \in 1..3 \wedge x \neq y \wedge y \neq z \wedge x \neq z \Rightarrow$ 
        ( $gear\_shock\_absorber(x) \neq gear\_shock\_absorber(y) \wedge$ 
           $gear\_shock\_absorber(y) \neq gear\_shock\_absorber(z) \wedge gear\_shock\_absorber(x) \neq$ 
           $gear\_shock\_absorber(z)$ ))
       $\vee$ 
      ( $\forall x, y, z \cdot x \in 1..3 \wedge y \in 1..3 \wedge z \in 1..3 \wedge x \neq y \wedge y \neq z \wedge x \neq z \Rightarrow$ 
        ( $door\_open(x) \neq door\_open(y) \wedge door\_open(y) \neq door\_open(z) \wedge$ 
           $door\_open(x) \neq door\_open(z)$ ))
       $\vee$ 
      ( $\forall x, y, z \cdot x \in 1..3 \wedge y \in 1..3 \wedge z \in 1..3 \wedge x \neq y \wedge y \neq z \wedge x \neq z \Rightarrow$ 
        ( $door\_closed(x) \neq door\_closed(y) \wedge door\_closed(y) \neq door\_closed(z) \wedge$ 
           $door\_closed(x) \neq door\_closed(z)$ ))
       $\vee$ 
      ( $\forall x, y, z \cdot x \in 1..3 \wedge y \in 1..3 \wedge z \in 1..3 \wedge x \neq y \wedge y \neq z \wedge x \neq z \Rightarrow$ 
        ( $circuit\_pressurized(x) \neq circuit\_pressurized(y) \wedge$ 
           $circuit\_pressurized(y) \neq circuit\_pressurized(z) \wedge circuit\_pressurized(x) \neq$ 
           $circuit\_pressurized(z)$ ))
      Generic Monitoring using all sensors
    then
      act1 : anomaly := TRUE
    end
  Event Failure_Detection_Analogical_Switch  $\hat{=}$ 
  extends Failure_Detection
  when
    grd1 :  $analogical\_switch = \{a \mapsto b \mid a \in 1..3 \wedge b = open\}$ 
       $\vee$ 
       $analogical\_switch = \{a \mapsto b \mid a \in 1..3 \wedge b = closed\}$ 
      Gears motion monitoring without considering time
  then
    act1 : anomaly := TRUE
  end
  Event Failure_Detection_Pressure_Sensor  $\hat{=}$ 

```

```

extends Failure_Detection
  when
    grd1 : circuit_pressurized ≠ {a ↦ b | a ∈ 1..3 ∧ b = TRUE}
           ∨
           circuit_pressurized ≠ {a ↦ b | a ∈ 1..3 ∧ b = FALSE}
           Circuit pressurized motion monitoring without considering time
  then
    act1 : anomaly := TRUE
  end
Event Failure_Detection_Doors ≐
extends Failure_Detection
  when
    grd1 : door_closed ≠ {a ↦ b | a ∈ 1..3 ∧ b ∈ DOORS → {FALSE}}
           ∨
           door_open ≠ {a ↦ b | a ∈ 1..3 ∧ b ∈ DOORS → {TRUE}}
           ∨
           door_open ≠ {a ↦ b | a ∈ 1..3 ∧ b ∈ DOORS → {FALSE}}
           ∨
           door_closed ≠ {a ↦ b | a ∈ 1..3 ∧ b ∈ DOORS → {TRUE}}
           Doors motion monitoring without considering time
  then
    act1 : anomaly := TRUE
  end
Event Failure_Detection_Gears ≐
extends Failure_Detection
  when
    grd1 : gear_retracted ≠ {a ↦ b | a ∈ 1..3 ∧ b ∈ GEARS → {FALSE}}
           ∨
           gear_retracted ≠ {a ↦ b | a ∈ 1..3 ∧ b ∈ GEARS → {TRUE}}
           ∨
           gear_extended ≠ {a ↦ b | a ∈ 1..3 ∧ b ∈ GEARS → {FALSE}}
           ∨
           gear_extended ≠ {a ↦ b | a ∈ 1..3 ∧ b ∈ GEARS → {TRUE}}
           Gears motion monitoring without considering time
  then
    act1 : anomaly := TRUE
  end
END

```

## J M8

An Event-B Specification of M8  
 Creation Date: 27Jan2014 @ 10:44:59 AM

**MACHINE** M8  
 Timing Requirements.

**REFINES M7**  
**SEES C1**  
**VARIABLES**

*dstate*  
*lstate*  
*phase*  
*button*  
*p*  
*l*  
*i*  
*gstate*  
*handle*  
*analogical\_switch*  
*gear\_extended*  
*gear\_retracted*  
*gear\_shock\_absorber*  
*door\_closed*  
*door\_open*  
*circuit\_pressurized*  
*general\_EV*  
*close\_EV*  
*retract\_EV*  
*extend\_EV*  
*open\_EV*  
*gears\_locked\_down*  
*gears\_man*  
*anomaly*  
*general\_EV\_func*  
*close\_EV\_func*  
*retract\_EV\_func*  
*extend\_EV\_func*  
*open\_EV\_func*  
*gears\_locked\_down\_func*  
*gears\_man\_func*  
*anomaly\_func*  
*general\_EV\_Hout*  
*close\_EV\_Hout*  
*retract\_EV\_Hout*  
*extend\_EV\_Hout*  
*open\_EV\_Hout*  
*SDCylinder* State of Door Cylinder  
*SGCylinder* State of Gear Cylinder  
*A\_Switch\_Out* State of Gear Cylinder

*state*  
*time* current time  
*at* a future event activation set.  
*index* To take a function to index different sets for event activation set  
*handleUp\_interval* To keep an update time duration after handle up  
*handleDown\_interval* To keep an update time duration after handle down

## INVARIANTS

*inv1* :  $time \in \mathbb{N}$   
 current updating time  
*inv2* :  $at \subseteq \mathbb{N} \times \mathbb{N}$   
 a set of times for activating event  
*inv3* :  $ran(at) \neq \emptyset \Rightarrow time \leq \min(ran(at))$   
 if activation is a non empty set then the current time will  
 be less than or equal to the minimum of activation set.  
*inv4* :  $index \in \mathbb{N}$   
 an index for event activation set to store multiple identical values  
*inv5* :  $handleUp\_interval \in \mathbb{N}$   
 time interval after handle up  
*inv6* :  $handleDown\_interval \in \mathbb{N}$   
 time interval after handle down

## EVENTS

### Initialisation

*extended*

**begin**

*act1* :  $button := DOWN$   
*act2* :  $phase := haltdown$   
*act3* :  $dstate : |(dstate' \in DOORS \rightarrow SDOORS \wedge dstate' = \{a \mapsto b | a \in DOORS \wedge b = CLOSED\})$   
 missing elements of the invariant  
*act4* :  $lstate := \{a \mapsto b | a \in DOORS \wedge b = LOCKED\}$   
*act5* :  $p := R$   
*act6* :  $l := R$   
*act7* :  $i := R$   
*act8* :  $gstate : |(gstate' \in GEARS \rightarrow SGEARS \wedge gstate' = \{a \mapsto b | a \in GEARS \wedge b = EXTENDED\})$   
*act14* :  $handle : \in 1..3 \rightarrow \{DOWN\}$   
*act15* :  $analogical\_switch : \in 1..3 \rightarrow \{open\}$   
*act16* :  $gear\_extended : \in 1..3 \rightarrow (GEARS \rightarrow \{TRUE\})$   
*act17* :  $gear\_retracted : \in 1..3 \rightarrow (GEARS \rightarrow \{FALSE\})$   
*act18* :  $gear\_shock\_absorber : \in 1..3 \rightarrow \{ground\}$   
*act19* :  $door\_closed : \in 1..3 \rightarrow (DOORS \rightarrow \{TRUE\})$   
*act20* :  $door\_open : \in 1..3 \rightarrow (DOORS \rightarrow \{FALSE\})$   
*act21* :  $circuit\_pressurized : \in 1..3 \rightarrow \{FALSE\}$   
*act22* :  $general\_EV := FALSE$   
*act23* :  $close\_EV := TRUE$   
*act24* :  $retract\_EV := FALSE$   
*act25* :  $extend\_EV := TRUE$   
*act27* :  $open\_EV := FALSE$

```

act28 : gears_locked_down := TRUE
act29 : gears_man := FALSE
act30 : anomaly := FALSE
act31 : general_EV_func :∈ (1..3 → POSITIONS) × (1..3 → A_Switch) ×
(1..3 → (GEARS → BOOL)) × (1..3 → (GEARS → BOOL)) × (1..3 →
GEAR_ABSORBER) × (1..3 → (DOORS → BOOL)) × (1..3 → (DOORS →
BOOL)) × (1..3 → BOOL) → BOOL
act32 : close_EV_func :∈ (1..3 → POSITIONS) × (1..3 → A_Switch) ×
(1..3 → (GEARS → BOOL)) × (1..3 → (GEARS → BOOL)) × (1..3 →
GEAR_ABSORBER) × (1..3 → (DOORS → BOOL)) × (1..3 → (DOORS →
BOOL)) × (1..3 → BOOL) → BOOL
act33 : retract_EV_func :∈ (1..3 → POSITIONS) × (1..3 → A_Switch) ×
(1..3 → (GEARS → BOOL)) × (1..3 → (GEARS → BOOL)) × (1..3 →
GEAR_ABSORBER) × (1..3 → (DOORS → BOOL)) × (1..3 → (DOORS →
BOOL)) × (1..3 → BOOL) → BOOL
act34 : extend_EV_func :∈ (1..3 → POSITIONS) × (1..3 → A_Switch) ×
(1..3 → (GEARS → BOOL)) × (1..3 → (GEARS → BOOL)) × (1..3 →
GEAR_ABSORBER) × (1..3 → (DOORS → BOOL)) × (1..3 → (DOORS →
BOOL)) × (1..3 → BOOL) → BOOL
act35 : open_EV_func :∈ (1..3 → POSITIONS) × (1..3 → A_Switch) ×
(1..3 → (GEARS → BOOL)) × (1..3 → (GEARS → BOOL)) × (1..3 →
GEAR_ABSORBER) × (1..3 → (DOORS → BOOL)) × (1..3 → (DOORS →
BOOL)) × (1..3 → BOOL) → BOOL
act36 : gears_locked_down_func :∈ (1..3 → POSITIONS) × (1..3 →
A_Switch) × (1..3 → (GEARS → BOOL)) × (1..3 → (GEARS → BOOL)) ×
(1..3 → GEAR_ABSORBER) × (1..3 → (DOORS → BOOL)) × (1..3 →
(DOORS → BOOL)) × (1..3 → BOOL) → BOOL
act37 : gears_man_func :∈ (1..3 → POSITIONS) × (1..3 → A_Switch) ×
(1..3 → (GEARS → BOOL)) × (1..3 → (GEARS → BOOL)) × (1..3 →
GEAR_ABSORBER) × (1..3 → (DOORS → BOOL)) × (1..3 → (DOORS →
BOOL)) × (1..3 → BOOL) → BOOL
act38 : anomaly_func :∈ (1..3 → POSITIONS) × (1..3 → A_Switch) ×
(1..3 → (GEARS → BOOL)) × (1..3 → (GEARS → BOOL)) × (1..3 →
GEAR_ABSORBER) × (1..3 → (DOORS → BOOL)) × (1..3 → (DOORS →
BOOL)) × (1..3 → BOOL) → BOOL
act39 : A_Switch_Out := FALSE
act40 : close_EV_Hout := 0
act41 : retract_EV_Hout := 0
act42 : extend_EV_Hout := 0
act43 : open_EV_Hout := 0
act44 : general_EV_Hout := 0
act45 : SDCylinder :∈ DOORS × {DCYF, DCYR, DCYL} → {STOP}
act46 : SGCylinder :∈ GEARS × {GCYF, GCYR, GCYL} → {STOP}
act26 : state := computing
act47 : at := ∅
act48 : time := 0
act49 : index := 0
act50 : handleUp_interval := 0
act51 : handleDown_interval := 0

```

**end**



**Event** *opening\_doors\_DOWN*  $\hat{=}$   
**extends** *opening\_doors\_DOWN*

**when**

grd1 : *dstate*[*DOORS*] = {*CLOSED*}  
grd5 : *lstate*[*DOORS*] = {*UNLOCKED*}  
grd7 : *phase* = *movingdown*  
grd8 : *p* = *R*  
grd9 : *l* = *R*  
grd10 : *door\_open* = {*a*  $\mapsto$  *b* | *a*  $\in$  1 .. 3  $\wedge$  *b*  $\in$  *DOORS*  $\rightarrow$  {*FALSE*}}  
grd11 : *door\_closed* = {*a*  $\mapsto$  *b* | *a*  $\in$  1 .. 3  $\wedge$  *b*  $\in$  *DOORS*  $\rightarrow$  {*FALSE*}}  
grd12 :  $\forall x \cdot x \in 1 .. 3 \Rightarrow \textit{handle}(x) = \textit{button}$   
grd3 : *SDCylinder* = {*a*  $\mapsto$  *b* | *a*  $\in$  *DOORS*  $\times$  *CYLINDER*  $\wedge$  *b* = *MOVING*}  
grd13 : *anomaly* = *FALSE*

**then**

act1 : *dstate* := {*a*  $\mapsto$  *b* | *a*  $\in$  *DOORS*  $\wedge$  *b* = *OPEN*}  
act2 : *p* := *E*  
act3 : *door\_open* :  $\in$  1 .. 3  $\rightarrow$  (*DOORS*  $\rightarrow$  {*TRUE*})  
act4 : *at* := *at*  $\cup$  {(*index* + 1)  $\mapsto$  (*time* + 100)}  
minimal interval for door open to gear extension  
act5 : *index* := *index* + 1

**end**

**Event** *opening\_doors\_UP*  $\hat{=}$   
**extends** *opening\_doors\_UP*

**when**

grd1 : *dstate*[*DOORS*] = {*CLOSED*}  
grd4 : *lstate*[*DOORS*] = {*UNLOCKED*}  
grd5 : *phase* = *movingup*  
grd6 : *p* = *E*  
grd7 : *l* = *E*  
grd8 : *door\_open* = {*a*  $\mapsto$  *b* | *a*  $\in$  1 .. 3  $\wedge$  *b*  $\in$  *DOORS*  $\rightarrow$  {*FALSE*}}  
grd9 : *door\_closed* = {*a*  $\mapsto$  *b* | *a*  $\in$  1 .. 3  $\wedge$  *b*  $\in$  *DOORS*  $\rightarrow$  {*FALSE*}}  
grd10 :  $\forall x \cdot x \in 1 .. 3 \Rightarrow \textit{handle}(x) = \textit{button}$   
grd3 : *SDCylinder* = {*a*  $\mapsto$  *b* | *a*  $\in$  *DOORS*  $\times$  *CYLINDER*  $\wedge$  *b* = *MOVING*}  
grd11 : *anomaly* = *FALSE*

**then**

act1 : *dstate* := {*a*  $\mapsto$  *b* | *a*  $\in$  *DOORS*  $\wedge$  *b* = *OPEN*}  
act2 : *p* := *R*  
act3 : *door\_open* :  $\in$  1 .. 3  $\rightarrow$  (*DOORS*  $\rightarrow$  {*TRUE*})  
act4 : *at* := *at*  $\cup$  {(*index* + 1)  $\mapsto$  (*time* + 100)}  
minimal interval for door open to gear retraction  
act5 : *index* := *index* + 1

**end**

**Event** *closing\_doors\_UP*  $\hat{=}$   
**extends** *closing\_doors\_UP*

**any**

**where** <sup>*f*</sup>

grd1 : *dstate*[*DOORS*] = {*OPEN*}

```

    grd3 :  $f \in DOORS \rightarrow SDOORS$ 
    grd4 :  $\forall e \cdot e \in DOORS \Rightarrow f(e) = CLOSED$ 
    grd5 :  $phase = movingup$ 
    grd6 :  $p = R$ 
    grd7 :  $gstate[GEARs] = \{RETRACTED\}$ 
    grd8 :  $\forall x \cdot x \in 1..3 \Rightarrow handle(x) = button$ 
    grd9 :  $anomaly = FALSE$ 
  then
    act1 :  $dstate := f$ 
  end
Event closing_doors_DOWN  $\hat{=}$ 
extends closing_doors_DOWN
  any
  where
     $f$ 
    grd1 :  $dstate[DOORS] = \{OPEN\}$ 
    grd3 :  $f \in DOORS \rightarrow SDOORS$ 
    grd4 :  $\forall e \cdot e \in DOORS \Rightarrow f(e) = CLOSED$ 
    grd5 :  $phase = movingdown$ 
    grd6 :  $p = E$ 
    grd7 :  $gstate[GEARs] = \{EXTENDED\}$ 
    grd8 :  $\forall x \cdot x \in 1..3 \Rightarrow handle(x) = button$ 
    grd9 :  $anomaly = FALSE$ 
  then
    act1 :  $dstate := f$ 
  end
Event unlocking_UP  $\hat{=}$ 
extends unlocking_UP
  when
    grd3 :  $lstate[DOORS] = \{LOCKED\}$ 
    grd4 :  $phase = movingup$ 
    grd5 :  $l = E$ 
    grd6 :  $p = E$ 
    grd7 :  $i = E$ 
    grd8 :  $door\_open = \{a \mapsto b \mid a \in 1..3 \wedge b \in DOORS \rightarrow \{FALSE\}\}$ 
    grd9 :  $door\_closed = \{a \mapsto b \mid a \in 1..3 \wedge b \in DOORS \rightarrow \{TRUE\}\}$ 
    grd10 :  $\forall x \cdot x \in 1..3 \Rightarrow handle(x) = button$ 
    grd11 :  $anomaly = FALSE$ 
  then
    act1 :  $lstate := \{a \mapsto b \mid a \in DOORS \wedge b = UNLOCKED\}$ 
    act2 :  $door\_closed := \{a \mapsto b \mid a \in 1..3 \rightarrow (DOORS \rightarrow \{FALSE\})\}$ 
  end
Event locking_UP  $\hat{=}$ 
extends locking_UP
  when
    grd3 :  $dstate[DOORS] = \{CLOSED\}$ 

```

```

grd4 : phase = movingup
grd5 : lstate[DOORS] = {UNLOCKED}
grd6 : p = R
grd7 : l = E
grd9 : door_open = {a  $\mapsto$  b | a  $\in$  1 .. 3  $\wedge$  b  $\in$  DOORS  $\rightarrow$  {FALSE}}
grd10 : door_closed = {a  $\mapsto$  b | a  $\in$  1 .. 3  $\wedge$  b  $\in$  DOORS  $\rightarrow$  {FALSE}}
grd11 :  $\forall x \cdot x \in 1 .. 3 \Rightarrow \textit{handle}(x) = \textit{button}$ 
grd8 : SDCylinder = {a  $\mapsto$  b | a  $\in$  DOORS  $\times$  CYLINDER  $\wedge$  b = STOP}
grd12 : anomaly = FALSE
then

act1 : lstate := {a  $\mapsto$  b | a  $\in$  DOORS  $\wedge$  b = LOCKED}
act3 : phase := haltup
act4 : l := R
      added by D Mery
act44 : door_closed := 1 .. 3  $\rightarrow$  (DOORS  $\rightarrow$  {TRUE})
act5 : at := at  $\cup$  {(index + 1)  $\mapsto$  (time + 100)}
      minimal interval for door closed to gear extension/retraction
act6 : index := index + 1
end
Event unlocking_DOWN  $\hat{=}$ 
extends unlocking_DOWN
when

grd3 : lstate[DOORS] = {LOCKED}
grd4 : phase = movingdown
grd5 : l = R
grd6 : p = R
grd7 : i = R
grd8 : door_open = {a  $\mapsto$  b | a  $\in$  1 .. 3  $\wedge$  b  $\in$  DOORS  $\rightarrow$  {FALSE}}
grd9 : door_closed = {a  $\mapsto$  b | a  $\in$  1 .. 3  $\wedge$  b  $\in$  DOORS  $\rightarrow$  {TRUE}}
grd10 :  $\forall x \cdot x \in 1 .. 3 \Rightarrow \textit{handle}(x) = \textit{button}$ 
grd11 : anomaly = FALSE
then

act1 : lstate := {a  $\mapsto$  b | a  $\in$  DOORS  $\wedge$  b = UNLOCKED}
act2 : door_closed := 1 .. 3  $\rightarrow$  (DOORS  $\rightarrow$  {FALSE})
end
Event locking_DOWN  $\hat{=}$ 
extends locking_DOWN
when

grd1 : dstate[DOORS] = {CLOSED}
grd2 : phase = movingdown
grd3 : lstate[DOORS] = {UNLOCKED}
grd4 : p = E
grd5 : l = R
grd7 : door_open = {a  $\mapsto$  b | a  $\in$  1 .. 3  $\wedge$  b  $\in$  DOORS  $\rightarrow$  {FALSE}}
grd8 : door_closed = {a  $\mapsto$  b | a  $\in$  1 .. 3  $\wedge$  b  $\in$  DOORS  $\rightarrow$  {FALSE}}
grd9 :  $\forall x \cdot x \in 1 .. 3 \Rightarrow \textit{handle}(x) = \textit{button}$ 
grd6 : SDCylinder = {a  $\mapsto$  b | a  $\in$  DOORS  $\times$  CYLINDER  $\wedge$  b = STOP}
grd10 : anomaly = FALSE

```

```

then

act1 : lstate := {a ↦ b | a ∈ DOORS ∧ b = LOCKED}
act3 : phase := haltdown
act4 : l := E
act5 : door_closed : ∈ 1 .. 3 → (DOORS → {TRUE})
act6 : at := at ∪ {(index + 1) ↦ (time + 100)}
      minimal interval for door closed to extension/retraction
act7 : index := index + 1
end

Event PD1 ≐
extends PD1
when

grd1 : button = UP
grd2 : phase = haltup
grd3 : ∀x.x ∈ 1 .. 3 ⇒ handle(x) = DOWN
then

act1 : phase := movingdown
act2 : button := DOWN
act3 : l := R
act4 : p := R
act5 : i := R
end

Event PUI ≐
extends PUI
when

grd1 : button = DOWN
grd2 : phase = haltdown
grd3 : ∀x.x ∈ 1 .. 3 ⇒ handle(x) = UP
then

act1 : phase := movingup
act2 : button := UP
act3 : l := E
act4 : p := E
act5 : i := E
end

Event PU2 ≐
extends PU2
when

grd1 : l = R
grd2 : p = R
grd3 : phase = movingdown
grd4 : button = DOWN
grd5 : i = R
grd6 : lstate[DOORS] = {LOCKED}
grd7 : door_open = {a ↦ b | a ∈ 1 .. 3 ∧ b ∈ DOORS → {FALSE}}
grd8 : door_closed = {a ↦ b | a ∈ 1 .. 3 ∧ b ∈ DOORS → {TRUE}}
grd9 : ∀x.x ∈ 1 .. 3 ⇒ handle(x) = UP

```

```

then

    act1 : phase := movingup
    act4 : button := UP
    act5 : l := E
    act6 : p := E
    act7 : i := R
end
Event CompletePU2  $\hat{=}$ 
extends CompletePU2
when

    grd1 : phase = movingup
    grd2 : button = UP
    grd3 : l = E
    grd4 : p = E
    grd5 : i = R
then

    act1 : phase := haltup
end
Event PU3  $\hat{=}$ 
extends PU3
when

    grd1 : dstate[DOORS] = {CLOSED}
    grd2 : lstate[DOORS] = {UNLOCKED}
    grd3 : phase = movingdown
    grd4 : p = R
    grd5 : l = R
    grd6 : button = DOWN
    grd7 : door_open = {a  $\mapsto$  b | a  $\in$  1..3  $\wedge$  b  $\in$  DOORS  $\rightarrow$  {FALSE}}
    grd8 : door_closed = {a  $\mapsto$  b | a  $\in$  1..3  $\wedge$  b  $\in$  DOORS  $\rightarrow$  {FALSE}}
    grd9 :  $\forall x \cdot x \in 1..3 \Rightarrow \text{handle}(x) = \text{UP}$ 
then

    act1 : phase := movingup
    act2 : p := R
    act3 : l := E
    act4 : button := UP
end
Event PU4  $\hat{=}$ 
extends PU4
when

    grd1 : dstate[DOORS] = {OPEN}
    grd2 : phase = movingdown
    grd3 : p = E
    grd4 : button = DOWN
    grd7 :  $\forall x \cdot x \in 1..3 \Rightarrow \text{handle}(x) = \text{UP}$ 
then

    act1 : phase := movingup
    act2 : p := R

```

```

        act3 : button := UP
        act4 : i := E
        act5 : l := E
    end
Event PU5  $\hat{=}$ 
extends PU5
    when

        grd1 : dstate[DOORS] = {CLOSED}
        grd2 : phase = movingdown
        grd3 : p = E
        grd4 : button = DOWN
        grd5 : lstate[DOORS] = {UNLOCKED}
        grd6 : door_open = {a  $\mapsto$  b | a  $\in$  1 .. 3  $\wedge$  b  $\in$  DOORS  $\rightarrow$  {FALSE}}
        grd7 : door_closed = {a  $\mapsto$  b | a  $\in$  1 .. 3  $\wedge$  b  $\in$  DOORS  $\rightarrow$  {FALSE}}
        grd8 :  $\forall x \cdot x \in 1 .. 3 \Rightarrow \textit{handle}(x) = \textit{UP}$ 

    then

        act1 : phase := movingup
        act3 : button := UP
        act4 : i := E
        act5 : l := E
    end
Event PD2  $\hat{=}$ 
extends PD2
    when

        grd1 : l = E
        grd2 : p = E
        grd3 : phase = movingup
        grd4 : i = E
        grd5 : lstate[DOORS] = {LOCKED}
        grd6 :  $\forall x \cdot x \in 1 .. 3 \Rightarrow \textit{handle}(x) = \textit{DOWN}$ 

    then

        act1 : phase := movingdown
        act2 : button := DOWN
        act3 : l := R
        act4 : p := R
        act5 : i := E
    end
Event CompletePD2  $\hat{=}$ 
extends CompletePD2
    when

        grd1 : phase = movingdown
        grd2 : button = DOWN
        grd3 : l = R
        grd4 : p = R
        grd5 : i = E

    then

        act1 : phase := haltedown

```

```

    end
Event PD3  $\hat{=}$ 
extends PD3
    when

        grd1 : dstate[DOORS] = {CLOSED}
        grd2 : lstate[DOORS] = {UNLOCKED}
        grd3 : phase = movingup
        grd4 : p = E
        grd5 : l = E
        grd6 : button = UP
        grd7 : door_open = {a  $\mapsto$  b | a  $\in$  1..3  $\wedge$  b  $\in$  DOORS  $\rightarrow$  {FALSE}}
        grd8 : door_closed = {a  $\mapsto$  b | a  $\in$  1..3  $\wedge$  b  $\in$  DOORS  $\rightarrow$  {FALSE}}
        grd9 :  $\forall x \cdot x \in 1..3 \Rightarrow$  handle(x) = DOWN

    then

        act1 : phase := movingdown
        act2 : p := E
        act3 : l := R
        act4 : button := DOWN

    end
Event PD4  $\hat{=}$ 
extends PD4
    when

        grd1 : dstate[DOORS] = {OPEN}
        grd2 : phase = movingup
        grd3 : p = R
        grd4 : button = UP
        grd6 :  $\forall x \cdot x \in 1..3 \Rightarrow$  handle(x) = DOWN

    then

        act1 : phase := movingdown
        act2 : p := E
        act3 : button := DOWN
        act4 : i := R
        act5 : l := R

    end
Event PD5  $\hat{=}$ 
extends PD5
    when

        grd1 : dstate[DOORS] = {CLOSED}
        grd2 : phase = movingup
        grd3 : p = R
        grd4 : button = UP
        grd5 : lstate[DOORS] = {UNLOCKED}
        grd6 : door_open = {a  $\mapsto$  b | a  $\in$  1..3  $\wedge$  b  $\in$  DOORS  $\rightarrow$  {FALSE}}
        grd7 : door_closed = {a  $\mapsto$  b | a  $\in$  1..3  $\wedge$  b  $\in$  DOORS  $\rightarrow$  {FALSE}}
        grd8 :  $\forall x \cdot x \in 1..3 \Rightarrow$  handle(x) = DOWN

    then

        act1 : phase := movingdown

```

```

        act2 : button := DOWN
        act3 : i := R
        act4 : l := R
    end
Event retracting_gears  $\hat{=}$ 
extends retracting_gears
    any

        ind
    where

        grd1 : dstate[DOORS] = {OPEN}
        grd2 : gstate[GEARs] = {EXTENDED}
        grd3 : p = R
        grd6 : gear_extended = {a  $\mapsto$  b | a  $\in$  1..3  $\wedge$  b  $\in$  GEARs  $\rightarrow$  {TRUE}}
        grd7 : gear_retracted = {a  $\mapsto$  b | a  $\in$  1..3  $\wedge$  b  $\in$  GEARs  $\rightarrow$  {FALSE}}
        grd8 : gear_shock_absorber = {a  $\mapsto$  b | a  $\in$  1..3  $\wedge$  b = ground}
        grd9 :  $\forall x \cdot x \in 1..3 \Rightarrow \text{handle}(x) = \text{button}$ 
        grd5 : SGCylinder = {a  $\mapsto$  b | a  $\in$  GEARs  $\times$  CYLINDER  $\wedge$  b = MOVING}
        grd10 : at  $\neq$   $\emptyset$ 
        grd11 : time  $\in$  ran(at)
        grd12 : ind  $\in$  dom(at)  $\wedge$  ind  $\mapsto$  time  $\in$  at

    then

        act1 : gstate := {a  $\mapsto$  b | a  $\in$  GEARs  $\wedge$  b = RETRACTING}
        act2 : gear_extended : $\in$  1..3  $\rightarrow$  (GEARs  $\rightarrow$  {FALSE})
        act3 : gear_shock_absorber := {a  $\mapsto$  b | a  $\in$  1..3  $\wedge$  b = flight}
        act4 : at := at  $\setminus$  {ind  $\mapsto$  time}

    end
Event retraction  $\hat{=}$ 
extends retraction
    when

        grd1 : dstate[DOORS] = {OPEN}
        grd2 : gstate[GEARs] = {RETRACTING}
        grd4 : gear_extended = {a  $\mapsto$  b | a  $\in$  1..3  $\wedge$  b  $\in$  GEARs  $\rightarrow$  {FALSE}}
        grd5 : gear_retracted = {a  $\mapsto$  b | a  $\in$  1..3  $\wedge$  b  $\in$  GEARs  $\rightarrow$  {FALSE}}
        grd6 : gear_shock_absorber = {a  $\mapsto$  b | a  $\in$  1..3  $\wedge$  b = flight}
        grd7 :  $\forall x \cdot x \in 1..3 \Rightarrow \text{handle}(x) = \text{button}$ 
        grd3 : SGCylinder = {a  $\mapsto$  b | a  $\in$  GEARs  $\times$  CYLINDER  $\wedge$  b = STOP}

    then

        act1 : gstate := {a  $\mapsto$  b | a  $\in$  GEARs  $\wedge$  b = RETRACTED}
        act2 : gear_retracted : $\in$  1..3  $\rightarrow$  (GEARs  $\rightarrow$  {TRUE})

    end
Event extending_gears  $\hat{=}$ 
extends extending_gears
    any

        ind
    where

        grd1 : dstate[DOORS] = {OPEN}

```



```

grd2 : gstate[GEARs] = {RETRACTED}
grd3 : p = E
grd5 : gear_retracted = {a ↦ b | a ∈ 1 .. 3 ∧ b ∈ GEARs → {TRUE}}
grd6 : gear_extended = {a ↦ b | a ∈ 1 .. 3 ∧ b ∈ GEARs → {FALSE}}
grd7 : gear_shock_absorber = {a ↦ b | a ∈ 1 .. 3 ∧ b = flight}
grd8 : ∀x · x ∈ 1 .. 3 ⇒ handle(x) = button
grd4 : SGCylinder = {a ↦ b | a ∈ GEARs × CYLINDER ∧ b = MOVING}
grd9 : at ≠ ∅
grd10 : time ∈ ran(at)
grd11 : ind ∈ dom(at) ∧ ind ↦ time ∈ at

then

act1 : gstate := {a ↦ b | a ∈ GEARs ∧ b = EXTENDING}
act2 : gear_retracted :∈ 1 .. 3 → (GEARs → {FALSE})
act3 : at := at \ {ind ↦ time}

end
Event extension ≐
extends extension
when

grd1 : dstate[DOORS] = {OPEN}
grd2 : gstate[GEARs] = {EXTENDING}
grd4 : gear_retracted = {a ↦ b | a ∈ 1 .. 3 ∧ b ∈ GEARs → {FALSE}}
grd5 : gear_extended = {a ↦ b | a ∈ 1 .. 3 ∧ b ∈ GEARs → {FALSE}}
grd6 : gear_shock_absorber = {a ↦ b | a ∈ 1 .. 3 ∧ b = flight}
grd7 : ∀x · x ∈ 1 .. 3 ⇒ handle(x) = button
grd3 : SGCylinder = {a ↦ b | a ∈ GEARs × CYLINDER ∧ b = STOP}

then

act1 : gstate := {a ↦ b | a ∈ GEARs ∧ b = EXTENDED}
act2 : gear_extended :∈ 1 .. 3 → (GEARs → {TRUE})
act3 : gear_shock_absorber := {a ↦ b | a ∈ 1 .. 3 ∧ b = ground}

end
Event HPD1 ≐
extends HPD1
when

then

grd3 : ∀x · x ∈ 1 .. 3 ⇒ handle(x) = UP

act2 : handle :∈ 1 .. 3 → {DOWN}
act3 : at := at ∪ {(index + 1) ↦ (time + 160)}
        analogical switch is seen open 160ms after handle position has changed
act4 : handleDown_interval := time + 40000
        add a new time interval (current time + handle not changed interval)
        in the event activation set
act5 : handleUp_interval := 0
        update the handle up interval as 0
act6 : index := index + 1
        update the current index value

end
Event HPU1 ≐

```

```

extends HPUI
  when

  then   grd3 :  $\forall x \cdot x \in 1..3 \Rightarrow \text{handle}(x) = \text{DOWN}$ 

  act2 : handle :  $\in 1..3 \rightarrow \{\text{UP}\}$ 
  act3 : at := at  $\cup \{(index + 1) \mapsto (time + 160)\}$ 
         analogical switch is seen open 160ms after handle position has changed
  act4 : handleUp_interval := time + 40000
         add a new time interval (current time + handle not changed interval)
         in the event activation set
  act5 : handleDown_interval := 0
         update the handle down interval as 0
  act6 : index := index + 1
         update the current index value

  end

Event Analogical_switch_closed  $\hat{=}$ 
extends Analogical_switch_closed
  any

  in in port
  ind
  where

  grd1 : in = general_EV
  grd2 :  $\forall x \cdot x \in 1..3 \Rightarrow (\text{handle}(x) = \text{UP} \vee \text{handle}(x) = \text{DOWN})$ 
  grd3 : at  $\neq \emptyset$ 
  grd4 : time  $\in \text{ran}(at)$ 
  grd5 : ind  $\in \text{dom}(at) \wedge ind \mapsto time \in at$ 

  then

  act3 : analogical_switch :  $\in 1..3 \rightarrow \{\text{closed}\}$ 
  act4 : A_Switch_Out := TRUE
  act5 : at := (at  $\cup \{(index + 1) \mapsto (time + 1200)\}$ )  $\setminus \{ind \mapsto time\}$ 
         from closed to open 1.2 sec.
  act6 : index := index + 1

  end

Event Analogical_switch_open  $\hat{=}$ 
extends Analogical_switch_open
  any

  in in port
  ind
  where

  grd1 : in = general_EV
  grd2 :  $\forall x \cdot x \in 1..3 \Rightarrow (\text{handle}(x) = \text{UP} \vee \text{handle}(x) = \text{DOWN})$ 
  grd3 : at  $\neq \emptyset$ 
  grd4 : time  $\in \text{ran}(at)$ 
  grd5 : ind  $\in \text{dom}(at) \wedge ind \mapsto time \in at$ 

  then

  act3 : analogical_switch :  $\in 1..3 \rightarrow \{\text{open}\}$ 
  act4 : A_Switch_Out := FALSE

```

```

act5 : at := (at ∪ {(index + 1) ↦ (time + 800)}) \ {ind ↦ time}
      from open to closed .8 sec.
act6 : index := index + 1
end
Event Circuit_pressurized_OK ≐
extends Circuit_pressurized_OK
  when

  then   grd1 : general_EV_Hout = Hin

  end   act9 : circuit_pressurized : ∈ 1 .. 3 → {TRUE}

Event Circuit_pressurized_notOK ≐
extends Circuit_pressurized_notOK
  when

  then   grd1 : general_EV_Hout = 0

  end   act9 : circuit_pressurized : ∈ 1 .. 3 → {FALSE}

Event Computing_Module_1_2 ≐
extends Computing_Module_1_2
  when

  then   grd1 : state = computing

  act1 : general_EV := general_EV_func(handle ↦ analogical_switch ↦
    gear_extended ↦ gear_retracted ↦ gear_shock_absorber ↦ door_open ↦
    door_closed ↦ circuit_pressurized)
  act2 : close_EV := close_EV_func(handle ↦ analogical_switch ↦
    gear_extended ↦ gear_retracted ↦ gear_shock_absorber ↦ door_open ↦
    door_closed ↦ circuit_pressurized)
  act3 : retract_EV := retract_EV_func(handle ↦ analogical_switch ↦
    gear_extended ↦ gear_retracted ↦ gear_shock_absorber ↦ door_open ↦
    door_closed ↦ circuit_pressurized)
  act4 : extend_EV := extend_EV_func(handle ↦ analogical_switch ↦
    gear_extended ↦ gear_retracted ↦ gear_shock_absorber ↦ door_open ↦
    door_closed ↦ circuit_pressurized)
  act5 : open_EV := open_EV_func(handle ↦ analogical_switch ↦
    gear_extended ↦ gear_retracted ↦ gear_shock_absorber ↦ door_open ↦
    door_closed ↦ circuit_pressurized)
  act6 : gears_locked_down := gears_locked_down_func(handle ↦
    analogical_switch ↦ gear_extended ↦ gear_retracted ↦
    gear_shock_absorber ↦ door_open ↦ door_closed ↦ circuit_pressurized)
  act7 : gears_man := gears_man_func(handle ↦ analogical_switch ↦
    gear_extended ↦ gear_retracted ↦ gear_shock_absorber ↦ door_open ↦
    door_closed ↦ circuit_pressurized)
  act8 : anomaly := anomaly_func(handle ↦ analogical_switch ↦
    gear_extended ↦ gear_retracted ↦ gear_shock_absorber ↦ door_open ↦
    door_closed ↦ circuit_pressurized)
  act9 : state := electroValve

```

```

end
Event Update_Hout  $\hat{=}$ 
    Assign the value of Hout
extends Update_Hout
    when
        then
            grd1 : state = electroValve
            act1 : general_EV_Hout :  $\{((\textit{general\_EV} = \textit{TRUE} \wedge \textit{general\_EV\_Hout}' = \textit{Hin}) \vee (\textit{general\_EV} = \textit{FALSE} \wedge \textit{general\_EV\_Hout}' = 0)) \vee (\textit{A\_Switch\_Out} = \textit{TRUE} \wedge \textit{general\_EV\_Hout}' = \textit{Hin}) \vee (\textit{A\_Switch\_Out} = \textit{FALSE} \wedge \textit{general\_EV\_Hout}' = 0)\}$ 
                pass the current value of hydraulic input port (Hin) to hydraulic output port (Hout)
            act2 : close_EV_Hout :  $\{((\textit{close\_EV} = \textit{TRUE} \wedge \textit{close\_EV\_Hout}' = \textit{Hin}) \vee (\textit{close\_EV} = \textit{FALSE} \wedge \textit{close\_EV\_Hout}' = 0))\}$ 
            act3 : open_EV_Hout :  $\{((\textit{open\_EV} = \textit{TRUE} \wedge \textit{open\_EV\_Hout}' = \textit{Hin}) \vee (\textit{open\_EV} = \textit{FALSE} \wedge \textit{open\_EV\_Hout}' = 0))\}$ 
            act4 : extend_EV_Hout :  $\{((\textit{extend\_EV} = \textit{TRUE} \wedge \textit{extend\_EV\_Hout}' = \textit{Hin}) \vee (\textit{extend\_EV} = \textit{FALSE} \wedge \textit{extend\_EV\_Hout}' = 0))\}$ 
            act5 : retract_EV_Hout :  $\{((\textit{retract\_EV} = \textit{TRUE} \wedge \textit{retract\_EV\_Hout}' = \textit{Hin}) \vee (\textit{retract\_EV} = \textit{FALSE} \wedge \textit{retract\_EV\_Hout}' = 0))\}$ 
            act6 : state := cylinder
            act7 : at := at  $\cup$ 
                 $\{(index + 1) \mapsto (time + 2000)\} \cup$ 
                 $\{(index + 2) \mapsto (time + 10000)\} \cup$ 
                 $\{(index + 3) \mapsto (time + 500)\} \cup$ 
                 $\{(index + 4) \mapsto (time + 2000)\} \cup$ 
                 $\{(index + 5) \mapsto (time + 500)\} \cup$ 
                 $\{(index + 6) \mapsto (time + 2000)\} \cup$ 
                 $\{(index + 7) \mapsto (time + 500)\} \cup$ 
                 $\{(index + 8) \mapsto (time + 10000)\} \cup$ 
                 $\{(index + 9) \mapsto (time + 500)\} \cup$ 
                 $\{(index + 10) \mapsto (time + 10000)\}$ 
                general EV 2 (time is given in comments in sec. while in model these are in
            ms.)
            general EV 10
            opening EV 0.5
            opening EV 2
            closure EV 0.5
            closure EV 2
            retraction EV 0.5
            retraction EV 10
            extension 0.5
            extension 10
            act8 : index := index + 10
        end
Event CylinderMovingOrStop  $\hat{=}$ 
    Cylinder Moving or Stop according to the out-
    put of hydraulic circuit
extends CylinderMovingOrStop

```

```

when
  then   grd1 : state = cylinder

  act1 : SGCylinder : |((SGCylinder' = {a ↦ b|a ∈ GEARS ×
    {GCYF, GCYR, GCYL} ∧ b = MOVING} ∧ extend_EV_Hout = Hin) ∨
    (SGCylinder' = {a ↦ b|a ∈ GEARS × {GCYF, GCYR, GCYL} ∧ b =
    STOP} ∧ extend_EV_Hout = 0) ∨
    (SGCylinder' = {a ↦ b|a ∈ GEARS × {GCYF, GCYR, GCYL} ∧ b =
    MOVING} ∧ retract_EV_Hout = Hin) ∨
    (SGCylinder' = {a ↦ b|a ∈ GEARS × {GCYF, GCYR, GCYL} ∧ b =
    STOP} ∧ retract_EV_Hout = 0))
  act2 : SDCylinder : |((SDCylinder' = {a ↦ b|a ∈ DOORS ×
    {DCYF, DCYR, DCYL} ∧ b = MOVING} ∧ open_EV_Hout = Hin) ∨
    (SDCylinder' = {a ↦ b|a ∈ DOORS × {DCYF, DCYR, DCYL} ∧
    b = STOP} ∧ open_EV_Hout = 0) ∨
    (SDCylinder' = {a ↦ b|a ∈ DOORS × {DCYF, DCYR, DCYL} ∧
    b = MOVING} ∧ close_EV_Hout = Hin) ∨
    (SDCylinder' = {a ↦ b|a ∈ DOORS × {DCYF, DCYR, DCYL} ∧
    b = STOP} ∧ close_EV_Hout = 0))
  act3 : state := computing
  end
Event Failure_Detection_Generic_Monitoring ≐
extends Failure_Detection_Generic_Monitoring
  when

```

$$\begin{aligned}
& \text{grd1} : (\forall x, y, z \cdot x \in 1..3 \wedge y \in 1..3 \wedge z \in 1..3 \wedge x \neq y \wedge y \neq z \wedge x \neq z \Rightarrow \\
& \quad (\text{handle}(x) \neq \text{handle}(y) \wedge \text{handle}(y) \neq \text{handle}(z) \wedge \text{handle}(x) \neq \\
& \quad \text{handle}(z))) \\
& \quad \vee \\
& \quad (\forall x, y, z \cdot x \in 1..3 \wedge y \in 1..3 \wedge z \in 1..3 \wedge x \neq y \wedge y \neq z \wedge x \neq z \Rightarrow \\
& \quad (\text{analogical\_switch}(x) \neq \text{analogical\_switch}(y) \wedge \text{analogical\_switch}(y) \neq \\
& \quad \text{analogical\_switch}(z) \wedge \text{analogical\_switch}(x) \neq \text{analogical\_switch}(z))) \\
& \quad \vee \\
& \quad (\forall x, y, z \cdot x \in 1..3 \wedge y \in 1..3 \wedge z \in 1..3 \wedge x \neq y \wedge y \neq z \wedge x \neq z \Rightarrow \\
& \quad (\text{gear\_extended}(x) \neq \text{gear\_extended}(y) \wedge \text{gear\_extended}(y) \neq \\
& \quad \text{gear\_extended}(z) \wedge \text{gear\_extended}(x) \neq \text{gear\_extended}(z))) \\
& \quad \vee \\
& \quad (\forall x, y, z \cdot x \in 1..3 \wedge y \in 1..3 \wedge z \in 1..3 \wedge x \neq y \wedge y \neq z \wedge x \neq z \Rightarrow \\
& \quad (\text{gear\_retracted}(x) \neq \text{gear\_retracted}(y) \wedge \text{gear\_retracted}(y) \neq \\
& \quad \text{gear\_retracted}(z) \wedge \text{gear\_retracted}(x) \neq \text{gear\_retracted}(z))) \\
& \quad \vee \\
& \quad (\forall x, y, z \cdot x \in 1..3 \wedge y \in 1..3 \wedge z \in 1..3 \wedge x \neq y \wedge y \neq z \wedge x \neq z \Rightarrow \\
& \quad (\text{gear\_shock\_absorber}(x) \neq \text{gear\_shock\_absorber}(y) \wedge \\
& \quad \text{gear\_shock\_absorber}(y) \neq \text{gear\_shock\_absorber}(z) \wedge \text{gear\_shock\_absorber}(x) \neq \\
& \quad \text{gear\_shock\_absorber}(z))) \\
& \quad \vee \\
& \quad (\forall x, y, z \cdot x \in 1..3 \wedge y \in 1..3 \wedge z \in 1..3 \wedge x \neq y \wedge y \neq z \wedge x \neq z \Rightarrow \\
& \quad (\text{door\_open}(x) \neq \text{door\_open}(y) \wedge \text{door\_open}(y) \neq \text{door\_open}(z) \wedge \\
& \quad \text{door\_open}(x) \neq \text{door\_open}(z))) \\
& \quad \vee \\
& \quad (\forall x, y, z \cdot x \in 1..3 \wedge y \in 1..3 \wedge z \in 1..3 \wedge x \neq y \wedge y \neq z \wedge x \neq z \Rightarrow \\
& \quad (\text{door\_closed}(x) \neq \text{door\_closed}(y) \wedge \text{door\_closed}(y) \neq \text{door\_closed}(z) \wedge \\
& \quad \text{door\_closed}(x) \neq \text{door\_closed}(z))) \\
& \quad \vee \\
& \quad (\forall x, y, z \cdot x \in 1..3 \wedge y \in 1..3 \wedge z \in 1..3 \wedge x \neq y \wedge y \neq z \wedge x \neq z \Rightarrow \\
& \quad (\text{circuit\_pressurized}(x) \neq \text{circuit\_pressurized}(y) \wedge \\
& \quad \text{circuit\_pressurized}(y) \neq \text{circuit\_pressurized}(z) \wedge \text{circuit\_pressurized}(x) \neq \\
& \quad \text{circuit\_pressurized}(z)))
\end{aligned}$$

Generic Monitoring using all sensors

**then**

*act1* : *anomaly* := TRUE

**end**

**Event** *Failure\_Detection\_Analogical\_Switch*  $\hat{=}$

**extends** *Failure\_Detection\_Analogical\_Switch*

**any**

**where** *ind*

*grd1* : *analogical\_switch* = {*a*  $\mapsto$  *b* | *a*  $\in$  1..3  $\wedge$  *b* = open}

$\vee$   
*analogical\_switch* = {*a*  $\mapsto$  *b* | *a*  $\in$  1..3  $\wedge$  *b* = closed}

Gears motion monitoring without considering time

*grd2* : *at*  $\neq$   $\emptyset$

*grd3* : *time*  $\in$  ran(*at*)

```

    then   grd4 :  $ind \in dom(at) \wedge ind \mapsto time \in at$ 
end
    act1 :  $anomaly := TRUE$ 
    act2 :  $at := at \setminus \{ind \mapsto time\}$ 
end
Event check_handle_delay  $\hat{=}$ 
    This event is used to set 280ms in the set "at"
    for event activation to detect anomaly
    and detect that handle is not change from last 40
    sec.
when
    grd1 :  $time = handleUp\_interval$ 
            $\vee$ 
            $time = handleDown\_interval$ 
           current time is either equal to handle up interval or equal to the handle down
    interval
then
    act1 :  $at := at \cup \{(index + 1) \mapsto (time + 280)\}$ 
           To add a new interval to the event activation set
    act3 :  $index := index + 1$ 
           update the current index value
end
Event Failure_Detection_Pressure_Sensor  $\hat{=}$ 
extends Failure_Detection_Pressure_Sensor
any
where ind
    grd1 :  $circuit\_pressurized \neq \{a \mapsto b \mid a \in 1..3 \wedge b = TRUE\}$ 
            $\vee$ 
            $circuit\_pressurized \neq \{a \mapsto b \mid a \in 1..3 \wedge b = FALSE\}$ 
           Circuit pressurized motion monitoring without considering time
    grd2 :  $at \neq \emptyset$ 
    grd3 :  $time \in ran(at)$ 
    grd4 :  $ind \in dom(at) \wedge ind \mapsto time \in at$ 
then
    act1 :  $anomaly := TRUE$ 
    act2 :  $at := at \setminus \{ind \mapsto time\}$ 
end
Event Failure_Detection_Doors  $\hat{=}$ 
extends Failure_Detection_Doors
any
where ind

```

```

    grd1 : door_closed ≠ {a ↦ b | a ∈ 1..3 ∧ b ∈ DOORS → {FALSE}}
           ∨
           door_open ≠ {a ↦ b | a ∈ 1..3 ∧ b ∈ DOORS → {TRUE}}
           ∨
           door_open ≠ {a ↦ b | a ∈ 1..3 ∧ b ∈ DOORS → {FALSE}}
           ∨
           door_closed ≠ {a ↦ b | a ∈ 1..3 ∧ b ∈ DOORS → {TRUE}}
           Doors motion monitoring without considering time
    grd2 : at ≠ ∅
    grd3 : time ∈ ran(at)
    grd4 : ind ∈ dom(at) ∧ ind ↦ time ∈ at
  then

    act1 : anomaly := TRUE
    act2 : at := at \ {ind ↦ time}
  end
Event Failure_Detection_Gears ≐
extends Failure_Detection_Gears
  any
  whereind
    grd1 : gear_retracted ≠ {a ↦ b | a ∈ 1..3 ∧ b ∈ GEARS → {FALSE}}
           ∨
           gear_retracted ≠ {a ↦ b | a ∈ 1..3 ∧ b ∈ GEARS → {TRUE}}
           ∨
           gear_extended ≠ {a ↦ b | a ∈ 1..3 ∧ b ∈ GEARS → {FALSE}}
           ∨
           gear_extended ≠ {a ↦ b | a ∈ 1..3 ∧ b ∈ GEARS → {TRUE}}
           Gears motion monitoring without considering time
    grd2 : at ≠ ∅
    grd3 : time ∈ ran(at)
    grd4 : ind ∈ dom(at) ∧ ind ↦ time ∈ at
  then

    act1 : anomaly := TRUE
    act2 : at := at \ {ind ↦ time}
  end
Event tic_tock ≐
  time progression
  any
  wheretm
    grd1 : tm ∈ ℕ
    grd2 : tm > time
           to take a new value of time in the future
    grd3 : ran(at) ≠ ∅ ⇒ tm ≤ min(ran(at))
  then

    act1 : time := tm
           assign a new value of time to the current time

```



**end**  
**END**

## **K M9**

<p style="text-align: center;"><b>An Event-B Specification of M9</b> <b>Creation Date: 27Jan2014 @ 10:44:59 AM</b></p>
--

**MACHINE** M9  
Pilot interface light implementation  
**REFINES** M8  
**SEES** C1, C2  
**VARIABLES**

*dstate*  
*lstate*  
*phase*  
*button*  
*p*  
*l*  
*i*  
*gstate*  
*handle*  
*analogical\_switch*  
*gear\_extended*  
*gear\_retracted*  
*gear\_shock\_absorber*  
*door\_closed*  
*door\_open*  
*circuit\_pressurized*  
*general\_EV*  
*close\_EV*  
*retract\_EV*  
*extend\_EV*  
*open\_EV*  
*gears\_locked\_down*  
*gears\_man*  
*anomaly*  
*general\_EV\_func*  
*close\_EV\_func*  
*retract\_EV\_func*  
*extend\_EV\_func*  
*open\_EV\_func*  
*gears\_locked\_down\_func*  
*gears\_man\_func*

*anomaly\_func*  
*general\_EV\_Hout*  
*close\_EV\_Hout*  
*retract\_EV\_Hout*  
*extend\_EV\_Hout*  
*open\_EV\_Hout*  
*SDCylinder* State of Door Cylinder  
*SGCylinder* State of Gear Cylinder  
*A\_Switch\_Out* State of Gear Cylinder  
*state*  
*time* current time  
*at* a future event activation set.  
*index* To take a function to index different sets for event activation set  
*handleUp\_interval* To keep an update time duration after handle up  
*handleDown\_interval* To keep an update time duration after handle down  
*pilot\_interface\_light* current pilot interface light

## INVARIANTS

*inv1* :  $\text{pilot\_interface\_light} \in \text{colorSet} \rightarrow \text{lightState}$   
 a function to map from colorset to light state

## EVENTS

### Initialisation

*extended*

**begin**

*act1* :  $\text{button} := \text{DOWN}$   
*act2* :  $\text{phase} := \text{haltdown}$   
*act3* :  $\text{dstate} : |(\text{dstate}' \in \text{DOORS} \rightarrow \text{SDOORS} \wedge \text{dstate}' = \{a \mapsto b | a \in \text{DOORS} \wedge b = \text{CLOSED}\})$   
 missing elements of the invariant  
*act4* :  $\text{lstate} := \{a \mapsto b | a \in \text{DOORS} \wedge b = \text{LOCKED}\}$   
*act5* :  $p := R$   
*act6* :  $l := R$   
*act7* :  $i := R$   
*act8* :  $\text{gstate} : |(\text{gstate}' \in \text{GEARS} \rightarrow \text{SGEARS} \wedge \text{gstate}' = \{a \mapsto b | a \in \text{GEARS} \wedge b = \text{EXTENDED}\})$   
*act14* :  $\text{handle} : \in 1..3 \rightarrow \{\text{DOWN}\}$   
*act15* :  $\text{analogical\_switch} : \in 1..3 \rightarrow \{\text{open}\}$   
*act16* :  $\text{gear\_extended} : \in 1..3 \rightarrow (\text{GEARS} \rightarrow \{\text{TRUE}\})$   
*act17* :  $\text{gear\_retracted} : \in 1..3 \rightarrow (\text{GEARS} \rightarrow \{\text{FALSE}\})$   
*act18* :  $\text{gear\_shock\_absorber} : \in 1..3 \rightarrow \{\text{ground}\}$   
*act19* :  $\text{door\_closed} : \in 1..3 \rightarrow (\text{DOORS} \rightarrow \{\text{TRUE}\})$   
*act20* :  $\text{door\_open} : \in 1..3 \rightarrow (\text{DOORS} \rightarrow \{\text{FALSE}\})$   
*act21* :  $\text{circuit\_pressurized} : \in 1..3 \rightarrow \{\text{FALSE}\}$   
*act22* :  $\text{general\_EV} := \text{FALSE}$   
*act23* :  $\text{close\_EV} := \text{TRUE}$   
*act24* :  $\text{retract\_EV} := \text{FALSE}$   
*act25* :  $\text{extend\_EV} := \text{TRUE}$

act27 : *open\_EV* := FALSE  
act28 : *gears\_locked\_down* := TRUE  
act29 : *gears\_man* := FALSE  
act30 : *anomaly* := FALSE  
act31 : *general\_EV\_func* :∈ (1..3 → POSITIONS) × (1..3 → A\_Switch) ×  
(1..3 → (GEARS → BOOL)) × (1..3 → (GEARS → BOOL)) × (1..3 →  
GEAR\_ABSORBER) × (1..3 → (DOORS → BOOL)) × (1..3 → (DOORS →  
BOOL)) × (1..3 → BOOL) → BOOL  
act32 : *close\_EV\_func* :∈ (1..3 → POSITIONS) × (1..3 → A\_Switch) ×  
(1..3 → (GEARS → BOOL)) × (1..3 → (GEARS → BOOL)) × (1..3 →  
GEAR\_ABSORBER) × (1..3 → (DOORS → BOOL)) × (1..3 → (DOORS →  
BOOL)) × (1..3 → BOOL) → BOOL  
act33 : *retract\_EV\_func* :∈ (1..3 → POSITIONS) × (1..3 → A\_Switch) ×  
(1..3 → (GEARS → BOOL)) × (1..3 → (GEARS → BOOL)) × (1..3 →  
GEAR\_ABSORBER) × (1..3 → (DOORS → BOOL)) × (1..3 → (DOORS →  
BOOL)) × (1..3 → BOOL) → BOOL  
act34 : *extend\_EV\_func* :∈ (1..3 → POSITIONS) × (1..3 → A\_Switch) ×  
(1..3 → (GEARS → BOOL)) × (1..3 → (GEARS → BOOL)) × (1..3 →  
GEAR\_ABSORBER) × (1..3 → (DOORS → BOOL)) × (1..3 → (DOORS →  
BOOL)) × (1..3 → BOOL) → BOOL  
act35 : *open\_EV\_func* :∈ (1..3 → POSITIONS) × (1..3 → A\_Switch) ×  
(1..3 → (GEARS → BOOL)) × (1..3 → (GEARS → BOOL)) × (1..3 →  
GEAR\_ABSORBER) × (1..3 → (DOORS → BOOL)) × (1..3 → (DOORS →  
BOOL)) × (1..3 → BOOL) → BOOL  
act36 : *gears\_locked\_down\_func* :∈ (1..3 → POSITIONS) × (1..3 →  
A\_Switch) × (1..3 → (GEARS → BOOL)) × (1..3 → (GEARS → BOOL)) ×  
(1..3 → GEAR\_ABSORBER) × (1..3 → (DOORS → BOOL)) × (1..3 →  
(DOORS → BOOL)) × (1..3 → BOOL) → BOOL  
act37 : *gears\_man\_func* :∈ (1..3 → POSITIONS) × (1..3 → A\_Switch) ×  
(1..3 → (GEARS → BOOL)) × (1..3 → (GEARS → BOOL)) × (1..3 →  
GEAR\_ABSORBER) × (1..3 → (DOORS → BOOL)) × (1..3 → (DOORS →  
BOOL)) × (1..3 → BOOL) → BOOL  
act38 : *anomaly\_func* :∈ (1..3 → POSITIONS) × (1..3 → A\_Switch) ×  
(1..3 → (GEARS → BOOL)) × (1..3 → (GEARS → BOOL)) × (1..3 →  
GEAR\_ABSORBER) × (1..3 → (DOORS → BOOL)) × (1..3 → (DOORS →  
BOOL)) × (1..3 → BOOL) → BOOL  
act39 : *A\_Switch\_Out* := FALSE  
act40 : *close\_EV\_Hout* := 0  
act41 : *retract\_EV\_Hout* := 0  
act42 : *extend\_EV\_Hout* := 0  
act43 : *open\_EV\_Hout* := 0  
act44 : *general\_EV\_Hout* := 0  
act45 : *SDCylinder* :∈ DOORS × {DCYF, DCYR, DCYL} → {STOP}  
act46 : *SGCylinder* :∈ GEARS × {GCYF, GCYR, GCYL} → {STOP}  
act26 : *state* := computing  
act47 : *at* := ∅  
act48 : *time* := 0  
act49 : *index* := 0  
act50 : *handleUp\_interval* := 0  
act51 : *handleDown\_interval* := 0

```

    act52 : pilot_interface_light := {Green  $\mapsto$  Off, Orange  $\mapsto$  Off, Red  $\mapsto$ 
Off}
end
Event opening_doors_DOWN  $\hat{=}$ 
extends opening_doors_DOWN
  when
    grd1 : dstate[DOORS] = {CLOSED}
    grd5 : lstate[DOORS] = {UNLOCKED}
    grd7 : phase = movingdown
    grd8 : p = R
    grd9 : l = R
    grd10 : door_open = {a  $\mapsto$  b | a  $\in$  1..3  $\wedge$  b  $\in$  DOORS  $\rightarrow$  {FALSE}}
    grd11 : door_closed = {a  $\mapsto$  b | a  $\in$  1..3  $\wedge$  b  $\in$  DOORS  $\rightarrow$  {FALSE}}
    grd12 :  $\forall x \cdot x \in 1..3 \Rightarrow handle(x) = button$ 
    grd3 : SDCylinder = {a  $\mapsto$  b | a  $\in$  DOORS  $\times$  CYLINDER  $\wedge$  b = MOVING}
    grd13 : anomaly = FALSE
  then
    act1 : dstate := {a  $\mapsto$  b | a  $\in$  DOORS  $\wedge$  b = OPEN}
    act2 : p := E
    act3 : door_open :  $\in$  1..3  $\rightarrow$  (DOORS  $\rightarrow$  {TRUE})
    act4 : at := at  $\cup$  {(index + 1)  $\mapsto$  (time + 100)}
      minimal interval for door open to gear extension
    act5 : index := index + 1
  end
Event opening_doors_UP  $\hat{=}$ 
extends opening_doors_UP
  when
    grd1 : dstate[DOORS] = {CLOSED}
    grd4 : lstate[DOORS] = {UNLOCKED}
    grd5 : phase = movingup
    grd6 : p = E
    grd7 : l = E
    grd8 : door_open = {a  $\mapsto$  b | a  $\in$  1..3  $\wedge$  b  $\in$  DOORS  $\rightarrow$  {FALSE}}
    grd9 : door_closed = {a  $\mapsto$  b | a  $\in$  1..3  $\wedge$  b  $\in$  DOORS  $\rightarrow$  {FALSE}}
    grd10 :  $\forall x \cdot x \in 1..3 \Rightarrow handle(x) = button$ 
    grd3 : SDCylinder = {a  $\mapsto$  b | a  $\in$  DOORS  $\times$  CYLINDER  $\wedge$  b = MOVING}
    grd11 : anomaly = FALSE
  then
    act1 : dstate := {a  $\mapsto$  b | a  $\in$  DOORS  $\wedge$  b = OPEN}
    act2 : p := R
    act3 : door_open :  $\in$  1..3  $\rightarrow$  (DOORS  $\rightarrow$  {TRUE})
    act4 : at := at  $\cup$  {(index + 1)  $\mapsto$  (time + 100)}
      minimal interval for door open to gear retraction
    act5 : index := index + 1
  end
Event closing_doors_UP  $\hat{=}$ 
extends closing_doors_UP
  any

```

```

where f
    grd1 : dstate[DOORS] = {OPEN}
    grd3 : f ∈ DOORS → SDOORS
    grd4 : ∀e·e ∈ DOORS ⇒ f(e) = CLOSED
    grd5 : phase = movingup
    grd6 : p = R
    grd7 : gstate[GEARs] = {RETRACTED}
    grd8 : ∀x·x ∈ 1 .. 3 ⇒ handle(x) = button
    grd9 : anomaly = FALSE
then
    act1 : dstate := f
end
Event closing_doors_DOWN ≐
extends closing_doors_DOWN
any
where f
    grd1 : dstate[DOORS] = {OPEN}
    grd3 : f ∈ DOORS → SDOORS
    grd4 : ∀e·e ∈ DOORS ⇒ f(e) = CLOSED
    grd5 : phase = movingdown
    grd6 : p = E
    grd7 : gstate[GEARs] = {EXTENDED}
    grd8 : ∀x·x ∈ 1 .. 3 ⇒ handle(x) = button
    grd9 : anomaly = FALSE
then
    act1 : dstate := f
end
Event unlocking_UP ≐
extends unlocking_UP
when
    grd3 : lstate[DOORS] = {LOCKED}
    grd4 : phase = movingup
    grd5 : l = E
    grd6 : p = E
    grd7 : i = E
    grd8 : door_open = {a ↦ b | a ∈ 1 .. 3 ∧ b ∈ DOORS → {FALSE}}
    grd9 : door_closed = {a ↦ b | a ∈ 1 .. 3 ∧ b ∈ DOORS → {TRUE}}
    grd10 : ∀x·x ∈ 1 .. 3 ⇒ handle(x) = button
    grd11 : anomaly = FALSE
then
    act1 : lstate := {a ↦ b | a ∈ DOORS ∧ b = UNLOCKED}
    act2 : door_closed := 1 .. 3 → (DOORS → {FALSE})
end
Event locking_UP ≐

```

**extends** *locking\_UP*

**when**

grd3 : *dstate*[DOORS] = {CLOSED}  
grd4 : *phase* = *movingup*  
grd5 : *lstate*[DOORS] = {UNLOCKED}  
grd6 : *p* = *R*  
grd7 : *l* = *E*  
grd9 : *door\_open* = {*a*  $\mapsto$  *b* | *a*  $\in$  1..3  $\wedge$  *b*  $\in$  DOORS  $\rightarrow$  {FALSE}}  
grd10 : *door\_closed* = {*a*  $\mapsto$  *b* | *a*  $\in$  1..3  $\wedge$  *b*  $\in$  DOORS  $\rightarrow$  {FALSE}}  
grd11 :  $\forall x \cdot x \in 1..3 \Rightarrow \textit{handle}(x) = \textit{button}$   
grd8 : *SDCylinder* = {*a*  $\mapsto$  *b* | *a*  $\in$  DOORS  $\times$  CYLINDER  $\wedge$  *b* = STOP}  
grd12 : *anomaly* = FALSE

**then**

act1 : *lstate* := {*a*  $\mapsto$  *b* | *a*  $\in$  DOORS  $\wedge$  *b* = LOCKED}  
act3 : *phase* := *haltup*  
act4 : *l* := *R*  
    added by D Mery  
act44 : *door\_closed* :=  $\in 1..3 \rightarrow (\textit{DOORS} \rightarrow \{\textit{TRUE}\})$   
act5 : *at* := *at*  $\cup$  {(*index* + 1)  $\mapsto$  (*time* + 100)}  
    minimal interval for door closed to gear extension/retraction  
act6 : *index* := *index* + 1

**end**

**Event** *unlocking\_DOWN*  $\hat{=}$

**extends** *unlocking\_DOWN*

**when**

grd3 : *lstate*[DOORS] = {LOCKED}  
grd4 : *phase* = *movingdown*  
grd5 : *l* = *R*  
grd6 : *p* = *R*  
grd7 : *i* = *R*  
grd8 : *door\_open* = {*a*  $\mapsto$  *b* | *a*  $\in$  1..3  $\wedge$  *b*  $\in$  DOORS  $\rightarrow$  {FALSE}}  
grd9 : *door\_closed* = {*a*  $\mapsto$  *b* | *a*  $\in$  1..3  $\wedge$  *b*  $\in$  DOORS  $\rightarrow$  {TRUE}}  
grd10 :  $\forall x \cdot x \in 1..3 \Rightarrow \textit{handle}(x) = \textit{button}$   
grd11 : *anomaly* = FALSE

**then**

act1 : *lstate* := {*a*  $\mapsto$  *b* | *a*  $\in$  DOORS  $\wedge$  *b* = UNLOCKED}  
act2 : *door\_closed* :=  $\in 1..3 \rightarrow (\textit{DOORS} \rightarrow \{\textit{FALSE}\})$

**end**

**Event** *locking\_DOWN*  $\hat{=}$

**extends** *locking\_DOWN*

**when**

grd1 : *dstate*[DOORS] = {CLOSED}  
grd2 : *phase* = *movingdown*  
grd3 : *lstate*[DOORS] = {UNLOCKED}  
grd4 : *p* = *E*  
grd5 : *l* = *R*  
grd7 : *door\_open* = {*a*  $\mapsto$  *b* | *a*  $\in$  1..3  $\wedge$  *b*  $\in$  DOORS  $\rightarrow$  {FALSE}}  
grd8 : *door\_closed* = {*a*  $\mapsto$  *b* | *a*  $\in$  1..3  $\wedge$  *b*  $\in$  DOORS  $\rightarrow$  {FALSE}}

```

    grd9 :  $\forall x \cdot x \in 1..3 \Rightarrow \text{handle}(x) = \text{button}$ 
    grd6 :  $\text{SDCylinder} = \{a \mapsto b \mid a \in \text{DOORS} \times \text{CYLINDER} \wedge b = \text{STOP}\}$ 
    grd10 :  $\text{anomaly} = \text{FALSE}$ 
  then

    act1 :  $\text{lstate} := \{a \mapsto b \mid a \in \text{DOORS} \wedge b = \text{LOCKED}\}$ 
    act3 :  $\text{phase} := \text{haltdown}$ 
    act4 :  $l := E$ 
    act5 :  $\text{door\_closed} : \in 1..3 \rightarrow (\text{DOORS} \rightarrow \{\text{TRUE}\})$ 
    act6 :  $\text{at} := \text{at} \cup \{(index + 1) \mapsto (\text{time} + 100)\}$ 
           minimal interval for door closed to extension/retraction
    act7 :  $index := index + 1$ 
  end
Event PDI  $\hat{=}$ 
extends PDI
  when

    grd1 :  $\text{button} = \text{UP}$ 
    grd2 :  $\text{phase} = \text{haltup}$ 
    grd3 :  $\forall x \cdot x \in 1..3 \Rightarrow \text{handle}(x) = \text{DOWN}$ 
  then

    act1 :  $\text{phase} := \text{movingdown}$ 
    act2 :  $\text{button} := \text{DOWN}$ 
    act3 :  $l := R$ 
    act4 :  $p := R$ 
    act5 :  $i := R$ 
  end
Event PU1  $\hat{=}$ 
extends PU1
  when

    grd1 :  $\text{button} = \text{DOWN}$ 
    grd2 :  $\text{phase} = \text{haltdown}$ 
    grd3 :  $\forall x \cdot x \in 1..3 \Rightarrow \text{handle}(x) = \text{UP}$ 
  then

    act1 :  $\text{phase} := \text{movingup}$ 
    act2 :  $\text{button} := \text{UP}$ 
    act3 :  $l := E$ 
    act4 :  $p := E$ 
    act5 :  $i := E$ 
  end
Event PU2  $\hat{=}$ 
extends PU2
  when

    grd1 :  $l = R$ 
    grd2 :  $p = R$ 
    grd3 :  $\text{phase} = \text{movingdown}$ 
    grd4 :  $\text{button} = \text{DOWN}$ 
    grd5 :  $i = R$ 
    grd6 :  $\text{lstate}[\text{DOORS}] = \{\text{LOCKED}\}$ 

```

```

    grd7 : door_open = {a ↦ b | a ∈ 1..3 ∧ b ∈ DOORS → {FALSE}}
    grd8 : door_closed = {a ↦ b | a ∈ 1..3 ∧ b ∈ DOORS → {TRUE}}
    grd9 : ∀x·x ∈ 1..3 ⇒ handle(x) = UP
  then
    act1 : phase := movingup
    act4 : button := UP
    act5 : l := E
    act6 : p := E
    act7 : i := R
  end
Event CompletePU2 ≐
extends CompletePU2
  when
    grd1 : phase = movingup
    grd2 : button = UP
    grd3 : l = E
    grd4 : p = E
    grd5 : i = R
  then
    act1 : phase := haltup
  end
Event PU3 ≐
extends PU3
  when
    grd1 : dstate[DOORS] = {CLOSED}
    grd2 : lstate[DOORS] = {UNLOCKED}
    grd3 : phase = movingdown
    grd4 : p = R
    grd5 : l = R
    grd6 : button = DOWN
    grd7 : door_open = {a ↦ b | a ∈ 1..3 ∧ b ∈ DOORS → {FALSE}}
    grd8 : door_closed = {a ↦ b | a ∈ 1..3 ∧ b ∈ DOORS → {FALSE}}
    grd9 : ∀x·x ∈ 1..3 ⇒ handle(x) = UP
  then
    act1 : phase := movingup
    act2 : p := R
    act3 : l := E
    act4 : button := UP
  end
Event PU4 ≐
extends PU4
  when
    grd1 : dstate[DOORS] = {OPEN}
    grd2 : phase = movingdown
    grd3 : p = E
    grd4 : button = DOWN
    grd7 : ∀x·x ∈ 1..3 ⇒ handle(x) = UP

```



```

then
    act1 : phase := movingup
    act2 : p := R
    act3 : button := UP
    act4 : i := E
    act5 : l := E
end
Event PU5  $\hat{=}$ 
extends PU5
when
    grd1 : dstate[DOORS] = {CLOSED}
    grd2 : phase = movingdown
    grd3 : p = E
    grd4 : button = DOWN
    grd5 : lstate[DOORS] = {UNLOCKED}
    grd6 : door_open = {a  $\mapsto$  b | a  $\in$  1 .. 3  $\wedge$  b  $\in$  DOORS  $\rightarrow$  {FALSE}}
    grd7 : door_closed = {a  $\mapsto$  b | a  $\in$  1 .. 3  $\wedge$  b  $\in$  DOORS  $\rightarrow$  {FALSE}}
    grd8 :  $\forall x \cdot x \in 1 .. 3 \Rightarrow \text{handle}(x) = \text{UP}$ 
then
    act1 : phase := movingup
    act3 : button := UP
    act4 : i := E
    act5 : l := E
end
Event PD2  $\hat{=}$ 
extends PD2
when
    grd1 : l = E
    grd2 : p = E
    grd3 : phase = movingup
    grd4 : i = E
    grd5 : lstate[DOORS] = {LOCKED}
    grd6 :  $\forall x \cdot x \in 1 .. 3 \Rightarrow \text{handle}(x) = \text{DOWN}$ 
then
    act1 : phase := movingdown
    act2 : button := DOWN
    act3 : l := R
    act4 : p := R
    act5 : i := E
end
Event CompletePD2  $\hat{=}$ 
extends CompletePD2
when
    grd1 : phase = movingdown
    grd2 : button = DOWN
    grd3 : l = R
    grd4 : p = R
    grd5 : i = E

```

```

then
    act1 : phase := haltdown
end
Event PD3  $\hat{=}$ 
extends PD3
    when
        grd1 : dstate[DOORS] = {CLOSED}
        grd2 : lstate[DOORS] = {UNLOCKED}
        grd3 : phase = movingup
        grd4 : p = E
        grd5 : l = E
        grd6 : button = UP
        grd7 : door_open = {a  $\mapsto$  b | a  $\in$  1..3  $\wedge$  b  $\in$  DOORS  $\rightarrow$  {FALSE}}
        grd8 : door_closed = {a  $\mapsto$  b | a  $\in$  1..3  $\wedge$  b  $\in$  DOORS  $\rightarrow$  {FALSE}}
        grd9 :  $\forall x \cdot x \in 1..3 \Rightarrow handle(x) = DOWN$ 
    then
        act1 : phase := movingdown
        act2 : p := E
        act3 : l := R
        act4 : button := DOWN
    end
Event PD4  $\hat{=}$ 
extends PD4
    when
        grd1 : dstate[DOORS] = {OPEN}
        grd2 : phase = movingup
        grd3 : p = R
        grd4 : button = UP
        grd6 :  $\forall x \cdot x \in 1..3 \Rightarrow handle(x) = DOWN$ 
    then
        act1 : phase := movingdown
        act2 : p := E
        act3 : button := DOWN
        act4 : i := R
        act5 : l := R
    end
Event PD5  $\hat{=}$ 
extends PD5
    when
        grd1 : dstate[DOORS] = {CLOSED}
        grd2 : phase = movingup
        grd3 : p = R
        grd4 : button = UP
        grd5 : lstate[DOORS] = {UNLOCKED}
        grd6 : door_open = {a  $\mapsto$  b | a  $\in$  1..3  $\wedge$  b  $\in$  DOORS  $\rightarrow$  {FALSE}}
        grd7 : door_closed = {a  $\mapsto$  b | a  $\in$  1..3  $\wedge$  b  $\in$  DOORS  $\rightarrow$  {FALSE}}
        grd8 :  $\forall x \cdot x \in 1..3 \Rightarrow handle(x) = DOWN$ 

```

```

then
    act1 : phase := movingdown
    act2 : button := DOWN
    act3 : i := R
    act4 : l := R
end
Event retracting_gears  $\hat{=}$ 
extends retracting_gears
any
    where ind
        grd1 : dstate[DOORS] = {OPEN}
        grd2 : gstate[GEARs] = {EXTENDED}
        grd3 : p = R
        grd6 : gear_extended = {a  $\mapsto$  b | a  $\in$  1..3  $\wedge$  b  $\in$  GEARs  $\rightarrow$  {TRUE}}
        grd7 : gear_retracted = {a  $\mapsto$  b | a  $\in$  1..3  $\wedge$  b  $\in$  GEARs  $\rightarrow$  {FALSE}}
        grd8 : gear_shock_absorber = {a  $\mapsto$  b | a  $\in$  1..3  $\wedge$  b = ground}
        grd9 :  $\forall x \cdot x \in 1..3 \Rightarrow$  handle(x) = button
        grd5 : SGCylinder = {a  $\mapsto$  b | a  $\in$  GEARs  $\times$  CYLINDER  $\wedge$  b = MOVING}
        grd10 : at  $\neq$   $\emptyset$ 
        grd11 : time  $\in$  ran(at)
        grd12 : ind  $\in$  dom(at)  $\wedge$  ind  $\mapsto$  time  $\in$  at
    then
        act1 : gstate := {a  $\mapsto$  b | a  $\in$  GEARs  $\wedge$  b = RETRACTING}
        act2 : gear_extended : $\in$  1..3  $\rightarrow$  (GEARs  $\rightarrow$  {FALSE})
        act3 : gear_shock_absorber := {a  $\mapsto$  b | a  $\in$  1..3  $\wedge$  b = flight}
        act4 : at := at  $\setminus$  {ind  $\mapsto$  time}
    end
Event retraction  $\hat{=}$ 
extends retraction
when
    grd1 : dstate[DOORS] = {OPEN}
    grd2 : gstate[GEARs] = {RETRACTING}
    grd4 : gear_extended = {a  $\mapsto$  b | a  $\in$  1..3  $\wedge$  b  $\in$  GEARs  $\rightarrow$  {FALSE}}
    grd5 : gear_retracted = {a  $\mapsto$  b | a  $\in$  1..3  $\wedge$  b  $\in$  GEARs  $\rightarrow$  {FALSE}}
    grd6 : gear_shock_absorber = {a  $\mapsto$  b | a  $\in$  1..3  $\wedge$  b = flight}
    grd7 :  $\forall x \cdot x \in 1..3 \Rightarrow$  handle(x) = button
    grd3 : SGCylinder = {a  $\mapsto$  b | a  $\in$  GEARs  $\times$  CYLINDER  $\wedge$  b = STOP}
then
    act1 : gstate := {a  $\mapsto$  b | a  $\in$  GEARs  $\wedge$  b = RETRACTED}
    act2 : gear_retracted : $\in$  1..3  $\rightarrow$  (GEARs  $\rightarrow$  {TRUE})
end
Event extending_gears  $\hat{=}$ 
extends extending_gears
any
    where ind

```

```

grd1 : dstate[DOORS] = {OPEN}
grd2 : gstate[GEARs] = {RETRACTED}
grd3 : p = E
grd5 : gear_retracted = {a ↦ b | a ∈ 1 .. 3 ∧ b ∈ GEARs → {TRUE}}
grd6 : gear_extended = {a ↦ b | a ∈ 1 .. 3 ∧ b ∈ GEARs → {FALSE}}
grd7 : gear_shock_absorber = {a ↦ b | a ∈ 1 .. 3 ∧ b = flight}
grd8 : ∀x · x ∈ 1 .. 3 ⇒ handle(x) = button
grd4 : SGCylinder = {a ↦ b | a ∈ GEARs × CYLINDER ∧ b = MOVING}
grd9 : at ≠ ∅
grd10 : time ∈ ran(at)
grd11 : ind ∈ dom(at) ∧ ind ↦ time ∈ at
then

act1 : gstate := {a ↦ b | a ∈ GEARs ∧ b = EXTENDING}
act2 : gear_retracted :∈ 1 .. 3 → (GEARs → {FALSE})
act3 : at := at \ {ind ↦ time}
end
Event extension ≐
extends extension
when

grd1 : dstate[DOORS] = {OPEN}
grd2 : gstate[GEARs] = {EXTENDING}
grd4 : gear_retracted = {a ↦ b | a ∈ 1 .. 3 ∧ b ∈ GEARs → {FALSE}}
grd5 : gear_extended = {a ↦ b | a ∈ 1 .. 3 ∧ b ∈ GEARs → {FALSE}}
grd6 : gear_shock_absorber = {a ↦ b | a ∈ 1 .. 3 ∧ b = flight}
grd7 : ∀x · x ∈ 1 .. 3 ⇒ handle(x) = button
grd3 : SGCylinder = {a ↦ b | a ∈ GEARs × CYLINDER ∧ b = STOP}
then

act1 : gstate := {a ↦ b | a ∈ GEARs ∧ b = EXTENDED}
act2 : gear_extended :∈ 1 .. 3 → (GEARs → {TRUE})
act3 : gear_shock_absorber := {a ↦ b | a ∈ 1 .. 3 ∧ b = ground}
end
Event HPD1 ≐
extends HPD1
when

then
grd3 : ∀x · x ∈ 1 .. 3 ⇒ handle(x) = UP
then

act2 : handle :∈ 1 .. 3 → {DOWN}
act3 : at := at ∪ {(index + 1) ↦ (time + 160)}
        analogical switch is seen open 160ms after handle position has changed
act4 : handleDown_interval := time + 40000
        add a new time interval (current time + handle not changed interval)
        in the event activation set
act5 : handleUp_interval := 0
        update the handle up interval as 0
act6 : index := index + 1
        update the current index value
end

```

```

Event HPUI  $\hat{=}$ 
extends HPUI
  when

  then
    grd3 :  $\forall x \cdot x \in 1..3 \Rightarrow handle(x) = DOWN$ 

    act2 : handle :  $\in 1..3 \rightarrow \{UP\}$ 
    act3 : at := at  $\cup \{(index + 1) \mapsto (time + 160)\}$ 
           analogical switch is seen open 160ms after handle position has changed
    act4 : handleUp_interval := time + 40000
           add a new time interval (current time + handle not changed interval)
           in the event activation set
    act5 : handleDown_interval := 0
           update the handle down interval as 0
    act6 : index := index + 1
           update the current index value

  end

Event Analogical_switch_closed  $\hat{=}$ 
extends Analogical_switch_closed
  any

  in in port
  ind
  where

  grd1 : in = general_EV
  grd2 :  $\forall x \cdot x \in 1..3 \Rightarrow (handle(x) = UP \vee handle(x) = DOWN)$ 
  grd3 : at  $\neq \emptyset$ 
  grd4 : time  $\in ran(at)$ 
  grd5 : ind  $\in dom(at) \wedge ind \mapsto time \in at$ 

  then

  act3 : analogical_switch :  $\in 1..3 \rightarrow \{closed\}$ 
  act4 : A_Switch_Out := TRUE
  act5 : at := (at  $\cup \{(index + 1) \mapsto (time + 1200)\}$ )  $\setminus \{ind \mapsto time\}$ 
           from closed to open 1.2 sec.
  act6 : index := index + 1

  end

Event Analogical_switch_open  $\hat{=}$ 
extends Analogical_switch_open
  any

  in in port
  ind
  where

  grd1 : in = general_EV
  grd2 :  $\forall x \cdot x \in 1..3 \Rightarrow (handle(x) = UP \vee handle(x) = DOWN)$ 
  grd3 : at  $\neq \emptyset$ 
  grd4 : time  $\in ran(at)$ 
  grd5 : ind  $\in dom(at) \wedge ind \mapsto time \in at$ 

  then

  act3 : analogical_switch :  $\in 1..3 \rightarrow \{open\}$ 
  act4 : A_Switch_Out := FALSE

```

```

act5 : at := (at ∪ {(index + 1) ↦ (time + 800)}) \ {ind ↦ time}
      from open to closed .8 sec.
act6 : index := index + 1
end
Event Circuit_pressurized_OK ≐
extends Circuit_pressurized_OK
  when

    then   grd1 : general_EV_Hout = Hin

    end

    act9 : circuit_pressurized : ∈ 1 .. 3 → {TRUE}

  end
Event Circuit_pressurized_notOK ≐
extends Circuit_pressurized_notOK
  when

    then   grd1 : general_EV_Hout = 0

    end

    act9 : circuit_pressurized : ∈ 1 .. 3 → {FALSE}

  end
Event Computing_Module_1_2 ≐
extends Computing_Module_1_2
  when

    then   grd1 : state = computing

    act1 : general_EV := general_EV_func(handle ↦ analogical_switch ↦
      gear_extended ↦ gear_retracted ↦ gear_shock_absorber ↦ door_open ↦
      door_closed ↦ circuit_pressurized)
    act2 : close_EV := close_EV_func(handle ↦ analogical_switch ↦
      gear_extended ↦ gear_retracted ↦ gear_shock_absorber ↦ door_open ↦
      door_closed ↦ circuit_pressurized)
    act3 : retract_EV := retract_EV_func(handle ↦ analogical_switch ↦
      gear_extended ↦ gear_retracted ↦ gear_shock_absorber ↦ door_open ↦
      door_closed ↦ circuit_pressurized)
    act4 : extend_EV := extend_EV_func(handle ↦ analogical_switch ↦
      gear_extended ↦ gear_retracted ↦ gear_shock_absorber ↦ door_open ↦
      door_closed ↦ circuit_pressurized)
    act5 : open_EV := open_EV_func(handle ↦ analogical_switch ↦
      gear_extended ↦ gear_retracted ↦ gear_shock_absorber ↦ door_open ↦
      door_closed ↦ circuit_pressurized)
    act6 : gears_locked_down := gears_locked_down_func(handle ↦
      analogical_switch ↦ gear_extended ↦ gear_retracted ↦
      gear_shock_absorber ↦ door_open ↦ door_closed ↦ circuit_pressurized)
    act7 : gears_man := gears_man_func(handle ↦ analogical_switch ↦
      gear_extended ↦ gear_retracted ↦ gear_shock_absorber ↦ door_open ↦
      door_closed ↦ circuit_pressurized)
    act8 : anomaly := anomaly_func(handle ↦ analogical_switch ↦
      gear_extended ↦ gear_retracted ↦ gear_shock_absorber ↦ door_open ↦
      door_closed ↦ circuit_pressurized)
    act9 : state := electroValve

```

```

end
Event Update_Hout  $\hat{=}$ 
    Assign the value of Hout
extends Update_Hout
    when
        then
            grd1 : state = electroValve
            act1 : general_EV_Hout :  $\{((\textit{general\_EV} = \textit{TRUE} \wedge \textit{general\_EV\_Hout}' = \textit{Hin}) \vee (\textit{general\_EV} = \textit{FALSE} \wedge \textit{general\_EV\_Hout}' = 0)) \vee (\textit{A\_Switch\_Out} = \textit{TRUE} \wedge \textit{general\_EV\_Hout}' = \textit{Hin}) \vee (\textit{A\_Switch\_Out} = \textit{FALSE} \wedge \textit{general\_EV\_Hout}' = 0))\}$ 
                pass the current value of hydraulic input port (Hin) to hydraulic output port (Hout)
            act2 : close_EV_Hout :  $\{((\textit{close\_EV} = \textit{TRUE} \wedge \textit{close\_EV\_Hout}' = \textit{Hin}) \vee (\textit{close\_EV} = \textit{FALSE} \wedge \textit{close\_EV\_Hout}' = 0))\}$ 
            act3 : open_EV_Hout :  $\{((\textit{open\_EV} = \textit{TRUE} \wedge \textit{open\_EV\_Hout}' = \textit{Hin}) \vee (\textit{open\_EV} = \textit{FALSE} \wedge \textit{open\_EV\_Hout}' = 0))\}$ 
            act4 : extend_EV_Hout :  $\{((\textit{extend\_EV} = \textit{TRUE} \wedge \textit{extend\_EV\_Hout}' = \textit{Hin}) \vee (\textit{extend\_EV} = \textit{FALSE} \wedge \textit{extend\_EV\_Hout}' = 0))\}$ 
            act5 : retract_EV_Hout :  $\{((\textit{retract\_EV} = \textit{TRUE} \wedge \textit{retract\_EV\_Hout}' = \textit{Hin}) \vee (\textit{retract\_EV} = \textit{FALSE} \wedge \textit{retract\_EV\_Hout}' = 0))\}$ 
            act6 : state := cylinder
            act7 : at := at  $\cup$ 
                 $\{(index + 1) \mapsto (time + 2000)\} \cup$ 
                 $\{(index + 2) \mapsto (time + 10000)\} \cup$ 
                 $\{(index + 3) \mapsto (time + 500)\} \cup$ 
                 $\{(index + 4) \mapsto (time + 2000)\} \cup$ 
                 $\{(index + 5) \mapsto (time + 500)\} \cup$ 
                 $\{(index + 6) \mapsto (time + 2000)\} \cup$ 
                 $\{(index + 7) \mapsto (time + 500)\} \cup$ 
                 $\{(index + 8) \mapsto (time + 10000)\} \cup$ 
                 $\{(index + 9) \mapsto (time + 500)\} \cup$ 
                 $\{(index + 10) \mapsto (time + 10000)\}$ 
                general EV 2 (time is given in comments in sec. while in model these are in
            ms.)
                general EV 10
                opening EV 0.5
                opening EV 2
                closure EV 0.5
                closure EV 2
                retraction EV 0.5
                retraction EV 10
                extension 0.5
                extension 10
            act8 : index := index + 10
        end
Event CylinderMovingOrStop  $\hat{=}$ 
    Cylinder Moving or Stop according to the out-
    put of hydraulic circuit
extends CylinderMovingOrStop

```

```

when
  then   grd1 : state = cylinder

  act1 : SGCylinder : |((SGCylinder' = {a ↦ b|a ∈ GEARS ×
    {GCYF, GCYR, GCYL} ∧ b = MOVING} ∧ extend_EV_Hout = Hin) ∨
    (SGCylinder' = {a ↦ b|a ∈ GEARS × {GCYF, GCYR, GCYL} ∧ b =
    STOP} ∧ extend_EV_Hout = 0) ∨
    (SGCylinder' = {a ↦ b|a ∈ GEARS × {GCYF, GCYR, GCYL} ∧ b =
    MOVING} ∧ retract_EV_Hout = Hin) ∨
    (SGCylinder' = {a ↦ b|a ∈ GEARS × {GCYF, GCYR, GCYL} ∧ b =
    STOP} ∧ retract_EV_Hout = 0))
  act2 : SDCylinder : |((SDCylinder' = {a ↦ b|a ∈ DOORS ×
    {DCYF, DCYR, DCYL} ∧ b = MOVING} ∧ open_EV_Hout = Hin) ∨
    (SDCylinder' = {a ↦ b|a ∈ DOORS × {DCYF, DCYR, DCYL} ∧
    b = STOP} ∧ open_EV_Hout = 0) ∨
    (SDCylinder' = {a ↦ b|a ∈ DOORS × {DCYF, DCYR, DCYL} ∧
    b = MOVING} ∧ close_EV_Hout = Hin) ∨
    (SDCylinder' = {a ↦ b|a ∈ DOORS × {DCYF, DCYR, DCYL} ∧
    b = STOP} ∧ close_EV_Hout = 0))
  act3 : state := computing
  end
Event Failure_Detection_Generic_Monitoring ≐
extends Failure_Detection_Generic_Monitoring
  when

```



$$\begin{aligned}
& \text{grd1} : (\forall x, y, z \cdot x \in 1..3 \wedge y \in 1..3 \wedge z \in 1..3 \wedge x \neq y \wedge y \neq z \wedge x \neq z \Rightarrow \\
& \quad (\text{handle}(x) \neq \text{handle}(y) \wedge \text{handle}(y) \neq \text{handle}(z) \wedge \text{handle}(x) \neq \\
& \quad \text{handle}(z))) \\
& \quad \vee \\
& \quad (\forall x, y, z \cdot x \in 1..3 \wedge y \in 1..3 \wedge z \in 1..3 \wedge x \neq y \wedge y \neq z \wedge x \neq z \Rightarrow \\
& \quad (\text{analogical\_switch}(x) \neq \text{analogical\_switch}(y) \wedge \text{analogical\_switch}(y) \neq \\
& \quad \text{analogical\_switch}(z) \wedge \text{analogical\_switch}(x) \neq \text{analogical\_switch}(z))) \\
& \quad \vee \\
& \quad (\forall x, y, z \cdot x \in 1..3 \wedge y \in 1..3 \wedge z \in 1..3 \wedge x \neq y \wedge y \neq z \wedge x \neq z \Rightarrow \\
& \quad (\text{gear\_extended}(x) \neq \text{gear\_extended}(y) \wedge \text{gear\_extended}(y) \neq \\
& \quad \text{gear\_extended}(z) \wedge \text{gear\_extended}(x) \neq \text{gear\_extended}(z))) \\
& \quad \vee \\
& \quad (\forall x, y, z \cdot x \in 1..3 \wedge y \in 1..3 \wedge z \in 1..3 \wedge x \neq y \wedge y \neq z \wedge x \neq z \Rightarrow \\
& \quad (\text{gear\_retracted}(x) \neq \text{gear\_retracted}(y) \wedge \text{gear\_retracted}(y) \neq \\
& \quad \text{gear\_retracted}(z) \wedge \text{gear\_retracted}(x) \neq \text{gear\_retracted}(z))) \\
& \quad \vee \\
& \quad (\forall x, y, z \cdot x \in 1..3 \wedge y \in 1..3 \wedge z \in 1..3 \wedge x \neq y \wedge y \neq z \wedge x \neq z \Rightarrow \\
& \quad (\text{gear\_shock\_absorber}(x) \neq \text{gear\_shock\_absorber}(y) \wedge \\
& \quad \text{gear\_shock\_absorber}(y) \neq \text{gear\_shock\_absorber}(z) \wedge \text{gear\_shock\_absorber}(x) \neq \\
& \quad \text{gear\_shock\_absorber}(z))) \\
& \quad \vee \\
& \quad (\forall x, y, z \cdot x \in 1..3 \wedge y \in 1..3 \wedge z \in 1..3 \wedge x \neq y \wedge y \neq z \wedge x \neq z \Rightarrow \\
& \quad (\text{door\_open}(x) \neq \text{door\_open}(y) \wedge \text{door\_open}(y) \neq \text{door\_open}(z) \wedge \\
& \quad \text{door\_open}(x) \neq \text{door\_open}(z))) \\
& \quad \vee \\
& \quad (\forall x, y, z \cdot x \in 1..3 \wedge y \in 1..3 \wedge z \in 1..3 \wedge x \neq y \wedge y \neq z \wedge x \neq z \Rightarrow \\
& \quad (\text{door\_closed}(x) \neq \text{door\_closed}(y) \wedge \text{door\_closed}(y) \neq \text{door\_closed}(z) \wedge \\
& \quad \text{door\_closed}(x) \neq \text{door\_closed}(z))) \\
& \quad \vee \\
& \quad (\forall x, y, z \cdot x \in 1..3 \wedge y \in 1..3 \wedge z \in 1..3 \wedge x \neq y \wedge y \neq z \wedge x \neq z \Rightarrow \\
& \quad (\text{circuit\_pressurized}(x) \neq \text{circuit\_pressurized}(y) \wedge \\
& \quad \text{circuit\_pressurized}(y) \neq \text{circuit\_pressurized}(z) \wedge \text{circuit\_pressurized}(x) \neq \\
& \quad \text{circuit\_pressurized}(z)))
\end{aligned}$$

Generic Monitoring using all sensors

**then**

*act1* : *anomaly* := TRUE

**end**

**Event** *Failure\_Detection\_Analogical\_Switch*  $\hat{=}$

**extends** *Failure\_Detection\_Analogical\_Switch*

**any**

**where** *ind*

*grd1* : *analogical\_switch* = {*a*  $\mapsto$  *b* | *a*  $\in$  1..3  $\wedge$  *b* = open}

$\vee$

*analogical\_switch* = {*a*  $\mapsto$  *b* | *a*  $\in$  1..3  $\wedge$  *b* = closed}

Gears motion monitoring without considering time

*grd2* : *at*  $\neq$   $\emptyset$

*grd3* : *time*  $\in$  ran(*at*)

```

    then   grd4 :  $ind \in dom(at) \wedge ind \mapsto time \in at$ 

    act1 :  $anomaly := TRUE$ 
    act2 :  $at := at \setminus \{ind \mapsto time\}$ 
  end
Event check_handle_delay  $\hat{=}$ 
    This event is used to set 280ms in the set "at"
    for event activation to detect anomaly
    and detect that handle is not change from last 40
    sec.
extends check_handle_delay
  when
    grd1 :  $time = handleUp\_interval$ 
            $\vee$ 
            $time = handleDown\_interval$ 
           current time is either equal to handle up interval or equal to the handle down
    interval
  then
    act1 :  $at := at \cup \{(index + 1) \mapsto (time + 280)\}$ 
           To add a new interval to the event activation set
    act3 :  $index := index + 1$ 
           update the current index value
  end
Event Failure_Detection_Pressure_Sensor  $\hat{=}$ 
extends Failure_Detection_Pressure_Sensor
  any
  where ind
    grd1 :  $circuit\_pressurized \neq \{a \mapsto b \mid a \in 1..3 \wedge b = TRUE\}$ 
            $\vee$ 
            $circuit\_pressurized \neq \{a \mapsto b \mid a \in 1..3 \wedge b = FALSE\}$ 
           Circuit pressurized motion monitoring without considering time
    grd2 :  $at \neq \emptyset$ 
    grd3 :  $time \in ran(at)$ 
    grd4 :  $ind \in dom(at) \wedge ind \mapsto time \in at$ 
  then
    act1 :  $anomaly := TRUE$ 
    act2 :  $at := at \setminus \{ind \mapsto time\}$ 
  end
Event Failure_Detection_Doors  $\hat{=}$ 
extends Failure_Detection_Doors
  any
  where ind

```

```

    grd1 : door_closed ≠ {a ↦ b | a ∈ 1..3 ∧ b ∈ DOORS → {FALSE}}
           ∨
           door_open ≠ {a ↦ b | a ∈ 1..3 ∧ b ∈ DOORS → {TRUE}}
           ∨
           door_open ≠ {a ↦ b | a ∈ 1..3 ∧ b ∈ DOORS → {FALSE}}
           ∨
           door_closed ≠ {a ↦ b | a ∈ 1..3 ∧ b ∈ DOORS → {TRUE}}
           Doors motion monitoring without considering time
    grd2 : at ≠ ∅
    grd3 : time ∈ ran(at)
    grd4 : ind ∈ dom(at) ∧ ind ↦ time ∈ at
  then

    act1 : anomaly := TRUE
    act2 : at := at \ {ind ↦ time}
  end
Event Failure_Detection_Gears ≐
extends Failure_Detection_Gears
  any
  whereind
    grd1 : gear_retracted ≠ {a ↦ b | a ∈ 1..3 ∧ b ∈ GEARS → {FALSE}}
           ∨
           gear_retracted ≠ {a ↦ b | a ∈ 1..3 ∧ b ∈ GEARS → {TRUE}}
           ∨
           gear_extended ≠ {a ↦ b | a ∈ 1..3 ∧ b ∈ GEARS → {FALSE}}
           ∨
           gear_extended ≠ {a ↦ b | a ∈ 1..3 ∧ b ∈ GEARS → {TRUE}}
           Gears motion monitoring without considering time
    grd2 : at ≠ ∅
    grd3 : time ∈ ran(at)
    grd4 : ind ∈ dom(at) ∧ ind ↦ time ∈ at
  then

    act1 : anomaly := TRUE
    act2 : at := at \ {ind ↦ time}
  end
Event tic_tock ≐
  time progression
extends tic_tock
  any
  wheretm
    grd1 : tm ∈ ℕ
    grd2 : tm > time
           to take a new value of time in the future
    grd3 : ran(at) ≠ ∅ ⇒ tm ≤ min(ran(at))
  then

    act1 : time := tm
           assign a new value of time to the current time

```

```

end
Event pilot_interface.Green.light.On  $\hat{=}$ 
    green light is on when gears locked
    down is true
    when
        grd1 : gears_locked_down = TRUE
            gears locked down must be true
    then
        act1 : pilot_interface.light(Green) := On
            To set on of Green light of pilot interface light
    end
Event pilot_interface.Orange.light.On  $\hat{=}$ 
    orange light is on when gears
    maneuvering is true
    when
        grd1 : gears_man = TRUE
            gears maneuvering must be true
    then
        act1 : pilot_interface.light(Orange) := On
            To set on of Orange light of pilot interface light
    end
Event pilot_interface.Red.light.On  $\hat{=}$ 
    red light is on when anomaly is de-
    tected (true)
    when
        grd1 : anomaly = TRUE
            anomaly must be true
        grd2 : pilot_interface.light(Red) = Off
    then
        act1 : pilot_interface.light(Red) := On
            To set on of Red light of pilot interface light
    end
Event pilot_interface.Green.light.Off  $\hat{=}$ 
    green light is off when gears
    locked down is false
    when
        grd1 : gears_locked_down = FALSE
            gears locked down must be false
    then
        act1 : pilot_interface.light(Green) := Off
            To set off of Green light of pilot interface light
    end
Event pilot_interface.Orange.light.Off  $\hat{=}$ 
    orange light is off when gears
    maneuvering is false

```

```

when
    grd1 : gears_man = FALSE
           gears maneuvering must be false
then
    act1 : pilot_interface_light(Orange) := Off
           To set off of Orange light of pilot interface light
end
Event pilot_interface_Red_light_Off  $\hat{=}$ 
           detected (false)
           red light is off when anomaly is
when
    grd1 : anomaly = FALSE
           anomaly must be false
    grd2 : pilot_interface_light(Red) = On
then
    act1 : pilot_interface_light(Red) := Off
           To set off of Red light of pilot interface light
end
END

```