

A list analog of Vizing's Theorem for simple graphs with triangles but no other odd cycles

Jessica McDonald*

Abstract

We prove that if G is a simple graph with no odd cycles of length 5 or longer, then G is $(\Delta + 1)$ -list-edge-colourable, where Δ is the maximum degree of G . Our method involves manipulating Galvin's proof that the list-edge-colouring conjecture holds for bipartite graphs.

1 Introduction

An *edge-colouring* of a graph G is an assignment of colours to the edges of G such that adjacent edges receive different colours. G is said to be *k -edge-colourable* if it has an edge-colouring using at most k colours. The *chromatic index* of G , denoted $\chi'(G)$, is the smallest k for which G is k -edge-colourable. It is clear that $\chi'(G) \geq \Delta$, where Δ denotes the maximum degree of G . In this paper we are primarily concerned with simple graphs, and for a simple G , Vizing's Theorem [10] tells us that $\chi'(G) \leq \Delta + 1$.

A graph G is *k -list-edge-colourable* if, given any set of lists $\{L_e : e \in E(G)\}$ with $|L_e| \geq k$ for all $e \in E(G)$, there is an edge-colouring of G such that, for every edge $e \in E(G)$, the colour assigned to e is from the list L_e . The *list chromatic index* of G , denoted $\chi'_l(G)$, is the smallest k for which G is k -list-edge-colourable. It is clear that $\chi'_l(G) \geq \chi'(G) \geq \Delta$. Our main result is the following.

Theorem 1. *If G is a simple graph without odd cycles of length 5 or longer, then $\chi'_l(G) \leq \Delta + 1$, where Δ is the maximum degree of G .*

*Department of Mathematics and Statistics, Auburn University, Auburn, AL, USA 36849, mcdonald@auburn.edu.

If G has no odd cycles at all then a result stronger than Theorem 1 is already known: Galvin’s Theorem [4] says that $\chi'_l(G) = \chi'(G)$ for all bipartite G . In fact, the famous list-edge-colouring conjecture (suggested by various authors, see e.g. [8]) asserts that $\chi'_l(G) = \chi'(G)$ for all graphs G . A simple connected graph G without odd cycles of length 5 or longer can easily be seen to have $\chi'(G) = \Delta$, unless $G = K_3$ (we will see why shortly). In this framework then, the contribution of Theorem 1 is as follows: if G is a simple graph that has triangles but no other odd cycles, then $\chi'_l(G) \leq \chi'(G) + 1$, that is, the list-edge-colouring conjecture cannot be off by more than one.

In addition to bipartite graphs, the list-edge-colouring conjecture is known to be true for some planar graphs (Ellingham and Goddyn [3], Borodin and Kostochka [2]), as well as for series-parallel graphs (Juvan, Mohar, Thomas [5]). A general bound of $\chi'_l(G) \leq \lfloor \frac{3\Delta}{2} \rfloor$ for all graphs G has been established by Borodin and Kostochka [2]. Plantholt and Tipnis [7] have results for graphs which, like those in Theorem 1, are “close” to being bipartite, albeit their notion of close is different than ours. Namely, they have results about graphs where the deletion of a single vertex makes the graph bipartite.

Our proof of Theorem 1 is a manipulation of the proof of Galvin’s Theorem. In section 2 we introduce the necessary preliminaries, including the ingredients used by Galvin. We also state in section 2 a structural characterization of graphs without odd cycles of length 5 or longer, due to Maffray [6], that we will lean on heavily. The main body of our paper, the proof of Theorem 1, is in section 3. In section 4 we discuss some roadblocks that our method encounters when trying to replace $\Delta + 1$ with Δ in the proof of Theorem 1, including some specific situations where such roadblocks do not occur.

2 Preliminaries

A *block* in a graph is a maximal connected subgraph that has no cut vertices (vertices whose removal disconnects the graph). We referred to the following theorem of Maffray in the introduction.

Theorem 2. (Maffray [6]) *A simple graph G has no odd cycles of length 5 or longer iff every block B of G satisfies one of the following:*

1. B is bipartite;
2. $B = K_4$; or

3. B consists of exactly $p + 2$ vertices $x_1, x_2, \dots, x_p, v, w$ where $\{x_1, \dots, x_p\}$ is an independent set and $\{x_i, v, w\}$ induces K_3 for each $i \in \{1, 2, \dots, p\}$.

For our purposes we will call a block B of the third category above a block of type T . We call the edge vw the *spine* of such a block, and we call each vertex in $\{x_1, \dots, x_p\}$ a *spike* of the block.

Given a set of lists $\mathcal{L} = \{L_v : v \in V(G)\}$, we say that G is \mathcal{L} -vertex-colourable if there is a vertex-colouring of G where for every edge $v \in V(G)$, the colour assigned to v is from the list L_v . Here, by vertex-colouring, we mean an assignment of colours to the vertices of G so that adjacent vertices receive different colours. We say that a digraph is \mathcal{L} -vertex-colourable if its underlying graph is \mathcal{L} -vertex-colourable.

A *kernel* of a digraph is an independent set S such that every vertex outside S has at least one edge to S . A digraph is *kernel-perfect* if every induced subdigraph has a kernel. The following lemma was unpublished by its authors but attributed to them in [1].

Lemma 3. (Bondy, Boppana, Siegel) *Suppose D is a kernel-perfect digraph. Then D is L -vertex-colourable for any list assignment L with $|L(v)| \geq d^+(v) + 1$ for all $v \in V(D)$.*

The *chromatic number* of a graph G , denoted $\chi(G)$, is the smallest k for which G has a vertex-colouring using at most k colours. The *clique number* of a graph G , denoted $\omega(G)$, is the maximum size of a clique in G . It is obvious that $\chi(G) \geq \omega(G)$ for every graph G . A graph G is said to be *perfect* if $\chi(H) = \omega(H)$ for every induced subgraph H of G .

A digraph is said to be *normal* if every clique (in the underlying graph) has a kernel (in the digraph). Note that since a kernel must be independent, this means that a digraph is normal iff, for every underlying clique, there is sink of that clique in the digraph. We say that a graph is *solvable* if every normal orientation has a kernel.

The final two results we need for our proof of Theorem 1 give two different characterizations of perfect line graphs.

Theorem 4. (Maffray [6]) *A line graph is perfect iff it is solvable.*

Theorem 5. (Trotter, [9]) *Let $G = L(H)$ be a line graph of a graph H . Then G is perfect iff H has no odd cycles of length 5 or longer.*

If H is a simple graph with no odd cycles of length 5 or longer, then the above theorem says that $L(H)$ is perfect, hence in particular, $\chi'(H) = \chi(L(H)) = \omega(L(H))$. However, $\omega(L(H)) = \Delta(H)$ unless the largest clique in $L(H)$ is a triangle which corresponds to a triangle in H and $\omega(L(H)) = 3 > \Delta(H) = 2$. If H is connected, then this latter situation means that $H = K_3$. So, as we claimed in the introduction, connected simple graphs with no odd cycles of length 5 or longer all have chromatic index Δ , with the exception of K_3 .

3 The proof

Proof. (Theorem 1) Let G be a simple graph with no odd cycles of length 5 or longer, and let Δ be the maximum degree of G . We will show that G is k -list-edge-colourable, where $k = \Delta + 1$. To do this it suffices to find an orientation of $L(G)$ that is kernel-perfect and where

$$d^+(e) \leq k - 1 \tag{1}$$

for all $e \in E(G) = V(L(G))$, as then we may apply Lemma 3 to get our desired result.

We claim that any normal orientation of $L(G)$ is kernel-perfect. To see this, consider any normal orientation of $L(G)$, and let D be an induced subdigraph. Note that D is normal, and D is the orientation of $L(H)$ for some $H \subseteq G$. Since G contains no odd cycles of length 5 or longer, neither does H , and hence $L(H)$ is perfect by Theorem 5. But then Theorem 4 implies that $L(H)$ is solvable. So since D is a normal orientation of $L(H)$, this means that D has a kernel, as desired. So, to prove our result, it suffices to define a normal orientation of $L(G)$ that also has property (1) for all $e \in E(G)$.

We will define an orientation of $L(G)$ based on a particular k -edge-colouring φ of G (using the colours $\{1, 2, \dots, k\}$) and a particular bipartition (D, U) of the vertices of G . The orientation will be given by the following rule: if two edges of G are incident to a common vertex in D , then the orientation should go “down” in $L(G)$, from higher coloured edge to lower coloured edge, and; if two edges of G are incident to a common vertex in U , then the orientation should go “up” in $L(G)$, from lower coloured edge to higher coloured edge.

The orientation strategy described takes care of property (1) for some edges immediately: if $e \in E(G)$ has one end in D and the other end in U , then e satisfies property (1), regardless of its colour, because its end in D contributes

at most $\varphi(e) - 1$ to its outdegree, and its end in U contributes at most $k - (\varphi(e))$ to its outdegree, and $(\varphi(e) - 1) + (k - \varphi(e)) = k - 1$. We will, on the other hand, need to be careful about the colour of an edge whose ends lie in the same partite set.

We say that a colour in $\{1, 2, \dots, \lfloor \frac{k+1}{2} \rfloor\}$ is a *low* colour, and that a colour in $\{\lceil \frac{k+1}{2} \rceil, \dots, k\}$ is a *high* colour. Note that if k is odd then $\frac{k+1}{2}$ is both a low and high colour, but otherwise the two sets are disjoint. If $e \in E(G)$ has both ends in D and $\varphi(e)$ is a low colour, then e satisfies property (1), because each end contributes at most $\lfloor \frac{k+1}{2} \rfloor - 1$ to its outdegree, and $2(\lfloor \frac{k+1}{2} \rfloor - 1) \leq 2(\frac{k+1}{2} - 1) = k - 1$. Similarly, if $e \in E(G)$ has both ends in U and $\varphi(e)$ is a high colour, then e satisfies property (1) because each end contributes at most $k - \lceil \frac{k+1}{2} \rceil$ to its outdegree, and $2(k - \lceil \frac{k+1}{2} \rceil) \leq 2(k - \frac{k+1}{2}) = k - 1$.

Our orientation strategy means that cliques in $L(G)$ which arise from edges incident to a common vertex in G will always have a sink in our orientation: if the edges are all incident to a vertex in D , then the lowest coloured edge is a sink, and if the edges are all incident to a vertex in U , then the highest coloured edge is a sink. The only other cliques in $L(G)$ are triangles that arise from triangles in G . When we define φ and U, D we will have to ensure that none of these triangles in G lead to directed triangles in our orientation of $L(G)$, that is, we will need to ensure that each triangle in $L(G)$ has a sink (or equivalently, a source) in our orientation.

Suppose we have a triangle in G with three edges e_1, e_2, e_3 and $\varphi(e_1) < \varphi(e_2) < \varphi(e_3)$. If both ends of e_1 are in D then e_1 is a sink in our orientation of the corresponding triangle in $L(G)$ (since $\varphi(e_1)$ is the lowest-coloured edge in the triangle), and if both ends of e_1 are in U then e_1 is a source (again, since $\varphi(e_1)$ is the lowest-coloured edge in the triangle). Similarly, if both ends of e_3 are in the same partite set, then e_3 is either a source (if both ends are in D) or a sink (if both ends are in U), since e_3 is the highest-coloured edge in the triangle. Note that having the ends of e_2 in different partite sets is equivalent to having exactly one of e_1, e_3 with ends in the same partite set.

To complete our proof it therefore suffices define a k -edge-colouring φ of G (using colours $\{1, 2, \dots, k\}$) and a bipartition D, U of $V(G)$ so that:

1. if $e \in E(G)$ has both ends in the same partite set, then either both ends are in D and $\varphi(e)$ is low, or both ends are in U and $\varphi(e)$ is high; and
2. every triangle in G satisfies at least one of the following:
 - (a) its highest-coloured edge has both ends in the same partite set;

- (b) its lowest-coloured edge has both ends in the same partite set; or
- (c) its other edge has ends in different partite sets.

We will use the characterization of Theorem 2 and define φ and U, D one block at a time. At each step we choose any block B of G which has not yet been chosen. We assume that one vertex b in B has already been assigned to one of U, D (if not, i.e., for the first block, make this assignment arbitrarily), and assume that all edges incident to b but not in B have already been coloured (if not, this would only help us to have more colours available). The number of colours available for edges incident to b is at least $\deg_B(b) + 1$, since $k = \Delta + 1$. By Theorem 2, we know that either B is bipartite, $B = K_4$, or B is of type T .

If B is bipartite: Fix a bipartition B_D, B_U of B with $b \in B_D$ iff $b \in D$, and put all vertices in B_D in D and all vertices in B_U in U . Assign a proper k -edge-colouring of B (using colours $\{1, 1, \dots, k\}$) arbitrarily, except for the restriction that the colouring must be proper at b . Note that every edge in B goes between D and U , and B has no triangles, so there is nothing for us to check here.

If $B = K_4$: Suppose first that $b \in D$ and there are three (or more) available low colours at b . Then we can 3-edge-colour B with these three colours, and add every vertex in B to D . See the leftmost graph in Figure 1. Every edge in B has ends in the same partite set, but they are all in D and all the edge-colours are low. Every triangle in B has its highest-coloured edge having both ends in the same partite set. Analogously, if $b \in U$ and there are three (or more) available high colours at b , then we satisfy our required properties by 3-edge-colouring B with these three colours, and adding every vertex to U .

Suppose now that $b \in D$ and there are (at least) four available high colours at b . Let $\alpha < \beta < \gamma < \tau$ be such colours. Colour the edges incident to b with α, β, γ , colour the edge between the α -edge and the γ -edge with τ , and colour the other two edges with γ and α . Assign all three vertices to U . See the middle graph in Figure 1. The only edges with both ends in the same partite set have both ends in U , and these edges all have high colours. Every triangle in B contains either the τ -edge or the β -edge. The colour τ is the highest colour used in B and is between two vertices in the same partite set. The two triangles containing β have other colours α and γ , so β is neither the highest or lowest-coloured edge in these triangles, and it has ends in different partite sets. Analogously, if $b \in U$ and there are (at least) four available low colours $\alpha > \beta > \gamma > \tau$ at b , then we satisfy our required properties by giving the same edge-colouring to B as just described, but assigning all three vertices to D .

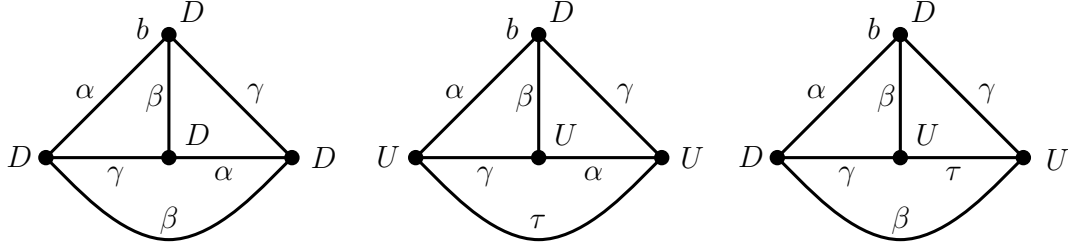


Figure 1: The $B = K_4$ case.

We may now assume that if $b \in D$, there are at most 3 available high colours at b , and at most two available low colours at b . This means that we have $\alpha < \beta < \gamma < \tau$ available, and α is low and γ, τ are high. Colour the edges incident to b with α, β, γ , colour the edge between the β -edge and γ -edge with τ , and colour the other two edges with β and γ . Assign both ends of the τ -edge to U , and assign the other vertex to D . See the rightmost graph in Figure 1. The only edges between two ends in the same partite set are the τ -edge (which is high and between two U 's), and the α -edge (which is low and between two D 's). Every triangle in B contains either the τ -edge or the α -edge. The colour τ is the highest colour used in B and is between two vertices in the same partite set; the colour α is the lowest colour used in B and is between two vertices in the same partite set. Analogously, if $b \in U$ then we may now assume that we have $\alpha > \beta > \gamma > \tau$ available at b where α is high, and γ, τ are low. We again satisfy our required properties by giving the same edge-colouring as above, but assigning both ends of the τ edge to D assigning the other vertex to U .

If B is of type T and b is a spike: Assume first that $b \in D$, and let $\alpha < \beta < \gamma$ be three available colours at b . Colour the two edges incident to b with α, β , colour the spine with k , assign its two ends to U , and assign all other spikes to D . See the leftmost graph in Figure 2. Regardless of how the remaining edges are (properly) coloured, the only edge between two vertices in the same partite set is our k -edge, and it is between two U vertices. Moreover, regardless how the remaining edges are (properly) coloured, every triangle in B contain the k -edge, which is between two vertices in the same partite set. Analogously, if $b \in U$ and $\alpha > \beta > \gamma$ are three available colours at b , then we satisfy our required properties by colouring the two edges incident to b with colours α, β , colouring the spine with 1, assigning both ends of the spine to D , and assigning all other spikes to U .

If B is of type T and b is not a spike: Suppose first that $b \in D$ and that a low colour is available at b . Then, colour the spine with the lowest such colour available, colour the other edges incident to b arbitrarily with other

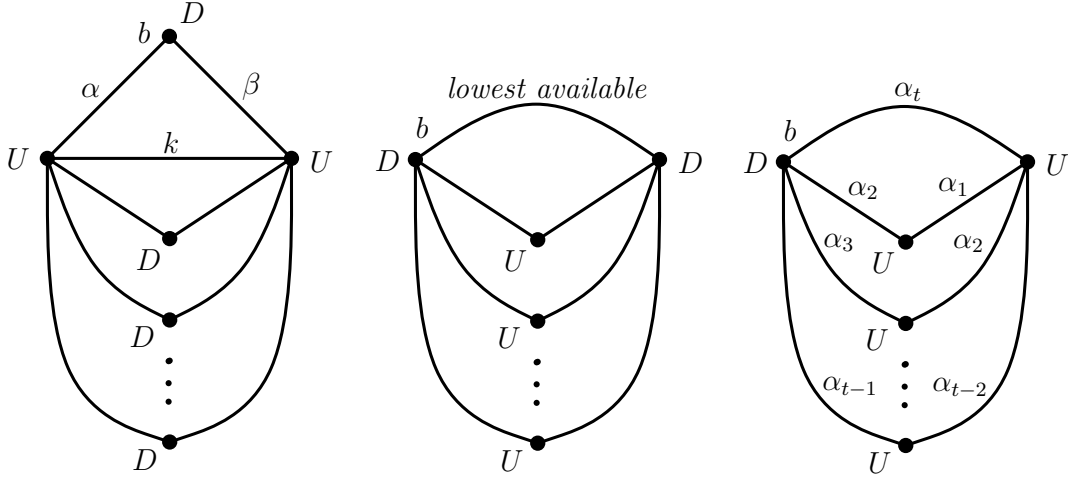


Figure 2: The case when B is of type T .

available colours, assign all the spikes to U and assign the other end of the spine to D . Colour the remaining edges either by permuting the colours used on the non-spine edges incident to b , or, if there is only one spike, use an additional available colour at b on the remaining edge (such a colour exists because $k > \Delta$). See the middle graph in Figure 2. The only edge with both ends in the same partite set is the spine, and it is a low colour between two D 's. Every triangle in B contains this spine, which is the lowest colour used on B and is between two vertices in the same partite set. Analogously, if $b \in U$ and a high colour is available at b , then we satisfy our required properties by using highest such colour on the spine, adding the other end of the spine to U and all the spikes to D , and colouring the other edges of b arbitrarily (but properly) using the other available colours at b .

Now suppose that $b \in D$ and that no low colours are available at b . Suppose the colours available at b are $\alpha_1 < \alpha_2 < \dots < \alpha_t$. Add all the vertices in B (besides b) to U . Colour the spine with α_t , and colour the other edges incident to b arbitrarily using only the colours $\alpha_2 < \dots < \alpha_{t-1}$ (note that α_1 is not needed because $k > \Delta$). For the remaining edge in B incident to colour α_i (for $i \in \{2, 3, \dots, t-1\}$), colour it with colour α_{i-1} . See the rightmost graph in Figure 2. The only edges between two vertices in the same partite set are these last edges we coloured, which are all high colours between two U 's. In every triangle of B , the middle colour of the triangle is on the non-spine edge incident to b , and this edge has ends in different partite sets. Analogously, if $b \in U$ and the available colours at b are $\alpha_1 > \alpha_2 > \dots > \alpha_t$, none of which are high, then we satisfy our required properties by giving the same colouring we just described, but adding all the vertices in B (besides b) to D . \square

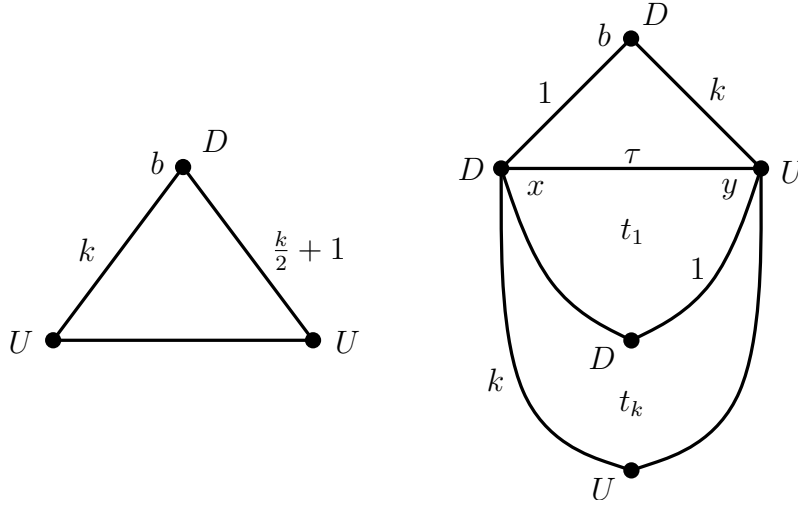


Figure 3: Roadblocks to using $k = \Delta$ in place of $k = \Delta + 1$.

4 Pushing the proof

If we try to use $k = \Delta$ instead of $k = \Delta + 1$ in the proof of our previous section, then the following problem can occur: when we arrive to colour a block B with distinguished vertex b , all available colours at b might have to be used on the edges of B incident to b . As a specific example, imagine B is not a bipartite block and that k and $\frac{k}{2} + 1$ are two colours which must be used on edges incident to b in B , and $b \in D$. See the left graph in Figure 3. Since neither k nor $\frac{k}{2} + 1$ is low, their other ends must both be assigned to U . However then the edge between these two U -vertices (we know this edge exists by Theorem 2) must be coloured with a high colour. The lowest colour in this triangle is thus the $(\frac{k}{2} + 1)$ -edge (which is between ends in two different partite sets) and the highest colour is the k -edge (which is also between ends in different partite sets). So this triangle will correspond to a directed triangle in our orientation of $L(G)$.

The problematic example just described only occurs when $k = \Delta$ is even. By restricting Δ to be odd, we can push Theorem 1 a little bit. Without too much difficulty we can rewrite the $B = K_4$ case in our proof to work for $k = \Delta$ provided Δ is odd. In fact, we can also rewrite the case where B is of type T but b is not a spike to work in this scenario. In the case where B is of type T and b is a spike however, our above proof assigns k to the spine, which would not be possible if k needs to be used on an edge in B incident to b (which might be required if Δ), and we cannot overcome this in general. Namely, the largest class of simple graphs for which we can prove the list-colouring conjecture holds

are those without cycles of length 5 or longer, with odd chromatic index, and without any cut vertices of degree Δ that are spikes in blocks of type T .

Consider the following problem that can occur when b is a spike and has degree Δ (regardless of the parity of Δ). Suppose that we must colour the edges of B incident to $b \in D$ with the colours k and 1, and that both ends of the spine (say x incident to the 1-edge and y incident to the k -edge) have degree Δ in B . See the right graph in Figure 3. We must have $y \in U$ since k is not low, and to avoid a directed triangle, we must have $x \in D$. Let τ be the colour we choose to assign to the spine. Since x, y have degree Δ in B , we must use k on some edge incident to x , and we must use 1 on some edge incident to y . Both of these edges form triangles with the τ -edge; let t_1 be the triangle containing the 1-edge and let t_k be the triangle containing the k -edge. In t_k , the spike of the triangle must be in U (since k is high and its other end is in D), and in t_1 the spike of the triangle must be in D (since 1 is low and its other end is in U). The as yet uncoloured edge in t_k is therefore between two U 's, so it must be high, but in order to avoid a directed triangle, it must be lower than τ . In particular, this means that τ is not a low colour. Similarly, the as yet uncoloured edge in t_1 is between two D 's, and so must be low, but in order to avoid a directed triangle, it must be higher than τ . So, τ cannot be a high colour, which gives us a contradiction.

Acknowledgments

I thank Dean Hoffman for his many helpful comments.

References

- [1] N. Alon and M. Tarsi, Colorings and orientations of graphs, *Combinatorica* **12** (1992), 125–134.
- [2] O. V. Borodin and A. V. Kostochka, List edge and list total colourings of multigraphs, *J. Combin. Theory Ser. B* **71** (1997), 184–204.
- [3] M. Ellingham and L. Goddyn, List edge colourings of some regular planar multigraphs, *Combinatorica* **16** (1996), 343–352.
- [4] F. Galvin, The list chromatic index of a bipartite multigraph, *J. Combin. Theory Ser. B* **63** (1995), 153–158.

- [5] M. Juvan, B. Mohar and R. Thomas, List edge-colorings of series-parallel graphs, *Electr. J. Combin.* **6** (1999), #R42.
- [6] F. Maffray, Kernels in Perfect Line Graphs, *J. Combin. Theory Ser. B* **55** (1992), 1–8.
- [7] M. J. Plantholt and S. K. Tipnis, On the list chromatic index of nearly bipartite multigraphs, *Australasian J. Comb.* **19** (1999), 157–170.
- [8] M. Stiebitz, D. Scheide, B. Toft and L. Favrholt, *Graph edge-colouring: Vizing's theorem and Goldberg's Conjecture*, Wiley, 2012.
- [9] L. E. Trotter, Line perfect graphs, *Math. Programming* **12** (1977), 255–259.
- [10] V. G. Vizing, On an estimate of the chromatic class of a p -graph, *Diskret. Analiz* **3** (1964), 25–30.