

Coee bitumen II: Stability of linear asphaltene nanoaggregates

Claire A. Lemarchand*

*DNRF Centre “Glass and Time”, IMFUFA,
Department of Sciences, Roskilde University,
Postbox 260, DK-4000 Roskilde, Denmark*

Thomas B. Schrøder

*DNRF Centre “Glass and Time”, IMFUFA,
Department of Sciences, Roskilde University,
Postbox 260, DK-4000 Roskilde, Denmark*

Jeppe C. Dyre

*DNRF Centre “Glass and Time”, IMFUFA,
Department of Sciences, Roskilde University,
Postbox 260, DK-4000 Roskilde, Denmark*

Jesper S. Hansen

*DNRF Centre “Glass and Time”, IMFUFA,
Department of Sciences, Roskilde University,
Postbox 260, DK-4000 Roskilde, Denmark*

Asphaltene and smaller aromatic molecules tend to form linear nanoaggregates in bitumen. Over the years bitumen undergoes chemical aging and during this process, the size of the nanoaggregate increases. This increase is associated with an increase in viscosity and brittleness of the bitumen, eventually leading to road deterioration. This paper focuses on understanding the mechanisms behind nanoaggregate size and stability. We used molecular dynamics simulations to quantify the probability of having a nanoaggregate of a given size in the stationary regime. To model this complicated behavior, we chose first to consider the simple case where only asphaltene molecules are counted in a nanoaggregate. We used a master equation approach and a related statistical mechanics model. The linear asphaltene nanoaggregates behave as a rigid linear chain. The most complicated case where all aromatic molecules are counted in a nanoaggregate is then discussed. The linear aggregates where all aromatic molecules are counted seem to behave as a flexible linear chain.

Corresponding author: C. A. Lemarchand, E-mail: clairel@ruc.dk

I. INTRODUCTION

One of the main industrial applications of bitumen is as a binder in asphalt pavement [4]. Bitumen links together mineral aggregates and filler particles to form a cohesive asphalt on the road surface. Over the years, a chemical reaction takes place in bitumen increasing the number of heavy aromatic molecules [1–5]. This process is called chemical aging. The aromatic molecules in bitumen, especially the asphaltene molecules, tend to align to form nanoaggregates. The aging reaction leads also to an increase in the nanoaggregate size [6] correlated with an unwanted increase in bitumen viscosity and brittleness [1–5]. The change in bitumen mechanical properties, which go from "liquid-like" to more "solid-like" during chemical aging finally results in cracks in the pavement and road deterioration. To prevent or reverse the effects of chemical aging, a first step is to gather more knowledge about the nanoaggregate stability in bitumen, which motivates this paper.

The correlation between the nanoaggregate size and bitumen viscosity during chemical aging was shown in a previous work using molecular dynamics (MD) simulations [6]. MD simulations are a tool well-adapted to a deeper investigation of the stability of nanoaggregates, because they provide full information at the molecular level. In this paper, we present molecular dynamics results concerning the nanoaggregate size in the stationary regime. Nanoaggregates are composed of asphaltene molecules, the most heavy and aromatic fraction in bitumen, but also of lighter aromatic molecules like resin and resinous oil [6]. We give results on the probability of having a nanoaggregate containing a given number of aromatic molecules and the probability of having a nanoaggregate containing a given number of asphaltene molecules. The two probabilities are shown to differ qualitatively. We first model the simpler case, where only asphaltene molecules are counted. The focus in this case is to establish a mechanism for the nanoaggregation of asphaltene molecules. From this aggregation mechanism, a master equation and a statistical mechanics model are derived and provide a simple theoretical framework for interpreting the simulation results on nanoaggregate stability. The results of the master equation approach are also compared to the aggregation dynamics observed in the MD simulations. Then, the more complicated case where all aromatic molecules are counted is discussed in terms

of statistical mechanics arguments.

The MD simulations carried out in this work are based on the four-component united-atom-unit model developed in Ref. [7] in the framework of the COOEE project [8]. They were previously shown to reproduce a generic bitumen [7]. The simulations were performed on Graphic-Processor-Units (GPU) using the Roskilde University Molecular Dynamics (RUMD.org) package [9].

The paper is organized as follows. In Sec. II, our definition of a linear nanoaggregate will be given and the MD results about the probability of having a nanoaggregate of a given size is presented. Section III is devoted to model the results on the stability of linear aggregates where only asphaltene molecules are counted with a master equation approach. In Sec. IV, a related statistical mechanics model is described and shown to reproduce the MD results on asphaltene nanoaggregate stability. The more complicated case where all aromatic molecules are counted in a nanoaggregate is discussed in Sec. IV in terms of statistical mechanics arguments. Finally, Sec. V contains a summary and a conclusion.

II. MOLECULAR DYNAMICS RESULTS

Before presenting the molecular dynamics (MD) results on nanoaggregate stability, we mention a few details about the simulations and define precisely a nanoaggregate.

A. Simulation details

As mentioned in the introduction, the simulation method and molecular potentials are described in details in Ref. [7]. Only information necessary to understand the study on nanoaggregate stability carried out in the present paper is given here.

The simulated system contains four types of molecule, chosen to resemble the SARA classification [10]: a Saturated hydrocarbon, a resinous oil molecule, which is denoted Aromatic in the SARA scheme, a Resin molecule and an Asphaltene molecule. The molecular structures chosen are shown in Fig. 1. The main system studied in this paper contains 410 saturated hydrocarbons, 50 resinous oil molecules, 50 resin molecules and 50 asphaltene molecules, which corresponds to 15570 united atom units. The simulations are performed in the canonical ensemble (NVT) at a constant temperature $T = 452$ K and a constant

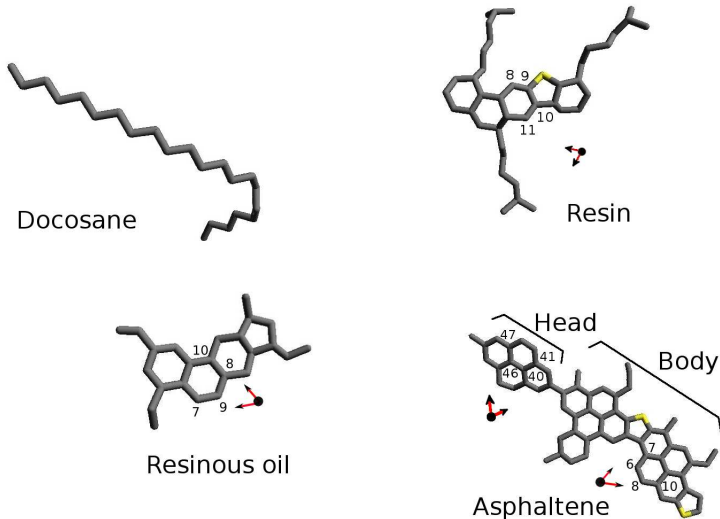


FIG. 1. (Color online) Structure of the four molecules in the "COOEE bitumen" model. Grey edges represent the carbon groups CH_3 , CH_2 and CH and yellow edges represent sulfur atoms. The "head" and "body" of the asphaltene molecule are shown. Numbers and arrows indicate bond-vectors used to quantify the nanoaggregate structure. Reproduced from Ref. [6], (Copyright 2013 AIP).

density. The density $\rho = 0.964 \text{ kg.L}^{-1}$ is chosen to obtain an average pressure around the atmospheric pressure. Eight independent simulations are performed at the same state point. The molecular dynamics package RUMD [9] is used to perform the calculation.

B. Definition of a nanoaggregate

It was shown in a previous work [6] that the asphaltene, resin, and resinous oil molecules tend to align with respect to each other. They align at a distance of around 4.0 \AA , close to the minimum of the Lennard-Jones potential between the molecules. The Lennard-Jones potential used in the MD simulations mimics the π -stacking interaction observed between aromatic molecules experimentally. The alignment of aromatic molecules in bitumen is the basis of the nanoaggregate formation.

The definition of a nanoaggregate is described in detail in Ref. [6]. It is based on the following rule: two aromatic molecules are nearest neighbors in the same nanoaggregate if they are "well-aligned" and "close enough". A nanoaggregate is composed of all molecules

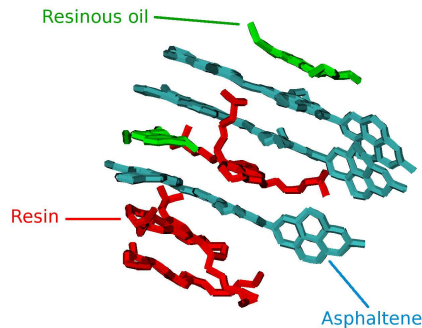


FIG. 2. (Color online) Picture of a linear nanoaggregate, obtained in molecular dynamics. Asphaltene molecules are in blue, resin molecules in red and resinous oil molecules in green.

connected by this rule. Moreover, the asphaltene molecule chosen in this model has two parts, a flat head and a flat body which can rotate with respect to each other. For this reason, aromatic molecules can align in the direction of an asphaltene body or in the direction of an asphaltene head, thus creating branched nanoaggregates. These branches can link together purely linear nanoaggregates. We believe this is one mechanism explaining the formation of clusters of nanoaggregates, also observed experimentally [11].

In this paper, we focus on purely linear nanoaggregates. It means that any aromatic molecules linked to an asphaltene head will not be considered as part of this asphaltene nanoaggregate. We define a linear aggregate as composed of asphaltene bodies, resin and resinous oil molecules, and not asphaltene heads because heads are the smallest parts and probably lead to the smallest interaction energy. A picture of a linear nanoaggregate is shown in Fig. 2. Note that this nanoaggregate is not completely typical as a resin and a resinous oil molecule are aligned on the same side of an asphaltene body.

C. Probability of having a nanoaggregate of a given size

Sections II A and II B gave necessary information about the simulations and the definition of linear nanoaggregates. The results of the molecular dynamics simulations concerning the nanoaggregate size and stability can now be presented.

There are different possibilities to quantify the size of a linear nanoaggregate. It can

be quantified as the total number of aromatic molecules or as the number of asphaltene molecules which it contains. The first definition makes use of the fact that nanoaggregates are not only composed of asphaltene molecules, but also of smaller aromatic molecules. The second definition accounts for the fact that asphaltene molecules are the largest aromatic molecules and probably the most important in the nanoaggregate stability. This is why experimentalists often define the nanoaggregate size as the latter [11].

The molecular dynamics simulations enable us to study the consequences of both definitions on the nanoaggregate stability. We quantify the stability as the probability of having a nanoaggregate of a given size in the stationary regime. The probability P_{mol} of having a nanoaggregate containing n aromatic molecules is plotted in Fig. 3 (a). The probability P_A of having a nanoaggregate containing n asphaltene molecules is plotted in Fig. 3 (b). The molecular dynamics simulations provide further information : the probability P_{RRO} of having a nanoaggregate containing n resin or resinous oil molecules, plotted in Fig. 3 (c), and the two probabilities P_R and P_{RO} of having a nanoaggregate containing n resin molecules and of having a nanoaggregate containing n resinous oil molecules, plotted in Fig. 3 (d). Two main points can be noticed in this figure. The probability P_{mol} of having a nanoaggregate containing n aromatic molecules seems to have two slopes in a log-lin scale, *i. e.* can be described by a biexponential. On the contrary, when only asphaltene molecules are counted, the probability P_A has only one slope, *i. e.* can be characterized as exponential. For the probability P_{RRO} of having a nanoaggregate containing n resin or resinous oil molecules, the biexponential shape seems to be prevailing. It is the same for the probability P_R of having a nanoaggregate containing n resin molecules. For the probability P_{RO} of having a nanoaggregate containing n resinous oil molecules, the monoexponential shape seems to be recovered.

The rest of the paper is devoted to understand the molecular dynamics results presented in Fig. 3. More specifically, the paper is aimed at unraveling some of the dynamical and thermodynamical origins lying behind the monoexponential and biexponential behaviors. A dynamical approach will first be proposed for the monoexponential behavior.

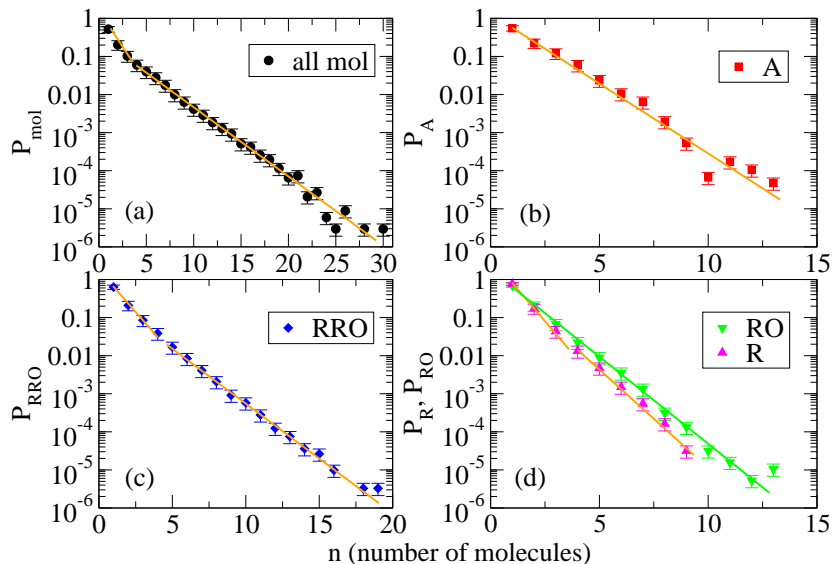
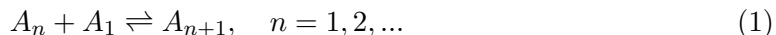


FIG. 3. (Color online) (a) Probability P_{mol} of having a nanoaggregate containing n aromatic molecules versus n . (b) Probability P_A of having a nanoaggregate containing n asphaltene molecules versus n . (c) Probability P_{RRO} of having a nanoaggregate containing n resin or resinous oil molecules versus n . (d) Probability P_R of having a nanoaggregate containing n resin molecules versus n and probability P_{RO} of having a nanoaggregate containing n resinous oil molecules versus n . In every case the straight lines (orange or green) are guides to the eye. They highlight the monoexponential behavior in the subfigures (b) and (d), when resinous oil molecules are counted, and the biexponential behavior in the subfigures (a), (c), and (d), when resin molecules are counted. The error bars correspond to the standard deviation estimated from eight independent simulations.

III. DYNAMICAL APPROACH

In Fig. 3 (b), the probability of having a nanoaggregate containing n asphaltene molecules was shown to be monoexponential. The aim of this section is to establish a simple aggregation mechanism reproducing this behavior. The mechanism will be used to derive a master equation which provides a dynamical framework for understanding the monoexponential behavior.

A simple mechanism which can be written in the asphaltene aggregation problem is



where A_n denotes an aggregate containing n asphaltene molecules. The assumptions lying

behind this mechanism are the following: only one asphaltene molecule at a time can attach to or detach from an existing aggregate, the medium is homogeneous and the aggregation dynamics is not limited by diffusion.

To obtain the master equation linked to this aggregation reaction, we make supplementary assumptions: the reaction rates do not depend on the size n of the aggregate and the attachment rate does not depend on the probability of having free asphaltene molecules in the medium. Under these assumptions, the master equation linked to the aggregation reaction Eq. (1) can be written as:

$$\frac{dP(1, t|n_0)}{dt} = \mu P(2, t|n_0) - (\lambda + \mu)P(1, t|n_0) + \mu - \lambda, \quad (2)$$

$$\frac{dP(n, t|n_0)}{dt} = \lambda P(n-1, t|n_0) + \mu P(n+1, t|n_0) - (\lambda + \mu)P(n, t|n_0), \quad \text{for } n = 2, 3, \dots \quad (3)$$

where λ is the attachment rate, μ the detachment rate and $P(n, t|n_0)$ the probability of having an aggregate containing n asphaltene molecules at time t , given that its initial size was n_0 . The boundary condition Eq. (2) corresponds to the fact that the system is closed. In other words, the total number of asphaltene molecules is kept constant. As the free asphaltene molecules are involved in each aggregation reaction (1), the derivative with respect to time of the probability $P(1, t|n_0)$ to have a free asphaltene molecule depends on infinitely many terms. It leads to

$$\frac{dP(1, t|n_0)}{dt} = 2\mu P(2, t|n_0) - 2\lambda P(1, t|n_0) + \sum_{n=3}^{\infty} \mu P(n, t|n_0) - \sum_{n=2}^{\infty} \lambda P(n, t|n_0). \quad (4)$$

These series are then simplified using the fact that at every time t : $\sum_{n=1}^{\infty} P(n, t|n_0) = 1$, to give the boundary condition Eq. (2). This type of master equation was solved analytically in the 1950's [12 and 13] for different boundary conditions. The same master equation and its generalized version in which the rates depend on the aggregate size n have already been extensively used to model different stochastic processes such as alcohol clusters [14, 15], biological adhesion clusters [16] or aggregation in freeway traffic [17].

To test the validity of this master equation for the present problem, two different quantities are evaluated : the stationary probability of having a nanoaggregate of a given size, as shown in Sec. IIC and the aggregation dynamics, quantified as the time evolution of the fraction of aggregated asphaltene molecules.

A. Stationary regime

The stationary distribution of the master equation Eq. (3) with the boundary condition Eq. (2) is easy to derive. In the stationary state, the probability of having a nanoaggregate containing n asphaltene molecules depends neither on time nor on the initial size of a nanoaggregate. For this reason, the stationary probability will be denoted P_n . It satisfies the following equation:

$$(\lambda + \mu)P_1 = \mu P_2 + \mu - \lambda, \quad (5)$$

$$\lambda P_{n-1} + \mu P_{n+1} - (\lambda + \mu)P_n = 0, \quad \text{for } n = 2, 3, \dots \quad (6)$$

The solution of this equation is a geometrical law [12 and 13]. By induction and using the fact that $\sum_{n=1} P_n = 1$, one can show that the solution of this equation is:

$$P_n = p^{n-1}(1 - p), \quad \text{where } p = \frac{\lambda}{\mu}. \quad (7)$$

In a log-lin scale, the stationary probability predicted by the master equation approach is a straight line of the form :

$$\ln(P_n) = \ln(p)n + \ln\left(\frac{1-p}{p}\right). \quad (8)$$

It is a monoexponential distribution, as observed in Fig. 3 (b), obtained in MD. The exponential distribution can be used to fit the molecular dynamics data, as shown in Fig. 4. The value of the dynamical parameter p is in this case $p = 0.44$. The master equation framework provides a dynamical interpretation of the parameter p as the ratio between the attachment and detachment rates. Figure 4 also shows the probability of having a nanoaggregate containing n asphaltene molecules obtained in MD simulations for two different system sizes. The results for a system containing 50 asphaltene molecules and for a system containing 5 times less molecule agree surprisingly well, showing that finite size effects are not important when it comes to the number of asphaltene molecules in a nanoaggregate.

B. Aggregation dynamics

As shown above, the stationary state predicted by the master equation agrees with the MD results on the probability of having a nanoaggregate containing n asphaltene

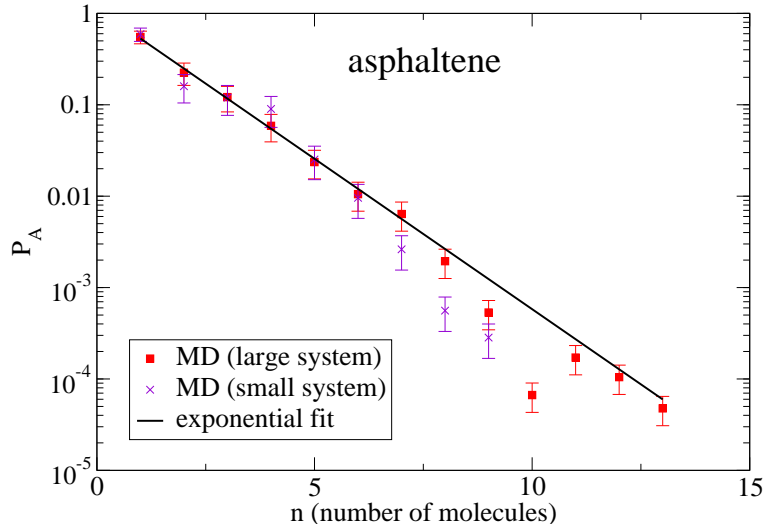


FIG. 4. (Color online) Probability of having a nanoaggregate containing n asphaltene molecules versus n . Data for a large system, containing 50 asphaltene molecules, 50 resin molecules, 50 resinous molecules and 410 docosane molecules and for a system 5 times smaller are shown. The results for the large system were already shown in Fig. 3 (b). The black solid line is a fit of Eq. (7) to the data of the large system, with $p = 0.44$.

molecules. If the master equation Eq. (3) correctly described the aggregation process, it should also reproduce the aggregation dynamics. Checking this fact is the purpose of this section.

To compare the prediction of the master equation approach and the molecular dynamics results, we quantified the aggregation dynamics in the following way. We used the fraction f_a of aggregated asphaltene molecules versus time. The fraction f_a of aggregated asphaltene molecules is defined as the ratio of the number of asphaltene molecules in all aggregates containing at least two asphaltene molecules and the total number of asphaltene molecules in the system. The fraction f_a verifies:

$$f_a = 1 - f_1, \quad (9)$$

where f_1 is the fraction of free asphaltene molecules. It can be expressed in terms of the probability of having an aggregate of size 1 at time t $P(1, t|1)$:

$$f_1 = \frac{P(1, t|1)}{\langle n \rangle_1(t)}, \quad (10)$$

where $\langle n \rangle_1(t)$ is the average size of the aggregates at time t , given that all aggregates had size 1 initially.

To obtain the dynamics predicted by the master equation Eq. (3) with the specific boundary condition Eq. (2), a numerical implementation was carried out. In the numerical implementation the time step Δt is a hundred times smaller than the inverse of the detachment rate $1/\mu$. An aggregate can attach to a single molecule with the probability $\lambda\Delta t$ and release a single molecule with the probability $\mu\Delta t$. An aggregate of size 1 can attach to a molecule but cannot release one. The total number of molecules is kept constant in the numerical implementation of the master equation. The total number of molecules is chosen to be 5000 to reduce the statistical noise. Initially, in the numerical implementation of the master equation, all the aggregates are of size 1.

The fraction f_1 of free asphaltene molecules can be obtained through this numerical implementation. It depends *a priori* on the two rate constants λ and μ . However, the ratio $p = \lambda/\mu$ is known from the stationary state result. It leaves us with one dynamical parameter, say λ , to fit. The initial state in the molecular dynamics simulations is not as well defined as in the master equation approach. To reach the desired density, a first MD simulation where the system is compressed is performed. During the compression period, the asphaltene molecules begin to aggregate, but the data cannot be recorded. The data are recorded just after the compression period, in a state where small asphaltene aggregates are already formed. The fraction of free asphaltene molecules in that state is $f_{1i} = 0.36$. It is a second fitting parameter. The curve predicted by the numerical implementation of the master equation was shifted in time so that time $t = 0$ corresponds to $f_{1i} = 0.36$ as in the MD simulations. Figure 5 shows the fraction of aggregated asphaltene molecules versus time in the molecular dynamics simulations and in the master equation approach. Both results agree well, indicating that the master equation approach correctly describe the aggregation process of asphaltene molecules. The value of the dynamical parameter λ is found to be $\lambda = 4.4 \cdot 10^7 \text{ s}^{-1}$.

It is worth mentioning that the inverse rate constant $1/\lambda = 2.3 \cdot 10^{-8} \text{ s}$ is much larger than the upper limit $\tau = 3.2 \cdot 10^{-9} \text{ s}$, needed for an asphaltene molecule to diffuse of a distance equals to the average distance $d = 1.34 \text{ nm}$ between the centers of mass of 150 aromatic molecules in a homogeneous system of volume 362 nm^3 minus the intermolecular

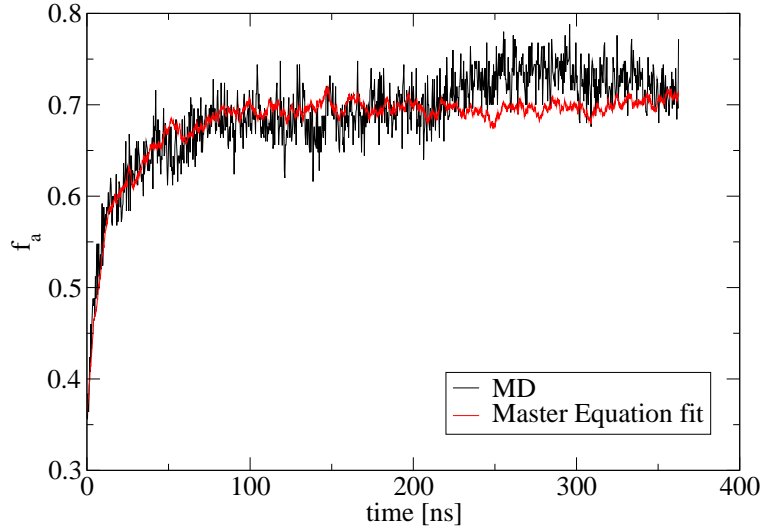


FIG. 5. Time evolution of the fraction of aggregated asphaltene molecules f_a in molecular dynamics simulations and in the master equation approach.

distance $d_{\text{avg}} = 4 \text{ \AA}$ in an aggregate. This characteristic time is evaluated using the diffusion coefficient of a single asphaltene molecule in the docosane solvent: $D = 2.8 \cdot 10^{-10} \text{ m}^2 \cdot \text{s}^{-1}$. This time is an upper limit because only the distance between centers of mass is considered, whereas molecules are extended in space and can be close to each other even if the distance between their centers of mass is larger than d_{avg} . We can conclude from that fact that the nanoaggregation process is not limited by diffusion.

In Fig. 5, there seems to be a discrepancy between the master equation approach and the MD results at long times. This could indicate the existence of another aggregation process, taking place at a longer time scale. Checking carefully the existence of this second process requires further investigation.

The master equation approach related to the aggregation reaction Eq. (1) is able to reproduce both the stationary behavior and the dynamics of the asphaltene aggregation process at intermediate time scales. It indicates that the assumptions made to derive the master equation Eq. (3) are relevant. The master equation approach gives a dynamical framework to interpret the monoexponential distribution observed in MD. Even if the same master equation has already been used in the general field of clustering processes [14, 16,

and 17], it is the first time, to our knowledge, that it is applied to asphaltene aggregation in molecular dynamics simulations.

IV. STATISTICAL MECHANICS APPROACH

Section III provided a dynamical interpretation of the monoexponential behavior of the probability of having a nanoaggregate containing n asphaltene molecules based on a master equation description on a simple aggregation reaction. The aim of the present section is to describe a statistical mechanics model based on the same aggregation scheme and consistent with the monoexponential behavior. In this section, we will also look into possible thermodynamical interpretations of the biexponential behavior, obtained when all aromatic molecules are counted.

A. Statistical mechanics model

To formulate a simple statistical mechanics model linked to the aggregation reaction Eq. (1), some assumptions are needed. We made the following common assumptions:

1. The nanoaggregates are linear.
2. The system is homogeneous and isotropic on average and the nanoaggregates are rigid.
3. The aggregation process occurs at a characteristic time much larger than the equilibration of the pressure, temperature and solvent molecules.
4. The system is dilute enough to consider no interaction between the nanoaggregates except through the aggregation reaction. In other words, the solution of nanoaggregates of different sizes in a solvent is ideal.
5. The free energy of a nanoaggregate depends linearly on its size.

These assumptions are close to those made in Refs. [18, 19], to describe the isotropic phase of a liquid crystal, except that excluded volume interactions are neglected. The validity of the different assumptions will be discussed in section IV B.

In the framework of these common assumptions, we can derive (see Appendix) the well-known mass action law:

$$\frac{N_{n+1}}{N_n N_1} = \frac{K_n(T)}{V}, \quad \text{for } n = 1, 2, \dots \quad (11)$$

where N_n is the number of nanoaggregates containing n asphaltene molecules, V the volume of the system and $K_n(T)$ the equilibrium constant of the reaction $A_n + A_1 \rightleftharpoons A_{n+1}$. The equilibrium constant is given by:

$$K_n(T) = \exp\left(-\frac{F_e^{(n+1)} - F_e^{(n)} - F_e^{(1)}}{k_B T}\right), \quad (12)$$

where $F_e^{(n)}$ is the effective free energy of an aggregate containing n asphaltene molecules in the solvent, k_B the Boltzmann constant and T the temperature. To have a proper definition of this effective free energy $F_e^{(n)}$ on the basis of the assumptions made here, we refer the reader to the Appendix. The idea is to integrate out the degrees of freedom due to the solvent molecules. We now make use of assumption 5, stating that the free energy of a nanoaggregate depends linearly on its size. This assumption amounts to write the effective free energy $F_e^{(n)}$ as:

$$F_e^{(n)} = nF_0 + (n-1)F_e, \quad (13)$$

where F_0 is the free energy of a single asphaltene molecule and F_e is the effective free energy between two asphaltene molecules. Using this form in the expression of the equilibrium constant Eq. (12) gives:

$$K(T) = \exp\left(-\frac{F_e}{k_B T}\right). \quad (14)$$

Thus, the equilibrium constant does not depend on the size n of the considered nanoaggregate under the set of assumptions considered. By induction, it is now easy to show from Eq. (11) that

$$N_n = N_1^n \left(\frac{K(T)}{V}\right)^{n-1}. \quad (15)$$

To compare the model to the simulations results it is more useful to obtain the probability P_n of having a nanoaggregate of size n , defined as

$$P_n = \frac{N_n}{N}, \quad (16)$$

where $N = \sum_n N_n$ is the total number of nanoaggregates. To express P_n , we make use of the conservation of the total number N_A of asphaltene molecules:

$$N_A = \sum_n n N_n. \quad (17)$$

Having this in mind, one can show that

$$P_n = p^{n-1}(1-p) \quad (18)$$

where

$$p = \frac{N_A}{1 + K(T)/V} \frac{K(T)}{V}. \quad (19)$$

We have now recovered the exponential distribution observed in the MD simulations and Fig. 3 (b). The MD simulations provide a value of the parameter p characterizing the exponential distribution: $p = 0.44$. According to the thermodynamical interpretation Eq. (19), it leads to the value

$$F_e = -2.5 k_B T. \quad (20)$$

The simple statistical mechanics model provides an interpretation for the parameter p in terms of an effective free energy F_e between two nanoaggregates. Within the assumptions of this simple model, the effective free energy is the interaction energy between two asphaltene molecules when the degrees of freedom related to solvent molecules are integrated out.

The physical meaning of free energy F_e depends on its definition in the framework of the assumptions made here, but also on the validity of these assumptions. This will be discussed in the next section.

B. Physical meaning of the effective free energy and validity of the assumptions

The validity of each assumption and its consequences on the physical meaning of the free energy F_e will now be listed.

1. *Linear dependence of $F_e^{(n)}$ on the size n of the nanoaggregate.*

It is very easy to check that the potential energy, and not the free energy, of a nanoaggregate in vacuum depends linearly on its size. The potential energy of a

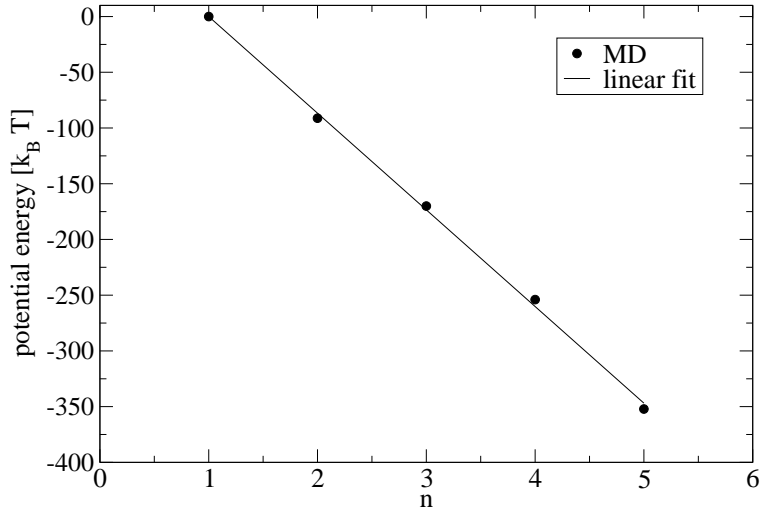


FIG. 6. Potential energy of a linear asphaltene nanoaggregate in vacuum versus the number n of asphaltene molecules which it contains.

linear nanoaggregate of size n is plotted versus n for nanoaggregates in vacuum in Fig. 6. The origin of the energy is set arbitrarily to zero in this figure. The nanoaggregate used to plot this figure is a linear nanoaggregate containing five asphaltene molecules found in one simulation. This figure clearly shows that the potential energy of a nanoaggregate in vacuum is linear and the slope U_{vacuum} corresponding to the interaction energy between two asphaltene molecules is equal to

$$U_{\text{vacuum}} = -87 k_B T. \quad (21)$$

In practical terms, it means that when an asphaltene molecule is added to a nanoaggregate of size n , this asphaltene molecule interacts with the energy $-87 k_B T$ with the molecule at the end of the nanoaggregate but do not interact with the other ones, which are further away.

The fact that the potential energy of a nanoaggregate in vacuum depends linearly on its size is a good indication that it might also be the case for the effective free energy $F_e^{(n)}$ of a nanoaggregate in a solvent. In that case, the effective free energy F_e corresponding to the slope of $F_e^{(n)}$ versus the size n of the nanoaggregate is well defined.

We remind the reader that the potential energy of a nanoaggregate in vacuum and the effective free energy $F_e^{(n)}$ are not identical and the slopes F_e and U_{vacuum} are indeed quite different. Within the framework of the statistical model presented in Sec. IV A, the two causes of this difference are: the interaction between the asphaltene molecules and the solvent and the entropic effects due to the effective integration of the degrees of freedom of the solvent. To quantify the effective free energy F_e properly, a possibility is to set up umbrella sampling simulations controlling the distance between the center of mass of two asphaltene molecules in a bath of docosane molecules at the same temperature and pressure as the one used in the MD simulations. The free energy of this system can be derived in terms of the distance between the two asphaltene molecules. The effective free energy F_e would then be the difference between the free energy of such a system when the two asphaltene molecules are far away and the free energy of the system when the two asphaltene molecules are aligned and close. Implementing umbrella sampling simulations is beyond the scope of this paper. Moreover, the free energy F_e found with this method might be slightly different from the value $F_e = -2.5 k_B T$, found using the statistical mechanics model of Sec. IV A, because of the other assumptions made to derive this model.

2. *Asphaltene nanoaggregates.*

To derive the statistical mechanics model in Sec. IV A, we only considered the aggregation of asphaltene molecules, whereas resin and resinous oil molecules are also part of the nanoaggregates. The degrees of freedom related to the position of resin and resinous oil molecules should be integrated in an effective way to obtain the free energy F_e , just as it was done for the degrees of freedom related to the solvent. The fact that the monoexponential behavior is valid for the probability of having a nanoaggregate containing n asphaltene molecules means that this effective integration can be done.

3. *Linear nanoaggregates.*

The nanoaggregates considered in the simulations are only some linear portions of bigger branched nanoaggregates. The existence of the branches could also produce

some degrees of freedom to be integrated to obtain the effective free energy F_e .

4. *Dilute limit.*

The assumption stating that the solution of nanoaggregates is ideal neglects the interaction between the nanoaggregates. Some of these interactions are later taken into account through the aggregation reactions (1) corresponding to the asphaltene aggregation. But in the MD simulations, the asphaltene molecules interact in a more complicated way. They cannot for example be too close to each other, due to short range repulsion. This could be taken into account through excluded volume interactions. It is known [19], that taking into account excluded volume interactions preserves the monoexponential behavior. Consequently, excluded volume interactions might play a role in the value of the effective free energy F_e .

5. *Time scale of the aggregation reactions.*

To derive the statistical mechanics model, we assumed that the aggregation reactions occurred on a time scale much larger than the time scale associated with the equilibrium of pressure, entropy, and solvent molecules for a given number of each nanoaggregate. It is very difficult to predict the effect of the relaxation of this fundamental assumption. One way to check the assumption, however, is to compare once again the characteristic time of the aggregation reaction $1/\lambda = 2.3 \cdot 10^{-8}$ s and the upper limit $\tau = 3.2 \cdot 10^{-9}$ s for the diffusion of an asphaltene molecule. A factor 7 exists between the two characteristic times which should be enough to ensure the validity of the assumption.

6. *Rigidity of the nanoaggregates and isotropy of the system.*

The assumptions of rigid nanoaggregates and isotropic system can be considered together, because if they are both relaxed, they lead to a new term in the free energy of the system [19, 21, and 22]. This term depends on a persistence length l_p and reads as [19]

$$F_{\text{flexible}} = -V \frac{2L}{3l_p} \sum_n \int \frac{d\Omega_{\mathbf{u}}}{4\pi} [\rho_n(\mathbf{u})]^{1/2} \nabla [\rho_n(\mathbf{u})]^{-1/2}, \quad (22)$$

where

$$\rho_n(\mathbf{u}) = \frac{nN_n}{V} \quad (23)$$

is the number density of asphaltene molecules part of a nanoaggregate of size n oriented in the direction \mathbf{u} with respect to some reference direction. This term is helpful to describe the nematic phase of liquid crystals, where long range order is seen. The addition of this term in the free energy expression leads to a biexponential behavior[19, 21, and 22], which is not observed for the probability of having a linear nanoaggregates with n asphaltene molecules. Consequently, the assumption of rigid nanoaggregates and isotropic system probably holds, at least in an effective way, for the probability of having a linear nanoaggregate with n asphaltene molecules and does not participate in the value of the effective free energy F_e . The addition of this flexible term to the free energy is potentially of interest to explain the biexponential behavior of the probability of having a nanoaggregate containing n aromatic molecules.

To summarize, one can say that the statistical mechanics model developed in Sec. IV A provides a thermodynamical interpretation of the monoexponential behavior based on the effective free energy between two asphaltene molecules. This effective free energy should be understood as the interaction energy between two asphaltene molecules when all the degrees of freedom related to solvent molecules, resin and resinous oil molecules and branched nanoaggregates have been integrated out.

C. Biexponential behavior

The picture emerging from the study of the probability of having a linear nanoaggregate containing n asphaltene molecules is that asphaltene bodies interact with an effective energy through the aggregation reaction (1). This leads to a monoexponential behavior. We know that the probability of having a linear nanoaggregate with n aromatic molecules has a different behavior. It is biexponential as shown in Fig. 3 (a). This section is devoted to identifying possible statistical mechanics explanations for this different behavior.

1. *Role of resin and resinous oil molecules*

The first explanation that comes to mind is that when all molecules are counted, different interaction energies are involved. Each interaction energy taken separately would lead to a specific monoexponential behavior and the combinations of several interaction energies could lead to a bi- or multiexponential behavior.

To test this idea, we set up one-dimensional lattice Monte-Carlo simulations. A linear lattice of N sites is created. Each site can contain one asphaltene molecule, one resin molecule, one resinous oil molecule or nothing. One site cannot contain two molecules. The total numbers of asphaltene molecules, resin molecules, and resinous oil molecules are constant. A Monte-Carlo move consists in exchanging the content of two sites providing that the content is different. This condition makes the molecules indiscernible. The system is initialised with the largest possible aggregate where all asphaltene molecules are next to each other, then comes resin molecules and then resinous oil molecules. Ten million (10^7) Monte-Carlo moves are realised using the Metropolis algorithm. The algorithm converges quite quickly despite its elementary implementation. The potential energy of a nanoaggregate is calculated in the following way: when two asphaltene molecules are next to each other the interaction u_A between two asphaltene molecules is added, when a resinous oil molecule is next to an asphaltene molecule or another resinous oil molecule the interaction energy u_{RO} is added, finally when a resin molecule is next to any other molecule the interaction energy u_R is added. As two molecules cannot be on the same site, effective excluded volume interactions are created. The assumptions underlying the establishment of the one-dimensional lattice Monte-Carlo simulations are similar to the ones made in Sec. IV A except for excluded volume interactions:

1. The nanoaggregates can only be linear because the system is one-dimensional.
2. The nanoaggregates are rigid. The system is one dimensional, so isotropy is not a criterion.
3. The only energies involved are those related to the aggregation process. All potential energies related to interaction with and within solvent molecules are averaged out. No kinetic energy is involved.

4. The system is not dilute and excluded volume interactions are taken into account.
5. The energy of a pure asphaltene nanoaggregate depends linearly on its size.

One of the main advantages of lattice Monte-Carlo simulations compared to the analytical approach is to take into account resin and resinous oil molecules and not only asphaltene molecules. We checked that in the dilute limit, when only asphaltene molecules are present in the Monte-Carlo simulations, the same monoexponential behavior with the same value for the parameter p as the one predicted by the analytical approach is recovered.

In the lattice Monte-Carlo simulations, it is possible to obtain a biexponential behavior for the probability of having n molecules in a nanoaggregate as can be seen in Fig. 7a. The biexponential behavior is characterized by the presence of two straight lines with different slopes in a log-lin scale. The biexponential behavior occurs in the lattice Monte-Carlo simulations when the interaction energies u_A between asphaltene molecules on the one hand and u_{RO} and u_R with resin and resinous oil molecules on the other hand are substantially different. For example, the choices $u_A = -5 k_B T$, $u_{RO} = -2.7 k_B T$ and $u_R = -2.3 k_B T$ at the same temperature and same volume as the MD simulations give a biexponential behavior very close to the one obtained in MD in Fig. 3 (a). It is shown in Fig. 7 (a). However, the biexponential behavior does not have the same causes as in MD the simulations. In the Monte-Carlo simulations, the biexponential behavior is due to the fact that pure resin or resinous oil nanoaggregates and pure asphaltene nanoaggregates are formed. There are very few mixed nanoaggregates. Thus, the first slope in the biexponential behavior is due to resin and resinous oil nanoaggregates and the second slope is due to asphaltene nanoaggregates. One consequence of this fact is that the probability of having a nanoaggregate with n resin or resinous oil molecules has a monoexponential behavior with a slope very close to the first slope of the biexponential behavior. In the same way, the probability of having a nanoaggregate with n asphaltene molecules has a monoexponential behavior with a slope very close to the second slope of the biexponential behavior. This can be seen in Fig. 7(a). On the contrary, in the MD simulations, the two slopes of the biexponential behavior do not correspond to two different slopes in two different monoexponential behaviors. This can be seen in Fig. 7(b).

We can conclude that, the biexponential behavior in MD is probably not due to the

difference in effective interaction energies involving asphaltene molecules on the one hand and resin or resinous oil molecules on the other hand.

2. Flexible nanoaggregates

Another possible explanation of the biexponential behavior obtained for the probability of having a nanoaggregate containing n aromatic molecules, is that it derives from the nanoaggregate flexibility.

As mentioned in Sec. IV B, if the aggregates are flexible and the system is not isotropic, an extra term in the free energy of the system should be considered (see Eq. (22)). This leads to a biexponential behavior. The existence of the biexponential behavior can be explained qualitatively in this way: bent nanoaggregates, less stable than straight ones, tend to be smaller and are responsible for the first slope of the biexponential behavior; on the contrary straight nanoaggregates are larger and give rise to the second slope [19].

This additional term is of course well-suited to explain the biexponential behavior observed for the probability of having a nanoaggregate with n aromatic molecules. However, we are not convinced that it is the main reason explaining the biexponential behavior, but there are indications that it might play a role. First, some nanoaggregates, especially those containing many resin and resinous oil molecules are bent, as can be seen in Fig. 8. Second, the system is not strictly isotropic: different nanoaggregates tend to align with respect to each other even if they are not directly connected. This is seen in Fig. 9, showing the probability density function of the dot product of two orientation vectors, normal to two random molecules taken in two different nanoaggregates. Here, two nanoaggregates are considered different if they are not linked, even by the head of an asphaltene molecule. The probability density function in Fig. 9 is uniform except for two small peaks around the values 1 and -1 , meaning that different nanoaggregates tend to align in the box. The alignment of different nanoaggregates is not so surprising: if the nanoaggregates are long, it is easier for them to grow in the same direction to avoid crossings and short range repulsion. The facts that nanoaggregates are flexible and that the system is not perfectly isotropic are consequently a plausible explanation for the biexponential behavior of the probability of having a nanoaggregate containing a given number of aromatic molecules.

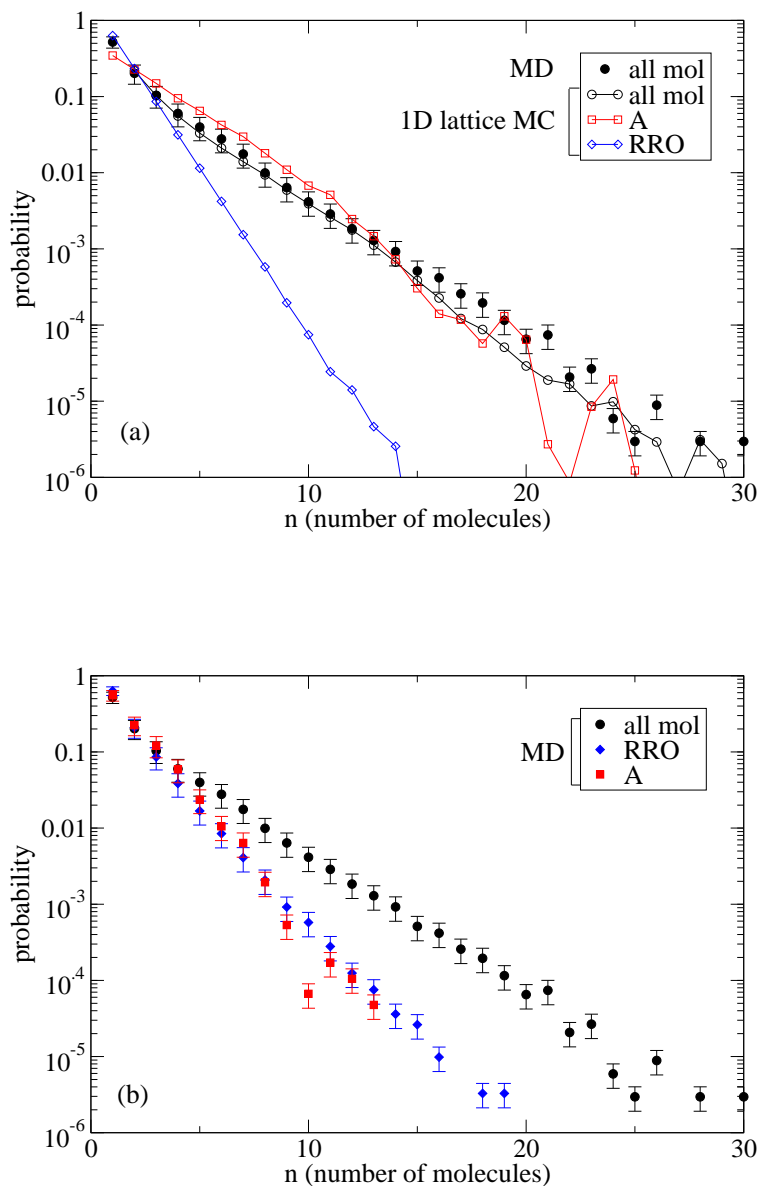


FIG. 7. (Color online) (a) Probability of having a nanoaggregate containing n aromatic molecules obtained in molecular dynamics and in the one-dimensional lattice Monte-Carlo simulations. The probabilities of having a nanoaggregate containing n asphaltene molecules and n resin or resinous oil molecules obtained in Monte-Carlo simulations are also shown to see the difference between the two slopes. (b) Probabilities of having a nanoaggregate containing n molecules obtained in molecular dynamics, to be compared with the results of Monte-Carlo simulations shown in (a).

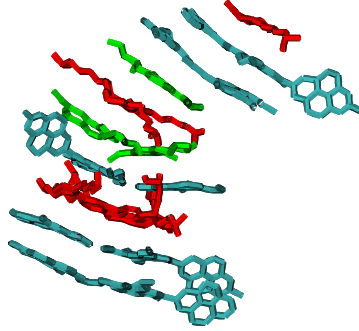


FIG. 8. (Color online) Picture of a bent nanoaggregate, obtained in molecular dynamics. The color code is the same as in Fig. 2.

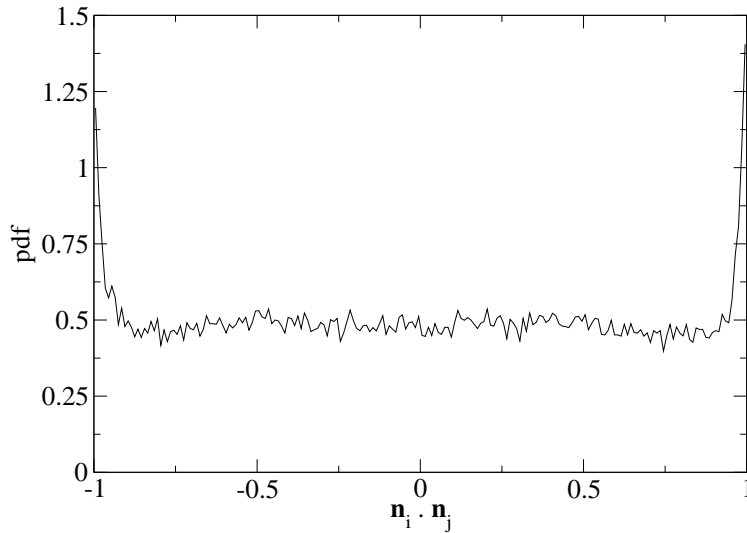


FIG. 9. Probability density function (pdf) of the dot product between two normal vectors \mathbf{n}_i and \mathbf{n}_j to randomly chosen molecules in two different nanoaggregates.

The fact that the nanoaggregates are not strictly rigid and that the system is not strictly isotropic was also valid when we looked at the probability of having a nanoaggregate containing n asphaltene molecules. However, the fact that this probability has a monoexponential behavior means that the additional term Eq. (22) can be neglected in this case. It could be because the effective persistence length is longer when only asphaltene

molecules are considered.

V. SUMMARY

In conclusion, we have shown that the aggregation reactions (1) give a good description of the stability of linear asphaltene nanoaggregates as observed in molecular dynamics (MD) simulations. From these aggregation reactions, we derived a master equation able to reproduce the monoexponential behavior of the stationary probability of having a nanoaggregate containing a given number of asphaltene molecules in MD. The parameter of the monoexponential behavior is interpreted as the ratio between the attachment and detachment rates of a single asphaltene molecule to a nanoaggregate. The master equation approach is also able to reproduce the aggregation dynamics. From the same aggregation reactions, we also derived a statistical mechanics model giving a thermodynamics interpretation of the monoexponential behavior. The main parameter is then the effective free energy between two asphaltene molecules, when the degrees of freedom corresponding to solvent molecules, resin, and resinous oil molecules and branched nanoaggregates are integrated out. Finally, a possible thermodynamic explanation for the biexponential behavior, observed for the stationary probability of having a nanoaggregate of n aromatic molecules in MD, is the flexibility of these nanoaggregates.

Although our model bitumen is quite simplified in comparison to a real bitumen, we believe that it reproduces some typical characteristics of the nanoaggregates such as the π -stacking interaction at the origin of their formation and their typical size. Recent molecular dynamics simulations of asphaltene molecules in toluene [24] reported that the π -stacking interaction is indeed the most important one to explain the nanoaggregate formation. They also reported that the largest aggregate can contain 17 molecules in a simulation containing 24 asphaltene molecules in total, which is compatible with our results. On the experimental side, recent laser-based mass spectrometry experiments [25] were able to obtain not only the average size of a nanoaggregate but also the polydispersity. The aggregation numbers are found to range roughly from 3 to 6 or from 6 to 8 depending on the bitumen chemical composition. It is also compatible with the probabilities obtained in MD, because large nanoaggregates are less probable and more difficult to detect experimentally.

Our simulations bring a new idea to the field of asphaltene nanoaggregation: the simple monoexponential behavior describes quite well the number of asphaltene molecules in a nanoaggregate.

To continue this work on bitumen nanoaggregate two directions are possible and equally interesting. A first direction is to consider a simpler system without resin and resinous oil and even without any possibility of branching. Then, the integration of the degrees of freedom related to the solvent molecules could be done and the effective energy could be evaluated in an independent way. This direction would lead to a quantitative understanding of the effective free energy between two asphaltene molecules.

The second and opposite direction is to add more molecule types to resemble a real bitumen. For example asphaltene molecules without a head and with long alkyl chains could be added and the consequences of this addition on the probability of having a nanoaggregate of a given size investigated.

ACKNOWLEDGEMENTS

This work is sponsored by the grants 1337-00073B and 1335-00762B of the Danish Council for Independent Research | Technology and Production Science. It is in continuation of the Cooee project (CO₂ emission reduction by exploitation of rolling resistance modeling of pavements), sponsored by the Danish Council for Strategic Research. The centre for viscous liquids dynamics "Glass and Time" is supported by the Danish National Research Foundation's grant DNRF61.

Appendix A: Proof of the mass action law

The configuration integral of the partition function of an ideal solution containing several solutes can be written as [20]

$$Y = \prod_i \prod_{j,n} \int d\mathbf{r}_i^0 \int d\mathbf{r}_j^{(n)} \exp\left(\frac{-(U_0(\mathbf{r}_i^0) + U_s(\mathbf{r}_i^0, \mathbf{r}_j^{(n)}))}{k_B T}\right), \quad (\text{A1})$$

where \mathbf{r}_i^0 denotes the position of the solvent molecule i , $\mathbf{r}_j^{(n)}$ the position of the j^{th} aggregate of size n , U_0 the solvent-solvent interaction, U_s the interaction between solutes and solvent,

depending *a priori* on the positions of all molecules, k_B the Boltzmann constant, and T the temperature. The symbol \prod indicates a product taking into account the indiscernible nature of each molecule type. The solute-solute interaction is neglected in the dilute limit and does not appear in the expression of the partition function. To simplify further this expression, we use again the assumption of a dilute solution. Not only the solutes, but also their solvation shells are supposed to be non-interacting. In that case,

$$Y = \prod_{j,n} \int d\mathbf{r}_j^{(n)} \exp\left(\frac{-F_e(\mathbf{r}_j^{(n)})}{k_B T}\right), \quad (\text{A2})$$

where the effective Helmholtz free energy $F_e(\mathbf{r}_j^{(n)})$ of one aggregate in the solvent is defined as

$$\exp\left(\frac{-F_e(\mathbf{r}_j^{(n)})}{k_B T}\right) = \prod_{i \in S_{j,n}} \int d\mathbf{r}_i^0 \exp\left(\frac{-(U_0(\mathbf{r}_i^0) + U_s(\mathbf{r}_i^0, \mathbf{r}_j^{(n)}))}{k_B T}\right), \quad (\text{A3})$$

where $S_{j,n}$ is the solvation shell around the j^{th} aggregate of size n . We assumed that the solution is isotropic and homogeneous so that the effective free energy $F_e(\mathbf{r}_j^{(n)})$ does not depend on the position $\mathbf{r}_j^{(n)}$ of the aggregate. In contrast, it does depend on the size n of the aggregate, which, the effective free energy is denoted $F_e^{(n)}$. The integral in the partition function Eq. (A2) is then straightforward and leads to

$$Y = \prod_n \frac{1}{N_n!} y_n^{N_n}, \quad (\text{A4})$$

with

$$y_n = V \exp\left(\frac{-F_e^{(n)}}{k_B T}\right), \quad (\text{A5})$$

where N_n is the number of aggregates of size n , V is the volume expressed in unit of volume occupied by an asphaltene molecule and where the indiscernible nature of each molecule type was made explicit.

The effect of the aggregation reactions Eq. (1) is then taken into account in the following way. A local equilibrium, acting on pressure, entropy and chemical potential of solvent molecules, is supposed to be reached for every value of the number N_n of nanoaggregates of size n . (that is why the partition function Y expressed earlier is properly defined). The

condition for thermodynamical equilibrium of the whole system is:

$$\begin{aligned} dF &= -PdV - SdT + \sum_n \mu_n dN_n + \mu_0 dN_0, \\ &= 0, \end{aligned} \quad (\text{A6})$$

where P is the pressure, S the entropy, μ_n the chemical potential of an aggregate of size n , μ_0 the chemical potential of a solvent molecule, and N_0 the number of solvent molecules. As local equilibrium is supposed to be established for every step along the aggregation processes, $dV = 0$, $dT = 0$ and $dN_0 = 0$ at the time scale of these processes. Chemical equilibrium is then only controlled by the chemical potentials of the nanoaggregates. An infinite number of aggregation reactions are taking place at the same time. Let us consider a particular one for a given value of n : $A_n + A_1 \rightleftharpoons A_{n+1}$. For this aggregation reaction, the variations of the numbers N_n of nanoaggregates of a given size are all linked to the extent ξ_n of the reaction through

$$dN_n = -d\xi_n, \quad dN_1 = -d\xi_n, \quad \text{and} \quad dN_{n+1} = d\xi_n. \quad (\text{A7})$$

We can consequently rewrite the chemical equilibrium condition as:

$$\sum_n (\mu_{n+1} - \mu_n - \mu_1) d\xi_n = 0, \quad \text{for } n = 1, 2, \dots \quad (\text{A8})$$

One should require furthermore that the chemical equilibrium is reached for each reaction separately, so that finally the chemical equilibrium condition rewrites

$$\mu_{n+1} - \mu_n - \mu_1 = 0, \quad \text{for } n = 1, 2, \dots \quad (\text{A9})$$

This equation implies that

$$\exp\left(\frac{\mu_{n+1} - \mu_n - \mu_1}{k_B T}\right) = 1. \quad (\text{A10})$$

The chemical potentials μ_n can be expressed using the partition function Eq. (A4). Indeed, by definition in the canonical ensemble, we have:

$$F = -k_B T \ln(Y) \quad \text{and} \quad \mu_n = \frac{\partial F}{\partial N_n}, \quad (\text{A11})$$

where F is the free energy of the whole system. It leads to²⁰ :

$$\mu_n = k_B T \left(-\ln(V) + \frac{F_e^{(n)}}{k_B T} + \ln(N_n) \right). \quad (\text{A12})$$

Using this expression for the chemical potentials in Eq. (A10) leads to the well-known mass action law:

$$\frac{N_{n+1}}{N_n N_1} = \frac{K_n(T)}{V}, \quad \text{for } n \in \{1, 2, \dots\}, \quad (\text{A13})$$

where the chemical equilibrium constant $K_n(T)$ is given by

$$K_n(T) = \exp\left(-\frac{F_e^{(n+1)} - F_e^{(n)} - F_e^{(1)}}{k_B T}\right). \quad (\text{A14})$$

* clairel@ruc.dk

- ¹ J. F. Branthaver, J. C. Pedersen, R. E. Robertson, J. J. Duvall, S. S. Kim, P. M. Harnsberger, T. Mill, E. K. Ensley, F. A. Barbour, and J. F. Schabron, Tech. Rep. SHRP-A-368, Strategic Highway Research Program (1993).
- ² P. R. Herrington, *Petrol. Sci. Technol.* **16**, 743 (1998).
- ³ X. Lu and U. Isacsson, *Construction and Building Materials* **16**, 15 (2002).
- ⁴ J. C. Petersen, Transportation Research Circular E-C140, Transportation Research Board (2009).
- ⁵ J. C. Petersen, F. A. Barbour, and S. M. Dorrence, *Proc. Association of Asphalt Paving Technologists* **43**, 162 (1974).
- ⁶ C. A. Lemarchand, T. B. Schrøder, J. C. Dyre, and J. S. Hansen, *J. Chem. Phys.* **139**, 124506 (2013).
- ⁷ J. S. Hansen, C. A. Lemarchand, E. Nielsen, J. C. Dyre, and T. Schrøder, *J. Chem. Phys.* **138**, 094508 (2013).
- ⁸ CO2 emission reduction by exploitation of rolling resistance modelling of pavements, <http://www.cooee-co2.dk/>.
- ⁹ N. Bailey, L. Bøhling, J. S. Hansen, T. Ingebrigsten, H. Larsen, C. A. Lemarchand, U. R. Pedersen, T. Schrøder, and A. A. Veldhorst <http://rumd.org>.
- ¹⁰ ASTM. 1995, *Annual Book of Standards* (American Society for Testing and Materials, Philadelphia, 1995); method D-2007.
- ¹¹ O. C. Mullins, H. Sabbah, J. Eyssautier, A. E. Pomerantz, L. Barré, A. B. Andrews, Y. Ruiz-Morales, F. Mostowfi, R. McFarlane, L. Goual, R. Lepkowicz, T. Cooper, J. Orbulescu, R. M. Leblanc, J. Edwards, and R. N. Zare, *Energy & Fuels* **26**, 3986 (2012).
- ¹² P. M. Morse, *J. Oper. Res. Soc.* **3**, 255 (1955).
- ¹³ M. Schwarz, Jr and D. Poland, *J. Chem. Phys.* **63**, 557 (1975).
- ¹⁴ P. Sillrén, J. Bielecki, J. Mattson, L. Borjesson, and A. Matic, *J. Chem. Phys.* **136**, 094514 (2012).

- ¹⁵ Per Sillrén, "Trees, Queues and Alcohols", Ph.D. thesis (Chalmers University of Technology, 2013).
- ¹⁶ T. Erdmann and U. S. Schwarz, Phys. Rev. Lett. **92**, 108102 (2004).
- ¹⁷ R. Mahnkke and N. Pieret, Phys. Rev. E **56**, 2666 (1997).
- ¹⁸ P. van der Schoot and M. E. Cates, Langmuir **10**, 670 (1994).
- ¹⁹ T. Kuriabova, M. D. Betterton, and M. A. Glaser, J. Mater. Chem. **20**, 10366 (2010).
- ²⁰ B. Diu, C. Guthmann, D. Lederer, and B. Roulet, *Éléments de physique statistique* (Hermann, Paris, 1989).
- ²¹ X. Lü and J. T. Kindt, J. Chem. Phys. **120**, 10328 (2004).
- ²² X. Lü and J. T. Kindt, J. Chem. Phys. **125**, 054909 (2006).
- ²³ A. Wiehe and K.S. Liang, Fluid Phase Equil. **117**, 201 (1996).
- ²⁴ C. Jian, T. Tang, and S. Bhattacharjee, Energy & Fuels **28**, As Soon As Publishable (2014).
- ²⁵ Q. Wu, A. E. Pomerantz, O. C. Mullins, and R. N. Zare, Energy & Fuels **28**, 475 (2014).