

Line arrangements with the maximal number of triple points

M. Dumnicki, L. Farnik, A. Głowska, M. Lampa-Baczyńska, G. Malara,
T. Szemberg,* J. Szpond, H. Tutaj-Gasińska

June 6, 2018

Abstract

The purpose of this note is to study configurations of lines in projective planes over arbitrary fields having the maximal number of intersection points where three lines meet. We give precise conditions on ground fields \mathbb{F} over which such extremal configurations exist. We show that there does not exist a field admitting a configuration of 11 lines with 17 triple points, even though such a configuration is allowed combinatorially. Finally, we present an infinite series of configurations which have a high number of triple intersection points.

Keywords arrangements of lines, combinatorial arrangements, Sylvester-Gallai problem

Mathematics Subject Classification (2000) 52C30, 05B30, 14Q10

1 Introduction

Configurations of points and lines have been the classical object of study in geometry. They come up constantly in various branches of contemporary mathematics, among others serving as a rich source of interesting examples and counter-examples. By way of example, in algebraic geometry, arrangements of lines have been studied recently by Teitler in [21] in the context of multiplier ideals, in [10] as counter-examples to the containment problem for symbolic powers of ideals of points in the complex projective plane and in [5] in the setup of the Bounded Negativity Conjecture and Harbourne constants.

In combinatorics point line arrangements are subject of classical interest and current research. Notably, in the last year we have witnessed a spectacular proof of a long standing conjecture motivated by the Sylvester-Gallai theorem on the number of ordinary lines. It has been proved by Green and Tao [13] with methods closely related to the real algebraic geometry. Symmetric (n_k) configurations (mostly in the real Euclidean plane) are another classical topic of study in combinatorics. Such configurations with triple points (i.e. $k = 3$) are well understood, see the beautiful monograph by Grünbaum [14]. The classification of (n_4) configurations has witnessed much progress in recent years and is almost completed, mainly due to works of Bokowski and his coauthors, see e.g. [7], [6] for an up to date account on that path of research. In the present note we take up a slightly different point of view and

*TS was partially supported by NCN grant UMO-2011/01/B/ST1/04875

investigate what the maximal number of triple points in a configuration of s lines over an *arbitrary* ground field is. In Theorem 2.1, which is our main result, we give a full classification for $s \leq 11$. The interest in this particular bound is explained by the observation that it is the first value of s for which a configuration with maximal combinatorially possible number of triple points cannot be realized over any field. To the best of our knowledge this is the first example of this kind. More precisely, non-realizable configurations were known previously, probably the first example was found by Lauffer [17], see also [20] and [12]. However, the known examples concern configurations whose numerical invariants (for example Lauffer's example is numerically the Desargues (10_3) configuration) allow several combinatorial realizations and *some* of them are not realizable over any field. In the case studied here, there are two combinatorial realizations possible but *none* of them has a geometrical realization. It is then natural to ask to what extent the combinatorial upper bound on the number of triple points found by Schönhein [19] (see also equation (3) below) can be improved in general. Our result is rendered by a series of configurations with a high number of triple points presented in Section 3. This series of examples sets some limits to possible improvements in (3).

Given a positive integer s and a projective plane over a field with sufficiently many elements, it is easy to find s lines intersecting in exactly $\binom{s}{2}$ distinct points. In fact this is the number of intersection points of a *general* arrangement of s lines (such arrangements in algebraic geometry are called *star configurations*, see [11]) and this is also the maximal possible number of points in which at least two out of given s lines intersect.

Given a configuration of s mutually distinct lines, let t_k denote the number of points where exactly $k \geq 2$ lines meet. Then there is the obvious combinatorial equality

$$\binom{s}{2} = \sum_{k \geq 2} t_k \binom{k}{2}. \quad (1)$$

Let $T_k(s)$ denote the maximal number of k -fold points in an arrangement of s distinct lines in the projective plane over an arbitrary field \mathbb{F} . The discussion above shows that

$$T_2(s) = \binom{s}{2}.$$

The aim of this note is to investigate the numbers $T_3(s)$.

2 Arrangements with many triple points

Deciding the existence or non-existence of a configuration with certain properties is a problem which can, in principle, be always solved by combinatorial and semi-algebraic methods. The combinatorial part evaluates the collinearity conditions and checks whether the resulting incidence table can be filled in or not. The restrictions are imposed by the number of lines intersecting in configuration points and the condition that two lines cannot intersect in more than one point. Table 2 on page 6 is an example of what we call an incidence table.

If a configuration is combinatorially possible, then we assign coordinates to the equations of configuration lines and check if the system of polynomial equations resulting from evaluating combinatorial data has solutions. Typically this is the case and this is where the semi-algebraic part comes into the picture, as one has

to exclude various degenerations, for example points or lines falling together. This kind of conditions is given by *inequalities*.

This note, in a sense, is a field case study of the effective applicability of the approach described above. Evaluating all conditions carefully, one can actually study *moduli spaces* of configurations in the spirit of [2] and [1]. However, since we are interested in the existence of configurations over *arbitrary* fields, we do not dwell on this aspect of the story.

Some of the computations were supported by the symbolic algebra program Singular [9].

The equality (1) yields the following upper bound on the number t_3 of triple points in an arrangement of s lines:

$$t_3 \leq \left\lfloor \frac{\binom{s}{2}}{3} \right\rfloor. \quad (2)$$

This naive bound has been improved by Kirkman in 1847, [15], with a correction of Schönheim in 1966, [19]. Theorem 3.1 shows that this bound is close to be attained, on the other hand Theorem 2.1 shows that there is place for some further improvements. Let

$$U_3(s) := \left\lfloor \left\lfloor \frac{s-1}{2} \right\rfloor \cdot \frac{s}{3} \right\rfloor - \varepsilon(s), \quad (3)$$

where $\varepsilon(s) = 1$ if $s \equiv 5 \pmod{6}$ and $\varepsilon(s) = 0$ otherwise. Then

$$T_3(s) \leq U_3(s). \quad (4)$$

We refer to Section 5 in [8] for a nice discussion of historical backgrounds. In the next table we present a few first numbers resulting from (4)

s	1	2	3	4	5	6	7	8	9	10	11	12
$U_3(s)$	0	0	1	1	2	4	7	8	12	13	17	20

It is natural to ask to which extend the numbers appearing in the above table are sharp. Our main result is the following classification Theorem.

Theorem 2.1. *a) For $1 \leq s \leq 6$, there are configurations of lines with $U_3(s)$ triple points in projective planes $\mathbb{P}(\mathbb{F})$ over arbitrary fields.*

b) A configuration of 7 lines with 7 triple points exists only in characteristic 2 (the smallest such configuration is the Fano plane $\mathbb{P}^2(\mathbb{F}_2)$).

c) A configuration of 8 lines with 8 triple points exists over any field containing a non-trivial third degree root of 1. Moreover such a configuration always arises by taking out one line from a configuration of 9 lines with 12 triple points.

d) A configuration of 9 lines with 12 triple points exists over any field containing a non-trivial third degree root of 1.

e) A configuration of 10 lines with 13 triple points exists only

e1) over a field \mathbb{F} of characteristic 2 containing a non-trivial third root of unity. In this case one of the points has in fact multiplicity 4;

e2) over any field \mathbb{F} of characteristic 5.

f) *There is no configuration of 11 lines with 17 triple points. There exist configurations of 11 lines with 16 triple points.*

Proof. The first part of the Theorem is well known for $s \leq 9$. We go briefly through all the cases for the sake of the completeness and discuss $s = 10$ in more detail as this configuration seems to be new.

For $s = 1, 2$ there is nothing to prove. For $s = 3, 4$ we take 3 lines in a pencil and an arbitrary fourth line. The case $s = 5$ is easy as well, see Figure 1.

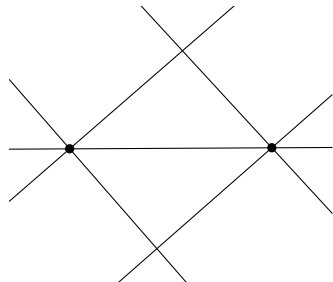


Figure 1 : $s = 5$

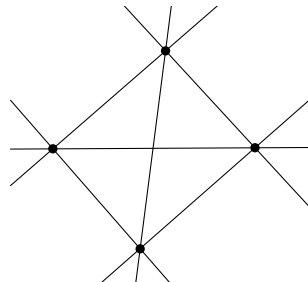


Figure 2 : $s = 6$

We pass to the case $s = 6$ adding the line through both double points, see Figure 2.

For $s = 7$ we obtain the famous Fano plane $\mathbb{P}^2(\mathbb{F}_2)$. It is well known that this configuration is possible only in characteristic 2. The picture below (Figure 3) indicates collinear points as lying on the segments or on the circle.

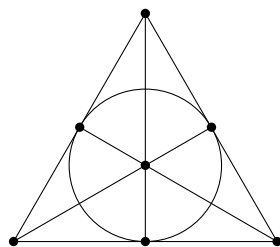


Figure 3 : $s = 7$

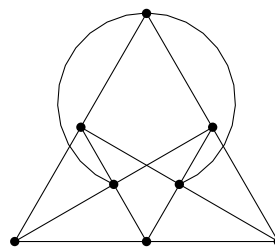


Figure 4 : $s = 8$

For $s = 8$ there is the Möbius-Kantor (8_3) configuration. This configuration cannot be drawn in the real plane. Collinearity is indicated by segments and the circle arch, see Figure 4. This configuration can be obtained from the next configuration by removing one line.

For $s = 9$ there is the dual Hesse configuration. It is easier to describe the original Hesse configuration. It arises taking the nine order 3 torsion points of a smooth complex cubic curve (which carries the structure of an abelian group and the torsion is understood with respect to this group structure). There are 12 lines passing through the nine points in such a way that each line contains exactly 3 torsion points and there are 4 lines passing through each of the points. See [4] for details. This configuration cannot be drawn in the real plane.

Beside the geometrical realization over the complex numbers, the dual Hesse configuration can be also easily obtained in characteristic 3, more precisely, in the plane

$\mathbb{P}^2(\mathbb{F}_3)$ taking all 13 lines and removing from this set all 4 lines passing through a fixed point. We leave the details to the reader.

Before moving on, we record for further reference the following simple but useful fact.

Lemma 2.2. *Let $\mathcal{L} = \{L_1, \dots, L_s\}$ be a configuration of lines. Let $L \in \mathcal{L}$ be a fixed line. Let $P_1(L), \dots, P_r(L)$ be intersection points of L with other configuration lines with corresponding multiplicities $m_1(L), \dots, m_r(L)$. Then*

$$s - 1 = \sum_{i=1}^r (m_i - 1).$$

In particular, if there are only triple points on a line L , then s is an odd number.

2.1 10 lines

Now we come to the case $s = 10$. We work over an arbitrary field \mathbb{F} . The upper bound (4) implies that in this case there can be at most 13 points of multiplicity at least 3. We first deal with the case when points of higher multiplicity might appear.

2.1.1 Points of excess multiplicity

The combinatorial equality (1) implies that there are no points with multiplicity $m \geq 5$ and only the following cases with 4-fold points need to be considered:

- (i) $t_4 = 2, t_3 = 11, t_2 = 0$.
- (ii) $t_4 = 1, t_3 = 12, t_2 = 3$.

Case (i) is excluded since there exists a configuration line L which does not pass through any of the 4-fold points. Hence this line contains only 3-fold points. Since $s = 10$, this contradicts Lemma 2.2.

Passing to (ii) we start with the 4-fold point W . We denote the lines passing through W by M_1, \dots, M_4 as indicated in the picture below.

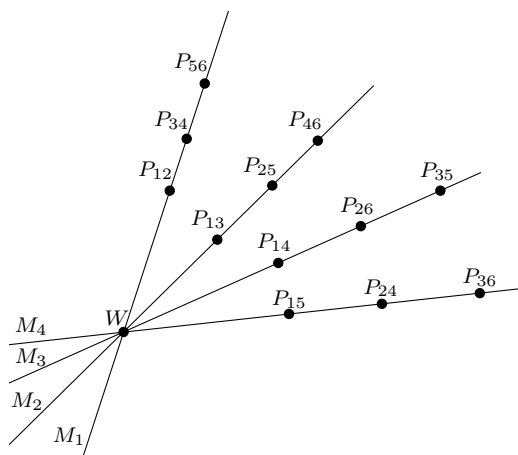


Figure 5

The remaining 6 lines L_1, \dots, L_6 (not visible in the figure above) intersect pairwise in 15 mutually distinct points — 12 of these points are the 12 configuration

triple points and the remaining 3 points (not visible in the figure above) contribute to t_2 . Note that 6 general lines intersect in 15 mutually distinct points, but in our situation there are additional collinearities which are reflected in the picture above and in the table below. Passing to the details let $P_{ij} = L_i \cap L_j$ for $1 \leq i < j \leq 6$. Up to renumbering of points we may assume that they are distributed in the following way:

line	points on the line
M_1	P_{12}, P_{34}, P_{56}
M_2	P_{13}, P_{25}, P_{46}
M_3	P_{14}, P_{26}, P_{35}
M_4	P_{15}, P_{24}, P_{36}

Table 1

Moreover, we may assume that the lines L_1, \dots, L_6 have the following equations (we omit “= 0” in the equations)

$$\begin{aligned} L_1 : x, & & L_2 : y, & & L_3 : z, \\ L_4 : x + y + z, & & L_5 : ax + by + z, & & L_6 : cx + dy + z, \end{aligned} \quad (5)$$

with

$$a, b, c, d \in \mathbb{F}^* \quad \text{and} \quad \det \begin{pmatrix} 1 & 1 & 1 \\ a & b & 1 \\ c & d & 1 \end{pmatrix} \neq 0. \quad (6)$$

Indeed, the first four equations are obvious. The coefficients at z in the lines L_5 and L_6 can be normalized to 1 since otherwise the star configuration condition would fail. Similarly the conditions in (6) are necessary in order to guarantee that L_1, \dots, L_6 form a star configuration.

Evaluating collinearity conditions in Table 1 above we obtain the following system of linear and quadratic equations:

$$\left\{ \begin{array}{l} a - b - c + d = 0 \\ -ad + a - c + d = 0 \\ a - bc = 0 \\ bc - d = 0 \end{array} \right. \quad (7)$$

Additionally, the condition that the lines M_1, \dots, M_4 belong to the same pencil gives

$$-ab + a + bc - 1 = 0. \quad (8)$$

A solution to the above system of equations (7) and (8) satisfying additionally the non-equality condition (6) exists only in characteristic 2. This has been verified with the aid of Singular. Moreover, in that case a satisfies

$$a^2 + a + 1 = 0.$$

and then, consequently, $b = a^2$, $c = a^2$ and $d = a$.

It follows that the configuration (ii) exists in $\mathbb{P}^2(\mathbb{F}_{2^q})$, for all $q \geq 2$ (the case $q = 1$ is excluded as there are evidently not enough points in the Fano plane. The

configuration lines are then given by equations

$$\begin{aligned} L_1 &: x, & L_2 &: y, & L_3 &: z, \\ L_4 &: x + y + z, & L_5 &: ax + a^2y + z, & L_6 &: a^2x + ay + z, \\ M_1 &: x + y, & M_2 &: ax + z, & M_3 &: a^2x + y + z, & M_4 &: x + a^2y + z \end{aligned}$$

Then the configuration points have coordinates:

$$\begin{aligned} W &= (1 : 1 : a), & P_{12} &= (0 : 0 : 1), & P_{13} &= (0 : 1 : 0), & P_{14} &= (0 : 1 : 1), \\ P_{15} &= (0 : 1 : a^2), & P_{24} &= (1 : 0 : 1), & P_{25} &= (1 : 0 : a), & P_{26} &= (1 : 0 : a^2), \\ P_{34} &= (1 : 1 : 0), & P_{35} &= (a : 1 : 0), & P_{36} &= (1 : a : 0), & P_{46} &= (a^2 : a : 1), \\ P_{56} &= (1 : 1 : 1). \end{aligned}$$

The incidence table in this case reads:

	W	P_{12}	P_{13}	P_{14}	P_{15}	P_{24}	P_{25}	P_{26}	P_{34}	P_{35}	P_{36}	P_{46}	P_{56}
L_1		+	+	+	+								
L_2		+				+	+	+					
L_3			+						+	+	+		
L_4				+		+			+			+	
L_5					+		+			+			+
L_6								+			+	+	+
M_1	+	+							+				+
M_2	+		+				+					+	
M_3	+			+				+		+			
M_4	+				+	+					+		

Table 2

2.1.2 Points of multiplicity 3

Now we pass to the case that there are no quadruple points, hence $t_3 = 13$ and consequently $t_2 = 6$. There is an odd number of 2-fold points on each configuration line. This implies that there is a configuration line M_1 containing exactly three 2-fold points D_1, D_2, D_3 . We have again two cases:

- (A) The lines M_2, M_3, M_4 passing through the points D_1, D_2, D_3 meet in a single point W .

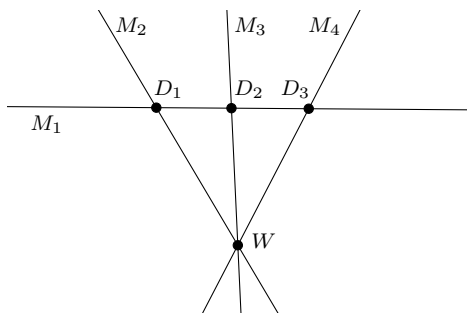


Figure 6 : Case (A)

(B) The lines M_2, M_3, M_4 form a triangle with vertices Z_1, Z_2, Z_3 .

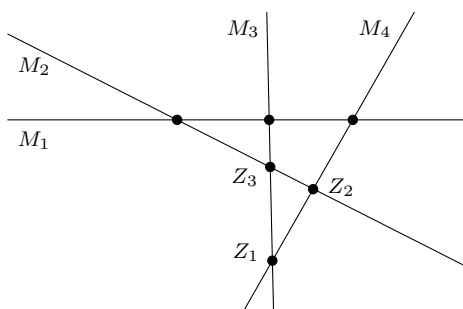


Figure 7 : Case (B)

The first case is impossible. This follows similarly to the case (e1) with a 4-fold point. Indeed, the six lines L_1, \dots, L_6 not visible in the Figure 6 form a star configuration, i.e. there are 15 mutually distinct intersection points $P_{ij} = L_i \cap L_j$. Up to renumbering incidences between the lines M_i and the points P_{jk} are as in the Table 3.

Moreover the condition that M_2, M_3 and M_4 meet at one point W is the same as in equation (8). This gives the same solution as in the previous case (e1). It is easy to check that this implies that the line M_1 goes through W , a contradiction.

Now we consider the remaining case (B). There are three 3-fold points on the line M_1 . The points Z_1, Z_2, Z_3 must be also 3-fold points of the configuration and on each of the lines M_2, M_3, M_4 there are two more 3-fold points. This gives altogether twelve 3-fold points. Hence the six remaining lines L_1, \dots, L_6 have a 3-fold intersection point. We call this point D , and assume that $D = (1 : 1 : 1)$ and then the equations of the lines L_i are

$$\begin{aligned} L_1 : x, & & L_2 : y, & & L_3 : z, \\ L_4 : ax - (a+1)y + z, & L_5 : bx - (b+1)y + z, & L_6 : cx - (c+1)y + z, \end{aligned} \quad (9)$$

with a, b, c mutually distinct and different from zero. The combinatorics implies that each of Z_1, Z_2, Z_3 lie on one of the lines L_4, L_5, L_6 . Up to renumbering we can assume $Z_1 \in L_4, Z_2 \in L_5, Z_3 \in L_6$. Then the incidence table is determined as follows:

line	points on the line
M_1	P_{14}, P_{25}, P_{36}
M_2	Z_2, Z_3, P_{12}, P_{34}
M_3	Z_1, Z_3, P_{15}, P_{23}
M_4	Z_1, Z_2, P_{13}, P_{26}

Table 3

See the text after Table 5 for hints how to fill in such a table.

Using equations as in equation (9) and evaluating incidences we obtain the following conditions

$$\begin{cases} ab + ac + a - bc = 0 \\ ac + a - b + c = 0 \\ ab + c = 0 \\ a + bc = 0 \end{cases} \quad (10)$$

This implies that $b^2 = 1$. If $b = -1$ then $a = -1$, a contradiction. If $b = 1$ then $a = 3$ and $a^2 + 1 = 0$. It follows that $\text{char } \mathbb{F} = 2$ or $\text{char } \mathbb{F} = 5$. In the first case $a = c$, a contradiction. In the second case we obtain $a = 3, b = 1, c = 2$, thus the lines are

$$\begin{aligned} L_1 : x, & & L_2 : y, & & L_3 : z, \\ L_4 : 3x + y + z, & L_5 : x + 3y + z, & L_6 : 2x + 2y + z, \\ M_1 : x + y + z, & M_2 : 2x + 4y, & M_3 : 3y + z, & & M_4 : 2x + z \end{aligned}$$

The points have coordinates

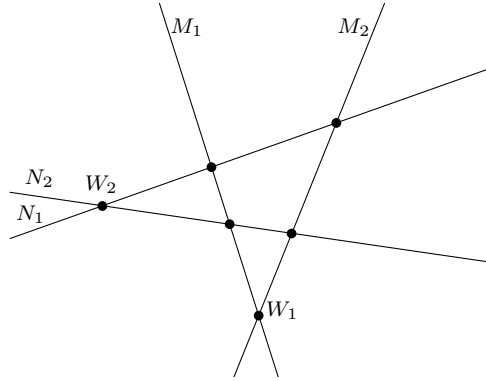
$$\begin{aligned} D &= (1 : 1 : 1), & Z_1 &= (2 : 3 : 1), & Z_2 &= (4 : 3 : 2), & Z_3 &= (4 : 3 : 1), \\ P_{12} &= (0 : 0 : 1), & P_{13} &= (0 : 1 : 0), & P_{14} &= (0 : 4 : 1), & P_{15} &= (0 : 4 : 3), \\ P_{23} &= (1 : 0 : 0), & P_{25} &= (1 : 0 : 4), & P_{26} &= (1 : 0 : 3), & P_{34} &= (4 : 3 : 0), \\ P_{36} &= (3 : 2 : 0). \end{aligned}$$

The incidence table is

	D	Z_1	Z_2	Z_3	P_{12}	P_{13}	P_{14}	P_{15}	P_{23}	P_{25}	P_{26}	P_{34}	P_{36}
L_1					+	+	+	+					
L_2					+				+	+	+		
L_3						+			+			+	+
L_4	+	+					+					+	
L_5	+		+					+		+			
L_6	+			+							+		+
M_1							+			+			+
M_2			+	+	+							+	
M_3		+		+				+			+		
M_4		+	+			+			+				

Table 4

Passing to the last assertion f) of Theorem 2.1 we assume that a configuration of 11 lines with 17 triple points exists. Then (1) implies that there are 4 double points in the configuration. Hence each line meets 10 other lines, there is an even number of double points on each line. If there are 4 double points on a line, then this condition fails on the 4 lines meeting the given one in the double points. Hence, there must be 2 pairs of lines in the configuration with double points situated in the intersection points of lines from different pairs as indicated in the figure below



Now, there are two cases

- (I) the line W_1W_2 belongs to the configuration,
- (II) the line W_1W_2 is not a configuration line.

We begin with the case (I)

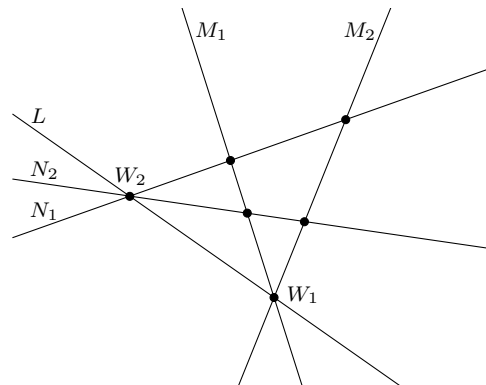


Figure 8 : Case (I)

Let L be the line W_1W_2 . In the figure above there are 5 configuration lines. The remaining lines L_1, \dots, L_6 must form a star configuration and their intersection points $P_{ij} = L_i \cap L_j$ have to distribute in five collinear triples lying on the lines L, M_1, M_2, N_1 and N_2 . Up to renumbering the points the collinear triples are

P_{12}, P_{34}, P_{56}	(11)
P_{13}, P_{25}, P_{46}	
P_{14}, P_{26}, P_{35}	
P_{15}, P_{24}, P_{36}	
P_{16}, P_{23}, P_{45}	

Indeed, the first column contains the points lying on the line L_1 . The first row is then completed just by assigning numbers. The index 2 must appear somewhere in the second row. Since the pairs 3,4 and 5,6 cannot be distinguished in this stage (similarly as the particular points within these pairs), we have the freedom to label that point P_{25} . These labeling determines the rest of the table.

Without loss of generality as in (5) and (6) we may assume that

$$\begin{aligned} L_1 &: x, & L_2 &: y, & L_3 &: z, \\ L_4 &: x + y + z, & L_5 &: ax + by + z, & L_6 &: cx + dy + z, \end{aligned}$$

with

$$a, b, c, d \in \mathbb{F}^* \quad \text{and} \quad \det \begin{pmatrix} 1 & 1 & 1 \\ a & b & 1 \\ c & d & 1 \end{pmatrix} \neq 0.$$

We can now compute coordinates of all points P_{ij} for $1 \leq i < j \leq 6$ and evaluate collinearity conditions (11). This leads to the following system of equations:

$$\begin{cases} a - b - c + d = 0 \\ -ad + a - c + d = 0 \\ a - bc = 0 \\ bc - d = 0 \\ ad - a + b - d = 0 \end{cases} \quad (12)$$

This system has a solution satisfying conditions (6) only if the ground field \mathbb{F} has characteristic 2. In that case we have

$$a = d = \varepsilon, \quad b = c = \varepsilon^2,$$

with ε a solution of the equation $x^2 + x + 1 = 0$, i.e. a primitive root of unity of order 3. This implies that the equations of the lines L, N_1, N_2, M_1, M_2 are (up to ordering)

$$x + y, \quad \varepsilon x + z, \quad \varepsilon^2 x + y + z, \quad x + \varepsilon^2 y + z, \quad \varepsilon y + z.$$

These lines belong all to the pencil of lines passing through the point $(1 : 1 : \varepsilon)$, a contradiction.

Now we pass to the second case (II). In this situation we start with the following figure

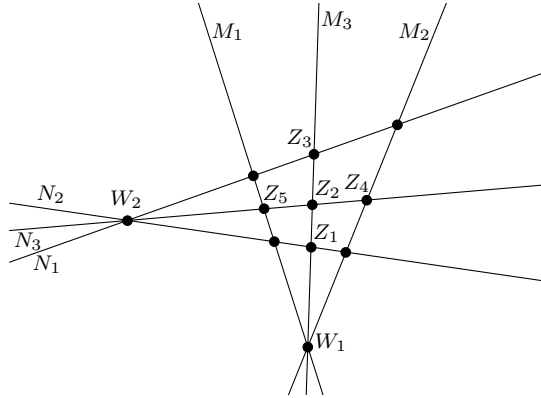


Figure 9 : Case (II)

There are now 5 remaining configuration lines, which we call as usual L_1, \dots, L_5 . They form a star configuration, i.e. there are 10 mutually distinct intersection points $P_{ij} = L_i \cap L_j$, for $1 \leq i < j \leq 5$. Up to renumbering these points are distributed as follows

line	points on the line
M_1	P_{12}, P_{34}
M_2	P_{15}, P_{23}
N_3	P_{13}
N_1	P_{14}, P_{25}
N_2	P_{24}, P_{35}
M_3	P_{45}

Table 5

The Table 5 is filled as follows. The first two rows are filled just by assigning labels. They imply immediately that $Z_4 \in L_4$ and $Z_5 \in L_5$. There is another triple point of the configuration not depicted in Figure 9. The line L_2 cannot pass through this point so that it must be P_{13} (note that L_4 and L_5 intersect N_3 already in Z_4 and Z_5 respectively). The points P_{24} and P_{25} must then lie one on N_1 and the other on N_2 . We have selected the labeling in such a way, that $Z_i \in L_i$ holds for all $i = 1, \dots, 5$.

Similarly as in case (I), without loss of generality, we may assume that the equations of the lines L_i are

$$\begin{aligned} L_1 : x, & & L_2 : y, & & L_3 : z, \\ L_4 : x + y + z, & & L_5 : ax + by + z. \end{aligned}$$

Evaluating the conditions $Z_i \in L_i$ for $i = 1, \dots, 5$ we obtain the following system of equations (one condition, $Z_2 \in L_2$, is satisfied automatically)

$$\begin{cases} -a^2 + ab^2 + ab - b^2 = 0 \\ a^2 - ab^2 + ab - a = 0 \\ -ab^2 + ab - a + b^2 = 0 \\ a^2 - ab - a + b^2 = 0 \end{cases} \quad (13)$$

This system is equivalent to the system

$$\begin{cases} 3(a - b^2) = 0 \\ ab - 2b^2 + a = 0 \\ a^2 - ab + b^2 - a = 0 \end{cases} \quad (14)$$

The latter system has to be treated differently in case of characteristic of \mathbb{F} equal either 2 or 3 but all cases lead to the same solution $a = b = 1$, we omit the details. This solution means $L_4 = L_5$, a contradiction.

We conclude the proof of Theorem 2.1 with an example of a configuration of 11 lines with 16 triple points. Our example is constructed over an arbitrary field \mathbb{F} which contains the golden section ratio. Our example is dual to the example in [8, page 398, figure (i)].

Turning to details, let $b \in \mathbb{F}$ satisfy $b^2 + b - 1 = 0$ and let the configuration lines be given by the following equations:

$$\begin{aligned} L_1 : x, & & L_2 : y, & & L_3 : z, & & L_4 : x + y + z, \\ L_5 : -bx + z, & & L_6 : bx + y + bz, & & L_7 : y + z, & & L_8 : b^2x + by + z, \\ L_9 : bx - by - z, & & L_{10} : -b^3x - y - bz, & & L_{11} : -b^2x + (1 - b)y. \end{aligned}$$

The configuration points are then easily computed to be:

$$\begin{aligned}
 P_1 &= (0 : -1 : 1), & P_2 &= (1 : 0 : 0), & P_3 &= (0 : 1 : 0), \\
 P_4 &= (1 : 0 : -1), & P_5 &= (-1 : b + 1 : -b), & P_6 &= (-1 : b : 0), \\
 P_7 &= (1 : 0 : b), & P_8 &= (0 : -b : 1), & P_9 &= (0 : -1 : b), \\
 P_{10} &= (1 : 0 : -b^2), & P_{11} &= (1 - b : -b : b), & P_{12} &= (-1 : b : -b), \\
 P_{13} &= (1 : 1 : -1) & P_{14} &= (0 : 0 : 1), & P_{15} &= (1 : 1 : 0), \\
 P_{16} &= (1 : 1 : -2).
 \end{aligned}$$

The incidence table in this case reads:

	P_1	P_2	P_3	P_4	P_5	P_6	P_7	P_8	P_9	P_{10}	P_{11}	P_{12}	P_{13}	P_{14}	P_{15}	P_{16}
L_1	+		+					+	+					+		
L_2		+		+			+			+				+		
L_3		+	+			+									+	
L_4	+			+	+											+
L_5			+		+		+					+				
L_6				+		+		+			+					
L_7	+	+									+	+	+			
L_8					+	+			+	+			+			
L_9							+		+		+				+	
L_{10}								+		+		+				+
L_{11}													+	+	+	+

And finally, the configuration is visualized in Figure 10. In this figure the dashed circle indicates the line at the infinity on which parallel lines intersect. So that for example parallel lines L_9 and L_{11} intersect in point P_{15} . The line at infinity is a configuration line.

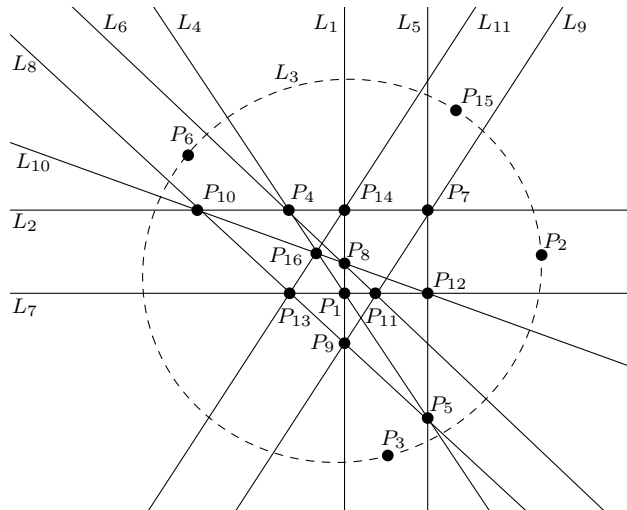


Figure 10

□

3 Configurations with many triple points

In complex algebraic geometry a point where exactly two lines meet is a *node*. This is the simplest singularity one encounters and is denoted by A_1 in the A - D - E -classification of simple singularities of curves, see for example [3]. Plane curves (not necessarily splitting in lines) with A_1 singularities are well understood, see for example [18]. When exactly three lines meet in a point, then there is a D_4 singularity in that point. Apart from A_1 , this is the only *simple singularity* which can appear in an arrangement of lines. Plane curves containing D_4 singularities are way less understood, see for example [16, Section 11]. Results of this note can be considered as a step towards completing this picture.

The construction we present here is directly motivated by the passage from the Hesse configuration to its dual.

Let E be an elliptic curve embedded as a smooth plane cubic. The group law on E is related to the embedding by the following equivalent conditions

- a) the points P , Q and R on the curve E are collinear;
- b) $P + Q + R = 0$ in the group E .

Let p be a prime number ≥ 3 . There are exactly p^2 mutually distinct solutions to the equation $pX = 0$ on E . These solutions form a subgroup $E(p)$ of p -torsion points. Since they form a subgroup and by the above equivalence, any line joining two distinct points in $E(p)$ intersects E in another point which is also an element of $E(p)$. The tangent line to E at 0 is tangent there to order 3, in particular the equation $2X = 0$ on E has no non-trivial solution in $E(p)$. The tangent lines to E at *every other* point $X \in E(p) \setminus \{0\}$ intersects $E(p)$ in some other point Y . This is because the equation $2X + Y = 0$ has a unique solution in $E(p)$ for all $Y \neq 0$. In particular the point X also lies on a line tangent to E at some point $Z \in E(p)$.

Hence, there are altogether $\frac{(p^2+4)(p^2-1)}{6}$ lines determined by pairs of points in $E(p)$. There are $\frac{p^2-1}{2}$ configuration lines passing through 0 and $\frac{p^2+1}{2}$ lines passing through every other point in $E(p)$.

Passing to the dual configuration, we obtain thus p^2 lines with $t_3(p) := \frac{(p^2-1)(p^2-2)}{6}$ triple points (and $p^2 - 1$ double points corresponding to the tangents at points $X \in E(p) \setminus \{0\}$). The equality in (1) guarantees that there are no other intersection points between the lines. Since p is a prime, there is no rounding in (3) and it cannot be $p^2 \equiv 5 \pmod{6}$, thus the difference $U_3(p^2) - t_3(p) = \frac{p^2-1}{3}$.

Hence we have proved our final result.

Theorem 3.1. *For any prime number $p \geq 3$, there exists a configuration of p^2 lines intersecting in $\frac{(p^2-2)(p^2-1)}{6}$ triple points (and $p^2 - 1$ double points).*

Acknowledgement. This notes originated in a workshop on Arrangements of Lines held in Lanckorona in April 2014. We thank the Jagiellonian University in Cracow for financial support. We thank also Brian Harbourne and Witold Jarnicki for helpful discussions.

References

- [1] Amram, M., Cohen, M., Teicher, M., Ye, F.: Moduli spaces of ten-line arrangements with double and triple points, arXiv:1306.6105.

- [2] Amram, M., Teicher, M., Ye, F.: Moduli spaces of arrangements of 10 projective lines with quadruple points. *Adv. in Appl. Math.* 51 (2013), 392–418.
- [3] Arnol'd, V. I.: Simple Singularities of Curves. *Tr. Mat. Inst. Steklova* 226 (1999), 27–35.
- [4] Artebani, M., Dolgachev, I.: The Hesse pencil of plane cubic curves. *L'Enseignement Mathématique. Revue Internationale. 2e Série* 55 (2009), 235–273.
- [5] Bauer, Th., Di Rocco, S., Harbourne, B., Huizenga, J., Lundman, A., Pokora, P., and Szemberg, T.: Bounded Negativity and Arrangements of Lines, in preparation.
- [6] Bokowski, J., Pilaud, V.: Enumerating topological (n_k) -configurations. *Comput. Geom.* 47 (2014), no. 2, part A, 175–186.
- [7] Bokowski, J., Schewe, L.: On the finite set of missing geometric configurations (n_4) . *Comput. Geom.* 46 (2013), 532–540.
- [8] Burr, S. A., Grünbaum, B., Sloane, N. J. A.: The orchard problem. *Geometriae Dedicata* 2 (1974), 397–424.
- [9] Decker, W., Greuel, G.-M., Pfister, G., Schönemann, H.: SINGULAR 3-1-3 — A computer algebra system for polynomial computations. <http://www.singular.uni-kl.de> (2011).
- [10] Dumnicki, M., Szemberg, T., Tutaj-Gasińska, H.: Counterexamples to the $I^{(3)} \subset I^2$ containment. *J. Algebra* 393 (2013), 24–29.
- [11] Geramita, A. V., Harbourne, B., Migliore, J.: Star configurations in \mathbb{P}^n . *J. Algebra* 376 (2013), 279–299.
- [12] Glynn, D.: On the Anti-Pappian 10_3 and its Construction. *Geom. Dedicata* 77 (1999), 71–75.
- [13] Green, B., Tao, T.: On sets defining few ordinary lines. *Discrete Comput Geom* (2013) 50, 409–468.
- [14] Grünbaum, B.: Configurations of points and lines. *Graduate Studies in Mathematics*, 103. American Mathematical Society, Providence, RI, 2009.
- [15] Kirkman, T. P.: On a Problem in Combinations, *The Cambridge and Dublin Math. J.* 2 (1847), 191–204.
- [16] Langer, A.: Logarithmic orbifold Euler numbers of surfaces with applications. *Proc. London Math. Soc.* (3) 86 (2003), 358–396.
- [17] Lauffer, R.: Die nichtkonstruierbare Konfiguration (10_3) . *Math. Nachr.* 11, (1954). 303–304.
- [18] Ran, Z.: On nodal plane curves, *Invent. Math.* 86 (1986), 529–534.
- [19] Schönheim, J.: On Maximal Systems of k -Tuples, *Stud. Sci. Math. Hungar.* 1 (1966), 363–368.
- [20] Sturmfels, B.: Computational algebraic geometry of projective configurations. *Invariant-theoretic algorithms in geometry* (Minneapolis, MN, 1987). *J. Symbolic Comput.* 11 (1991), 595–618.
- [21] Teitler, Z.: Multiplier ideals of general line arrangements in \mathbb{C}^3 . *Comm. Algebra* 35 (2007), 1902–1913.

Marcin Dumnicki, Lucja Farnik, Halszka Tutaj-Gasińska, Jagiellonian University, Institute of Mathematics, Łojasiewicza 6, PL-30-348 Kraków, Poland

E-mail address: Marcin.Dumnicki@im.uj.edu.pl

E-mail address: Lucja.Farnik@im.uj.edu.pl

E-mail address: Halszka.Tutaj@im.uj.edu.pl

Agata Głowska, Magdalena Lampa-Baczyńska, Grzegorz Malara, Tomasz Szemberg, Justyna Szpond, Instytut Matematyki UP, Podchorążych 2, PL-30-084 Kraków, Poland

E-mail address: `agata.habura@wp.pl`

E-mail address: `lampa.baczynska@wp.pl`

E-mail address: `gmalara@up.krakow.pl`

E-mail address: `szemberg@up.krakow.pl`

E-mail address: `szpond@up.krakow.pl`

Magdalena Lampa-Baczyńska, Grzegorz Malara and Tomasz Szemberg current address:
Albert-Ludwigs-Universität Freiburg, Mathematisches Institut, D-79104 Freiburg, Germany