

Cache Discovery Over a Multihop Wireless Ad Hoc Network

Preetha Theresa Joy^a, K Poullose Jacob^a

^aDepartment of Computer Science, Cochin University of Science and Technology, Kochi, Kerala, India. Contact: preetha@mec.ac.in

Multihop ad hoc wireless networks consist of mobile nodes that communicate with each other without any fixed infrastructure. The nodes in these networks are power constrained, since they operate in limited battery energy. Cooperative caching is an attractive solution for reducing network traffic and bandwidth demands in mobile ad hoc networks. Deploying caches in mobile nodes can reduce the overall traffic considerably. Cache hits eliminate the need to contact the data source frequently, which avoids additional network overhead. In this paper we propose a cache discovery policy for cooperative caching, which reduces the power usage, caching overhead and delay. This is done by power control and transmission range adjustment. A cache discovery process based on position coordinates of neighboring nodes is developed for this. The simulation results gives a promising result based on the metrics of studies.

Keywords : Cache Discovery, Cache Placement, Cache Replacement, Cooperative Caching, Data Dissemination.

1. INTRODUCTION

In mobile ad hoc networks (MANET)s, no base stations exist and each mobile client act as router and packet forwarder. Networks can be formed and fragmented on the fly without the intervention of a system administrator or the presence of fixed network devices. Ad hoc networks have multiple applications in the areas where wired infrastructure may be unavailable such as battle fields and rescue areas. In these types of networks new hosts can appear and old ones can disappear at any time. The topology of this network is very fragile; it can change at any moment and disconnections are frequent due to mobility or activity status changes. Mobile hosts are powered by battery while they are on move.

Thus, to ensure good continuity of system operations over time, several approaches are taken to enhance the battery life. One such approach is to design power aware transactions, which make efficient use of the overall energy resources of the network. Conserving power prolongs the life time of a node and also the life time of the network as a whole. The transmit power of a node can be adjusted to achieve maximum possible power

savings. From a data-management point of view, these restrictions introduce several issues that need to be addressed. The mobile clients may suffer from long access delay or access failure, when the nodes holding the data items are far away or unreachable. Data transfers must be reduced and mechanisms must be deployed to address the frequent disconnections and low bandwidth constraints.

Data caching is recognized as a feasible approach to improve the performance in many traditional systems. Caching is the process of prefetching the needed data and storing it closer to the source. In mobile ad hoc networks, caching can improve mobile client perception in three ways. First, retrieving data from a remote data center involves wireless media network transfers and there is a chance of data loss due to the wireless link characteristics. Second, when the data is served locally, the network latency is reduced. The data server processes the data request only when there is a local and cooperative cache miss. By doing this the server load is balanced, which consequently reduces the latency in serving client request. Thirdly, frequent disconnections which occur in ad hoc networks can be hidden from

users, making the network more reliable. Data caching in ad hoc networks are mainly proposed as cooperative caching [6].

1.1. Cooperative Caching

Cooperative caching is the sharing and coordination of cache state among multiple clients and has been recognized as an important technique to reduce data traffic and to alleviate network bottlenecks in ad hoc networks [1-22]. The mobile clients can communicate among themselves to share information rather than relying on the server. In MANET, it is likely that multiple clients in the same region will try to access the same service concurrently. So caching such services would be beneficial. For example, an ad hoc network formed by the participants in a conference may have common research interests. They may download similar documents from the server. If anyone of the mobile client downloads a document from the server, all other neighbors who are interested in this document can retrieve it from the mobile client without contacting the server.

As a result, there is a growing interest in research in this field that has resulted in caching policies suited for the characteristics of MANETS. Cooperative caching aims to reduce the redundant data transfer using a mechanism which enables the local cache of different mobile clients to be shared in a cooperative manner. In cooperative caching the mobile clients are configured to request the data object from its local set of data items, if not found it queries its neighboring nodes. When there is a cache miss in the neighboring nodes queried, the data item is retrieved directly from the server and this procedure continues recursively.

Cooperative caches have different functions: Cache discovery, placement and replacement, consistency maintenance and data dissemination. Discovery refers to how a mobile node locates the cached data. Placement is the processes of selecting appropriate nodes as cache locations and replacement is the strategy used for evicting data when the cache is full. Consistency maintenance is maintaining consistency among the source data and cached copies.

Efficiency of a cache discovery protocol may be measured using different metrics. Some of them include communication overhead, energy consumption, delivery success rate and response delay. Towards the goal of improving the performance in cooperative cache, we propose a cache discovery scheme in which each node is able to dynamically adjust its transmission range to reach its neighbouring nodes, thus saving power whenever possible.

The remainder of the paper is structured as follows. Section 2 gives an overview of different cache discovery process available, Section 3 reviews related works in cache discovery, Section 4 presents the energy model, Section 5 explains the system design of the proposed cooperative caching scheme, Section 6 describes simulation model and implementation details, Section 7 describes the experimental results and Section 8 concludes the paper.

2. OVERVIEW OF CACHE DISCOVERY APPROACHES

Two approaches used for information discovery in cooperative cache include broadcast-based approach and cluster-based approach. Although first method is the simpler version, it relays on flooding to broadcast the data request. Flooding increases network contention and overhead when the network density is high. In contrast, cluster-based approach has been bestowed with the features of reduced overhead by having a coordinator node which manages the discovery process.

The neighbouring node which possesses the data can be easily found out by checking the lookup table maintained by the cluster head. The disadvantage of this approach is that group maintenance is difficult due to the mobility of nodes. The control node may get disconnected which causes excessive overhead [4]. The number of entries in the look up table increases when the network density is high. To maintain the correct status of the network, these tables must be frequently updated. This involves information exchange between the nodes which in turn increases the traffic overload in a dense network.

To circumvent these drawbacks we designed an energy-efficient cache discovery protocol that minimizes the energy consumption for cache discovery and maximizes the life time of nodes.

3. RELATED WORK

Caching data in mobile nodes is an effective technique to improve performance in a mobile environment. Recently, several schemes for cooperative caching in mobile ad hoc networks have been presented in the literature. The algorithms proposed in [7], [8], [15], focuses more on cache placement and discovery while [6], [9], concentrates more on cache management protocols. Cache management includes cache admission and replacement. The work [2], [4], [5], [11], [10] considers both aspects in cooperative caching. Below, we describe some representative cache discovery schemes for cooperative caching.

Lim *et al.*, [5] proposed an aggregate caching scheme to increase the data availability in Internet based mobile network. They used a broadcast based information search algorithm called simple search to locate the required data item. Whenever a mobile node needs data, the request is broadcasted to its adjacent nodes. Upon receiving the broadcast request, the adjacent nodes reply to the request if it has already cached the data, otherwise the request is forwarded to its neighbours until it is acknowledged by an access point or some other nodes which have the requested data. Flooding is the technique used for broadcasting. This algorithm sets a hop limit for the request packet to reduce the traffic in the network.

A caching technique which uses cluster-based approach can be seen in [9], in which a coordinator node maintains the cluster cache state information of different nodes within its cluster domain. If there is a local cache miss, the coordinator node will determine whether the data item is cached in other clients within its home cluster. Another approach for data discovery other than the mentioned schemes can be seen in [4] and [10]. Group caching [4] uses a table based approach for cache discovery and data dissemination.

Each node maintains two tables, a group table and self table to maintain the status of neighboring caching nodes.

For cache discovery, the local cache table is searched first and if data is not found, the group table is searched to find the location of the cached data. The group table contains cached data id and the node id which contains the data. LRU is the replacement policy used. The drawback of this approach is that the message overhead increases when the node density is high. Also individual nodes have to process these messages which increase the computational overhead.

In [10], a cache discovery technique based on adaptive flooding broadcast is used for searching data in the network. According to this scheme a mobile node uses three schemes; adaptive flooding, profile-based resolution and road side resolution. In adaptive flooding, a node uses constrained flooding to search for items within the neighbourhood. In profile-based resolution, a node uses the past history of received requests. In road side resolution, forwarding nodes caching the requested item, reply to the requests instead of forwarding them to the remote data source. COCAS [15] is a distributed caching scheme designed for MANETs to find the requested data from cached nodes.

The submitted queries are cached in some special nodes called query directories (QD) and these queries are used as an index to find the previously cached data. Whenever a data item is retrieved, cache nodes (CN) cache the data and the nearest QD to the cache node will cache the query along with the address of the CNs containing the corresponding data. The assignment of QDs and CNs are done by a service manager. The limitations of this scheme include, broadcasting of requests for searching QDs, and the single point of failure of the service manager.

4. ENERGY MODEL

There are three major causes of energy consumption in a node [21]. Energy consumed while transmitting a message, energy consumed while receiving a message and when a node is 'on' and is

not actively receiving. In the transmitting mode, energy is consumed in two ways: For message processing and transmission. In the receiving mode, energy is consumed only for processing. Finally, in the ‘on’ mode energy consumption is for processing, but it is quite low compared to the transmitting and receiving modes. Thus, to reduce energy depletion in a node the number of transmissions should be reduced.

While transmitting a message, a node spends part of its energy and there are a few energy models used to compute this consumption. In the most commonly used one, the measurement of energy consumption when transmitting a unit message depends on the range of the emitter n :

$$E(n) = r(n)^\alpha \quad (1)$$

where α is the real constant greater or equal than 2 and $r(n)$ is the range of the transmitting node. Our objective in the proposed cache discovery protocol is to reduce the number of messages involved in cache discovery and uses a range adjustment mechanism to save power.

5. SYSTEM DESIGN

5.1. Network Model

A mobile ad hoc network is abstracted as a graph $G(V, E)$, where V is the set of nodes and $E \subseteq V^2$ is the set of links which gives the available communication. An edge (u, v) belongs to E means that there is direct communication between two nodes u and v . The elements of E depend on the position and the communication range of nodes. All links in the graph are bidirectional i.e., if u is in the transmission range of v , v is also in the transmission range of u . The maximum communication range is assumed to be same for all nodes and is represented as R , which is given by the Euclidean distance $d(u, v)$ between nodes u and v . The set of neighborhood nodes in the range R are represented as $N_R(U)$ and the set of neighborhood nodes in the range R_i , is given as $N_{Ri}(U)$.

5.2. System Model

We assume a mobile ad hoc network with a set of nodes which are able to communicate with each

other. The transmission radius R determines the maximum communication range of each node and is equal for all nodes in the network. Two nodes in the network are neighbors if the Euclidean distance between their coordinates in the network is at most R . The Euclidean distance between the nodes are estimated based on the relative position of nodes. We assume that each node knows its current location precisely with the availability of Global Positioning System (GPS). For power adjustment we make use of path loss model. In this model, the path loss depends on the height s of the antennas as well as the transmitter-receiver separation [22].

Initially, to find the neighbor node set in the transmission range R for node A $N_R(A)$, a short neighbor request control message is disseminated in to the network. The request control message contains the following fields: *the source id*, *current location* and *a request id*. The request id is used to identify the neighbor request control message. When a node receives the request control message, it sends back a reply control message which includes the *node id* and *current location coordinates*. Upon receiving the location coordinates of neighboring nodes, the source node measures the distance D_{ij} between the source node n_i and neighbor n_j using the Euclidean distance formula.

When a node is farther away from the source the Euclidean distance will be large. Each node will arrange the neighboring node list in the ascending order of their distance to determine the order of neighboring nodes to receive the data request. To reduce the number of messages, the neighboring node set is divided into different zones, based on the transmission range. To maintain the neighbor node set accurately, each node periodically sends a request control message to its neighbors.

Each node maintains a list which stores the cached data item. The list contains the following fields: cached data id, cached data item, ttl, time difference between the current access and previous access. This table is updated when a new data is placed in to the cache. The cache

space for each node is limited and when it is full, a replacement strategy evicts the unwanted data. The contents of the local cache are shared by its neighboring nodes.

The data server is assumed to be a fixed location. The data server maintains a set of data items uniquely identified by means of data item id D_i for $1 \leq i \leq n$ where 'n' is the size of the data base. The size of each data item varies from S_{\min} to S_{\max} . Each node has a local cache, with certain data items. Each mobile nodes is identified by a distinct $\langle \text{Host id, Name} \rangle$ for $1 \leq i \leq N$, where N is the density of the network. Nodes in the network retrieve data items either from the local cache or from the neighboring cache if there is a local miss. When a node fails to find data in neighboring nodes, data is retrieved from the data center. When a node receives a fresh data directly from the server, it caches a copy of it in the local cache and becomes a provider for that cached content for the neighboring nodes.

When a node wants to access data, it checks in its own local cache. If the requested data is not cached, the node checks whether the data is present in the neighboring nodes. If we are not able to find the data from the neighbor list the request is given to the data server.

5.3. Proposed Cache Discovery Algorithm

The cache discovery protocol we propose is based on minimizing the power or energy per bit required to transmit a packet from source to destination. The goal of this scheme is to reduce the average number of messages among the cooperative caches while maintaining high cache hit ratio. The link coast for the transmission can be defined for two cases, (a) when the transmit power is fixed and (b) when the transmit power is varied dynamically as a function of the distance between transmitter and the intended receiver. For the first case, the power needed to transmit and receive a message depends on the message size. For the latter case, the power consumed $P(d)$ by a node in transmitting a request for a distance d is given by

$$P(d) = d^\alpha + c \quad (2)$$

for some constants α and c . If we ignore the constant we can see that the power consumption is directly proportional to distance. If the nodes can adjust their transmission power for each node based on distance, the power consumption can be reduced considerably, which leads to increased battery life. So by making use of the position coordinates we can transmit packets with minimum required transmit energy. The basic requirement of this scheme is that each node should know its relative position.

In the proposed algorithm, the decision to forward the data request is based solely on the location of itself and its neighboring nodes. We divide the maximum transmission range of a node in to different zones with transmission radius $R/2$, $R/4$ and $R/6$ and find the nodes present in this transmission radius excluding the one already present in the lower range. This can be found from the neighbor node list formed when a node is active.

When the requested data is not found in the local cache the request is forwarded to the nodes in the lowest transmission radius zone. After sending the request the node waits for the reply. If the node doesn't receive a positive reply after a period of time t_1 , which is a predefined threshold, the node searches the data in the next zone and this process continues until it gets the needed data or when it reaches the maximum transmission range. If we are not able to find the required data within the transmission radius R the request is directly given to the server. The time out interval set for each zone is different to minimize the waiting time.

The power needed for each transmission is assumed to be different. Initially, the transmission power is kept at the minimum level and the node will search for the data in the lowest transmission range. If we could not find the desired data, the transmission power is increased to search for the data in the next zone. Currently in our algorithm, power is increased only by a fixed amount. The process of cache discovery is fully distributed and runs in all the nodes in the network.

5.4. Cache Management

Cache management involves cache placement and replacement. When there is a local miss the data item is fetched either from the neighboring nodes or from the server. The cache placement module is triggered when the data item is brought in, to decide whether to cache or not the incoming data. In order to cache more distinct data the caching decision is done based on two parameters, size and distance. We set a threshold value T , which is 50 % of the cache size for a data item to be admitted to cache. The data coming from the neighboring nodes are also not cached in order to increase the data accessibility.

In cooperative caching if data replacement decision is made by individual nodes by considering only their local cache, the performance is degraded because the data may be present in the neighboring nodes. In order to cache more distinct data, new data item fetched from adjacent nodes are not cached. When the cache is full, appropriate data from the cache have to be evicted to make room for the incoming data. The replacement policy proposed here considers the number of references for a particular data item and gives more emphasis data items that are referenced more than once. If we have data items referenced only once then that set is given priority for replacement. For this LRU policy is used. If an item is referenced more than once the inter arrival time between the recent two references is considered for eviction. Let t_c be the current reference time and t_r be the previous reference time then T_{int} , the inter arrival time is given by (3)

$$T_{\text{int}} = t_c - t_r \quad (3)$$

If $t_c - t_r = 0$, an item whose last reference time is smaller is replaced. If $T_{\text{int}} > 0$, then the replacement decision is made on the value of $K(i)$ which is given as (4)

$$K(i) = \text{Max} \sum_{i=1}^n t_c - t_r \quad (4)$$

The data items with maximum inter arrival time is considered for replacement. In both cases if more than one data item have the same value, the TTL parameter is taken and the one with lower

TTL value is removed as the data with lower TTL will be outdated soon.

6. IMPLEMENTATION

We have developed a simulation model in JAVA. The proposed scheme is a fully distributed scheme, where each node runs an application to request, retrieve and cache data items from other neighboring nodes. Each node caches part of the requested items temporarily. The simulated mobile environment consists of a number of mobile nodes which are randomly placed in an area of $1000 \times 1000 \text{ m}^2$. Each node is identified by a node id and a host name. The position of each node is given by the x and y coordinates. The data centre is implemented in a fixed position in the simulation area. The data center contains all the data items requested by the mobile nodes. The size of each data item is uniformly distributed between s_{min} and s_{max} .

The database in the data center contains 1000 data items, with each item identified using a data id. The nodes that generate data request are selected randomly and uniformly. The time interval between two consecutive queries generated from each node follows an exponential distribution with mean of 10 sec. Each mobile node generates a single stream of read only queries. The queries generated follows a Zipf distribution [14], which is frequently used to model non uniform distribution. The data request is processed in FCFS manner at the server. An infinite queue is used to buffer the request when the data center is busy. Each miss in the cooperate cache will incur a delay of 8 ms to retrieve data from the data center.

Initially, the mobile nodes are randomly distributed in the simulation area. After that each node randomly chooses its destination with a speed s which is uniformly distributed $U(V_{\text{min}}, V_{\text{max}})$ and travels with that constant speed s . When the node reaches destination, it pause for 200 seconds. After that it moves to the new destination with speed s' . The details of the simulation parameters are given in table 1.

6.1. Simulation Parameters

Table 1
Simulation Parameters

Parameter	Value
Simulation Time	3600 sec
Simulation Area	$1000 \times 1000 \text{ m}^2$
Database	1000 items
Cache size	20–70 % of total database size
S_{\min}	1
S_{\max}	10
Nodes Density	20–70
Mobility model	Random waypoint
Transmission Range	500 m
Speed of the mobile host	1–10
Pause time	200 sec
Mean query generation time	10s

6.2. Metrics

The performance metrics evaluated includes cache hit ratio, message overhead and power savings ratio. The evaluation of these parameters are done by varying the number of cache locations with respect to number of nodes and the behavior of cache hit ratio for different cache sizes. The hit ratio is defined as the percentage of requests that can be served from previously cached data. Since the replacement algorithm decides whether to cache the data or not, it affects the cache hits of future requests. The percentage of power saved is calculated as power usage of cooperative caching scheme compared-power usage of the proposed scheme/power usage of the proposed scheme. Message overhead is the overhead messages needed to manage the cache discovery process in cooperative cache.

7. PERFORMANCE EVALUATION

To evaluate the performance of the proposed cache discovery scheme, we compared the performance of our new cooperative caching scheme (CCN), with Neighbor Caching (NC), a caching scheme which uses broadcasting and LRU for

cache replacement. Figure 1 shows the performance comparison of two schemes, as a function of message overhead for different node densities. The figure shows that CCN outperforms NC at all node densities. As the node density increases, the difference become more significant, this implies that CCN can benefit from larger node densities. Figure 2 depicts the power savings ratio of the proposed cache discovery scheme compared to neighbor caching. From Figure 3 we can see that the cache hit ratio for CCN is greater than NC for different cache sizes. The relative performance of cache hit ratio remains relatively stable for higher cache sizes.

8. CONCLUSIONS

In this paper, a cache discovery algorithm for cooperative caching for optimizing the power usage and decreasing energy consumption by reducing caching overhead and transmission range adjustment is proposed. The proposed algorithm is compared with other cooperative caching protocol in terms of message overhead and cache hit ratio. The power savings ratio of the proposed approach is also calculated. The objective of our problem was to reduce the message overhead and the power consumption for data discovery. We designed a data discovery process based on the position of the neighboring nodes and according to the position of neighboring nodes the transmission range is adjusted for data retrieval.

REFERENCES

1. Zhao P Zhang, G Cao and CR Das. Cooperative Caching in Wireless P2P Networks: Design, Implementation and Evaluation, *IEEE Transactions on Parallel Distributed Systems*, 21(2):229–240, 2010.
2. N Chand, RC Joshi and M Misra. Cooperative Caching Strategy in Mobile Ad Hoc Networks Based on Clusters, *Wireless Personal Communications*, 43:41–63, 2007.
3. Joonho Cho, Seungtaek Oh, Jaemyoung Kim, Hyeong Ho Lee and Joonwon Lee. Neighbor Caching in Multi-Hop Wireless Ad-hoc Networks, *IEEE Communications Letters*, 7(11):525–527, 2003.
4. Yi-Wei Ting and Yeim-Kuan Chang. A Novel Cooperative Caching Scheme for Wireless Ad-hoc

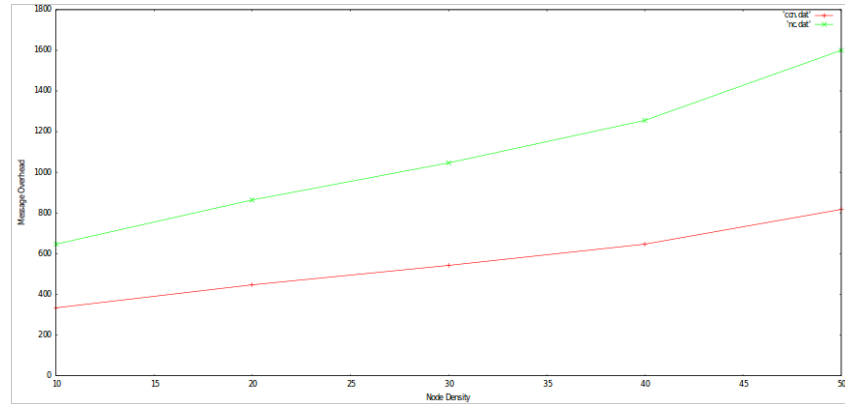


Figure 1. Message Overhead for Different Node Densities

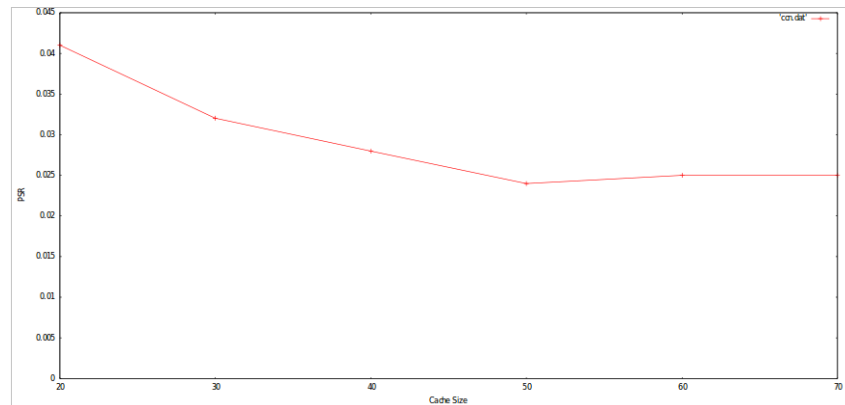


Figure 2. Power Savings Ratio for Different Node Densities

- Networks: Group Caching, In *Proceedings of the International Conference on Networking, Architecture and Storage*, 2007.
- S Lim, WC Lee, G Cao and CR Das. A Novel Caching Scheme for Improving Internet-based Mobile Ad-hoc Networks Performance, *Ad-Hoc Networks*, 4(2):225-235, 2006.
 - L Yin and G Cao. Supporting Cooperative Caching in Ad-hoc Networks, *IEEE Transactions on Mobile Computing*, 5(1):77-85, 2006.
 - M Fiore, F Mininni, C Casetti and DF Chiasserini, To Cache or Not to cache?, In *Proceedings of the IEEE Conference on Computer and Communications (INFOCOM 2009) Rio de Janeiro, Brazil*, pages 235-245, 2009.
 - B Tang, H Gupta and SR Das. Benefit-based Data Caching in Ad-hoc Networks, *IEEE Transactions on Mobile Computing*, 7(3):289-298, 2008.
 - M K Denko and J Tian. Cross-Layer Design for Cooperative Caching in Mobile Ad Hoc Networks, in *Proceedings of IEEE Consumer Communications and Networking Conference*, 2008.
 - Y Du and Gupta S K S. COOP:A Cooperative Caching Service in MANETs, in *Proceedings of Joint International Conference on Autonomic and Autonomous Systems and International Conference on Networking and Services*, pages 58-63, 2005.

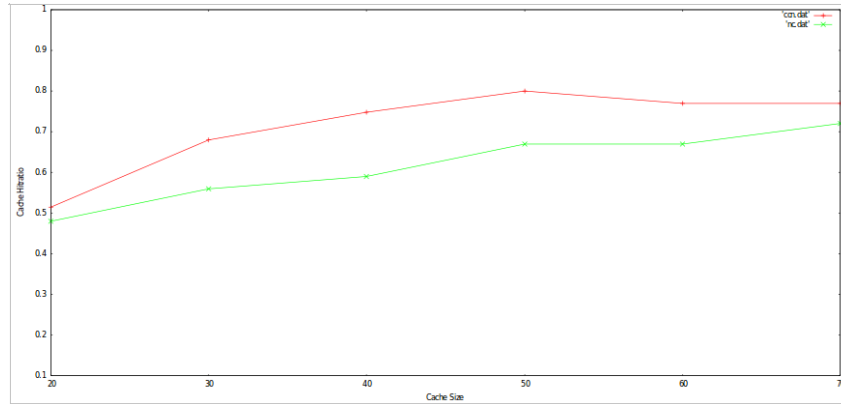


Figure 3. Cache Hit Ratio for Different Cache Sizes

Mobile Ad hoc Networks.



Dr. K Poulose Jacob, Professor of Computer Science at Cochin University of Science and Technology (CUSAT) since 1994, is currently the Pro Vice Chancellor. He has presented research papers in several International Conferences in Europe, USA, UK, Australia and other countries. He has

delivered invited talks at several national and international events. Dr. Jacob is a Professional member of the ACM (Association for Computing Machinery) and a Life Member of the Computer Society of India. He has more than 90 research publications to his credit. His research interests are in Information Systems Engineering, Intelligent Architectures and Computer Networks.