

Universal Non-perturbative Functions for SIDIS and Drell-Yan Processes

Peng Sun,¹ Joshua Isaacson,² C.-P. Yuan,² and Feng Yuan¹

¹*Nuclear Science Division, Lawrence Berkeley
National Laboratory, Berkeley, CA 94720, USA*

²*Department of Physics and Astronomy,
Michigan State University, East Lansing, MI 48824, USA*

Abstract

We update the well-known BLNY fit to the low transverse momentum Drell-Yan lepton pair productions in hadronic collisions, by considering the constraints from the semi-inclusive hadron production in deep inelastic scattering (SIDIS) from HERMES and COMPASS experiments. We follow the Collins-Soper-Sterman (CSS) formalism with the b_* -prescription. A universal non-perturbative form factor associated with the transverse momentum dependent quark distributions is found in the analysis with a new functional form different from that of BLNY. This releases the tension between the BLNY fit to the Drell-Yan data with the SIDIS data from HERMES/COMPASS in the CSS resummation formalism.

I. INTRODUCTION

To reliably predict the transverse momentum distribution of the final state particles in some scattering processes in hadron collisions may require all order resummation of large logarithms. Among these hard processes, two of the classic examples include the Drell-Yan lepton pair production and the semi-inclusive hadron production in deep inelastic scattering (SIDIS) [1]. In both processes, there are two separate scales: the virtuality of the virtual photon Q and the transverse momentum of either final state virtual photon q_\perp in Drell-Yan process or final state hadron $P_{h\perp}$ in DIS process. Large logarithms exist in higher order perturbative calculations when Q is much larger than q_\perp and are of the form: $\alpha_s^i (\ln Q^2/q_\perp^2)^{2i-1}$ [2–5]. The resummation of these large logarithms are carried out by applying the transverse momentum dependent (TMD) factorization and evolutions [2, 3, 6–8], where the non-perturbative form factors associated with the TMD parton distributions play an important role [9–15]. This resummation is usually referred to as the TMD resummation or Collins-Soper-Sterman (CSS) resummation. Following the QCD factorization arguments and the universality of the TMD parton distributions, we shall expect that the non-perturbative functions determined from Drell-Yan processes can be applied to the SIDIS processes as well, subject to the needed modification for taking into account the fragmentation function contribution in order to generate final state transverse momentum distributions. Recent experimental measurements of SIDIS processes from the HERMES [16] and COMPASS [17] collaborations provide an opportunity to understand the TMD distributions in both processes, which have already attracted several theory studies [18–22]. The goal of the current paper is to investigate the universality of the TMD parton distributions in the CSS resummation formalism to simultaneously describe the transverse momentum distributions in the Drell-Yan and SIDIS processes ¹.

We will start with the well-known Brock-Landry-Nadolsky-Yuan (BLNY) fit to the transverse momentum dependent Drell-Yan lepton pair productions in hadronic collisions [9]. The BLNY fit parameterizes the non-perturbative form factors as $(g_1 + g_2 \ln(Q/2Q_0) + g_1 g_3 \ln(100 x_1 x_2)) b^2$ in the impact parameter space with x_1 and x_2 representing the longitudinal momentum fractions of the incoming nucleons carried by the initial state quark and antiquark. These parameters are constrained from the combined fit to the low transverse momentum distributions of Drell-Yan lepton pair production with $4\text{GeV} < Q < 12\text{GeV}$ in fixed target experiments and Z production ($Q \sim 90\text{GeV}$) at the Tevatron. These results can also be applied to W production at the Tevatron. However, this parameterization does not apply to the SIDIS processes measured by HERMES and COMPASS collaborations: if we extrapolate the above parameterization down to the typical HERMES kinematics where Q^2 is around 3GeV^2 , we can not describe the transverse momentum distribution of hadron production in the experiments [18].

In this paper, we provide a novel parametrization form to consistently describe the Drell-Yan data and SIDIS data in the CSS resummation formalism with a universal non-perturbative TMD function. In order to describe the SIDIS data, it is necessary to modify the original BLNY parameterization. In the original BLNY parameterization, there is a

¹ The SIDIS processes in the very small- x region from HERA measurements have been analyzed in Ref. [23] in the CSS resummation, where a totally different functional form has been used to describe the experimental data. Since the HERA data covers mostly the small- x region, we will come back to them in a future publication.

strong correlation between the x and the Q^2 dependence of the non-perturbative form factor [9]. This is because $x_1 x_2 = Q^2/S$ where S is the square of the center-of-mass energy of the incoming hadrons. Therefore, at the first step, we will separate out the x -dependence, and assume a power law behavior: $(x_0/x)^\lambda$. These two parameterizations (logarithmic and power law) differ strongly in the intermediate x range. Second, we modify the $\ln Q$ term in the non-perturbative form factor by following the observation of Ref. [18], which has shown that a direct integration of the evolution kernel can describe the SIDIS and Drell-Yan data with Q values ranging from a few to ten GeV. Direct integration of the evolution kernel leads to a functional form of $\ln(b/b_*) \ln(Q)$, instead of $b^2 \ln(Q^2)$. Therefore, we will perform a global fit to the selected set of experimental data with the non-perturbative function:

$$g_1 b^2 + g_2 \ln(b/b_*) \ln(Q/Q_0) + g_3 b^2 ((x_0/x_1)^\lambda + (x_0/x_2)^\lambda) , \quad (1)$$

with b_* defined as,

$$b_* = b/\sqrt{1 + b^2/b_{max}^2} , \quad b_{max} < 1/\Lambda_{QCD} . \quad (2)$$

After obtaining the TMD non-perturbative function from the fit to the Drell-Yan data, we apply the fit to the transverse momentum distributions in SIDIS processes from HERMES and COMPASS, which also depend on the final state fragmentation functions. We find that the new parametrization form can describe well the SIDIS data, and therefore establish the universality property of the TMD distributions between DIS and Drell-Yan processes.

The rest of the paper is organized as follows. In Sec.II, we present the theoretical framework of the CSS formalism and the basic set-up in the calculations of the transverse momentum distributions in Drell-Yan lepton pair production and SIDIS processes. In Sec.III, we perform a global fit to the Drell-Yan data with the modified BLNY parameterization. In Sec. IV, we apply the newly determined non-perturbative function to the SIDIS processes and demonstrate that it can consistently describe the transverse momentum distribution measurements from HERMES and COMPASS Collaborations. We will also comment on the role of the Y -terms in SIDIS at the energy range of HERMES and COMPASS. Finally, we conclude our paper and comment on the impact of the new fit.

II. COLLINS-SOPER-STERMAN FORMALISM FOR LOW TRANSVERSE MOMENTUM DRELL-YAN AND SIDIS PROCESSES

In this section, we review the basic formulas of the CSS resummation formalism and the theory framework to calculate the transverse momentum distributions for the Drell-Yan lepton pair production at hadron colliders and semi-inclusive hadron production in DIS processes. In the (low energy) Drell-Yan lepton pair production in hadronic collisions, we have

$$A(P_A) + B(P_B) \rightarrow \gamma^*(q) + X \rightarrow \ell^+ + \ell^- + X, \quad (3)$$

where P_A and P_B represent the momenta of hadrons A and B , respectively. According to the CSS resummation formalism, the differential cross section can be expressed as

$$\frac{d^4\sigma}{dQ^2 dy d^2q_\perp} = \sigma_0^{(DY)} \int \frac{d^2b}{(2\pi)^2} e^{i\vec{q}_\perp \cdot \vec{b}} \widetilde{W}_{UU}(Q; b) + Y_{UU}^{(DY)}(Q; q_\perp) , \quad (4)$$

where q_\perp and y are transverse momentum and rapidity of the lepton pair, respectively, $\sigma_0^{(DY)} = 4\pi\alpha_{em}^2/(3N_c S Q^2)$ with the color factor $N_c = 3$ and $S = (P_A + P_B)^2$. In the

above equation, the first term is dominant in the $q_\perp \ll Q$ region, while the second term is dominant in the region of $q_\perp \sim Q$ and $q_\perp > Q$. In this paper, we focus on the low transverse momentum region to constrain the non-perturbative form factors, which is embedded in the first term of the above equation.

Similarly, in the SIDIS process, we have,

$$e(\ell) + p(P) \rightarrow e(\ell') + h(P_h) + X, \quad (5)$$

which proceeds through exchange of a virtual photon with momentum $q_\mu = \ell_\mu - \ell'_\mu$, and invariant mass $Q^2 = -q^2$. The differential SIDIS cross section is written as

$$\frac{d^5\sigma}{dx_B dy dz_h d^2\vec{P}_{h\perp}} = \sigma_0^{(\text{DIS})} \frac{1}{z_h^2} \int \frac{d^2b}{(2\pi)^2} e^{i\vec{P}_{h\perp} \cdot \vec{b}/z_h} \tilde{F}_{UU}(Q; b) + Y_{UU}^{(\text{DIS})}(Q; P_{h\perp}), \quad (6)$$

where $\sigma_0^{(\text{DIS})} = 4\pi\alpha_{\text{em}}^2 S_{ep}/Q^4 \times (1 - y + y^2/2)x_B$ with usual DIS kinematic variables y , x_B , Q^2 , and $S_{ep} = (\ell + P)^2$. Here, $z_h = P_h \cdot P/q \cdot P$, which denotes the momentum fraction of the virtual photon carried by the final state hadron. The transverse momentum of the final state hadron $P_{h\perp}$ is defined in the lepton-proton center-of-mass frame.

Following the resummation and evolution of these hard processes, we can write down the following expressions for the cross sections in the impact parameter space,

$$\begin{aligned} \widetilde{W}_{UU}(Q; b) &= e^{-S_{\text{pert}}(Q^2, b_*) - S_{NP}(Q, b)} \\ &\times \sum_{i,j} C_{qi}^{(\text{DY})} \otimes f_{i/A}(x_1, \mu = b_0/b_*) C_{\bar{q}j}^{(\text{DY})} \otimes f_{j/B}(x_2, \mu = b_0/b_*), \end{aligned} \quad (7)$$

$$\begin{aligned} \widetilde{F}_{UU}(Q; b) &= e^{-S_{\text{pert}}(Q^2, b_*) - S_{NP}(Q, b)} \\ &\times \sum_{i,j} C_{qi}^{(\text{DIS})} \otimes f_{i/A}(x_B, \mu = b_0/b_*) \hat{C}_{qj}^{(\text{DIS})} \otimes D_{h/j}(z_h, \mu = b_0/b_*), \end{aligned} \quad (8)$$

where $b_0 = 2e^{-\gamma_E}$ with γ_E the Euler constant, $x_{1,2} = Qe^{\pm y}/\sqrt{s}$ represent the momentum fractions carried by the incoming quark and antiquark in the Drell-Yan processes, $f_{i/A}$ and $D_{h/j}$ denote the relevant longitudinal parton distribution and fragmentation functions, respectively. In the above equation, b_* -prescription is introduced [3] and b_* follows the definition in Eq. (2). The perturbative Sudakov form factor resums the large double logarithms of all order gluon radiation,

$$S_{\text{pert}}(Q, b) = \int_{b_0/b}^Q \frac{d\bar{\mu}}{\bar{\mu}} \left[A \ln \frac{Q^2}{\bar{\mu}^2} + B \right], \quad (9)$$

where A and B are calculable order by order in perturbation theory. In the following numerical calculations, we keep A and B up to 2-loop and 1-loop order, respectively, in the QCD interaction. Meanwhile, we will keep C coefficients and Y terms at one-loop order in the numerical calculation.

In addition, the b_* -prescription in the CSS resummation formalism introduces a non-perturbative form factor, and a generic form was suggested [3],

$$S_{NP} = g_2(b) \ln Q/Q_0 + g_1(b). \quad (10)$$

Here, g_1 and g_2 are functions of the impact parameter b and they also depend on the choice of b_{max} . In the literature, these functions have been assumed Gaussian forms for simplicity, i.e., $g_{1,2} \propto b^2$. The most successful approach is the so-called BLNY parameterization mentioned in the Introduction, which has been encoded in ResBos program [9] with successful applications for vector boson production at the Tevatron and LHC. We notice that the above adaption is not the only choice to apply to the CSS resummation [11–15].

III. UPDATE THE BLNY FIT FOR VECTOR BOSON PRODUCTION IN HADRONIC COLLISIONS

In the BLNY fit, the flavor dependence of S_{NP} has been ignored for simplicity, and the following functional form has been chosen,

$$S_{NP} = g_1 b^2 + g_2 b^2 \ln(Q/3.2) + g_1 g_3 b^2 \ln(100x_1 x_2) , \quad (11)$$

for Drell-Yan type of processes in hadronic collisions, where $g_{1,2,3}$ are fitting parameters [9],

$$g_1 = 0.21, \quad g_2 = 0.68, \quad g_1 g_3 = -0.12, \quad \text{with } b_{max} = 0.5 \text{ GeV}^{-1} . \quad (12)$$

Although the above parameterizations describe very well the Drell-Yan type of processes in hadronic collisions from fixed target experiments to colliders, we can not use them to describe the transverse momentum distributions of semi-inclusive hadron production in DIS processes, as explained in great detail in Ref. [18].

The $\ln(Q)$ dependence of S_{NP} , cf. Eq. (11), follows from renormalization-group invariance of soft-gluon radiation, and needs to be modified in order to simultaneously describe the Drell-Yan and SIDIS processes using the TMD formalism. For that, we follow the observation made in Ref. [18] that the g_2 function should have logarithmic dependence on b , instead of b^2 dependence. Therefore, in this work, we consider the following parameterization,

$$g_2 \ln(b/b_*) \ln(Q/Q_0) . \quad (13)$$

At small- b , the above function reduces to power behavior as b^2 , which is consistent to the power counting analysis in Ref. [24]. However, at large b , the logarithmic behavior will lead to different predictions depending on Q^2 . It is interesting to note that the above form has been suggested in an earlier paper by Collins and Soper [25], but has not yet been adopted in any phenomenological study.

In addition, we will modify the x -dependence in the non-perturbative function as mentioned in the Introduction so that

$$S_{NP} = g_1 b^2 + g_2 \ln(b/b_*) \ln(Q/Q_0) + g_3 b^2 ((x_0/x_1)^\lambda + (x_0/x_2)^\lambda) , \quad (14)$$

where we have fixed $Q_0^2 = 2.4 \text{ GeV}^2$, $x_0 = 0.01^2$ and $\lambda = 0.2$. The specific x -dependence is motivated by some saturation model of parton distributions at the small- x values [26]. This functional form also has mild dependence on x in the intermediate x -range as compared to the original BLNY parameterization (with pure Gaussian form in b space).

In the above parameterization, we have chosen $Q_0^2 = 2.4 \text{ GeV}^2$ in order to make it convenient to compare to the final state hadron distribution in SIDIS experiments from HERMES and COMPASS Collaborations. From this choice of Q_0^2 , the importance of g_1 and g_3 in SIDIS is clearly illustrated.

Some comments shall follow before we present the result of our analysis. Firstly, g_1 and g_2 are generally non-perturbative functions of b and x . We could guess for their functional forms, but only experimental data can tell which of these forms is correct³. Hence, it is

² The choice of $x_0 = 0.01$ is motivated by the so-called saturation model, in which it was assumed that gluon distribution (or quark distribution) has saturation behavior as $x < 0.01$ [26].

³ Recent proposal of a lattice formulation of the TMD parton distributions in Euclidean space may help to solve this issue in the future [27]. Some lattice calculation attempts can be found in Ref. [28].

TABLE I: The non-perturbative functions parameters fitting results. Here, N_{fit} is the fitted normalization factor for each experiment.

Parameter	SIYY fit
g_1	0.212
g_2	0.84
g_3	0.0
E288 (28 points)	$N_{fit} = 0.83$ $\chi^2 = 51$
E605 (35 points)	$N_{fit} = 0.85$ $\chi^2 = 60$
R209 (10 points)	$N_{fit} = 1.02$ $\chi^2 = 3$
CDF Run I (20 points)	$N_{fit} = 1.07$ $\chi^2 = 11$
D0 Run I (10 points)	$N_{fit} = 0.94$ $\chi^2 = 8$
CDF Run II (29 points)	$N_{fit} = 1.08$ $\chi^2 = 31$
D0 Run II (8 points)	$N_{fit} = 1.02$ $\chi^2 = 5.3$
χ^2	168.4
χ^2/DOF	1.26

important to perform a global fit to the existing experimental data to test out the proposed non-perturbative function forms. In addition to the pure Gaussian form as adopted in the BLNY fit, and the logarithmic dependence form as proposed in this work, another choice of the non-perturbative form has also been suggested, such as the Qiu-Zhang prescription in Ref. [11]. To discriminate various forms of the non-perturbative function S_{NP} would require more precise experimental data than what we have at hand. Secondly, we know that S_{NP} shall follow b^2 power law at small- b values, as given by the power counting analysis [24]. This requirement imposes a strong constraint to the proposed non-perturbative models, and the model we proposed above satisfies this constraint. Most importantly, after fitting to the experimental data, the TMD evolution shall predict relevant scale dependence for various interesting observables. For example, the single transverse spin azimuthal asymmetries will be able to provide additional constraints on the evolution of partons in the TMD formalism [18]. This will become possible in the near future with high precision data from JLab 12 GeV upgrade and the planned electron-ion collider [1]. In summary, introducing the logarithmic b dependence in the $\ln(Q)$ term and the mild x -dependence in the intermediate- x region, as described in Eq.(14), we are able to consistently describe the transverse momentum distributions in both the Drell-Yan and SIDIS data.

To perform the global analysis of Drell-Yan type processes, we include the following data in our fit.

- Drell-Yan lepton pair production from fixed target hadronic collisions, including R209, E288 and E605 [29–31].

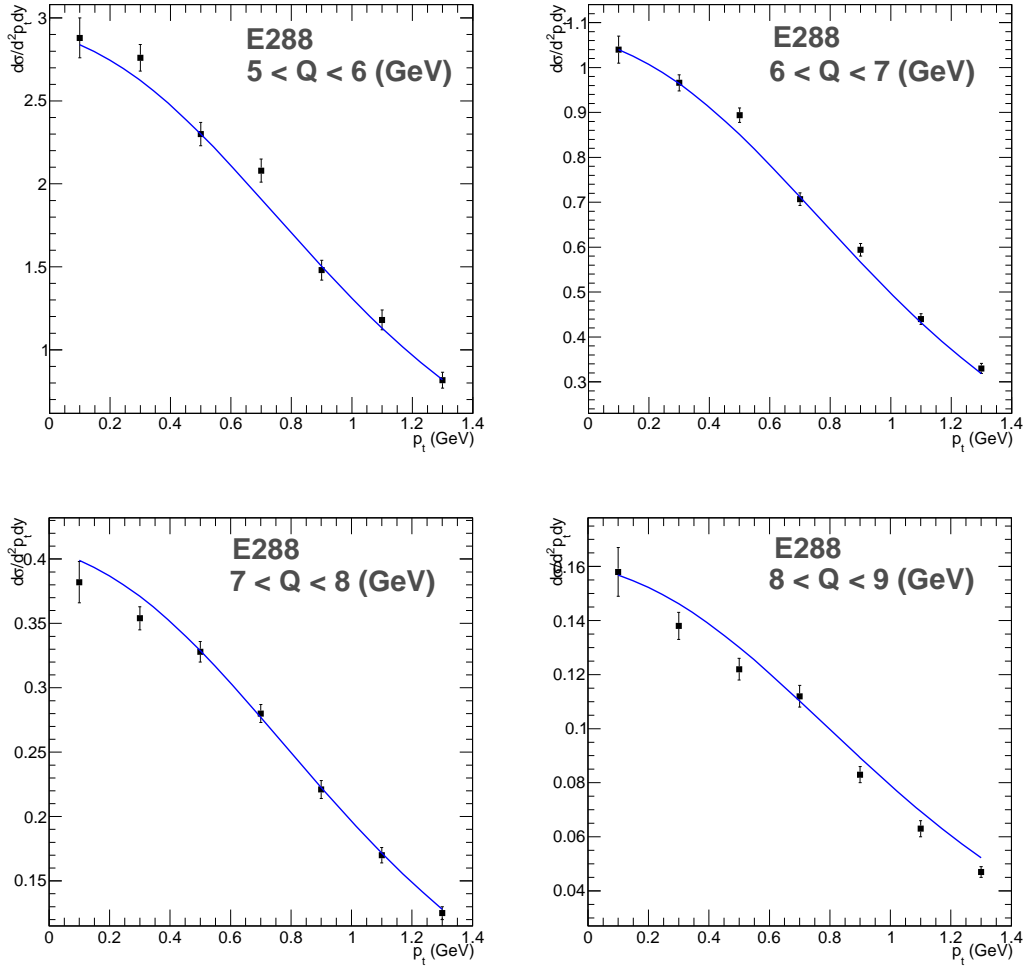


FIG. 1: Fit to the differential cross section for Drell-Yan lepton pair production in hadronic collisions from E288 Collaboration [29].

- Z boson production in hadronic collisions from Tevatron Run I and Run II [32–35].

In total, we include 7 Drell-Yan data sets from 3 fixed target experiments and 4 Tevatron experiments. Although both CMS and ATLAS have published experimental data on Z boson production at the LHC, the uncertainties in the present LHC data are large enough that they do not further constrain the functional form of the above fit. We will, however, show that the theory prediction from our fit can describe the LHC data well.

We would like to emphasize that the high precision data from Z -boson production at the Tevatron Run II [35] require precision calculations of the resummation. We take g_1 , g_2 , and g_3 as free parameters in the global fit, and we have chosen $b_{max} = 1.5 \text{ GeV}^{-1}$, as proposed in the Konychev-Nadolsky fit [10] which takes the exact same form as the BLNY fit. In the numerical calculations, we adapt the CT10-NLO parton distribution functions [36] at the scale $\mu = b_0/b_*$. In the resummation calculation, we also take into account the running effects of α_s , α_{em} , and N_f , which are consistent with the CT10 parameterizations. These effects are not negligible in the numeric results, and will affect the fitting parameters. We have also assigned an additional fitting parameter (N_{fit}) for each experiment to account

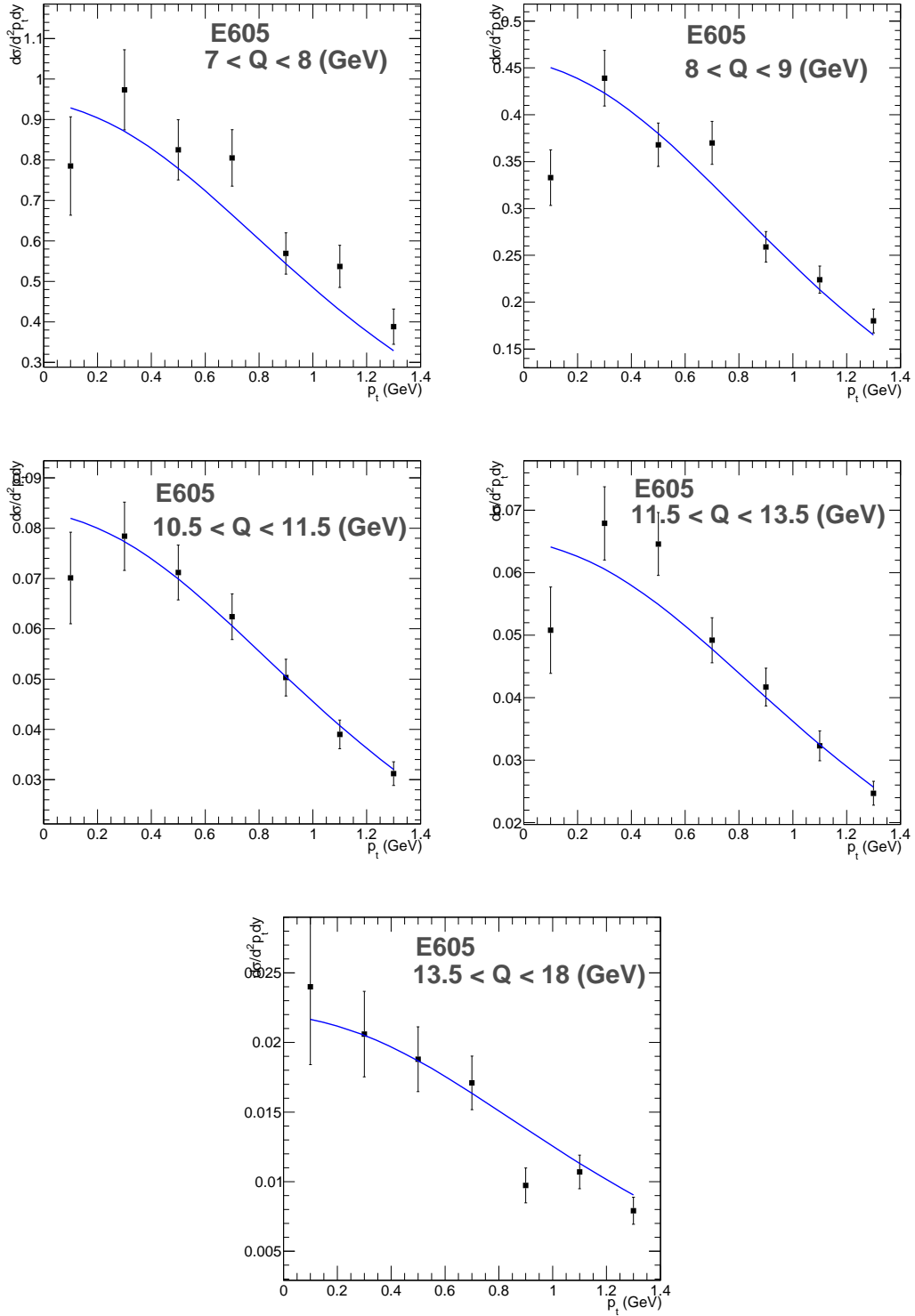


FIG. 2: Fit to the Drell-Yan data from the E605 Collaboration [31].

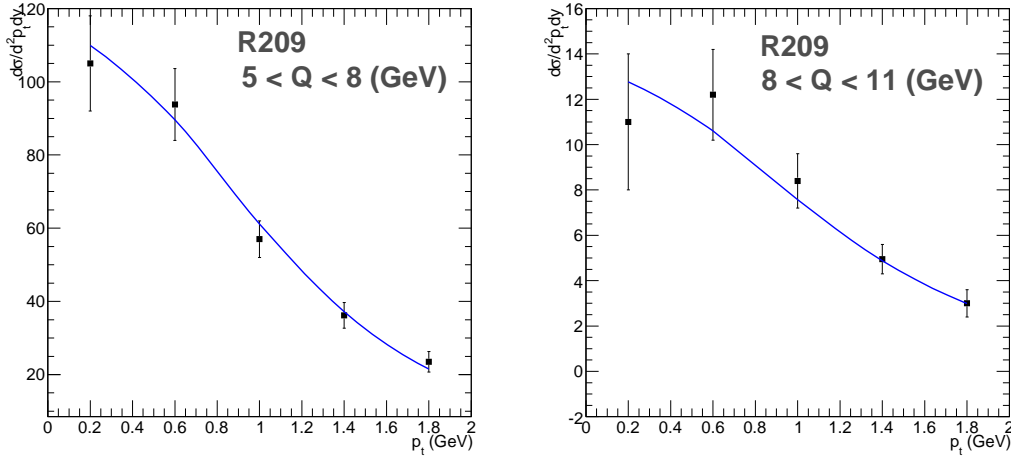


FIG. 3: Fit to the Drell-Yan data from the R209 Collaboration [30].

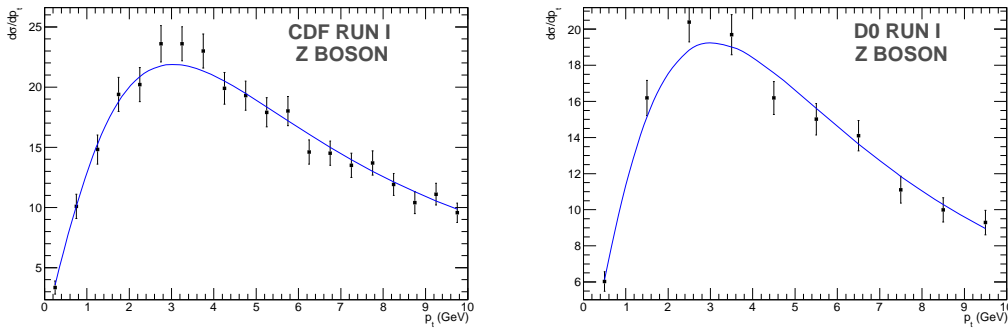


FIG. 4: Fit to the Tevatron Run I data from the CDF and D0 Collaborations [32, 33]. The fits include only the $A^{(1,2)}$, $B^{(1,2)}$, and $C^{(1)}$ contributions.

for the luminosity uncertainties in the experimental measurements. N_{fit} is defined as a multiplicative factor applied to the theory prediction.

In Figs. 1-5, we show the best fits to the Drell-Yan data from E288, E605, and R209 Collaborations, and Z boson production from the CDF and D0 Collaborations at the Tevatron Run I and II. The results of our fit and the fitted χ^2 values for each experiment are listed in Table I. From these plots, we see that Eq.(14) provides a reasonable fit to all 7 experiments, with a total of 140 data points, with 3 shape parameters $g_{1,2,3}$ and 7 independent normalization factors. Therefore, the total number of degrees of freedom in our analysis is 130.

An immediate and important feature from our fit is that the current experimental data do not provide any useful information on the x -dependence of the non-perturbative form factors, as suggested in Eq. (14). This is mainly because the x -range covered in these experiments does not reach to small- x region, in particular for those (low energy) fixed target Drell-Yan data.

Among these parameters, the most important one, relevant to the LHC W and Z boson physics, is g_2 , which controls the Q^2 dependence in the non-perturbative form factors. To

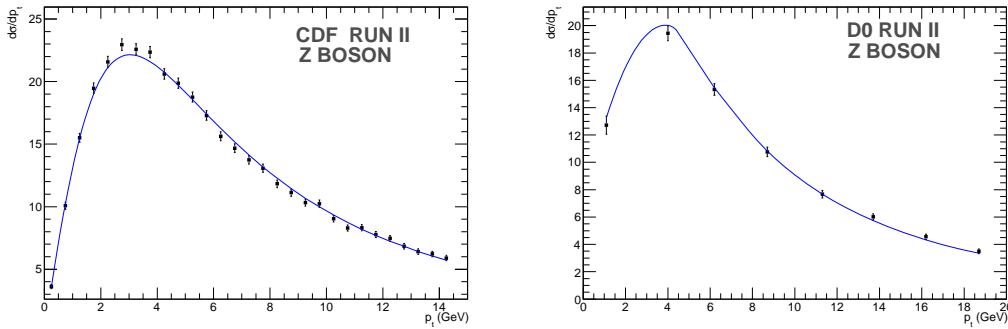


FIG. 5: Fit to the Tevatron Run II data from the CDF and D0 Collaborations [34, 35].

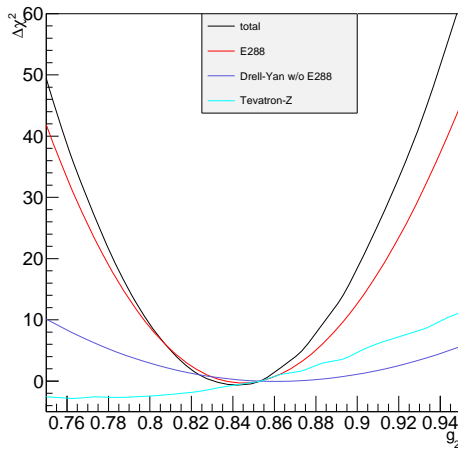


FIG. 6: $\Delta\chi^2$ distribution scanning g_2 parameter in our fit: total and separate contributions from different experiments: E288, all other Drell-Yan experiments, and the Tevatron Z-boson experiments, respectively.

obtain the error in the determination of g_2 value in our fit, we scan g_2 around its best fit value and show the variation in the total chi-square from the best fit, denoted by $\Delta\chi^2$, in Fig. 6. The g_2 error is estimated at the 68% confidence level (C.L.) by taking $\Delta\chi^2$ around 7.3, for 130 degrees of freedom in the χ^2 distribution. Hence, the g_2 value in our fit is

$$g_2 = 0.84^{+0.040}_{-0.035} \text{ (at 68\% C.L.)} . \quad (15)$$

In order to demonstrate the sensitivities of various experiments on the determination of the g_2 value, we further plot the $\Delta\chi^2$ distributions as functions of g_2 from each data set. From this figure, we can clearly see that the most strong constraints come from the precision Drell-Yan data at fixed target experiments, i.e., the E288 experiment. Although the Tevatron data on the Z-boson production is the most precise Drell-Yan type data in hadronic collisions, they do not pose a strong constraint on the non-perturbative form factor g_2 . This is due to the fact that the energy at the Tevatron is much higher, and therefore is dominated by the perturbative Sudakov factor instead of the non-perturbative Sudakov for W and Z boson production at higher energies. This also will hold true for the LHC since

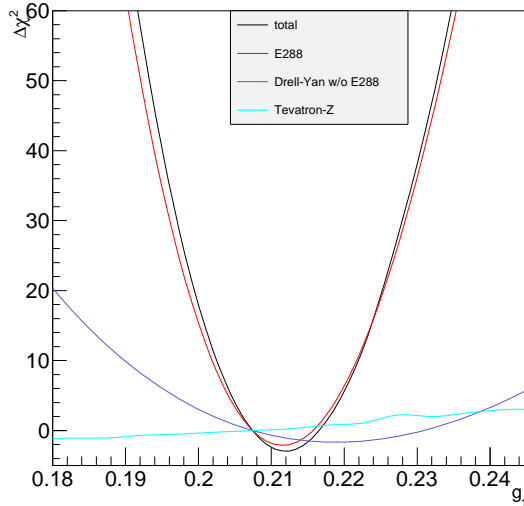


FIG. 7: Same as Fig. 6 for g_1 .

it is even higher energy than the Tevatron. Similar observation has also been obtained in Ref. [11] with different prescription of implementing the non-perturbative form factors in the CSS resummation formalism.

As we mentioned above, the g_2 term in the non-perturbative form factor scales as $b^2 \ln(Q)$ at small b , because $\ln(b/b_\star) \sim b^2/(2b_{max}^2)$ for $b \ll b_{max}$. By using the above parameter, we find that the small- b behavior of our fit can be written as $0.187b^2 \ln(Q)$ which is in the similar range of the fit found in Ref. [10] with the same choice of $b_{max} = 1.5 \text{ GeV}^{-1}$. It is interesting to note that the g_2 value can also be estimated from fixed order calculations, from which we find that $g_2 \approx 4C_F\alpha_s/\pi$ [25]. Therefore, the fitted g_2 value implies $\alpha(\mu) \sim 0.49$, which suggests that the relevant nonperturbative physics effect sets in around $\mu \sim 1 \text{ GeV}$, the same order as b_{max} used in this analysis.

Similarly, we examine in Fig. 7 the sensitivity of various experiments on the determination of the g_1 value. The major contribution to the $\Delta\chi^2$ again comes from fixed target Drell-Yan experiments. Moreover, the g_1 value in our fit is found to be

$$g_1 = 0.212_{-0.007}^{+0.006} \quad (\text{at } 68\% \text{ C.L.}) . \quad (16)$$

Recently, both CMS and ATLAS Collaborations have published their data on Z boson production at the LHC. We compare our predictions to the ATLAS data [37] in Fig. 8. From this figure, we can see that our fit can describe the LHC data well.

Before we check the consistency between the above fitting results with the SIDIS data from HERMES/COMPASS, we would like to emphasize that the above parameters are fitted only with the Drell-Yan type data. From the comparison to the experimental data, we can see that the new form is equally good as compared to the original BLNY parameterization. We will discuss more about this comparison in the Conclusion section.

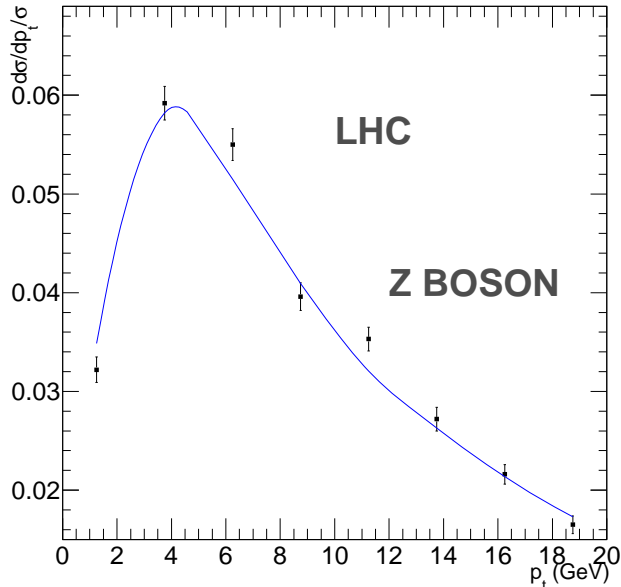


FIG. 8: Compare the resummation prediction for Z boson production at the LHC [29]. These data are not included in our fit.

IV. SEMI-INCLUSIVE DIS WITH THE NEW PARAMETERIZATIONS

The universality of the parton distribution is a powerful prediction from QCD factorization. According to the TMD factorization, we will expect the universality of the TMD parton distributions between SIDIS and Drell-Yan processes as well. Therefore, the non-perturbative functions determined for the TMD parton distributions from the Drell-Yan type of processes shall apply to that in the SIDIS. Of course, the transverse momentum distribution of hadron production in DIS processes also depends on the final state TMD fragmentation functions, which need to be determined by fitting to existing experimental data. Following the universality arguments, we assume the following parameterizations for the non-perturbative form factors for SIDIS process, in contrast to Eq. (14) for Drell-Yan process,

$$S_{NP}^{(DIS)} = \frac{g_1}{2} b^2 + g_2 \ln(b/b_*) \ln(Q/Q_0) + g_3 b^2 (x_0/x_B)^\lambda + \frac{g_h}{z_h^2} b^2. \quad (17)$$

In the above parameterization, g_1 and g_2 have been determined from the experimental data of Drell-Yan lepton pair production. The factor of 1/2 in front of the g_1 term is due the fact that there is only one incoming hadron in the SIDIS process, while there are two incoming hadrons in the Drell-Yan process. Although there has been evidence from recent studies [19, 21] that g_h could be different for the so-called favored and dis-favored fragmentation functions, we still take them to be the same in this study for simplicity. When more precise data become available, we may need to perform a global analysis with two separate g_h parameters.

In principle, we can fit g_1 , g_2 , and g_h together to both Drell-Yan and SIDIS data. However, the SIDIS data from HERMES and COMPASS mainly focus in the relative low Q^2 range. Because of that, the theoretical uncertainty of the CSS prediction is not well under

controlled, particularly, from the Y -term contribution which will be discussed in the following subsection. There have been several successful phenomenological studies to describe the experimental data from HERMES and COMPASS experiments, using the leading order TMD formalism [19, 20]. The goal of this paper is to check if we can apply the non-perturbative form factors determined in the Drell-Yan process to the SIDIS processes. As shown in Ref. [18], we can not do that with the original BLNY or KN fit, where it was found that the extrapolation of these fits to the kinematic region of HERMES and COMPASS is in conflict with the experimental data. We will show, however, the SIYY form will be able to extend to SIDIS experiments from HERMES and COMPASS Collaborations.

Therefore, in the following, we will take the parameters ($g_{1,2}$) fitted to the Drell-Yan data to compare to the SIDIS to check if they are consistent with the SIDIS data. In Fig. 9, we show the comparisons between the theory predictions with $g_h = 0.042$ and the SIDIS data from HERMES, with total χ^2 around 180. This parameter is consistent with previous analysis when leading order TMD formalism is considered [19, 20]. It is also consistent with the TMD formalism with truncated evolution effects in Ref. [18]. The differential cross section for SIDIS process depends on the hadron fragmentation functions, for which we adopt the parameterization from the new DSS fit [38, 39]. We include a normalization factor about 2.0 in the calculation of the multiplicity distributions shown in Fig. 9, which accounts for theoretical uncertainties from higher order corrections for both differential and inclusive cross sections ⁴. Here, the Y -term contribution is not included, which will be discussed in the following subsection.

Figs. 1-9 clearly illustrate that we have obtained a universal non-perturbative TMD function which can be used to describe both Drell-Yan lepton pair production and semi-inclusive hadron production in DIS processes in the CSS resummation framework. We also want to point out that the new functional form for the non-perturbative function is crucial to achieve this conclusion as given in Eqs. (14) and (17).

A. Issue with the Y Term in SIDIS for HERMES and COMPASS

In Fig. 9, we have neglected the contribution from the Y -term. This may be a strong approximation for HERMES and COMPASS experiments because their data are typically in the relative low Q^2 range. Indeed, we find that the numeric contributions from Y -term are important for both HERMES and COMPASS experiments. One example is shown in Fig. 10 for $z_h = 0.4-0.6$. The dashed curve represents the Y -term contribution, whereas the solid curve represents the resummation prediction without including the Y -term. It appears that adding the Y -term contribution will worsen the agreement between the theory prediction and the experimental data. Numerically, the Y -term contribution is at the same order of magnitude as the leading power contribution in the TMD resummation formalism, which is formally defined as the resummation calculation without including the Y -term contribution. At a smaller z_h value, the Y -term contribution becomes even more important as compared

⁴ Compared to the leading order TMD fit of Ref. [20] where there is no normalization factor, the $C^{(1)}$ coefficient is large and negative in the CSS resummation application to the SIDIS. Phenomenologically, that is the reason we have to include a factor of 2 in the comparison to the SIDIS data. This could be improved if the differential cross section (instead of multiplicity distributions) can be measured in the future.

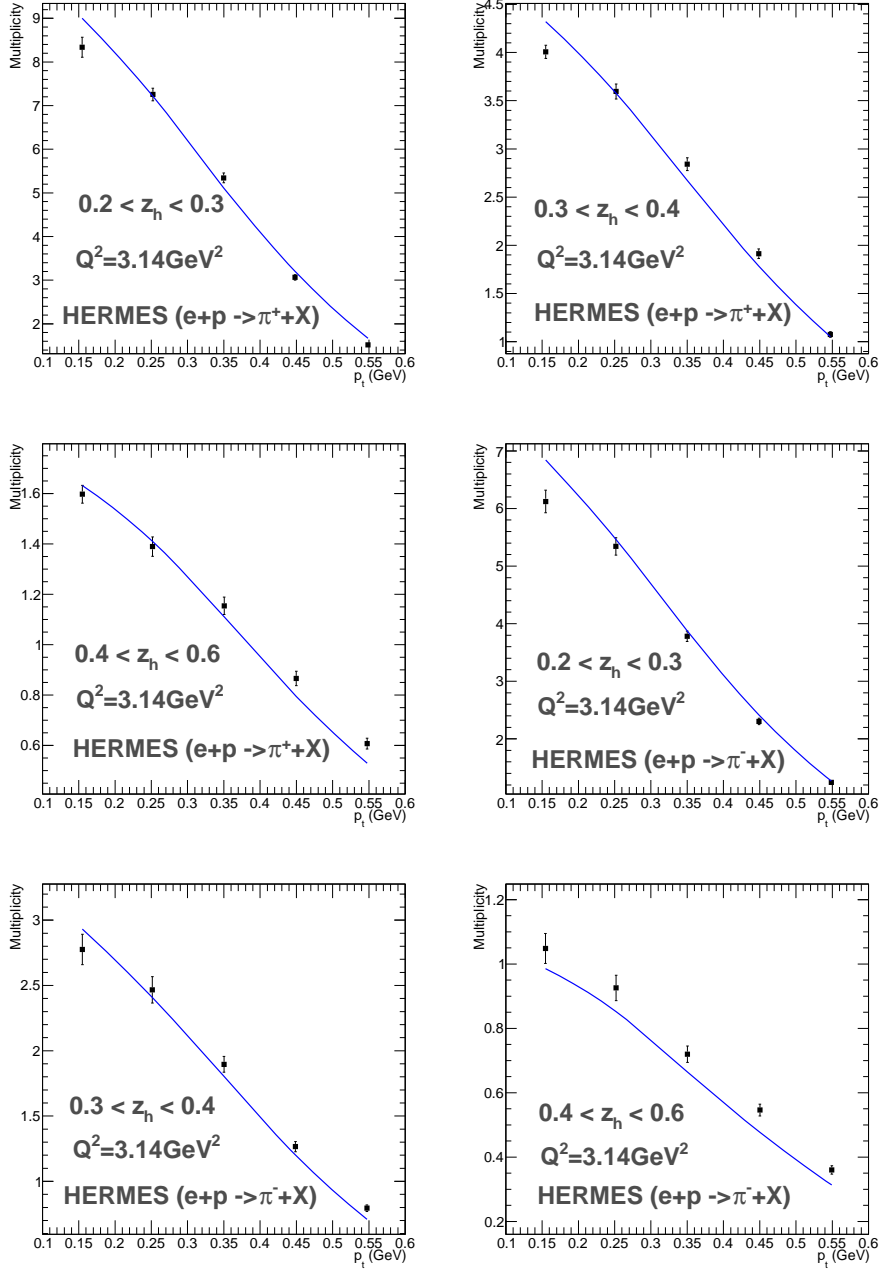


FIG. 9: Multiplicity distribution as function of transverse momentum in semi-inclusive hadron production in deep inelastic scattering compared to the experimental data from HERMES Collaboration at $Q^2 = 3.14\text{GeV}^2$.

to the the leading power TMD contribution.

This is an important observation, and raises a concern on the interpretation of the existing SIDIS data whose relevant energy scale is low, on the order of a few GeV. Theoretically, it indicates that higher order corrections in Y -term are important and may have to be taken into account to understand the experimental data. The dashed curves in Fig. 10 only include $Y^{(1)}$ contribution. $Y^{(2)}$ for SIDIS has not yet been calculated in the literature. We hope to

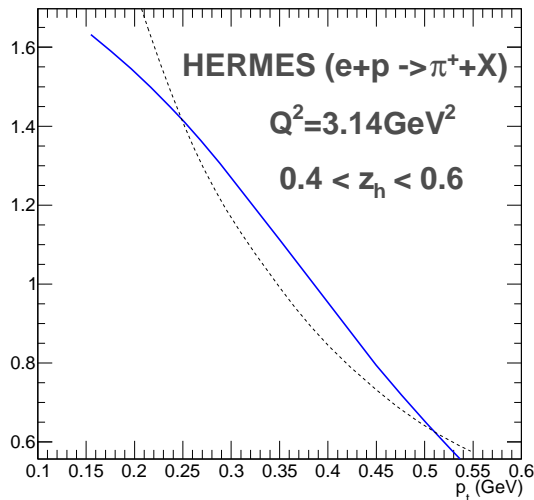


FIG. 10: Y -term contribution (dashed curve) to the multiplicity distribution as a function of transverse momentum, compared to the leading power transverse momentum dependent result (solid curve), for the experimental data from HERMES Collaboration at $Q^2 = 3.14 \text{ GeV}^2$.

carry out this computation and come back to this issue in the near future. This may also indicate that we need to take into account higher power corrections for SIDIS processes in the relative low Q^2 range. In this context, it means that certain terms in the Y -term may come from higher power correction in the TMD factorization, which could result in different resummation results. This is similar to what has been discussed in Ref. [40] for higher-twist contributions to the SIDIS, where $\cos \phi$ and $\cos 2\phi$ azimuthal asymmetries in SIDIS processes come from higher-twist effects in the TMD framework. However, the factorization for higher-twist contribution in the TMD framework is not fully understood at the present.

On the other hand, the consistency between the leading power TMD results and the experimental data from HERMES and COMPASS collaborations, cf. Fig. 9, supports the application of the TMD factorization in the relative low Q^2 range of these two experiments. To further test the TMD resummation formalism in the SIDIS experiments, we need more data with large Q^2 values, where the Y -term contributions will become much less important. In Fig. 11, we show some numeric results for $Q^2 = 10, 20 \text{ GeV}^2$. In particular, for $Q^2 = 20 \text{ GeV}^2$, its contribution is negligible for all p_{\perp} range of interests. Higher Q^2 range is particularly one of the important focuses for the SIDIS measurements in the planned electron-ion collider [1], where the above assumptions can be well tested.

V. DISCUSSION AND CONCLUSION

In this paper, we have re-analyzed the transverse momentum distribution of the Drell-Yan type of lepton pair production processes in hadronic collisions in the framework of CSS resummation formalism. Our goal is to find a new form for the non-perturbative function which can be used to simultaneously describe the semi-inclusive hadron production in DIS processes (such as from HERMES and COMPASS Collaborations) and all the Drell-Yan type processes (such as W , Z and low energy Drell-Yan pair productions). In Secs. II and

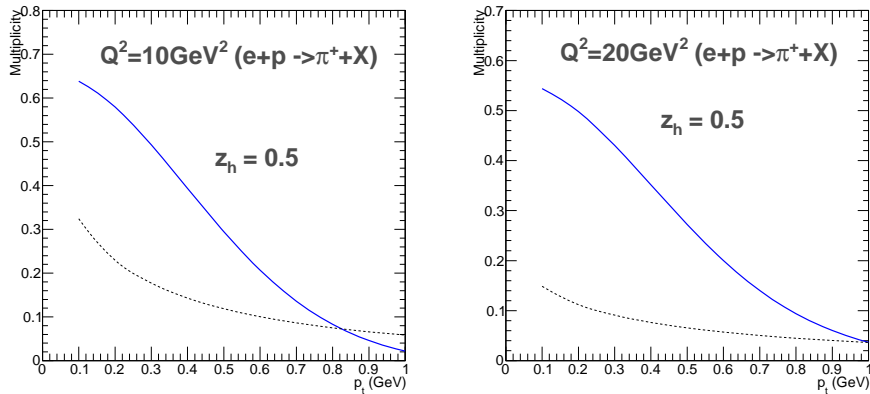


FIG. 11: Comparison between the leading power TMD calculations (solid curves) and the Y -term contributions (dashed curves) for $Q^2 = 10 \text{ GeV}^2$ (left) and $Q^2 = 20 \text{ GeV}^2$ (right) for typical values of $x_B = 0.1$ and $z_h = 0.5$.

III, we argue for a new parametrization form, Eq. (14), for describing Drell-Yan processes. For clarity, we recap our findings, and name it as the SIYY-1 form, as follows.

$$S_{NP}^{\text{SIYY-1}} = g_1 b^2 + g_2 \ln(b/b_*) \ln(Q/Q_0) + g_3 b^2 ((x_0/x_1)^\lambda + (x_0/x_2)^\lambda) , \quad (18)$$

where we adopted the b_* description, cf. Eq. (2), with $b_{max} = 1.5 \text{ GeV}^{-1}$, and have fixed $Q_0 = 1.55 \text{ GeV}$, $x_0 = 0.01$ and $\lambda = 0.2$ in a global analysis of the low energy Drell-Yan data from E288, E605, R209, and Z boson data from CDF and D0 at the Tevatron (in both Run I and II). In total, we have included 140 data points, fitted with 3 shape parameters (g_1, g_2, g_3) and 7 normalization parameters. The chi-square per degree of freedom is about 1.3, cf. Table I. We found that at the 68% C.L.,

$$\begin{aligned} g_1 &= 0.212_{-0.007}^{+0.006} , \\ g_2 &= 0.84_{-0.035}^{+0.040} , \\ g_3 &= 0.0 . \end{aligned} \quad (19)$$

The detailed comparison of the fit to the experimental data can be found in Figs. 1 to 7. Using the result of the fit, we showed in Fig. 8 that the LHC data can also be well described by the SIYY-1 fit.

After obtaining the satisfactory fit to the Drell-Yan type data, we proposed to add an additional term to the SIYY-1 form with the z_h dependence for describing the transverse momentum distribution of the semi-inclusive hadron production in DIS processes, cf. Sec. IV. We shall name that as the SIYY-2 form, which is

$$S_{NP}^{\text{SIYY-2}} = \frac{g_1}{2} b^2 + g_2 \ln(b/b_*) \ln(Q/Q_0) + g_3 b^2 (x_0/x_B)^\lambda + \frac{g_h}{z_h^2} b^2 , \quad (20)$$

where the factor $1/2$ associated with the g_1 coefficient is due to the fact that only one hadron beam is involved in the SIDIS processes, in contrast to two hadron beams in the Drell-Yan type processes. Furthermore, the additional g_h term is to parametrize the non-perturbative effect associated with the fragmentation of the final state parton into the observed hadron.

z_h represents the momentum fraction of the virtual photon carried by the final state hadron in the SIDIS process. Using the findings from fitting to the Drell-Yan type data for the 3 shape parameters (g_1, g_2, g_3), we found that the experimental data from HERMES and COMPASS can be well described by the SIYY-2 form with

$$g_h = 0.042 . \quad (21)$$

Here, we are not performing a fit for the lack of more precise data. Instead, we merely find a value of g_h to show that the proposed SIYY-2 form can describe the existing SIDIS data if only the leading power prediction (defined as the resummation result without including the Y -term) is used for the comparison, cf. Fig. 9. The reason for not including the Y -term in this comparison is that the typical energy scales (Q^2) of the SIDIS data from HERMES and COMPASS experiments are low, at a few GeV. Hence, the theoretical uncertainties in applying the CSS formalism is not well under control, and the Y -term contribution is expected to be sizable as compared to the leading power contribution. This is illustrated in Fig. 10. Followed by that, we showed in Fig. 11 that for future SIDIS data with a larger Q^2 value, the CSS formalism will provide a better description of the data, where the Y -term contribution is expected to be small in the region that the resummation effect is important, *i.e.*, in the low transverse momentum region. In other words, we have demonstrated that the proposed SIYY-1 and SIYY-2 non-perturbative forms can be used in the CSS resummation formalism to simultaneously describe the Drell-Yan and SIDIS data.

Since the Q^2 dependence in the non-perturbative functions is universal among the spin-independent and spin-dependent observables in the hard scattering processes, including Drell-Yan lepton pair production in hadronic collisions, semi-inclusive hadron production in DIS, and di-hadron production in e^+e^- annihilations, we expect that the new function obtained in this paper shall have broad applications in the analysis of the spin asymmetries in these processes. One particular example is the so-called Sivers single transverse spin asymmetries in SIDIS and Drell-Yan processes, where the sign change of the asymmetries in these two processes has been one of top questions in hadron physics. With the proposed SIYY-1 and SIYY-2 forms, we could further test the universality property of the TMD formalism.

Before concluding this section, we would like to update the result of the fit using a pure Gaussian form, similar to the BLNY or KN fits, but including the more precise Z boson data from the CDF and D0 Collaborations at the Tevatron Run II. As noted in the Introduction section, it is difficult to simultaneously describe the Drell-Yan and SIDIS data using a pure Gaussian form. Nevertheless, it is still useful to present an update of the type of fit which is found to be able to describe very well the Drell-Yan type data such as the production of W and Z bosons at the Tevatron and the LHC. We will name this updated pure Gaussian form as the SIYY-g form here, which is

$$S_{NP}^{\text{SIYY-g}} = g_1 b^2 + g_2 b^2 \ln(Q/2Q_0) + g_3 b^2 \ln(100x_1x_2) , \quad (22)$$

for describing only the Drell-Yan type of processes in hadronic collisions. After fixing Q_0 to be 1.55 GeV and $b_{max} = 1.5 \text{ GeV}^{-1}$, we found that at the 68% C.L.,

$$\begin{aligned} g_1 &= 0.181 \pm 0.005, \\ g_2 &= 0.167 \pm 0.01, \\ g_3 &= 0.003 , \end{aligned} \quad (23)$$

where we have fixed g_3 at its best fit value. The quality of the fit to the same set of Drell-Yan data is similar to that using the SIYY-1 form. The obtained g_2 value is consistent with the estimation from lattice QCD calculation, related to the vacuum average of the Wilson loop operator, as $0.19_{-0.09}^{+0.12} \text{ GeV}^2$ [41]. As noted before, in the small b region (much less than b_{max}), $\ln(b/b_*) \sim b^2/(2b_{max}^2)$. Clearly, the value of g_2 found in the SIYY-g fit is consistent with our findings in the SIYY-1 fit whose g_2 value in the small b limit corresponds to $0.84/(2 * 1.5^2) = 0.187$.

VI. ACKNOWLEDGEMENTS

We thank Alexei Prokudin for cross checking the Y -term contributions in SIDIS in Sec. IV. This work was partially supported by the U. S. Department of Energy via grant DE-AC02-05CH11231 and by the U.S. National Science Foundation under Grant No. PHY-1417326.

Note Added: After this paper was finished, we noticed a preprint of Ref. [42], which also studied the Y -term and matching between the resummation and collinear calculations. Their conclusion is consistent with ours.

-
- [1] D. Boer *et al.*, arXiv:1108.1713 [nucl-th]; A. Accardi *et al.*, arXiv:1212.1701 [nucl-ex].
 - [2] J. C. Collins and D. E. Soper, Nucl. Phys. B **193**, 381 (1981) [Erratum-ibid. B **213**, 545 (1983)]; Nucl. Phys. B **197**, 446 (1982).
 - [3] J. C. Collins, D. E. Soper and G. Sterman, Nucl. Phys. B **250**, 199 (1985).
 - [4] Y. L. Dokshitzer, D. Diakonov and S. I. Troian, Phys. Lett. B **78**, 290 (1978); Phys. Lett. B **79**, 269 (1978); Phys. Rept. **58**, 269 (1980).
 - [5] G. Parisi and R. Petronzio, Nucl. Phys. B **154**, 427 (1979).
 - [6] X. Ji, J. P. Ma and F. Yuan, Phys. Rev. D **71**, 034005 (2005); Phys. Lett. B **597**, 299 (2004).
 - [7] J. C. Collins and A. Metz, Phys. Rev. Lett. **93**, 252001 (2004).
 - [8] J.C.Collins, *Foundations of Perturbative QCD*, Cambridge University Press, Cambridge, 2011.
 - [9] F. Landry, R. Brock, P. M. Nadolsky and C. P. Yuan, Phys. Rev. D **67**, 073016 (2003); Phys. Rev. D **63**, 013004 (2001).
 - [10] A. V. Konychev and P. M. Nadolsky, Phys. Lett. B **633**, 710 (2006).
 - [11] J. -w. Qiu and X. -f. Zhang, Phys. Rev. Lett. **86**, 2724 (2001) [hep-ph/0012058]; Phys. Rev. D **63**, 114011 (2001) [hep-ph/0012348].
 - [12] A. Kulesza, G. F. Sterman and W. Vogelsang, Phys. Rev. D **66**, 014011 (2002) [hep-ph/0202251]; Phys. Rev. D **69**, 014012 (2004) [hep-ph/0309264].
 - [13] S. Catani, D. de Florian and M. Grazzini, Nucl. Phys. B **596**, 299 (2001) [hep-ph/0008184].
 - [14] S. Catani, D. de Florian, M. Grazzini and P. Nason, JHEP **0307**, 028 (2003) [hep-ph/0306211].
 - [15] G. Bozzi, S. Catani, D. de Florian and M. Grazzini, Phys. Lett. B **564**, 65 (2003) [hep-ph/0302104]. Nucl. Phys. B **737**, 73 (2006) [hep-ph/0508068]. Nucl. Phys. B **791**, 1 (2008) [arXiv:0705.3887 [hep-ph]]. Nucl. Phys. B **815**, 174 (2009) [arXiv:0812.2862 [hep-ph]]. Phys. Lett. B **696**, 207 (2011) [arXiv:1007.2351 [hep-ph]].
 - [16] A. Airapetian *et al.* [HERMES Collaboration], Phys. Rev. D **87**, 074029 (2013).
 - [17] C. Adolph *et al.* [COMPASS Collaboration], arXiv:1305.7317 [hep-ex].
 - [18] P. Sun and F. Yuan, Phys. Rev. D **88**, 034016 (2013); Phys. Rev. D **88**, 114012 (2013).

- [19] A. Signori, A. Bacchetta, M. Radici and G. Schnell, JHEP **1311**, 194 (2013) [arXiv:1309.3507 [hep-ph], arXiv:1309.3507].
- [20] M. Anselmino, M. Boglione, J. O. Gonzalez H., S. Melis and A. Prokudin, JHEP **1404**, 005 (2014) [arXiv:1312.6261 [hep-ph]].
- [21] C. A. Aidala, B. Field, L. P. Gamberg and T. C. Rogers, Phys. Rev. D **89**, 094002 (2014) [arXiv:1401.2654 [hep-ph]].
- [22] M. G. Echevarria, A. Idilbi, Z. -B. Kang and I. Vitev, Phys. Rev. D **89**, 074013 (2014) [arXiv:1401.5078 [hep-ph]].
- [23] P. M. Nadolsky, D. R. Stump and C. P. Yuan, Phys. Rev. D **61**, 014003 (2000) [Erratum-ibid. D **64**, 059903 (2001)] [hep-ph/9906280]; Phys. Rev. D **64**, 114011 (2001) [hep-ph/0012261].
- [24] G. P. Korchemsky and G. F. Sterman, Nucl. Phys. B **437**, 415 (1995) [hep-ph/9411211].
- [25] J. C. Collins and D. E. Soper, Nucl. Phys. B **284**, 253 (1987).
- [26] see, for example, A. M. Stasto, K. J. Golec-Biernat and J. Kwiecinski, Phys. Rev. Lett. **86**, 596 (2001).
- [27] X. Ji, Phys. Rev. Lett. **110**, 262002 (2013); X. Ji, P. Sun, X. Xiong and F. Yuan, arXiv:1405.7640 [hep-ph].
- [28] P. Hagler, B. U. Musch, J. W. Negele and A. Schafer, Europhys. Lett. **88**, 61001 (2009); Phys. Rev. D **83**, 094507 (2011); [arXiv:1011.1213 [hep-lat]].
- [29] A. S. Ito, *et al.*, Phys. Rev. D **23**, 604 (1981).
- [30] D. Antreasyan, W. Atwood, U. Becker, G. Bellettini, P. L. Braccini, J. G. Branson, J. D. Burger and F. Carbonara *et al.*, Phys. Rev. Lett. **47**, 12 (1981).
- [31] G. Moreno, C. N. Brown, W. E. Cooper, D. Finley, Y. B. Hsiung, A. M. Jonckheere, H. Jostlein and D. M. Kaplan *et al.*, Phys. Rev. D **43**, 2815 (1991).
- [32] T. Affolder *et al.* [CDF Collaboration], Phys. Rev. Lett. **84**, 845 (2000) [hep-ex/0001021].
- [33] B. Abbott *et al.* [D0 Collaboration], Phys. Rev. D **61**, 032004 (2000) [hep-ex/9907009].
- [34] V. M. Abazov *et al.* [D0 Collaboration], Phys. Rev. Lett. **100**, 102002 (2008) [arXiv:0712.0803 [hep-ex]].
- [35] T. Aaltonen *et al.* [CDF Collaboration], Phys. Rev. D **86**, 052010 (2012) [arXiv:1207.7138].
- [36] H. -L. Lai, M. Guzzi, J. Huston, Z. Li, P. M. Nadolsky, J. Pumplin and C. -P. Yuan, Phys. Rev. D **82**, 074024 (2010) [arXiv:1007.2241 [hep-ph]].
- [37] G. Aad *et al.* [ATLAS Collaboration], Phys. Lett. B **705**, 415 (2011) [arXiv:1107.2381 [hep-ex]].
- [38] D. de Florian, R. Sassot and M. Stratmann, Phys. Rev. D **75**, 114010 (2007) [hep-ph/0703242 [HEP-PH]].
- [39] D. de Florian, R. Sassot, M. Epele, R. J. Hernandez-Pinto and M. Stratmann, Phys. Rev. D **91**, 014035 (2015) [arXiv:1410.6027 [hep-ph]].
- [40] A. Bacchetta, D. Boer, M. Diehl and P. J. Mulders, JHEP **0808**, 023 (2008).
- [41] S. Tafat, JHEP **0105**, 004 (2001) [hep-ph/0102237].
- [42] M. Boglione, J. O. G. Hernandez, S. Melis and A. Prokudin, arXiv:1412.1383 [hep-ph].