

Intersection graphs of segments and $\exists\mathbb{R}$

JIŘÍ MATOUŠEK*

Department of Applied Mathematics
Charles University, Malostranské nám. 25
118 00 Praha 1, Czech Republic, and

Institute of Theoretical Computer Science
ETH Zurich, 8092 Zurich, Switzerland

Abstract

A graph G with vertex set $\{v_1, v_2, \dots, v_n\}$ is an *intersection graph of segments* if there are segments s_1, \dots, s_n in the plane such that s_i and s_j have a common point if and only if $\{v_i, v_j\}$ is an edge of G . In this expository paper, we consider the algorithmic problem of testing whether a given abstract graph is an intersection graph of segments.

It turned out that this problem is complete for an interesting recently introduced class of computational problems, denoted by $\exists\mathbb{R}$. This class consists of problems that can be reduced, in polynomial time, to solvability of a system of polynomial inequalities in several variables over the reals. We discuss some subtleties in the definition of $\exists\mathbb{R}$, and we provide a complete and streamlined account of a proof of the $\exists\mathbb{R}$ -completeness of the recognition problem for segment intersection graphs. Along the way, we establish $\exists\mathbb{R}$ -completeness of several other problems. We also present a decision algorithm, due to Muchnik, for the first-order theory of the reals.

1 Introduction

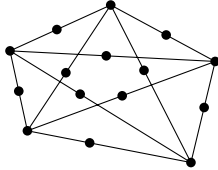
Let G be a graph with vertex set $\{v_1, \dots, v_n\}$. We say that G is an *intersection graph of segments* if there are straight segments s_1, \dots, s_n in the plane such that, for every i, j , $1 \leq i < j \leq n$, the segments s_i and s_j have a common point if and only if $\{v_i, v_j\} \in E(G)$. Such segments s_1, \dots, s_n are called a *segment representation* of G . For brevity, we will often say “segment graph” instead of “intersection graph of segments,” and we let SEG denote the class of all segment graphs.

Segment graphs constitute a difficult and much studied class. They turned out to have strong algebraic aspects, and these are the focus of the present paper. We should stress that there are also numerous interesting non-algebraic results; one recent highlight, settling a long-standing conjecture, is that every planar graph belongs to SEG [CG09], and another is a construction of triangle-free SEG graphs with arbitrarily large chromatic number [PKK⁺12].

*Supported by the ERC Advanced Grant No. 267165 and by the project CE-ITI (GACR P202/12/G061).

The story we want to present here begins with the algorithmic question, given an abstract graph G , does it belong to SEG? We will refer to this as the *recognition problem for segment graphs*, abbreviated RECOG(SEG).

At first encounter, it is probably not obvious that there are any graphs at all not belonging to SEG. Here is one of the simplest examples, a K_5 with subdivided edges:



Without going into any details, we just mention the idea of the proof: assuming for contradiction that this graph is a segment graph, one obtains a planar drawing of K_5 , which is impossible.

After enough understanding of combinatorial properties of segment graphs was accumulated, RECOG(SEG) was proved NP-hard in [KM94]. For many combinatorial problems, such as the existence of a Hamiltonian cycle in a graph, proving NP-hardness is more or less the end of the story, since *membership* in NP, i.e., a polynomial-time certificate of a YES answer, is obvious.

However, for RECOG(SEG) this was only a beginning, since membership in NP is not clear at all, and today it seems quite believable that RECOG(SEG) is actually not in NP.

Indeed, how should one certify that G is a segment graph? Some thought, which we leave to the reader, reveals that if G has a segment representation, then we may perturb and scale the segments so that all of their endpoints have integer coordinates. So if we knew that all the coordinates of the endpoints have at most polynomially many digits (in other words, that the absolute value of the coordinates is bounded by 2^{n^C} , where $n = |V(G)|$ and C is a constant), membership in NP would follow immediately.

Serious people seriously conjectured that the number of digits can be polynomially bounded—but it cannot.

Theorem 1.1 *For every sufficiently large n , there are n -vertex graphs in SEG for which every segment representation with integral endpoints has coordinates doubly exponential in n , that is, with $2^{\Omega(n)}$ digits.*

A first result of this kind, with the weaker bound of $2^{\Omega(\sqrt{n})}$, was proved in [KM94]. We will establish this weaker bound in Section 4. The stronger result in the theorem was obtained by Müller and McDiarmid [MM13]. A similar “large coordinates” phenomenon in the setting of line arrangements, which will be mentioned later, was observed earlier by Goodman, Pollack, and Sturmfels [GPS90], based on a fundamental work of Mnëv [Mne89].

Related to these developments, it was also gradually revealed that the recognition problem for segment graphs is computationally at least as hard as various

other geometric and algebraic computational problems—most notably, the solvability of a system of strict polynomial inequalities in several variables over the reals.

More recently, Schaefer and Štefankovič [SŠ11] (also see [Sch10]) introduced a new complexity class, denoted by $\exists\mathbb{R}$, and based on previous work, they proved many natural and well-known problems complete for this class, including $\text{RECOG}(\text{SEG})$. It is known that $\exists\mathbb{R}$ contains NP, and is contained in PSPACE (the computational problems solvable in polynomial space), but for all we know, both of these inclusions may be strict.

The purpose of the present expository paper is twofold. First, we aim at a complete and streamlined proof of the $\exists\mathbb{R}$ -completeness of the recognition problem for segment graphs, which contains many nice ideas and has not been readily available in the literature in full. Second, and more significantly, we use the problem $\text{RECOG}(\text{SEG})$ as an opportunity to introduce the class $\exists\mathbb{R}$ in detail and to treat some subtleties in its definition, as well as several algebraic $\exists\mathbb{R}$ -complete problems. Hopefully this may contribute to popularizing this class, which so far may not be as widely known as it would deserve.

The best known algorithms for $\exists\mathbb{R}$ -complete problems work in exponential time and polynomial space, and they are quite sophisticated and technically demanding. We thus present another, suboptimal but much simpler algorithm due to Muchnik. It actually solves a more general problem, that of quantifier elimination in the first-order theory of the reals, a classical problem first solved by Tarski in the 1950s. Muchnik’s algorithm can be explained in several pages, and it contains some of the ideas used in more sophisticated algorithms.

Since this paper started out as a course material, it contains a number of exercises. These may be useful for someone wishing to teach the material, and also for self-study—ideas that one discovers on his/her own are usually remembered much better. Readers not interested in solving exercises may take them just as a peculiar way of stating auxiliary results without proofs.

Acknowledgments. I am especially grateful to Marcus Schaefer for answering numerous questions, reading a draft of my exposition, and providing many useful comments. I would also like to thank to Rado Fulek, Vincent Kusters, Jan Kynčl, Jürgen Richter-Gebert, Zuzana Safernová, and Daniel Štefankovič for various contributions, such as proofreading, corrections, answering questions, etc. It was a pleasure to teach courses including the material presented here together with Pavel Valtr in Prague and with Michael Hoffmann and Emo Welzl in Zurich.

2 Recognizing segment graphs and the existential theory of \mathbb{R}

An algebraic re-formulation. It is not easy to find any algorithm at all to recognize segment graphs. In desperation we can turn to computational algebra and formulate the problem using polynomial equations and inequalities.

Suppose that a given graph $G = (V, E)$, $V = \{v_1, \dots, v_n\}$, is a segment

graph, represented by segments s_1, \dots, s_n . By a suitable rotation of the coordinate system we can achieve that none of the segments is vertical. Then the segment s_i representing vertex i can be algebraically described as the set $\{(x, y) \in \mathbb{R}^2 : y = a_i x + b_i, c_i \leq x \leq d_i\}$ for some real numbers a_i, b_i, c_i, d_i .

Letting ℓ_i be the line containing s_i , we note that $s_i \cap s_j \neq \emptyset$ if either $\ell_i = \ell_j$ and the intervals $[c_i, d_i]$ and $[c_j, d_j]$ overlap, or ℓ_i and ℓ_j intersect in a single point whose x -coordinate lies in both of the intervals $[c_i, d_i]$ and $[c_j, d_j]$. As is easy to calculate, that x -coordinate equals $\frac{b_j - b_i}{a_i - a_j}$.

Let us introduce variables A_i, B_i, C_i, D_i representing the unknown quantities $a_i, b_i, c_i, d_i, i = 1, 2, \dots, n$. (Following a convention in a part of the algebraic literature, we will denote variables by capital letters.) Then $s_i \cap s_j \neq \emptyset$ can be expressed by the following, somewhat cumbersome, predicate $\text{INTS}(A_i, B_i, C_i, D_i, A_j, B_j, C_j, D_j)$, given by

$$\begin{aligned} & \left(A_i = A_j \wedge B_i = B_j \wedge \neg(D_i < C_j \vee D_j < C_i) \right) \\ & \vee \left(A_i > A_j \wedge C_i(A_i - A_j) \leq B_j - B_i \leq D_i(A_i - A_j) \right. \\ & \quad \left. \wedge C_j(A_i - A_j) \leq B_j - B_i \leq D_j(A_i - A_j) \right) \\ & \vee \left(A_i < A_j \wedge C_i(A_i - A_j) \geq B_j - B_i \geq D_i(A_i - A_j) \right. \\ & \quad \left. \wedge C_j(A_i - A_j) \geq B_j - B_i \geq D_j(A_i - A_j) \right) \end{aligned}$$

(this is only correct if we “globally” assume that $C_i \leq D_i$ for all i). Here, in accordance with a usual notation in logic, \wedge stands for conjunction, \vee for disjunction, and \neg for negation.

The existence of a SEG-representation of G can then be expressed by the formula

$$\begin{aligned} & (\exists A_1 B_1 C_1 D_1 \dots A_n B_n C_n D_n) \left(\bigwedge_{i=1}^n C_i \leq D_i \right) \\ & \wedge \left(\bigwedge_{\{i,j\} \in E} \text{INTS}(A_i, B_i, C_i, D_i, A_j, B_j, C_j, D_j) \right) \\ & \wedge \left(\bigwedge_{\{i,j\} \notin E} \neg \text{INTS}(A_i, B_i, C_i, D_i, A_j, B_j, C_j, D_j) \right). \end{aligned}$$

The existential quantifier in this formula quantifies all the variables written after it, and these variables range over \mathbb{R} , the real numbers.

Exercise 2.1 *Prove that every segment graph has a representation in which no two segments lie on the same line (warning: this is not entirely easy). Therefore, the first part of the predicate INTS is not really necessary.*

Exercise 2.2 *Express the representability of a given graph G as an intersection graph of convex sets in the plane by a formula similar to the one above. Hint: disjoint compact convex sets can be strictly separated by a line.*

First-order theory of the reals. It may seem that we have replaced the problem of recognizing segment graphs, which was at least geometrically intuitive, by a hopelessly complicated algebraic problem. However, the *only* known recognition algorithm relies exactly on such a conversion and on a general algorithm for testing the validity of this kind of formulas. What is more, recognizing segment graphs turns out to be *computationally equivalent* to validity testing for a fairly broad class of formulas.

First we define a still more general class of formulas. A **formula of the first-order theory of the reals** is made of the constants 0 and 1, the binary operator symbols $+$, $-$ and \times , the relation symbols \leq , $<$, \geq , $>$, $=$, \neq , the logical connectives \wedge , \vee , \neg , and \Leftrightarrow (equivalence), the quantifiers \forall and \exists , symbols for variables, and parentheses, using simple syntactic rules, which the reader could no doubt easily supply. In the rest of this paper, the word “formula” without other qualifications means a formula in the first order theory of the reals.

Our including of “derived” symbols like $-$, \neq , $>$, \Leftrightarrow etc. is slightly nonstandard, compared to the literature in logic or model theory, but for considering computational complexity it appears more convenient to regard them as primitive symbols.

Semantically, all variables range over the real numbers¹ and $+$, $-$, \times , \leq , etc. are to be interpreted as the usual operations and relations on \mathbb{R} .

A formula is called a **sentence** if it has no *free* variables; that is, every variable occurring in it is bound by a quantifier. Our formula above expressing the SEG-representability of a given graph is an example of a sentence.

The first-order theory of the reals is sufficiently powerful to express a wide variety of geometric problems. At the same time, it is *decidable*, which means that there is an algorithm that, given a sentence, decides whether it is true or false. We will present one such algorithm in Section 5. This is in contrast with the first-order theories in many other areas of mathematics, such as the Peano arithmetic, which are undecidable.

Prenex form. We will always assume, w.l.o.g., that the considered formulas are in **prenex form**; that is, of the form $(Q_1X_1)(Q_2X_2)\dots(Q_kX_k)\Phi$, where Q_1, \dots, Q_k are quantifiers and Φ is a quantifier-free formula. An arbitrary formula is easily converted to a prenex form by pushing the quantifiers outside using simple rules, such as rewriting $\neg(\exists X)\Phi$ to $(\forall X)\neg\Phi$, rewriting $((\exists X)\Phi)\vee\Psi$ to $(\exists X)(\Phi\vee\Psi)$ (this assumes that the name of the quantified variable X does not collide with the name of any variable in Ψ), etc. Such a transformation changes the length of the formula by at most a constant factor.

A general quantifier-free formula Φ with variables X_1, \dots, X_n has the form

$$\Phi = \Phi(X_1, \dots, X_n) = F(A_1, A_2, \dots, A_m).$$

Here F is a Boolean formula and each A_i is an *atomic formula* of the form $p_i(X_1, \dots, X_n) \text{ rel } 0$, where *rel* is one of $<$, \leq , $>$, \geq , $=$, \neq , and p_i is a polynomial in n variables with integer coefficients.

¹In a first-order theory, we can quantify over individual elements, in our case over the real numbers; in a second-order theory, quantification over *sets* of real numbers would be allowed as well.

Size of formulas. When discussing the complexity of an algorithm accepting a formula as an input, we will measure the input size by the *length* of the formula, i.e., the number of symbols in it.²

In practice, one also writes integer constants, such as 13, and powers, such as X^5 , in the formulas. An integer constant k can be formed with $O(\log k)$ symbols using the binary expansion of k ; e.g., $13 = 2^3 + 2^2 + 1 = ((1 + 1) + 1) \times (1 + 1) \times (1 + 1) + 1$.

On the other hand, a power X^k is really an abbreviation for the k -fold product $X \times \cdots \times X$. We must be particularly careful with more complicated expressions involving powers: for example, $(\cdots ((X^2)^2 \cdots)^2$, with n second powers, could be written using $O(n)$ symbols if we permitted the power operation—but we do not allow it, and so this expression needs formula of length about 2^n .

Thus, in brief, integer constants are written in binary, but exponents must be taken as shorthands for multiple products.

Another thing to observe is that we cannot a priori assume polynomials to be written in the usual form, as a sum of monomials with integer coefficients. Indeed, the polynomial $(1 + X_1)(1 + X_2) \cdots (1 + X_n)$ has $O(n)$ symbols according to our definition, but if we multiplied out the parentheses, we would get 2^n distinct monomials, and thus a formula of exponential length. This kind of subtleties can usually be ignored in logic, but they start playing a role if we consider polynomial-time reductions.

Complexity of decision algorithms. The best known decision algorithms for the first-order theory of the reals can decide a sentence of length L in time at most $2^{2^{O(L)}}$, i.e., doubly exponential.

A more refined analysis of such algorithms uses several other parameters besides the formula length, such as the number of variables, the maximum degree of a polynomial appearing in the formula, or the number of quantifier alternations (e.g., the formula $(\exists X_1 X_2)(\forall X_3 X_4 X_5)(\exists X_6)\Phi$, where Φ is quantifier-free, has three alternations). For example, some of the algorithms are doubly exponential only in the number of quantifier alternations, while the dependence on other parameters is much milder. We will discuss this somewhat more concretely at the end of Section 5.

Semialgebraic sets. A set $S \subseteq \mathbb{R}^n$ is called **semialgebraic** if it can be described by a quantifier-free formula; i.e., if $S = \{\mathbf{x} \in \mathbb{R}^n : \Phi(\mathbf{x})\}$ for some $\Phi = \Phi(X_1, \dots, X_n)$ as above. Thus, a semialgebraic set is a set-theoretic combination of finitely many zero sets and nonnegativity sets of polynomials.

Exercise 2.3 (a) *Describe semialgebraic sets in \mathbb{R}^1 .*

(b) *Show that a semialgebraic set in \mathbb{R}^1 defined by a quantifier-free formula of length L has $O(L)$ connected components. More concretely, if the formula*

²The length is basically proportional to the number of bits needed to encode the formula. An exceptional case are the symbols of variables: if the formula contains n variables, then encoding a variable symbol needs about $\log n$ bits, at least on the average. Thus, in the worst case, the encoding of a formula of length L may need up to $L \log L$ bits. But the complexity of the considered algorithms is so large that this subtlety can be safely ignored, as is done in most of the literature.

$\Phi(X)$ involves polynomials $p_1(X), \dots, p_m(X)$, bound the number of components in terms of the degrees of the p_i .

The existential theory of the reals and ETR. Among the formulas of the first-order theory of the reals, the quantifier-free ones are, in a sense, the simplest. In particular, quantifier-free *sentences* are trivially decidable, since they involve only constants.

The next level of difficulty are the *existential formulas*, of the form

$$(\exists X_1 X_2 \dots X_k) \Phi,$$

with Φ quantifier-free. For example, our formula above for recognizing segment graphs is existential, and many other questions about graph representations etc. can also be expressed by an existential formula.

Let ETR, abbreviating *existential theory of the reals*, stand for the decision problem whose input is an existential sentence Ψ of the first-order theory of the reals, and the output is the truth value of Ψ , TRUE or FALSE.

Exercise 2.4 Show that ETR is NP-hard.

The true complexity status of ETR is not known at present. The best available algorithms show that it belongs to PSPACE, i.e., it can be solved in polynomial space and exponential time (this result is due to Canny [Can88]; also see [BPR03] for more recent algorithms).

We have seen that an instance of RECOG(SEG) can be converted, in polynomial time, into an equivalent instance of ETR. This is usually expressed by saying that RECOG(SEG) *reduces* to ETR. A surprising and useful fact is that, conversely, ETR reduces to RECOG(SEG), and thus these two problems are, up to polynomial-time reductions, computationally equivalent. We will discuss this, and related result, in the subsequent sections.

As an executive summary, one may remember that the first-order theory of the reals can be decided in doubly-exponential time, and the existential theory in singly-exponential time.

Remark: real-closed fields. Let us mention in passing that the first-order theory does not fully describe the ordered field of the real numbers. Indeed, there are other ordered fields, some of them quite interesting and useful, that satisfy exactly the same set of sentences as the reals. Such fields are called the **real-closed fields**, and they can be described by a simple axiomatic system (for which we refer to the literature, e.g., [BPR03]). In the literature, instead of the first-order theory of the reals, one thus often speaks of the first-order theory of real-closed fields.

One example of a real-closed field consists of all the *algebraic* real numbers. Another consists of all real *Puiseux series*; these are formal series of fractional powers of the form $\sum_{i=k}^{\infty} a_i \varepsilon^{i/q}$, where $k \in \mathbb{Z}$, q is a natural number, ε is a formal variable, and the a_i are real coefficients.

Here we will not consider the Puiseux series in any detail. We just remark that they are widely used for *perturbation arguments*, where one needs to bring some semialgebraic sets into a suitably general position; then the variable ε

plays the role of an infinitesimal quantity. A nice feature is that if we start with a real-closed field and make the perturbation, we are again in a (larger) real-closed field, and we can apply the same theory and even the same algorithms, provided that suitable computational primitives have been implemented.

3 The complexity class $\exists\mathbb{R}$

The class $\exists\mathbb{R}$ consists of the computational decision problems that reduce to ETR in polynomial time. More precisely, the reduction is the usual many-to-one reduction also used in the definition of NP; that is, a decision problem A many-to-one reduces to a decision problem B if there is a polynomial-time mapping f such that x is a YES-instance of A iff $f(x)$ is a YES-instance of B .

Restricted versions of ETR which are still complete for $\exists\mathbb{R}$. The problem ETR is complete for $\exists\mathbb{R}$ by definition. Here we will exhibit several restricted versions of ETR that also turn out to be $\exists\mathbb{R}$ -complete, although in some cases this may be surprising. In the next section we will discuss geometric $\exists\mathbb{R}$ -complete problems.

The significance of $\exists\mathbb{R}$ -completeness is similar, on a smaller scale, to that of NP-completeness: it bundles together many seemingly very different problems into a single big complexity question.

The considered special cases of ETR all decide an existential sentence

$$(\exists X_1 \dots X_n)\Phi,$$

where Φ is quantifier-free and of the following special forms:

- For the problem INEQ, Φ is a conjunction of polynomial equations and inequalities. Moreover, we require that the polynomials in the equations and inequalities be written in the standard form, as sums of monomials with integer coefficients. Thus, for example, $(1 + X_1)(1 + X_2) \cdots (1 + X_n)$ is not allowed.
- STRICT-INEQ is the special case of INEQ using only strict inequalities and no equations.
- FEASIBLE is the special case of INEQ with a single polynomial equation $p(X_1, \dots, X_n) = 0$.

Exercise 3.1 *Formulate the problem of testing whether a given graph belongs to SEG as an instance of STRICT-INEQ. Use Exercise 2.1 (which says that all segments can be assumed to have distinct directions).*

We begin with showing that INEQ, and even FEASIBLE, are $\exists\mathbb{R}$ -complete.

Even for INEQ this turns out to be trickier than one might think. One problem is with the exponential blow-up of formula size when converting polynomials into the standard form, as was mentioned in the preceding section. Another, similar problem appears when dealing with an arbitrary Boolean formulas.

Fortunately, both of these problems can be solved by the same idea, going back to Tseitin (in the context of Boolean satisfiability, one speaks of the

Tseitin transform for converting Boolean formulas to *conjunctive normal form*). The main trick is to add new existentially quantified variables, which are used to “store” the values of subformulas.

Proposition 3.2 *The decision problems FEASIBLE, and consequently INEQ, are $\exists\mathbb{R}$ -complete. In particular, solving a single polynomial equation in many variables over \mathbb{R} is, up to a polynomial-time reduction, as hard as solving a system of polynomial equations and inequalities over \mathbb{R} .*

Proof. Let $(\exists X_1 \dots X_n)\Phi$ be an existential sentence (in prenex form), of length L and with Φ quantifier-free. We transform it into an equivalent instance of FEASIBLE of length $O(L)$. The main trick is adding new real variables, which represent the values of the various subformulas in Φ .

We consider the way of how Φ is recursively built from subformulas. Here is an example, in which the subformulas are marked by lowercase Greek letters:

$$\underbrace{\underbrace{\underbrace{(X+Y)}_{\vartheta} \underbrace{(Z-Y)}_{\xi}}_{\zeta} > 0 \vee \underbrace{X}_{\beta} \leq 0}_{\alpha}}_{\gamma} \wedge \neg \underbrace{\underbrace{Y=0}_{\delta}}_{\varepsilon}$$

The subformulas ϑ, ξ, ζ are *arithmetic*, meaning that they yield a real number, while α, β, \dots are Boolean, yielding true or false.

We process the subformulas one by one, starting from the innermost ones and proceeding outwards. During this process, we build a new formula Γ , which is a conjunction of polynomial equations. We start with Γ empty, and we add equations to it as we go along. We also add new existentially quantified real variables, one or several per subformula.

In the example above, we start with the subformula ϑ , we introduce a new existentially quantified real variable V_{ϑ} (V abbreviating *value*), and we add to Γ the equation $V_{\vartheta} = X + Y$. Similarly, for ξ we add $V_{\xi} = Z - Y$, and for ζ we add $V_{\zeta} = V_{\vartheta}V_{\xi}$. Thus, for each arithmetic subformula, the corresponding variable represents the value of the subformula.

For every Boolean subformula η , the plan is to introduce a corresponding real variable W_{η} , representing the truth value of η in the sense that $W_{\eta} = 1$ means η true and $W_{\eta} = 0$ means η false.

For our atomic formula $\alpha \equiv V_{\zeta} > 0$, we begin with observing that the strict inequality $V_{\zeta} > 0$ is equivalent to $(\exists S_{\alpha})(V_{\zeta}S_{\alpha}^2 = 1)$, while its negation $V_{\zeta} \leq 0$ is equivalent to $(\exists T_{\alpha})(V_{\zeta} + T_{\alpha}^2 = 0)$. Thus, with introducing the two auxiliary variables S_{α} and T_{α} , we obtain equations instead of inequalities.

In order to have W_{α} represent the truth value of the subformula α as announced above, we would thus like to add to Γ the subformula

$$(V_{\zeta}S_{\alpha}^2 = 1 \wedge W_{\alpha} = 1) \vee (V_{\zeta} + T_{\alpha}^2 = 0 \wedge W_{\alpha} = 0). \quad (1)$$

Sadly, we cannot do that, since we are allowed to add only conjunctions of equations, not disjunctions. But we observe that a conjunction of equations

$p = 0 \wedge q = 0$ is equivalent to $p^2 + q^2 = 0$, while a disjunction $p = 0 \vee q = 0$ can be replaced by $pq = 0$. Thus, our desired subformula (1) can be added in the following disguise:

$$((V_\zeta S_\alpha^2 - 1)^2 + (W_\alpha - 1)^2)((V_\zeta + T_\alpha^2)^2 + W_\alpha^2) = 0$$

Complicated as it may look, this equation still has a constant length, even if we expand the polynomial into the standard form. This will be the case for every equation we add to Γ .

The remaining two atomic formulas, β and δ , are handled analogously and we leave this to the reader. Fortunately, the case of atomic formulas is the most complicated one, and dealing with Boolean connectives is simpler.

The disjunction $\gamma \equiv \alpha \vee \beta$ is, by induction, equivalent to $W_\alpha = 1 \vee W_\beta = 1$, and the equation $W_\gamma = W_\alpha + W_\beta - W_\alpha W_\beta$ will do. This, however, is a bit of a hack, relying on our particular representation of the truth values. A more systematic approach is to first represent the disjunction by $(W_\gamma = 1 \wedge (W_\alpha = 1 \vee W_\beta = 1)) \vee (W_\gamma = 0 \wedge W_\alpha = 0 \wedge W_\beta = 0)$, and then to convert this formula into a single equation using the two tricks, $p^2 + q^2$ and pq , as above.

The negation in the subformula ε is represented by $W_\varepsilon = 1 - W_\delta$, and for the conjunction in $\Phi \equiv \gamma \wedge \varepsilon$ we can simply use $W_\Phi = W_\gamma W_\varepsilon$. Finally, we add the equation $W_\Phi = 1$ to Γ , and this yields the announced conjunction of equations $p_1 = 0 \wedge \dots \wedge p_m = 0$ that is satisfiable iff the original formula Φ is.

Since Φ has no more than L subformulas, we have $m \leq L$. Each p_i has length $O(1)$, and hence Γ has length $O(L)$. Finally, to get the desired instance of FEASIBLE, we replace Γ with $p_1^2 + \dots + p_m^2 = 0$, which at most doubles the formula length. \square

Exercise 3.3 *In the above proof, we have not dealt with a subformula of the form $\alpha \Leftrightarrow \beta$ (equivalence). Find a suitable equation for replacing such a subformula.*

Strict inequalities. Intuitively, the nature of STRICT-INEQ seems to be different from INEQ. Indeed, if $\Phi(X_1, \dots, X_n)$ is a conjunction of strict inequalities, then the subset of \mathbb{R}^n defined by it is *open*. Thus, for example, if it is nonempty, then it always contains a point with rational coordinates; this, of course, is not the case for equations, since, e.g., $X^2 - 2 = 0$ has only irrational solutions.

Yet, as discovered in [SŠ11], INEQ and STRICT-INEQ are equivalent as computational problems. For the proof we need a reasonably difficult result of real algebraic geometry, of independent interest, which we will take for granted.

Theorem 3.4 *Let $S \subseteq \mathbb{R}^n$ be a semialgebraic set defined by a quantifier-free formula of length L . If $S \neq \emptyset$, then S intersects the ball of radius $R = 2^{2^{C L \log L}}$ centered at 0, where C is a suitable absolute constant. If S is also bounded, then it is contained in that ball.*

A more refined bound for R is $2^{\tau(\Delta+1)^{O(n)}}$, where n is the number of variables in the formula, Δ is the maximum degree of the polynomials in it, and τ is the

maximum number of bits of a coefficient in the polynomials. The ball of the stated radius even intersects every connected component of S and contains every bounded connected component. The bound in the theorem is obtained by substituting the trivial estimates $\tau \leq L$, $\Delta \leq L$, $n \leq L$ into the refined bound.

This kind of result goes back to [Gj88, Lemma 9] (which deals with a special semialgebraic set, namely, the zero set of a single polynomial), and the result as above about a ball intersecting all connected components is [BPR96, Theorem 4.1.1] (also see [BPR03, Theorem 13.14]). A statement directly implying the part with the ball containing all bounded components is [BV07, Theorem 6.2].

Proposition 3.5 *STRICT-INEQ is $\exists\mathbb{R}$ -complete. Thus, solving a system of strict polynomial inequalities over \mathbb{R} is, up to a polynomial-time reduction, as hard as solving arbitrary system of polynomial inequalities.*

Proof. We will reduce FEASIBLE to STRICT-INEQ. Let the input formula for FEASIBLE ask for solvability of $p(X_1, \dots, X_n) = 0$ and let its length be L .

By Theorem 3.4, if $p(X_1, \dots, X_n) = 0$ is solvable, then it has a solution $(x_1, \dots, x_n) \in \mathbb{R}^n$ with $\sum_{i=1}^n x_i^2 < R^2$, where $R = 2^{2^k}$ and $k = CL \log L$.

We construct an instance of STRICT-INEQ of the form

$$(\exists X_1 \dots X_n Y_1 \dots Y_k Z_1 \dots Z_\ell) \Phi,$$

where $\ell = C_1 L (\log L)^2$, with a sufficiently large constant C_1 , and Φ is the quantifier-free formula

$$\begin{aligned} & Y_1 > 0 \wedge \dots \wedge Y_k > 0 \\ & \wedge Y_1 < 4 \wedge Y_2 < Y_1^2 \wedge \dots \wedge Y_k < Y_{k-1}^2 \wedge X_1^2 + \dots + X_n^2 < Y_k^2 \\ & \wedge Z_1 > 4 \wedge Z_2 > Z_1^2 \wedge \dots \wedge Z_\ell > Z_{\ell-1}^2 \\ & \wedge Z_\ell^2 p(X_1, \dots, X_n)^2 < 1. \end{aligned}$$

The first two lines say that that $\sum_{i=1}^n X_i^2 < R^2$, and the last two lines mean that $|p(X_1, \dots, X_n)| < \delta := 2^{-2^\ell}$. The length of the formula is clearly bounded by a polynomial in L , even if we convert all polynomials into the standard form.

We need to check that Φ is solvable iff $p(X_1, \dots, X_n) = 0$ is. First, if $p(X_1, \dots, X_n) = 0$ is solvable, then there is a solution (x_1, \dots, x_n) with $\sum_{i=1}^n x_i^2 < R^2$, and it can be extended to a solution of Φ .

Conversely, let us suppose that p has no zero. Let us consider the semi-algebraic set $S \subseteq \mathbb{R}^{n+k+1}$ given by the following formula $\Xi = \Xi(X_1, \dots, X_n, Y_1, \dots, Y_k, Z)$:

$$\begin{aligned} & Y_1 > 0 \wedge \dots \wedge Y_k > 0 \\ & \wedge Y_1 < 4 \wedge Y_2 < Y_1^2 \wedge \dots \wedge Y_k < Y_{k-1}^2 \wedge X_1^2 + \dots + X_n^2 < Y_k^2 \\ & \wedge Z^2 p(X_1, \dots, X_n)^2 = 1. \end{aligned}$$

The length of Ξ is $K = O(k)$. Since we assume that p has no zeros, S is a bounded set, and hence by Theorem 3.4, it is contained in the ball of radius $2^{2^{C^K \log K}} \leq 2^{2^\ell} = 1/\delta$, and in particular, $|Z| \leq 1/\delta$ in every solution.

This implies that for every $(x_1, \dots, x_n) \in \mathbb{R}^n$ with $\sum_{i=1}^n x_i^2 < R^2$, we have $|p(x_1, \dots, x_n)| \geq \delta$, and hence Φ has no solution. \square

Exercise 3.6 Find a bivariate polynomial $p(X, Y)$ with integer coefficients with $p(x, y) > 0$ for all $(x, y) \in \mathbb{R}^2$ and with $\inf_{\mathbb{R}^2} p(x, y) = 0$.

Remark: size of segment representations and Oleinik–Petrovskii–Milnor–Thom. By reasoning very similar to the proof of Theorem 3.4, it can also be shown that if S is a nonempty semialgebraic set defined by a formula of length L that is a conjunction of *strict* inequalities, then S contains a rational point whose coordinates are fractions of integers with $2^{O(L \log L)}$ bits (a more refined bound in the notation below Theorem 3.4 is $\tau \Delta^{O(n)}$; see [BPR03, Theorem 13.15]).

Using the refined bound on the ETR formula expressing RECOG(SEG) given at the beginning of this chapter, we get that every segment graph on n vertices has a segment representation in which the endpoint coordinates have $2^{O(n)}$ digits (there are $4n$ variables, the polynomials are at most quadratic, and $\tau = O(1)$). Hence Theorem 1.1 is tight up to a multiplicative constant in the exponent.

Theorem 3.4 is also related to a result of real algebraic geometry that proved truly fundamental for discrete geometry, theoretical computer science, and other fields: the Oleinik–Petrovskii–Milnor–Thom theorem (also often called the Milnor–Thom theorem or Warren’s theorem in the literature). This is a result that bounds the maximum number of connected components of semialgebraic sets. In a modern version, it can be stated as follows:

Theorem 3.7 Let $p_i(X_1, \dots, X_n)$ be polynomials of degree at most Δ , $i = 1, 2, \dots, m$, and for every sign vector $\sigma \in \{-1, 0, +1\}^m$ let $S_\sigma \subseteq \mathbb{R}^n$ be defined as

$$\left\{ (x_1, \dots, x_n) \in \mathbb{R}^n : \bigwedge_{i=1}^m \operatorname{sgn} p_i(x_1, \dots, x_n) = \sigma_i \right\}.$$

Then for $m \geq n \geq 2$,

$$\sum_{\sigma \in \{-1, 0, +1\}^m} \#S_\sigma \leq \left(\frac{50\Delta m}{n} \right)^n,$$

where $\#S$ denotes the number of connected components of S .

Exercise 3.8 Apply the theorem just stated to show that there are at most $2^{O(n \log n)}$ nonisomorphic segment graphs on n vertices.

Applications of the Oleinik–Petrovskii–Milnor–Thom theorem abound in the literature, from simple ones as in the exercise to sophisticated uses, and it is useful to be aware of this kind of result.

4 Stretchability and the Mnëv universality theorem

Here is the main goal of this section.

Theorem 4.1 *The problem RECOG(SEG), recognizing segment graphs, is $\exists\mathbb{R}$ -complete.*

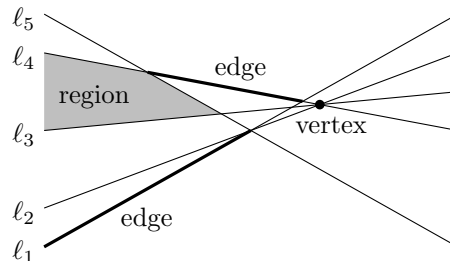
As a by-product of the proof, we will also get a proof of a weaker version of Theorem 1.1 (exponentially many digits needed for a SEG representation), with $2^{\Omega(\sqrt{n})}$ digits instead of $2^{\Omega(n)}$.

A sample of other geometric $\exists\mathbb{R}$ -complete problems. Before starting our development, we list several other $\exists\mathbb{R}$ -complete problems; many more such problems can be found in the literature (see, e.g., [ŠŠ11, Sch10]).

- Recognition of intersection graphs of *unit disks* in the plane [KM12].
- Recognition of CONV, intersection graphs of convex sets in \mathbb{R}^2 [Sch10].
- Determining the *rectilinear crossing number* $\overline{cr}(G)$ of a graph [Bie91], that is, the minimum possible number of edge crossings in a drawing of G in the plane, with edges drawn as straight segments.
- (The *Steinitz problem*) Given a partially ordered set, determining whether it is isomorphic to the set of all faces of a convex polytope ordered by inclusion (this partially ordered set is called the *face lattice* of the polytope); see [BLVS⁺99, Corollary 9.5.11].

4.1 From segment graphs to line arrangements

STRETCHABILITY. Let us consider a set L of n lines in the plane. The **arrangement** of L is the partition of the plane into convex subsets induced by L . Four of such subsets are marked in the next picture: a *vertex*, which is an intersection of two lines, two *edges*, which are pieces of the lines delimited by the vertices, and a *region*, which is one of the pieces obtained after cutting the plane along the lines.



We want to define a *combinatorial description* of such a line arrangement, the idea being that two arrangements with the same description look combinatorially the same. Such descriptions are systematically studied in the theory of *oriented matroids* (see, e.g., [BLVS⁺99]). There are several reasonable definitions of a combinatorial description, all of them essentially equivalent. We will

use one that is simple and convenient for our present purposes, although not among the most conceptual ones.

For simplicity, let us assume that none of the lines of L is vertical and every two intersect. Then we number the lines ℓ_1, \dots, ℓ_n in the order of decreasing slopes, as in the above picture, and for each $i = 1, 2, \dots, n$, we write down the numbers of the lines intersecting ℓ_i as we go from left to right. From the picture we thus get the following five lists:

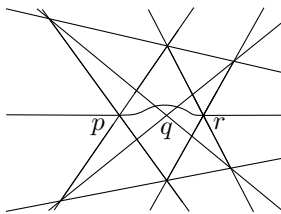
$$\left(\begin{smallmatrix} 2 \\ 5 \end{smallmatrix}, 3, 4\right), \left(\begin{smallmatrix} 1 \\ 5 \end{smallmatrix}, \begin{smallmatrix} 3 \\ 4 \end{smallmatrix}\right), \left(5, 1, \begin{smallmatrix} 2 \\ 4 \end{smallmatrix}\right), \left(5, 1, \begin{smallmatrix} 2 \\ 3 \end{smallmatrix}\right) \left(4, 3, \begin{smallmatrix} 1 \\ 2 \end{smallmatrix}\right).$$

Several numbers in a column mean that the corresponding intersections coincide. These n lists constitute (our way of) the combinatorial description of the arrangement of L .

The decision problem **STRETCHABILITY** can now be defined as follows: given n lists of integers, with some of the entries arranged in columns as above, decide whether they constitute a combinatorial description of an arrangement of n lines.

There are some obvious consistency conditions on the lists: for example, the i th list should contain each element of $[n] \setminus \{i\}$ exactly once, and for $i < j < k$, if ℓ_i intersects ℓ_k before ℓ_j , then ℓ_j must intersect ℓ_i before ℓ_k , etc. It is not hard to formulate conditions on the lists so that they provide a combinatorial description of an arrangement of **pseudolines**. Here a set of n curves is called a set of (affine) pseudolines if every curve intersects every vertical line exactly once, and every two curves cross exactly once.

The real problem in **STRETCHABILITY** is in recognizing whether a combinatorial description of an arrangement of pseudolines also fits to an arrangement of lines, i.e., if the pseudolines can be “stretched”—this is where the name comes from. The following is a famous example of a non-stretchable arrangement:



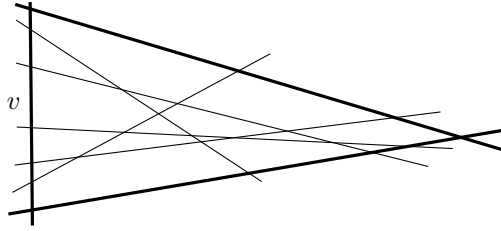
In this picture, all of the pseudolines are straight except for one (and only a part of the arrangement not including all of the intersections is shown, for space reasons). The non-stretchability relies on an ancient theorem of Pappus, which asserts that if eight straight lines intersect as indicated, then the line passing through p and r also has to contain q .

An arrangement of lines is called **simple** (or, sometimes, *uniform*) if no three lines have a point in common. The decision problem **SIMPLE STRETCHABILITY**, a special case of **STRETCHABILITY**, asks whether given lists form the combinatorial description of a simple arrangement of lines.

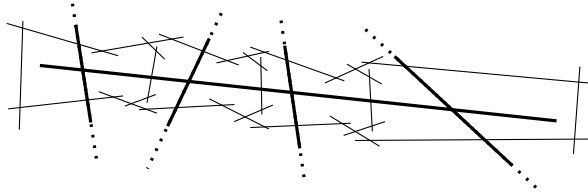
In due time, we will see that **STRICT-INEQ** reduces to **SIMPLE STRETCHABILITY**, and thus **SIMPLE STRETCHABILITY** is $\exists\mathbb{R}$ -complete. But here we deal with the following result from [KM94], the first step in the proof of Theorem 4.1:

Proposition 4.2 SIMPLE STRETCHABILITY reduces to RECOG(SEG); *i.e.*, recognizing segment graphs is no easier than testing simple stretchability.

Sketch of proof. First we explain a construction of a segment representation of a suitable graph from a given simple line arrangement. We begin with adding a vertical segment v intersecting all the lines and lying left of all intersections in the arrangement. We also add two other segments that together with v enclose all of the intersections in a triangle T . Then we shorten all of the lines to segments ending outside T :



Next, in a small neighborhood of each of the segments in this picture, including the newly added ones, we add an *ordering gadget*, made of many segments, as is indicated below:



The original segments are drawn thick. Let G be the intersection graph of the resulting set of segments.

We have presented the construction geometrically, but it can obviously be “combinatorialized” so that, given a combinatorial description, which may or may not correspond to an actual line arrangement, it produces a graph G . Clearly, if the description does correspond to a line arrangement, then G has a segment representation, and it remains to prove the converse—if G has a segment representation, then there exists an arrangement with the given description.

The key step in the proof is in showing that the ordering gadget indeed forces the appropriate linear ordering of the intersections along each of the original segments, up to a reversal. This is quite intuitive, and for a detailed proof we refer to [Sch10].

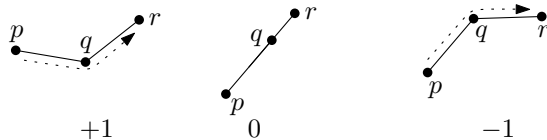
Once we know this, we can discard the segments of the ordering gadgets. We make an affine transformation of the plane so that the segment v is vertical and the triangle T is to the right of it. Then all intersections of the remaining segments must be inside T , and these segments can be extended to full lines. Then either the resulting line arrangement or its upside-down mirror reflection conform to the given combinatorial description. \square

4.2 From line arrangements to point configurations

Our main goal now is showing $\exists\mathbb{R}$ -completeness of SIMPLE STRETCHABILITY. First we pass from line arrangements to point configurations; these two settings are equivalent, but point configurations appear more convenient for the subsequent development. The passage relies on *line-point duality*, a basic concept of projective geometry, and the material in this section may be rather standard/easy for many readers.

For combinatorially describing a configuration of points in the plane, we use the notion of *order type* (which, under the name of a *chirotope*, is also one of the possible axiomatizations of oriented matroids; see [BLVS⁺99]).

The order type is defined for a *sequence* (p_1, p_2, \dots, p_n) of points in \mathbb{R}^2 (or in \mathbb{R}^d , but we will not need that). For an ordered triple (p, q, r) of points, we define the *sign* depending on the direction, left/straight/right, in which we turn when going from p to q and then to r :



The sign can also be defined algebraically, as the sign of the determinant of the matrix with rows $q - p$ and $r - p$. We define a *combinatorial order type* as a mapping $\binom{[n]}{3} \rightarrow \{-1, 0, +1\}$, and the **order type** of a sequence (p_1, p_2, \dots, p_n) is the mapping assigning to every triple $i < j < k$ the sign of (p_i, p_j, p_k) .

The **ORDER-TYPE REALIZABILITY** problem has a combinatorial order type as the input, and asks if it is the order type of an actual point sequence. We also have the **SIMPLE ORDER-TYPE REALIZABILITY** variant, where all the signs are ± 1 's, or in other words, the considered point set is in general position, with no collinear triples.

Lemma 4.3 SIMPLE ORDER-TYPE REALIZABILITY *reduces to* SIMPLE STRETCHABILITY.

Proof. As announced above, the proof is a simple use of a line-point duality. In view of our way of combinatorially describing line arrangements, we use the following version of duality: To a point $p = (a, b) \in \mathbb{R}^2$, we assign the (non-vertical) line $\mathcal{D}(p)$ with equation $y = ax - b$. Conversely, to every nonvertical line ℓ , which has a unique equation of the form $y = ax - b$, we assign the point $\mathcal{D}(\ell) = (a, b)$. The basic property of \mathcal{D} , quite easy to check from the definition, is that a point p lies below, on, or above a nonvertical line ℓ iff the dual point $\mathcal{D}(\ell)$ lies below, on, or above the dual line $\mathcal{D}(p)$. In particular, \mathcal{D} preserves line-point incidences and thus maps the intersection of two lines to the line spanned by the two dual points, and vice versa.

Let τ be a simple combinatorial order type. Supposing that there is a point sequence (p_1, \dots, p_n) realizing it, we may assume that the point p_n lies on the negative y -axis very far below all the other points (“at $-\infty$ ” for all practical purposes). This can be achieved by a suitable *projective transformation* of

the plane; for readers not familiar with this concept we provide an express introduction below.

With this assumption, it is easy to see that we can read off the ordering of the x -coordinates of p_1 through p_{n-1} from the signs of the triples involving p_n . Thus, if we consider the dual lines $\mathcal{D}(p_1), \dots, \mathcal{D}(p_{n-1})$, we know the ordering of their slopes.

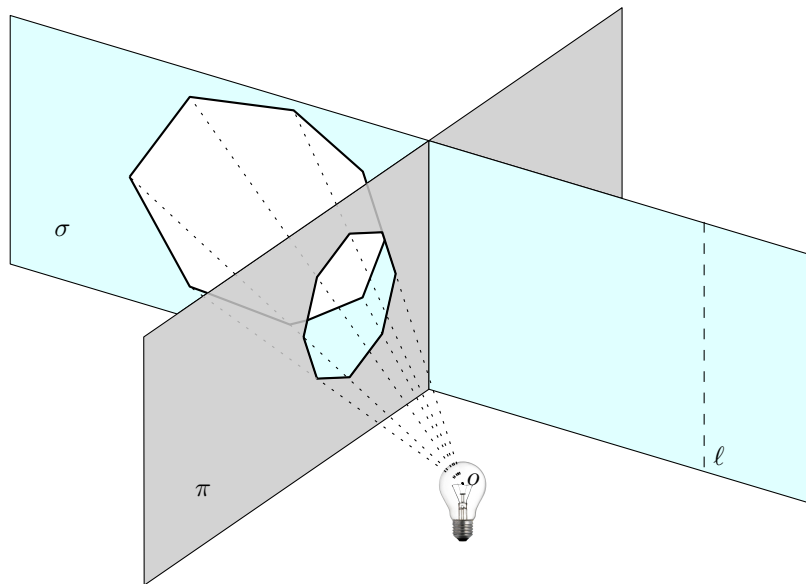
We can also reconstruct the combinatorial description of the line arrangement from the order type. For example, if $i < j < k$ and we want to know which of the lines l_i, l_j intersects l_k first, it suffices to know whether the intersection $l_i \cap l_j$ lies above or below l_k . This in turn is equivalent to the dual point $\mathcal{D}(l_k)$ lying above or below the line through $\mathcal{D}(l_i)$ and $\mathcal{D}(l_j)$, by the properties of the duality mentioned above, and this last piece of information is contained in the order type. A similar reasoning works for other orderings of the indices i, j, k .

Conversely, the order type of (p_1, \dots, p_n) can be reconstructed from the combinatorial description of the arrangement of the dual lines $\mathcal{D}(p_1), \dots, \mathcal{D}(p_{n-1})$.

Summarizing, from the combinatorial order type τ we can construct, in polynomial time of course, a combinatorial description of an arrangement of $n - 1$ lines that is stretchable iff τ is realizable. \square

Projective transformations. Above and in the sequel we need some properties of projective transformations. For readers not familiar with this topic we provide several introductory sentences, referring, e.g., to Richter-Gebert [RG11] for a solid introduction to projective geometry.

A projective transformation maps the plane onto itself, or more precisely, it maps the plane minus an exceptional line onto the plane minus another exceptional line. Here is a quite intuitive geometric way of thinking of projective transformations. We fix two planes π and σ in \mathbb{R}^3 and identify each of them with \mathbb{R}^2 by choosing a system of Cartesian coordinates in it. We also choose a point $o \notin \pi \cup \sigma$, and the projective transformation is obtained by projecting π from o into σ .



The exceptional line in π is labeled by ℓ in the picture; it is the intersection of π with the plane through o parallel to σ . In projective geometry, one completes the plane by a line at infinity, to the *projective plane*, and projective transformations map the projective planes bijectively onto itself. In particular, the exceptional line ℓ is mapped onto the line at infinity.

A projective transform maps straight lines to straight lines and preserves line-point incidences. It also preserves the order type, provided that all of the points lie on the same side of the exceptional line.

4.3 General position and constructible configurations

So far we are carrying along the simplicity/general position requirement, which came naturally from the setting of segment graphs—there we cannot force three segments to meet at a single point. For reducing the solvability of strict polynomial inequalities, STRICT-INEQ, to a realizability problem for point configurations, the general position requirement would be very inconvenient. Here we replace it with a considerably weaker requirement, called constructibility, by means of an ingenious trick, first used by Las Vergnas (see [BLVS⁺99, Prop. 8.6.3]).

We say that a point sequence (p_1, p_2, \dots, p_n) is **constructible** if, possibly after renumbering the points suitably, the following hold:

- No three among p_1, \dots, p_4 are collinear (this is usually expressed by saying that p_1, \dots, p_4 form a *projective basis*).
- Each p_i , $i > 4$, lies on at most two of the lines spanned by p_1, \dots, p_{i-1} .

In particular, every sequence in general position is constructible.

The notion of constructibility makes sense for a combinatorial order type, realizable or not. In the corresponding algorithmic problem **CONSTRUCTIBLE ORDER-TYPE REALIZABILITY**, the input is a combinatorial order type for which the points are already ordered as in the definition of constructibility (so that we need not worry about finding the right ordering in polynomial time).

Intuitively, a constructible point configuration is one that can be constructed from the initial four points using only a ruler, i.e., by passing lines through pairs of already constructed points and placing each new point either arbitrarily, or arbitrarily on an already constructed line, or to the intersection of two already constructed lines. Such a ruler construction, though, only takes into account which triples of points should be collinear, and not the signs of triples. Thus, a constructible combinatorial order type may still be unrealizable.

Proposition 4.4 CONSTRUCTIBLE ORDER-TYPE REALIZABILITY *is reducible to* SIMPLE ORDER-TYPE REALIZABILITY.

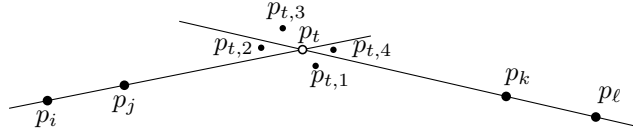
The construction: first version. To prove the proposition, given a constructible combinatorial order type τ , we want to construct, in polynomial time, a simple combinatorial order type ξ such that ξ is realizable iff τ is.

In order to make the proof more accessible, we first explain a somewhat simplified version of the construction in terms of specific point sequences, i.e., assuming that we are given a sequence \mathbf{p} realizing the given order type τ .

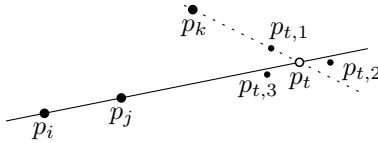
Thus, let $\mathbf{p} = (p_1, \dots, p_n)$ be a constructible sequence with order type τ , with a numbering as in the definition of constructibility. We inductively construct sequences $\mathbf{q}^{(n)} = \mathbf{p}, \mathbf{q}^{(n-1)}, \dots, \mathbf{q}^{(4)}$. The first t points of $\mathbf{q}^{(t)}$ are p_1 through p_t . The final product of this construction is $\mathbf{q} = \mathbf{q}^{(4)}$, which is a sequence of fewer than $3n$ points in general position.

For obtaining $\mathbf{q}^{(t-1)}$ from $\mathbf{q}^{(t)}$, we distinguish three cases, depending on the number of the lines spanned by p_1, \dots, p_{t-1} that pass through p_t (there are at most two by constructibility):

- (2) First suppose that p_t lies on two such lines; let them be the lines $p_i p_j$ and $p_k p_\ell$. They divide the plane into four sectors. The sequence $\mathbf{q}^{(t-1)}$ is obtained from $\mathbf{q}^{(t)}$ by replacing p_t with four points $p_{t,1}, \dots, p_{t,4}$, one in each of the sectors, lying very close to p_t :



- (1) If p_t lies on a single line $p_i p_j$, we replace it with three points $p_{t,1}, p_{t,2}, p_{t,3}$:



We first choose another point p_k , $k < t$, not lying on $p_i p_j$, we place $p_{t,1}$ on the line $p_t p_k$, and then $p_{t,2}$ and $p_{t,3}$ are on the opposite side of $p_i p_j$ and on different sides of $p_t p_k$. This makes sure that $p_t \in \text{conv}(p_{t,1}, p_{t,2}, p_{t,3})$.

- (0) If p_t does not lie on any line spanned by p_1 through p_{t-1} , then we simply set $\mathbf{q}^{(t-1)} = \mathbf{q}^{(t)}$.

In both of the cases (2) and (1), we place the new points so that they do not lie on any line spanned by the points of $\mathbf{q}^{(t)}$ minus p_t . We also place them so close to p_t that every line spanned by the points of $\mathbf{q}^{(t)}$ and not passing through p_t has them on the same side as p_t .

By induction, the only collinear triples in $\mathbf{q}^{(t)}$ are those spanned by p_1, \dots, p_t , and in particular, $\mathbf{q} = \mathbf{q}^{(4)}$ is in general position. Here is the main property of the construction.

Lemma 4.5 *Given any sequence $\tilde{\mathbf{q}}$ realizing the order type ξ of \mathbf{q} , one can construct a sequence $\tilde{\mathbf{p}}$ realizing the order type τ of the original sequence \mathbf{p} .*

Proof. It suffices to check that if $\tilde{\mathbf{q}}^{(t-1)}$ has the same order type as $\mathbf{q}^{(t-1)}$, we can obtain $\tilde{\mathbf{q}}^{(t)}$ with the same order type as $\mathbf{q}^{(t)}$. Let us assume that $\mathbf{q}^{(t-1)}$ was constructed from $\mathbf{q}^{(t)}$ according to case (2), since case (1) is analogous and case (0) trivial.

It is clear how the desired $\tilde{\mathbf{q}}^{(t)}$ should be obtained from $\tilde{\mathbf{q}}^{(t-1)}$: by deleting the points $\tilde{p}_{t,1}, \dots, \tilde{p}_{t,4}$ and placing \tilde{p}_t to the intersection of the two lines $\tilde{p}_i\tilde{p}_j$ and $\tilde{p}_k\tilde{p}_\ell$. What needs to be checked is that the resulting $\tilde{\mathbf{q}}^{(t)}$ has the order type of $\mathbf{q}^{(t)}$.

We need to consider only the signs of the triples involving \tilde{p}_t . Let \tilde{a} and \tilde{b} be the other two points in such a triple, and let a and b be the corresponding points in $\mathbf{q}^{(t)}$.

The points $\tilde{p}_{t,1}, \dots, \tilde{p}_{t,4}$ form a convex quadrilateral containing the intersection of the lines $\tilde{p}_i\tilde{p}_j$ and $\tilde{p}_k\tilde{p}_\ell$, since this information is specified by the order type of $\mathbf{q}^{(t-1)}$.

Thus, if the line $\tilde{\ell}$ spanned by \tilde{a} and \tilde{b} avoids the quadrilateral, then \tilde{p}_t , lying inside the quadrilateral, is on the same side of $\tilde{\ell}$ as $\tilde{p}_{t,1}, \dots, \tilde{p}_{t,4}$, and so the sign of the triple $(\tilde{a}, \tilde{b}, \tilde{p}_t)$ is the same as for the corresponding triple (a, b, p_t) in $\mathbf{q}^{(t)}$.

If $\tilde{\ell}$ does intersect the quadrilateral, then the corresponding line for $\mathbf{q}^{(t-1)}$ also intersects the corresponding quadrilateral, and since $p_{t,1}, \dots, p_{t,4}$ were placed sufficiently close to p_t , the points a, b, p_t must be collinear. But the only collinear triples in $\mathbf{q}^{(t)}$ involving p_t lie on the two lines $p_i p_j$ and $p_k p_\ell$ defining p_t . Hence \tilde{a} and \tilde{b} lie on the corresponding line for $\tilde{\mathbf{q}}^{(t)}$ and form a collinear triple with \tilde{p}_t as well. \square

Lexicographic extensions. It may seem that Proposition 4.4 is already proved, but there is still a problem we need to address. Namely, we need a construction phrased solely in terms of order types; that is, we want to construct the order type $\tau^{(t)}$ of $\mathbf{q}^{(t)}$ directly from the order type of $\tau^{(t-1)}$ of $\mathbf{q}^{(t-1)}$, without relying on a particular realization of $\tau^{(t-1)}$. Indeed, the construction must also make sense for non-realizable combinatorial order types.

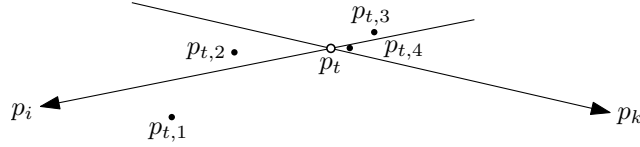
The construction as presented above is not yet suitable for this purpose: when choosing the new points $p_{t,1}, p_{t,2}, \dots$, we have not specified the order type fully, since the position of a line spanned by two new points among the old points is not determined, and similarly for lines spanned by a new point and an old point. We thus need to be more specific, and for the definition, we use the following general notion.

Let $\mathbf{x} = (x_1, \dots, x_m)$ be an arbitrary point sequence in \mathbb{R}^2 , let x_i, x_j, x_k be three non-collinear points of \mathbf{x} , and let $\rho, \sigma \in \{-1, +1\}$ be signs. For every $\varepsilon > 0$, we consider the point $x = x(\varepsilon) = x_i + \rho\varepsilon(x_j - x_i) + \sigma\varepsilon^2(x_k - x_i)$. That is, we move x_i a bit towards x_j (if $\rho = +1$) or away from it, and an even much smaller bit towards x_k or away from it. Let us form a new sequence of $m + 1$ points by inserting $x(\varepsilon)$ into \mathbf{x} after x_i . It is not hard to see that for all sufficiently small $\varepsilon > 0$, the order type of the new sequence is the same, and crucially, it can be figured out from the order type of \mathbf{x} . We call this new sequence a **lexicographic extension** of \mathbf{x} , and we write the new point x as $[x_i, x_j^\rho, x_k^\sigma]$. Analogously we define $[x_i, x_j]$, with just one move.

Proof of Proposition 4.4. Given a constructible combinatorial order type

τ , we produce the simple combinatorial order type ξ essentially according to the construction above, only we specify the way of adding the new points in terms of lexicographic extensions.

Namely, the four new points in case (2) of the construction above are obtained by four successive lexicographic extensions of the current sequence, as $p_{t,1} := [p_t, p_i^+, p_k^+]$, $p_{t,2} := [p_t, p_i^+, p_k^-]$, $p_{t,3} := [p_t, p_i^-, p_k^-]$, and $p_{t,4} := [p_t, p_i^-, p_k^+]$. Thus, a somewhat more realistic illustration to case (2) is this:



No illustration can be quite realistic, since the ε 's should actually be very small and decrease very fast with the successive lexicographic extensions.

Similarly, in case (1), where p_t lies on the line $p_i p_j$ and p_k is another point not lying on that line, we set $p_{t,1} := [p_t, p_k^+]$, $p_{t,2} := [p_t, p_i^+, p_k^-]$, and $p_{t,3} := [p_t, p_i^-, p_k^-]$. Now the construction is fully specified in terms of order types.

If τ is realizable, then, clearly, ξ is realizable (we just perform the construction geometrically). If ξ is realizable, then τ is realizable by Lemma 4.5. \square

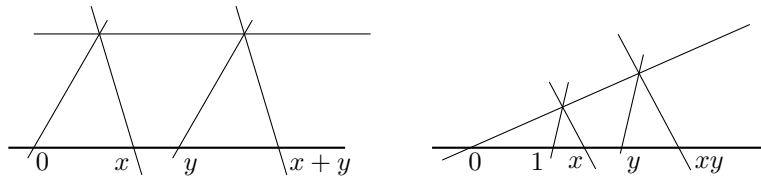
4.4 The key part: modeling STRICT-INEQ by point configurations

Here is the most demanding part in our chain of reductions.

Theorem 4.6 STRICT-INEQ *reduces to* CONSTRUCTIVE ORDER-TYPE REALIZABILITY.

This result, in a somewhat different context, was first achieved in a breakthrough by Mněv (pronounce, approximately, “Mnyoff”) [Mne89]. A simplified argument was then given by Shor [Sho91], and our presentation below is mostly based on Richter-Gebert’s clean treatment [RG95]. The same proof method also works for reducing INEQ to ORDER-TYPE REALIZABILITY.

In STRICT-INEQ, we are given a conjunction of strict polynomial inequalities. The first idea is simple: simulate the evaluation of the polynomials by geometric constructions. If we represent real numbers by points on the x -axis, sums and products can be constructed easily:



(The parallel-looking lines should be really parallel.)

The first caveat is that these constructions use parallel lines, which cannot be forced by order type. Moreover, given a realization of a given order type, we can always apply a projective transformation and get another realization, so we should better use constructions invariant under projective transformations, and our way of representing real numbers should be invariant as well.

Real numbers as cross-ratios. Both of these issues can be remedied. First, for representing quantities we use cross-ratios, rather than lengths. We recall that if a, b, c, d are points on a line, then their **cross-ratio** (in this order) is the quantity

$$(a, b; c, d) := \frac{|a, c| \cdot |b, d|}{|a, d| \cdot |b, c|},$$

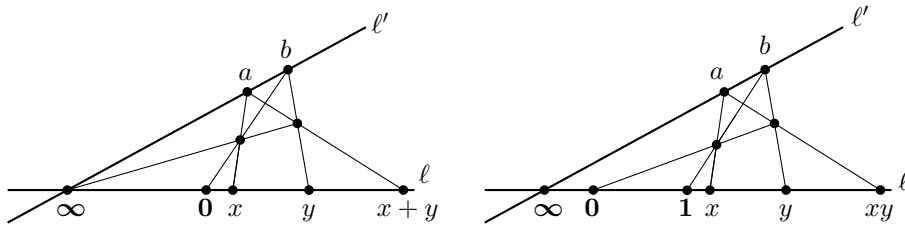
where $|a, b|$ denotes the *oriented* Euclidean distance from a to b , which is positive if a precedes b on the line and negative otherwise. This assumes that an orientation of the line has been chosen, but the cross-ratio does not depend on it. More significantly, the cross-ratio is invariant under projective transformations.

We thus fix a line ℓ on which all quantities will be represented, and choose three points labelled $\mathbf{0}$, $\mathbf{1}$, and ∞ on ℓ ; we say that we have chosen a **projective scale** on ℓ (we use boldface symbols for the points of a projective scale in order to distinguish them from the usual meaning of $0, 1, \infty$). Then a fourth point a on ℓ represents the real number $(a, \mathbf{1}; \mathbf{0}, \infty)$.



If ℓ is the x -axis, $\mathbf{0} = (0, 0)$, $\mathbf{1} = (1, 0)$, $a = (x, 0)$, and ∞ is at infinity (that is, we take the appropriate limit in the cross-ratio), then $(a, \mathbf{1}; \mathbf{0}, \infty) = x$, which explains the notation.

The sum and product constructions above can be projectivized as well: what used to be parallel lines become lines intersecting on a distinguished line ℓ' (which substitutes the line at infinity). We obtain the following **von Staudt constructions**:



The points $x, y, x+y$ and xy are labeled by the real values they represent. The points $\infty, \mathbf{0}, \mathbf{1}, x$, and y are given, a and b are chosen arbitrarily on the line ℓ' , and the remaining lines and points are constructed as indicated. The correctness of these constructions follows from the correctness of the constructions above with parallel lines and from the invariance of the cross-ratio under projective transformations.

Simulating a polynomial inequality. Let us consider a system of strict polynomial inequalities, which we would like to model by an order type realizability problem.

First, in order to have control over the ordering of the points on the line ℓ , we want to work only with numbers greater than 1, and so we substitute each variable X_j with the expression $X'_j - X''_j$, where X'_j and X''_j are new variables. Then, whenever the resulting system has a solution, it also has one in which all variables exceed 1. From now on, we assume that our system has this property, but we return to calling the variables X_1, \dots, X_n .

We also transform each strict inequality $p_i > 0$ in our system to $p_i^+ > p_i^-$, where both of p_i^+ and p_i^- are polynomials with nonnegative integer coefficients. Here it is useful to have the polynomials in the standard form, for otherwise, it would be difficult to do this splitting.

After these preparations, we can calculate only with numbers greater than 1. Let us consider one of the inequalities, for example $2X + 1 > XY^2$. We place a point x representing the value of X on ℓ , and using a series of von Staudt constructions, we successively construct points v_2, v_{2X} , and v_{2X+1} , each representing the value of the corresponding subexpression. In a similar way, we place y representing the value of Y and construct v_{Y^2} and v_{XY^2} . Then we impose the inequality $2X + 1 > XY^2$ by requiring v_{2X+1} and v_{XY^2} to have the appropriate order along ℓ . (Here it is useful to note that all the considered number-representing points on ℓ may be required to lie on the same side of $\mathbf{1}$, since we can always move ∞ sufficiently far from $\mathbf{0}$.) This ordering can be enforced by the order type of the point configuration, by fixing one point not lying on ℓ and considering the signs of triples consisting of this point plus two points on ℓ .

This looks all very nice, until one realizes that we are still far from solving our problem. What we can already do is this: Given an instance of STRICT-INEQ, we can produce in polynomial time a collection of points, some of them lying on ℓ and representing real numbers, others auxiliary, coming from the von Staudt constructions. Certain triples of these points are required to be collinear, which makes the von Staudt constructions possible, and the sign is prescribed for some triples, which enforces the inequalities. Realizability of such a point configuration is equivalent to satisfiability of the given instance of STRICT-INEQ.

But the catch is that we are far from knowing the order type of the configuration. For specifying it completely, we would need to know, for example, what is the order of v_{2X} and v_{Y^2} on ℓ , and all other relations of this kind. Moreover, unless we are careful, the various von Staudt constructions can be intermixed with one another in an uncontrollable fashion. This problem is serious, and overcoming it was Mněv's main achievement.

Partial order-type realizability. In order not to lose optimism, we point out that we have already achieved something: we have reduced STRICT-INEQ to a decision problem that we may call PARTIAL ORDER-TYPE REALIZABILITY, in which the combinatorial order type is given only partially, by specifying the signs for only some of the triples.

Actually, our partial order type is constructible in a suitable sense, since the von Staudt constructions produce constructible configurations, and since the inequalities we are modeling are strict. (Indeed, constructibility would fail if we

required equalities, such as $2X + 1 = XY^2$, since then the point $v_{2X+1} = v_{XY^2}$ would have to lie on three lines spanned by previously constructed points.)

This reduction is already sufficient to see that CONSTRUCTIBLE ORDER-TYPE REALIZABILITY cannot belong to the class NP unless STRICT-INEQ, and hence all problems in $\exists\mathbb{R}$, do. Indeed, assuming that CONSTRUCTIBLE ORDER-TYPE REALIZABILITY is in NP and given an instance of STRICT-INEQ, we set up an instance of CONSTRUCTIBLE PARTIAL ORDER-TYPE REALIZABILITY as above, and then we nondeterministically guess the missing signs so that we get a fully specified constructible combinatorial order type. Then we apply the the nondeterministic polynomial-time decision algorithm for CONSTRUCTIBLE ORDER-TYPE REALIZABILITY whose existence we assume, and this yield a nondeterministic polynomial-time algorithm for STRICT-INEQ. By the reductions done earlier, we also get that RECOG(SEG) and the other problems considered along the way are not in NP unless $\exists\mathbb{R} \subseteq \text{NP}$. However, we do not get $\exists\mathbb{R}$ -completeness in this way.

Segment representations with large coordinates: proof of the weaker version of Theorem 1.1 . By the tools developed so far, we can also obtain segment graphs requiring coordinates with $2^{\Omega(\sqrt{n})}$ digits.

Instead of modeling inequalities by a point configuration as above, we simulate repeated squaring by the von Staudt constructions, obtaining points v_1, v_2, \dots, v_k on ℓ , with v_i representing the number 2^{2^i} . Since there are no unknowns, the construction can actually be executed with some concrete points. We obtain a specific constructible configuration of $O(k)$ points in which some four collinear points have cross-ratio 2^{2^k} . Moreover, *every* realization of the order type of this configuration has such a fourtuple.

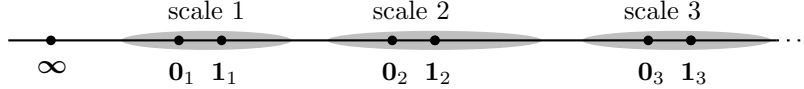
Then we go through the reductions made earlier, obtaining first a simple order type, then a description of a line arrangement, and finally a segment graph with $n = O(k^2)$ vertices. From a segment representation of this graph we can get a realization of the order type we started with—we just follow the proofs of correctness of the reductions. If the segment representation has integer endpoint coordinates with at most M digits, then the lines in the corresponding arrangement have equations with $O(M)$ -digit coefficients, and the dual simple point configuration has coordinates with $O(M)$ digits, which we may again assume to be integers.

The passage from the simple point configuration to the constructible one, as in the proof of Lemma 4.5, is more subtle, since here the points of the constructible configuration cannot be assumed to have integer coordinates. Instead, we look at the ratio of the largest distance to the smallest distance determined by the points, and we observe that the largest distance may only decrease and the smallest only increase in the process. This is because we always delete some points and add a point in their convex hull. Consequently, the distance ratio in the resulting point configuration also has $O(M)$ digits, and so do all cross-ratios. Therefore, $M \geq 2^{\Omega(k)} = 2^{\Omega(\sqrt{n})}$. \square

Separating the variables and constructions: proof of Theorem 4.6. After this detour, we return to our main task, reducing STRICT-INEQ to CONSTRUCTIBLE ORDER-TYPE REALIZABILITY. We still need to mod-

ify the construction presented earlier so that the order type of the resulting configuration is determined in full, *without knowing the values of the variables*.

It turns out that the crucial task is fixing the order of the points on ℓ ; separating the von Staudt constructions is then easier. The idea is to use not one, but many projective scales on ℓ ; they all have the ∞ point in common, but the $\mathbf{0}$'s and $\mathbf{1}$'s are different:



We assume, as we may, that the interval available to each scale is sufficiently long so that all numbers that need to be represented in that scale fit there.

Each of the scales $(\infty, \mathbf{0}_i, \mathbf{1}_i)$ has distinct purpose, and we represent only a small number of quantities (constants or variables) in it, for which we know the ordering. For example, each operation of addition will have its own scale, and so will each multiplication, as well as each comparison of two values. We will also introduce gadgets, similar to the von Staudt constructions, that link the various scales, i.e., make sure that a variable represented in two different scales has the same value in both.

Here by variables we mean both the original variables X_1, \dots, X_n from the formula and variables V_ξ , where ξ runs through all subexpressions to be evaluated. Moreover, and this is the final trick, we also introduce variables $V_{-\xi}$ and $V_{1/\xi}$ for every subexpression ξ , as well as V_{-X_i} and V_{1/X_i} for every variable X_i .

Let us see, for example, how we should process the inequality $XY + Z > Y$.

1. We place $\mathbf{0}_1$ and $\mathbf{1}_1$ defining scale 1. Then we place a point x representing X to the right of $\mathbf{1}_1$ (since, as we recall, all of the variables X_i and subexpressions ξ have values in $(1, \infty)$). Still in scale 1, we construct a point $1/x$ representing $V_{1/X} = 1/X$, by a suitable inversion gadget—see Fig. 1.
2. We place $\mathbf{0}_2$ for scale 2, and obtain $\mathbf{1}_2$ by transferring $\mathbf{1}_1$ from scale 1 using a linking gadget. Then in scale 2, we place y representing Y , we transfer $V_{1/X}$ there from scale 1 by a linking gadget, and by an inverted multiplication gadget we produce a point representing $V_{XY} = XY$. The point is that we do not care which of X and Y is larger, since they never appear in the same scale; in scale 2, we have only $1/X$, Y , and XY , for which the ordering is obvious in view of $X, Y > 1$.
3. We initialize scale 3 by placing $\mathbf{0}_3$ and obtaining $\mathbf{1}_3$ by a linking gadget from scale 1 (or 2, both work). We place a point representing Z and construct $-z$ representing $V_{-Z} = -Z$.
4. We similarly initialize scale 4, and by two linking gadgets, we transfer V_{XY} and V_{-Z} there. By a negated addition gadget we construct a point representing V_{XY+Z} there.
5. We initialize scale 5, we transfer V_{XY+Z} and Y to it, and we enforce $V_{XY+Z} > Y$ there.

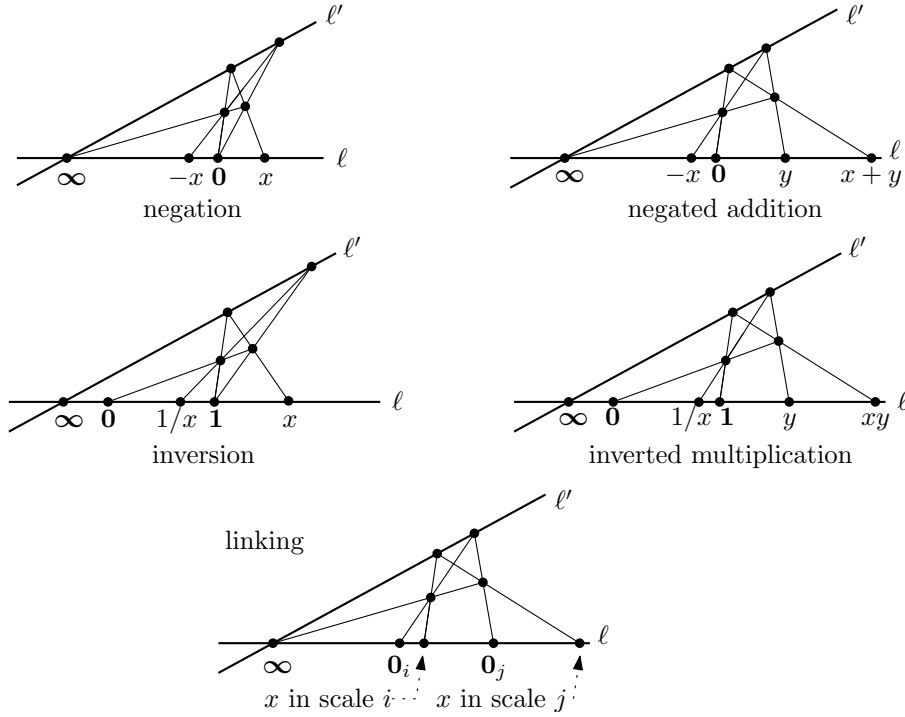
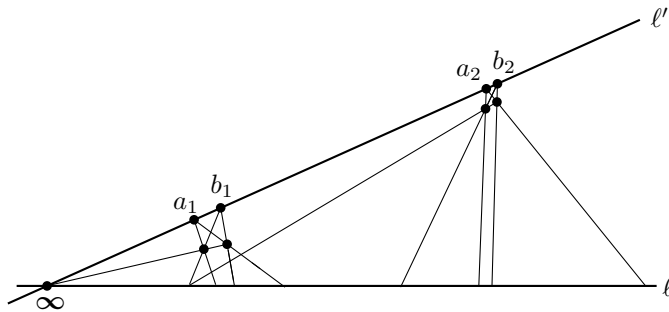


Figure 1: The construction gadgets.

In this way, the ordering of the points on ℓ can be fixed, and it remains to untangle the various gadgets. Each gadget has four auxiliary points; let us call them a_i, b_i, c_i, d_i for the i th gadget used in the construction.

The points a_i and b_i lie on the line ℓ' through ∞ , which is shared by all of the gadgets. Their position on ℓ' can be chosen freely, and in order to separate the gadgets, we place a_i at distance D_i from ∞ and b_i at distance ε_i from a_i , where the sequence $D_1 \ll D_2 \ll \dots$ increases extremely fast, and $\varepsilon_1 \gg \varepsilon_2 \gg \dots$ decreases even faster.

The points c_i and d_i are then determined by the “input values” of the gadget, and if a_i and b_i are sufficiently close, c_i and d_i lie in an arbitrarily small neighborhood of a_i and b_i .



Since we know the order of the points on ℓ , as well as the points where the six lines spanned by each fourtuple a_i, \dots, d_i intersect ℓ , we know the sign of every triple involving points on ℓ and auxiliary points from a single gadget. By

similar considerations, we can determine the sign of all of the remaining types of triples (on ℓ + gadget + another gadget, two same gadget + another gadget, three different gadgets).

In this way, we arrive at a fully specified and constructible combinatorial order type, whose realizability is equivalent to the solvability of the given instance of STRICT-INEQ. This concludes the proof of Theorem 4.6. \square

The Mnëv universality theorem. Mnëv’s original result did not deal with computational complexity—it was actually about a topological question. To formulate it, let us consider a sequence (p_1, p_2, \dots, p_n) of n points in the plane. This sequence is specified by a list of the point coordinates, i.e., $2n$ real numbers, and so we can regard it as a single point in \mathbb{R}^{2n} . For a combinatorial order type τ of n points, we define the **realization space** $\mathcal{R}(\tau) \subseteq \mathbb{R}^{2n}$ as the set of the points corresponding to realizations of τ .

In 1956, Ringel asked, in the equivalent language of line arrangements, whether the realization space has to be path-connected; in other words, whether one realization of τ can always be continuously deformed into any other, while keeping the order type τ along the way. (Strictly speaking, we need to be somewhat careful about mirror reflection, which may trivially disconnect the realization space as defined above into two components—but one usually factors out affine transformations, by fixing the position of three affinely independent points.)

Mnëv’s universality theorem shows that the answer to Ringel’s question is no in the strongest possible sense: the realization space can be topologically as complicated as one may wish. It may have the “shape” of any prescribed semialgebraic set, or of any prescribed finite simplicial complex; the appropriate term from topology for “having the same shape” here is being *homotopy equivalent*. Mnëv’s statement uses an even stronger notion of *stable equivalence*, for which we refer to [RG95].

Similar universality theorems also hold for the realization spaces of other kinds of objects from $\exists\mathbb{R}$ -complete problems. Essentially, $\exists\mathbb{R}$ -completeness and topological universality theorems are just two ways of expressing a great intrinsic complexity of a given class of objects. The proofs are also similar, although in topology one has to watch out for other aspects than in computational complexity.

5 Quantifier elimination according to Muchnik

Here we prove that the first-order theory of \mathbb{R} , and thus, in particular, the existential theory of \mathbb{R} , are *decidable*. We will actually obtain a stronger result, referred to as **quantifier elimination**.

Theorem 5.1 (Tarski [Tar51]) *There is an algorithm accepting as an input a formula Ψ of the first-order theory of the reals, which may contain quantifiers; in general it also contains free variables Y_1, \dots, Y_n , which we write as $\Psi = \Psi(\mathbf{Y})$, with $\mathbf{Y} = (Y_1, \dots, Y_n)$. The algorithm outputs a quantifier-free formula*

$\Phi = \Phi(\mathbf{Y})$ that is equivalent to Ψ ; that is, for every choice of $\mathbf{y} \in \mathbb{R}^n$ we have $\Psi(\mathbf{y}) \equiv \Phi(\mathbf{y})$.

Geometrically, this result tells us that every subset of \mathbb{R}^n that can be described in the first-order theory of \mathbb{R} is semialgebraic, i.e., can be specified by a quantifier-free formula. Even more geometrically, the essence of the quantifier-elimination result is that the projection of a semialgebraic set onto a coordinate subspace is again semialgebraic.

The running time bounds for the algorithm presented below are actually poor, much worse than for the best known algorithms, and we will not care about them. However, the algorithm is relatively simple and it exhibits some of the ideas also appearing in more sophisticated algorithms.

The main ideas of this algorithm are due to Muchnik (unpublished); our presentation is mostly based on [MO02], also drawing inspiration from the blog [Bha12].

We assume that the given formula Ψ is in prenex form, with all quantifiers on the outside. We eliminate the quantifiers one by one starting from inside. A universal quantifier is converted into an existential one using $(\forall X)\Phi \equiv \neg(\exists X)\neg\Phi$. Thus, it suffices to describe a procedure for eliminating the single existential quantifier from a formula Ψ of the form

$$(\exists X)F(A_1, \dots, A_m),$$

where F is a Boolean formula, each A_i is an atomic predicate of the form $p_i(X, \mathbf{Y}) \text{ rel } 0$ for some polynomial p_i with integer coefficients, and $\mathbf{Y} = (Y_1, \dots, Y_n)$ is the vector of the free variables of Ψ .

5.1 The univariate case

In order to explain the method, it is instructive to start with the case $n = 0$, where Ψ is a sentence (no free variables) and we deal with univariate polynomials $p_1(X), \dots, p_m(X)$.

For $x \in \mathbb{R}$, let the **sign vector** of (p_1, \dots, p_m) at x be

$$(\text{sgn } p_1(x), \text{sgn } p_2(x), \dots, \text{sgn } p_m(x)) \in \{-1, 0, 1\}^m.$$

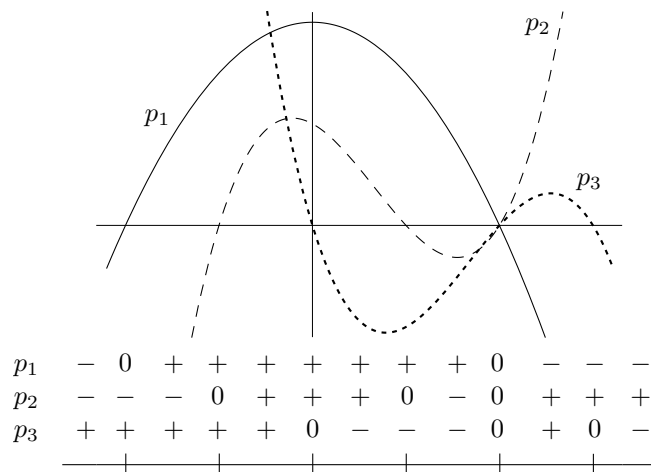
To decide the validity of the sentence Ψ , we want to know whether there is an $x \in \mathbb{R}$ at which the sign vector attains one of the values allowed by the formula. For example, for the formula

$$(\exists X)(p_1(X) > 0 \wedge (p_2(X) > 0 \vee p_3(X) = 0)),$$

the allowed sign vectors are $(1, 1, *)$ and $(1, *, 0)$, where $*$ means “arbitrary value”.

The algorithm actually computes *all* possible sign vectors of (p_1, \dots, p_m) ; this is a common feature of practically all known algorithms for quantifier elimination or for deciding ETR. Thus, the only way the Boolean formula F enters the computation is in checking if any of the resulting sign vectors is allowed by the formula.

The sign table. Let us consider an example with three polynomials $p_1(X) = 4 - X^2$, $p_2(X) = X^3 - 2X^2 - X + 2$, and $p_3(X) = -X^3 + 5X^2 - 6X$. Their graphs are plotted in the next picture,



and below the picture we have the **sign table** of the ordered triple (p_1, p_2, p_3) . To make the sign table, we partition the real line into maximal subintervals so that each p_i has a constant sign on each of the subintervals. Thus, open subintervals alternate with one-point subintervals; we call the latter ones the **boundaries**. Each subinterval I is then labeled by the sign vector of the p_i at an (arbitrary) point $x \in I$, and the sign table is the sequence of these sign vectors ordered from left to right. We stress that the sign table is *only* the sequence of sign vectors, and it does not include the numerical values of the boundaries (which are roots of the p_i).

We want to compute the sign table, which is of course sufficient to decide the given sentence Ψ , and for reasons which will become apparent later, we want to do so *without* computing the roots of our polynomials (although the sign table provides the number of roots of each p_i and their relative positions).

The algorithm proceeds incrementally. Having computed the sign table for $(p_1, p_2, \dots, p_{k-1})$, we want to extend it to the sign table for (p_1, p_2, \dots, p_k) . Conceptually, we divide this into two steps:

- (i) We compute the sign of p_k at the roots of p_1, \dots, p_{k-1} , i.e., at the boundaries of the old sign table.
- (ii) We locate the roots of p_k among the old boundaries, and we add new boundaries and sign vectors accordingly.

Both of the steps should be far from obvious for now. But let us assume for a moment that Step (i) has been accomplished somehow. Thus, for example, we have the sign table for (p_1, p_2, p_3) as in the example above, and we also have the signs of another polynomial p_4 at the boundaries:

| | a | b | c | | | | | | | | | | |
|-------|-----|-----|-----|---|---|---|---|---|---|---|---|---|---|
| p_1 | - | 0 | + | + | + | + | + | + | + | 0 | - | - | - |
| p_2 | - | - | - | 0 | + | + | + | 0 | - | 0 | + | + | + |
| p_3 | + | + | + | + | + | 0 | - | - | - | 0 | + | 0 | - |
| p_4 | - | | + | | + | | 0 | | - | | - | | |

What should be the columns of the new sign table, after adding p_4 , between the two boundary columns a and b of the old table? Since $p_4(a) < 0$ and $p_4(b) > 0$, there must be a root of p_4 in the interval (a, b) , so a reasonable guess at the new columns is

| | a | | | b | ... |
|-------|-----|---|---|-----|-----|
| p_1 | 0 | + | + | + | + |
| p_2 | - | - | - | - | - |
| p_3 | + | + | + | + | + |
| p_4 | - | - | 0 | + | + |

This need not be correct, though, since p_4 may have *several* roots in (a, b) . But if it does, then it must have a local minimum there, and hence the derivative p'_4 has a root in (a, b) .

So if we could make sure that all roots of p'_4 are among the boundaries of the old sign table, our guess at the new columns as above would be correct. Under the same assumption, for the next subinterval (b, c) , from $p_4(b) > 0$ and $p_4(c) > 0$ we would get that $p_4 > 0$ on (b, c) . Similarly we could infer all of the new sign table. (There is a detail that we have skipped—we also need the signs of p_4 “at $-\infty$ ” and “at $+\infty$,” i.e., for all sufficiently small and sufficiently large x , for otherwise, we would not be able to detect roots of p_4 to the left or to the right of all old boundaries.)

This reasoning works in general, for adding a new polynomial p_k , but how do we force all roots of p'_k to be among the old boundaries? The answer is that, at the beginning of the algorithm, we *extend* our collection of polynomials by adding their derivatives, second derivatives, etc. Then it suffices to process the polynomials from smaller degrees to larger ones, and the above condition on p'_k will always be met!

Very good, so how do we perform Step (i), determining the sign of p_k at the old boundaries? Suppose that we want to determine $\text{sgn } p_k(\alpha)$, where α is a root of p_i , $i < k$. The trick is to consider the **remainder** $r := p_k \bmod p_i$; i.e., r is the unique polynomial with $\deg r < \deg p_i$ and $p_k = qp_i + r$ for some polynomial q . (We note that if p_k and p_i have integer coefficients, r may still have rational but non-integral coefficients.)

We have

$$r(\alpha) = p_k(\alpha) - q(\alpha)p_i(\alpha) = p_k(\alpha)$$

since $p_i(\alpha) = 0$, and so, in particular, $\text{sgn } p_k(\alpha) = \text{sgn } r(\alpha)$. Thus, if r is among the already processed polynomials p_1, \dots, p_{k-1} , we know its sign at the old boundaries, and so we can infer the sign of p_k (without computation). This suggests that, similar to the case with the derivatives, at the beginning of the

algorithm we also extend our collection of polynomials by closing it under taking remainders.

Computing the closure. Let $\mathcal{P} = \{p_1, \dots, p_m\}$ be the initial collection of polynomials, those in the given formula. Let us define $\overline{\mathcal{P}}$ as the closure of \mathcal{P} under taking the derivative and remainders, i.e., an inclusion-minimal set of polynomials containing \mathcal{P} and closed under these two operations.

Exercise 5.2 (a) *Describe an algorithm to compute $\overline{\mathcal{P}}$ given \mathcal{P} , and prove its finiteness (assuming that subroutines for computing the derivative and remainder are available).*

(b) *What lower and upper bounds can you get for $|\overline{\mathcal{P}}|$ in terms of m and Δ , the maximum degree of the p_i ?*

Summary of the univariate sign-table algorithm. The input to the algorithm is a set \mathcal{P} of univariate polynomials with integer coefficients, and the output is a sign table for a certain superset of \mathcal{P} .

1. We compute the closure $\overline{\mathcal{P}}$ of \mathcal{P} under derivatives and remainders as in Exercise 5.2. We number the polynomials in $\overline{\mathcal{P}}$ as p_1, p_2, \dots, p_M in such a way that $\deg p_i \leq \deg p_j$ for $i < j$. (This numbering is different from the original numbering of the input polynomials in \mathcal{P} ; what used to be p_3 may now be p_{1234} .)
2. Let the sign table T_0 consist of a single empty sign vector. For $k = 1, 2, \dots, M$, compute T_k , the sign table for (p_1, \dots, p_k) , from T_{k-1} according to the next step, and then output T_M .
3. If $\deg p_k = 0$, i.e., p_k is a constant, then determine its sign and add the appropriate row to T_{k-1} . Otherwise, for $\deg p_k \geq 1$, do the two steps as above:
 - (i) Determine the sign of p_k at $-\infty$ and at $+\infty$, by inspecting the leading coefficient and the degree. Then for every boundary a of T_{k-1} , find p_i , $i < k$, with $p_i(a) = 0$, and determine $\operatorname{sgn} p_k(a) := \operatorname{sgn} r(a)$, where $r := p_k \bmod p_i$. Here $\operatorname{sgn} r(a)$ can be found in the sign table T_{k-1} , since $r = p_j$ for some $j < k$.
 - (ii) For every interval (a, b) , where a, b are consecutive boundaries of T_{k-1} (or $a = -\infty$ or $b = \infty$), inspect the signs of $p_k(a)$ and $p_k(b)$, and determine the behavior of p_k on (a, b) : If $(\operatorname{sgn} p_k(a))(\operatorname{sgn} p_k(b)) = -1$, then p_k has a single root in (a, b) and we insert a new column into the sign table as described in the example above. In all other cases, $\operatorname{sgn} p_k$ is constant and nonzero on (a, b) , and it coincides with the nonzero sign in $\{\operatorname{sgn} p_k(a), \operatorname{sgn} p_k(b)\}$ (at least one of these must be nonzero—why?).

5.2 The multivariate case.

Now we consider the general case, where we want to eliminate the existential quantifier from $(\exists X)\Phi_0(X, \mathbf{Y})$, where $\mathbf{Y} = (Y_1, \dots, Y_n)$ and Φ_0 is quantifier-free. Let us think of the polynomials $p_i(X, \mathbf{Y})$ appearing in Φ_0 as polynomials in X whose coefficients are polynomials in Y_1, \dots, Y_n .

The idea, a very computer-science one, is to run the univariate sign-table algorithm on the polynomials $p_1(X, \mathbf{Y}), \dots, p_m(X, \mathbf{Y})$. Of course, that algorithm was derived for polynomials with integer (or rational) coefficients, while here the coefficients are polynomials. We thus need to look at the operations performed in the algorithm in more detail.

One thing the univariate algorithm does is computing various expressions in the coefficients using the four basic operations $+, -, *, /$ (no square roots etc.). That we can do with polynomials as well, obtaining rational functions in the Y_j , of the form $u(\mathbf{Y})/v(\mathbf{Y})$, where $u(\mathbf{Y})$ and $v(\mathbf{Y})$ are polynomials.³

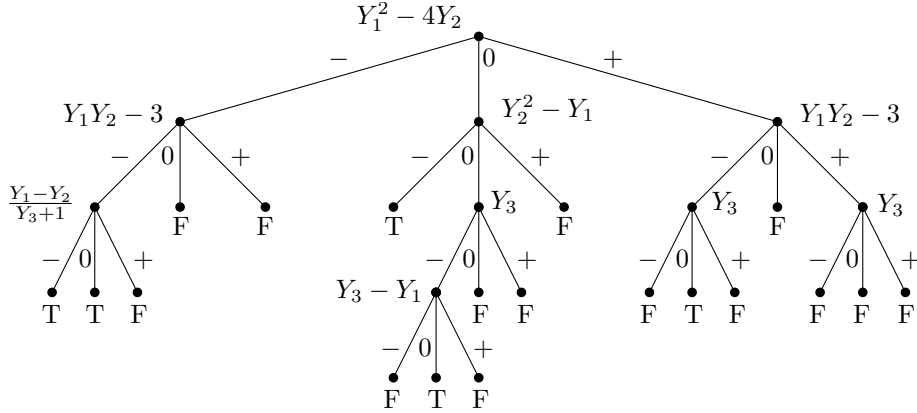
The other kind of operation in the algorithm is *sign testing*: for some already computed expression E , a rational function in our case, the algorithm wants to know the sign of E . When we try to work with rational functions instead of rational numbers, we do not know the answer, since it generally depends on the values of the Y_j .⁴

Here comes the key idea of the multivariate case: we just give *all three* possible answers to the algorithm. Then, instead of following just one computation, we go into three different branches of computation (this may delight fans of the many-worlds interpretation of quantum mechanics).

Such a branching is made at every sign test, so we get a ternary tree, in which every possible computation of the algorithm corresponds to one of the root-leaf paths, and each node is labeled by a rational function $E = E(\mathbf{Y})$ from the corresponding sign test. Here is an (artificial and very small) example of such a tree:

³Actually, the only place where division appears is the computation of remainders. As in [MO02] and elsewhere in algorithms dealing with multivariate polynomials, one can avoid division completely by replacing the remainder by the **pseudoremainder**: the pseudoremainder of polynomials $a(X) = \sum_{i=0}^d a_i X^i$ and $b(X) = \sum_{i=0}^e b_i X^i$, $d \geq e$, is the unique polynomial $r(X)$ such that $b_e^{d-e+1} a(x) = q(X)b(X) + r(X)$.

⁴We should remark that sign testing may also occur in perhaps somewhat unexpected parts of the algorithm. For example, when computing the closure $\overline{\mathcal{P}}$, the algorithm repeatedly computes the remainder for two polynomials computed earlier, and for that, it needs to know the degrees of these polynomials. If the coefficients of the polynomials are rational functions of \mathbf{Y} , then the leading coefficient, as well as some others, may vanish for some values of \mathbf{Y} , and so the algorithm must test which is the highest power of X whose coefficient is actually nonzero.



For a real but still simple example see Exercise 5.3 below.

At the end of each computation, the univariate algorithm outputs TRUE or FALSE, depending on whether the computed sign table contains one of the sign vectors allowed by the formula Φ_0 . We label the leaves of the tree by these output values.

Now we recall our actual goal: we want a quantifier-free formula $\Phi(\mathbf{Y})$ equivalent to $(\exists X)\Phi_0(X, \mathbf{Y})$. We construct $\Phi(\mathbf{Y})$ as a formula describing the conditions under which the univariate algorithm reaches a leaf labeled TRUE. This is easy to do: We make $\Phi(\mathbf{Y})$ as a disjunction of subformulas, each corresponding to one TRUE leaf. The subformula corresponding to a given leaf ℓ should say that all the rational functions along the path to ℓ have the signs given by the chosen path. For example, the path to the leftmost leaf in the picture above yields the subformula

$$Y_1^2 - 4Y_2 < 0 \wedge Y_1Y_2 - 3 < 0 \wedge \frac{Y_1 - Y_2}{Y_3 + 1} < 0.$$

This is not yet a formula in the first-order theory of the reals, since it contains division. But we can replace sign testing for rational functions by sign testing for polynomials, by testing the numerator and the denominator separately.

This finishes the presentation of the quantifier-elimination algorithm and the proof of Theorem 5.1.

Exercise 5.3 Apply the algorithm to the formula $\Psi(A, B, C) \equiv (\exists X)AX^2 + BX + C = 0$, and see how the familiar discriminant materializes in front of your eyes.

5.3 On the complexity of quantifier-elimination algorithms

Let the considered formula Ψ contain m polynomials of degree at most Δ each and with the number of bits in each coefficient bounded by τ . Further let it have ω blocks of alternating quantifiers, with n_i variables in the i th block, and let n_0 be the number of free variables. Let us set $N := \prod_{i=0}^{\omega} (n_i + 1)$, and let C be a suitable constant. According to [BPR96, BPR03], there is an algorithm

that performs quantifier elimination for Ψ using $m^N(\Delta + 1)^{C^\omega N}$ arithmetic operations with at most $((\Delta + 1)^{C^\omega N} \tau)$ -bit integers.

For deciding an existential formula (i.e., for $n_0 = 0$ and $\omega = 1$), this yields an algorithm with $m^{n+1}(\Delta + 1)^{O(n)}$ arithmetic operations with integers having at most $(\Delta + 1)^{O(n)} \tau$ bits.

Why quantifier elimination is doubly exponential. The following exercise provides an example of a quantified formula of length $O(n)$ for which any quantifier elimination has to produce a quantifier-free formula of length doubly exponential in n . It is a simplified variant of an example by Davenport and Heintz [DH88].

Exercise 5.4 Let the formula $\Psi_n(X, Y)$ be defined inductively: $\Psi_0(X, Y)$ is $Y = 4X(1 - X)$, and $\Psi_n(X, Y)$ is

$$(\exists Z)(\forall U V)((U = X \wedge V = Z) \vee (U = Z \wedge V = Y)) \Rightarrow \Psi_{n-1}(U, V)$$

(we have used the implication \Rightarrow , which strictly speaking wasn't mentioned among the Boolean connectives appearing in the considered formulas, but $A \Rightarrow B$ can be replaced by $\neg A \vee B$).

(a) The formula $\Psi_0(X, Y)$ defines the logistic map $f(x) = 4x(1 - x)$. What map is defined by $\Psi_n(X, Y)$?

(b) Show that the formula $\tilde{\Psi}_n(X)$, defined as $\Psi_n(X, \frac{1}{2})$ (wait: fractions were not allowed in formulas of the first-order theory of the reals, so how do we write this properly?), defines a semialgebraic subset of \mathbb{R} whose definition by a quantifier-free formula requires formula length $2^{2^{\Omega(n)}}$. You may want to use Exercise 2.3.

References

- [Bha12] Arnab Bhattacharyya. Something you should know about: Quantifier elimination (Part II). Blog, <http://csttheory.-blogoverflow.com/2012/02/something-you-should-know-about-quantifier-elimination-part-ii>, 2012.
- [Bie91] Daniel Bienstock. Some provably hard crossing number problems. *Discrete & Computational Geometry*, 6:443–459, 1991.
- [BLVS⁺99] Anders Björner, Michel Las Vergnas, Bernd Sturmfels, Neil White, and Günter M. Ziegler. *Oriented Matroids (Second Edition)*. Cambridge University Press, Cambridge, 1999.
- [BPR96] Saugata Basu, Richard Pollack, and Marie-Françoise Roy. On the combinatorial and algebraic complexity of quantifier elimination. *J. ACM*, 43(6):1002–1045, 1996.
- [BPR03] Saugata Basu, Richard Pollack, and Marie-Françoise Roy. *Algorithms in real algebraic geometry*. Algorithms and Computation in Mathematics 10. Springer, Berlin, 2003.

- [BV07] Saugata Basu and Nicolai N. Vorobjov. On the number of homotopy types of fibres of a definable map. *J. Lond. Math. Soc., II. Ser.*, 76(3):757–776, 2007.
- [Can88] John Canny. Some algebraic and geometric computations in PSPACE. In *Proc. 20th Annu. ACM Sympos. Theory Comput.*, pages 460–467, 1988.
- [CG09] Jérémie Chalopin and Daniel Gonçalves. Every planar graph is the intersection graph of segments in the plane. In *Proc. 41st Annual ACM Symposium on Theory of Computing (STOC)*, pages 631–638, New York, NY, USA, 2009. ACM.
- [DH88] James H. Davenport and Joos Heintz. Real quantifier elimination is doubly exponential. *J. Symbolic Comput.*, 5(1-2):29–35, 1988.
- [Gj88] Dima Yu. Grigor’ev and Nikolai N. Vorobjov jun. Solving systems of polynomial inequalities in subexponential time. *J. Symb. Comput.*, 5(1-2):37–64, 1988.
- [GPS90] Jacob E. Goodman, Richard Pollack, and Bernd Sturmfels. The intrinsic spread of a configuration in \mathbb{R}^d . *J. Amer. Math. Soc.*, 3:639–651, 1990.
- [KM94] Jan Kratochvíl and Jiří Matoušek. Intersection graphs of segments. *J. Combin. Theory Ser. B*, 62(2):289–315, 1994.
- [KM12] Ross J. Kang and Tobias Müller. Sphere and dot product representations of graphs. *Discrete & Computational Geometry*, 47(3):548–568, 2012.
- [MM13] Colin McDiarmid and Tobias Müller. Integer realizations of disk and segment graphs. *J. Comb. Theory, Ser. B*, 103(1):114–143, 2013.
- [Mne89] Nikolai E. Mnev. The universality theorems on the classification problem of configuration varieties and convex polytopes varieties. In O. Ya. Viro, editor, *Topology and Geometry - Rohlin Seminar*, volume 1346 of *Lecture Notes Math.*, pages 527–544. Springer-Verlag, 1989.
- [MO02] Christian Michaux and Adem Ozturk. Quantifier elimination following Muchnik. Univ. de Mons-Hainaut Preprint Series (#10), 2002.
- [PKK⁺12] Arkadiusz Pawlik, Jakub Kozik, Tomasz Krawczyk, Michał Lasoń, Piotr Micek, William T. Trotter, and Bartosz Walczak. Triangle-free intersection graphs of line segments with large chromatic number. Preprint, arXiv:1209.1595, 2012.
- [RG95] Jürgen Richter-Gebert. Mněv’s universality theorem revisited. *Sémin. Lothar. Comb.* (electronic), B34h, 1995.

- [RG11] Jürgen Richter-Gebert. *Perspectives on projective geometry: a guided tour through real and complex geometry*. Springer Verlag, Berlin Heidelberg, 2011.
- [Sch10] Marcus Schaefer. Complexity of some geometric and topological problems. In *Eppstein, David (ed.) et al., Graph drawing. 17th international symposium, GD 2009, Chicago, IL, USA, September 22–25, 2009. Lecture Notes in Computer Science 5849*, pages 334–344. Springer, Berlin, 2010.
- [Sho91] Peter W. Shor. Stretchability of pseudolines is NP-hard. In P. Grizman and B. Sturmfels, editors, *Applied Geometry and Discrete Mathematics: The Victor Klee Festschrift*, volume 4 of *DIMACS Series in Discrete Mathematics and Theoretical Computer Science*, pages 531–554. AMS Press, 1991.
- [SŠ11] Marcus Schaefer and Daniel Štefankovič. Fixed points, Nash equilibria, and the existential theory of the reals. Manuscript, DePaul University, Chicago, 2011.
- [Tar51] Alfred Tarski. *A decision method for elementary algebra and geometry*. Univ. of California Press, Berkeley, CA, 1951.