

# Verification of probabilistic bounded $\delta$ -reachability for stochastic hybrid systems

Fedor Shmarov and Paolo Zuliani

School of Computing Science, Newcastle University, Newcastle upon Tyne, UK  
{f.shmarov, paolo.zuliani}@ncl.ac.uk

**Abstract.** Verification of cyber-physical systems is a difficult, yet extremely important, problem. Hybrid systems offer a theoretical framework in which to perform formal verification of cyber-physical systems. In this paper we study the problem of bounded  $\delta$ -reachability in hybrid systems with random initial parameters. We devise a technique for computing reachability probabilities over a finite number of discrete steps for nonlinear hybrid systems featuring a random initial parameter. In particular, we develop a validated integration procedure that computes an arbitrarily small interval that is guaranteed to contain the probability of, say, a hybrid system behaving in a faulty way. Our approach is to define an appropriate  $\delta$ -relaxation of the (undecidable) reachability problem, so that it can be solved by a  $\delta$ -complete decision procedure. Our procedure can handle general hybrid systems whose continuous dynamics is given by solutions of nonlinear differential equations, and whose probabilistic behaviour is given by an initial parameter distributed as a continuous random variable (with possibly infinite support). We have applied our procedure to a number of benchmarks and obtained speed-ups of several orders of magnitude with respect to standard Monte Carlo probability estimation, while offering stricter guarantees of correctness.

## 1 Introduction

Cyber-physical systems are characterised by the tight integration of digital computing (the *cyber* part) with a *physical* environment or device. Such systems exploit the flexibility of digital computing and communication to enhance or enable new capabilities of physical systems. Hybrid systems are mathematical models that combine continuous dynamics and discrete control, and enjoy widespread use for modelling cyber-physical systems. For example, Stateflow/Simulink<sup>1</sup> is the *de facto* standard tool for model-based design of embedded systems; the semantics of Stateflow/Simulink models can be given in terms of hybrid systems [22,1]. The use of cyber-physical systems permeates our society, including many safety-critical applications where a malfunctioning can result in threats to, or even loss of, human life. For example, modern aircraft are efficiently flown for most of the time by a computer program, while anti-lock brakes, stability control, and traction control contribute to safer cars. Again, electronic biomedical

<sup>1</sup> [www.mathworks.com/simulink](http://www.mathworks.com/simulink)

devices (*e.g.*, digital infusion pumps that deliver drugs or nutrients to patients) offer superior flexibility and accuracy than traditional devices. It is therefore extremely important to verify formally that such cyber-physical systems are safe.

The state space of a hybrid system consists of a discrete component and of a continuous component. The fundamental *reachability* problem is to decide whether a hybrid system reaches an *unsafe* region of its state space (a subset of states indicating incorrect behaviour of the system). Unfortunately, the reachability problem is undecidable even for hybrid systems with constant differential dynamics [2]. With further restrictions, *e.g.*, same constant differential dynamics across all the variables — timed automata — the reachability problem becomes PSPACE-complete [3]. However, hybrid systems arising from practical applications feature much richer dynamics, including non-linear functions over the reals, *e.g.*, trigonometric functions, for which reachability questions are in general undecidable [18]. This means that the reachability problem must be modified, if we want to solve it algorithmically. It has been recently noted that the reachability problem can be relaxed in a sound manner and encoded as a first-order satisfiability modulo theory (SMT) formula [8] which can be correctly solved by a  $\delta$ -complete decision procedure [7]. Such procedures allow a ‘tuneable’ precision in the answer provided. Typically,  $\delta$ -complete procedures employ SMT solvers and rigorous numerical methods to verify a conservative approximation of the system behaviour, so that bugs will always be detected. Although the over-approximation can be tight (tuneable by an arbitrarily small rational parameter,  $\delta$ ), the decision procedure may produce false alarms. It may report a bug when in reality the system is safe. However, such a scenario indicates that the system is *fragile*, thereby providing valuable information to the system designer. The dReal tool [10] implements  $\delta$ -complete procedures for first-order formulae that may include solutions of nonlinear ordinary differential equations (ODEs).

For many practical applications it is necessary to augment the definition of hybrid system with stochastic behaviour. Stochastic systems arise naturally when modelling phenomena which are intrinsically probabilistic, *e.g.*, soft errors in computing hardware. Also, stochastic systems can arise due to uncertainty in (deterministic) system components, its behaviours, and its environment. The reachability problem for stochastic hybrid systems is no longer a decision problem. Rather, it generalises that by asking what is the *probability* that the system reaches the unsafe region. (Note that for hybrid systems with both stochastic and non-deterministic behaviour the problem results in general in a range of probabilities, but in this work we will not consider such systems.) In this paper we give a formal definition of the *probabilistic* bounded  $\delta$ -reachability problem for hybrid systems with random continuous initial parameters. We then show how  $\delta$ -complete decision procedures and a validated integration procedure can be combined for solving this problem. In particular, our algorithm computes an arbitrarily small interval that is *numerically guaranteed* to contain the reachability probability. Furthermore, although  $\delta$ -completeness in general requires bounded variables, we show how to solve the probabilistic  $\delta$ -reachability problem involving random variables with unbounded support.

*Related Work* At the time of writing we are aware of only one other approach, implemented in the SiSAT tool [5], that addresses probabilistic bounded reachability from a rigorous point of view, *i.e.*, returning answers guaranteed to be numerically accurate. However, SiSAT currently has the following limitations: a) no support for continuous-time and ODEs models and, b) no support for continuous random parameters. Our approach instead addresses both points above. In our work we make use of verified integration techniques (for an overview see, *e.g.*, [17] and references therein). We note that integration methods in the literature work with integrands in explicit form, *i.e.*, one must provide the actual mathematical expression for the integrand. Our approach is more general in two aspects: 1) the integrand is given as a function of the numerical solution of (possibly nonlinear) ODEs; 2) it considers hybrid dynamics. Our algorithm carries over the guarantees provided by  $\delta$ -complete procedures for aspects 1) and 2) to the verified computation of an integral (over a possibly unbounded domain).

Summarising, in this paper we make the following contributions:

- we give a SMT formulation of the probabilistic  $\delta$ -reachability problem for hybrid systems with random initial parameters;
- we present an algorithm that combines validated integration and  $\delta$ -complete procedures for solving probabilistic  $\delta$ -reachability of general hybrid systems with continuous random initial parameters and ODEs dynamics;
- we validate our approach with a number of case studies and compare its performance against standard Monte Carlo probability estimation.

## 2 Bounded $\delta$ -Reachability in Hybrid Systems

The following definition of hybrid system is standard.

**Definition 1.** *A hybrid system consists of the following components:*

- $Q = \{q_0, \dots, q_m\}$  a set of modes (discrete components of the system),
- $X = [u_1, v_1] \times \dots \times [u_n, v_n] \times [0, T] \subset \mathbb{R}^{n+1}$  a domain of continuous variables,
- $S = Q \times X$  is the hybrid state space of the system,
- $U \subseteq S$  an unsafe region of the state space,

and predicates (or relations)

- $flow_q(\mathbf{x}^0, \mathbf{x}^t)$  mapping the continuous state  $\mathbf{x}^0$  at time 0 to state  $\mathbf{x}^t$  at time point  $t \in [0, T]$  in mode  $q$
- $init_q(\mathbf{x}^0)$  indicating that  $s = (q, \mathbf{x}^0)$  belongs to the set of initial states,
- $jump_{q \rightarrow q'}(\mathbf{x}^t, \mathbf{x}^0)$  indicating that the system can make a transition from mode  $q$ , upon reaching the jump condition in continuous state  $\mathbf{x}^t$  at time point  $t \in [0, T]$ , to mode  $q'$  and setting the continuous state to  $\mathbf{x}^0$ ,
- $unsafe_q(\mathbf{x}^t)$  indicating that  $s = (q, \mathbf{x}^t) \in U$

The continuous dynamics of the system is defined in each flow, and it can either be presented as a system of ODEs or explicitly. In this paper we are interested in hybrid systems for which in each mode only one jump is allowed to take

place (of course the model may have multiple jumps, but only one jump should be enabled at any time). Informally, the semantics of a hybrid system can be thought as piece-wise continuous: in each mode the system dynamics follows a continuous flow, while a mode change (as result of a jump) might also involve a discontinuous change in the variables  $\mathbf{x}$ . The evolution of a hybrid system is obtained by iteratively composing the relations flow and jump, starting with init — see Definition 5 below for an example. More details can be found in [2].

In order to overcome the undecidability of reasoning about hybrid systems, Gao *et al.* recently defined the concept of  $\delta$ -satisfiability over the reals [8], and presented a corresponding  $\delta$ -complete decision procedure [7]. The main idea is to decide correctly whether slightly *relaxed* sentences over the reals are satisfiable or not. The following definitions are from [8].

**Definition 2.** *A bounded quantifier is one of the following:*

$$\begin{aligned}\exists^{[a,b]}x &= \exists x : (a \leq x \wedge x \leq b) \\ \forall^{[a,b]}x &= \forall x : (a \leq x \wedge x \leq b)\end{aligned}$$

**Definition 3.** *A bounded  $\Sigma_1$  sentence is an expression of the form:*

$$\exists^{I_1}x_1, \dots, \exists^{I_n}x_n : \psi(x_1, \dots, x_n)$$

where  $I_i = [a_i, b_i]$  are intervals,  $\psi(x_1, \dots, x_n)$  is a Boolean combination of atomic formulas of the form  $g(x_1, \dots, x_n) \text{ op } 0$ , where  $g$  is a composition of Type 2-computable functions and  $\text{op} \in \{<, \leq, >, \geq, =, \neq\}$ .

Any bounded  $\Sigma_1$  sentence is equivalent to a  $\Sigma_1$  sentence in which all the atoms are of the form  $f(x_1, \dots, x_n) = 0$  (*i.e.*, the only  $\text{op}$  needed is ‘=’) [7]. Essentially, Type 2-computable functions can be approximated arbitrarily well by finite computations of a special kind of Turing machines (Type 2 machines); most of the ‘useful’ functions over the reals (*e.g.*, continuous functions) are Type 2-computable [14].

The notion of  $\delta$ -weakening [8] of a bounded sentence is central to  $\delta$ -satisfiability.

**Definition 4.** *Let  $\delta \in \mathbb{Q}^+ \cup \{0\}$  be a constant and  $\phi$  a bounded  $\Sigma_1$ -sentence in the standard form*

$$\phi = \exists^{I_1}x_1, \dots, \exists^{I_n}x_n : \bigwedge_{i=1}^m \left( \bigvee_{j=1}^{k_i} f_{ij}(x_1, \dots, x_n) = 0 \right) \quad (1)$$

where  $f_{ij}(x_1, \dots, x_n) = 0$  are atomic formulas. The  $\delta$ -weakening of  $\phi$  is the formula:

$$\phi^\delta = \exists^{I_1}x_1, \dots, \exists^{I_n}x_n : \bigwedge_{i=1}^m \left( \bigvee_{j=1}^{k_i} |f_{ij}(x_1, \dots, x_n)| \leq \delta \right)$$

Note that  $\phi$  implies  $\phi^\delta$ , while the converse is obviously not true. The bounded  $\delta$ -satisfiability problem asks for the following: given a sentence of the form (1) and  $\delta \in \mathbb{Q}^+$ , correctly decide between

- **unsat**:  $\phi$  is false,
- **$\delta$ -true**:  $\phi^\delta$  is true.

If the two cases overlap (*i.e.*,  $\phi$  is both false and  $\delta$ -satisfiable) then either decision can be returned, thereby causing a *false alarm*. Such a scenario reveals that the formula is *fragile* — a small perturbation (*i.e.*, a small  $\delta$ ) can change the formula’s truth value. The dReal tool [10] implements an algorithm for solving the  $\delta$ -satisfiability problem, *i.e.*, a  $\delta$ -complete decision procedure. Basically, the algorithm combines a DPLL procedure (for handling the Boolean parts of the formula) with interval constraint propagation (for handling the real arithmetic atoms). More details on dReal can be found in [10].

A qualitative property of hybrid systems that can be checked is bounded  $\delta$ -reachability. Following the idea of bounded model checking [4], we ask whether the system reaches the unsafe region after  $k \in \mathbb{N}$  discrete transitions,

**Definition 5.** [9] *Bounded  $k$  step  $\delta$ -reachability in hybrid systems can be encoded as a bounded  $\Sigma_1$ -sentence*

$$\begin{aligned}
& \exists \mathbf{x}_{0,q_0}^0, \exists \mathbf{x}_{0,q_0}^t, \dots, \exists \mathbf{x}_{0,q_m}^0, \exists \mathbf{x}_{0,q_m}^t, \dots, \exists \mathbf{x}_{k,q_m}^0, \exists \mathbf{x}_{k,q_m}^t : \\
& \quad \left( \bigvee_{q \in Q} (\text{init}_q(\mathbf{x}_{0,q}^0) \wedge \text{flow}_q(\mathbf{x}_{0,q}^0, \mathbf{x}_{0,q}^t)) \right) \\
& \quad \wedge \left( \bigwedge_{i=0}^{k-1} \left( \bigvee_{q, q' \in Q} (\text{jump}_{q \rightarrow q'}(\mathbf{x}_{i,q}^t, \mathbf{x}_{i+1,q'}^0) \right. \right. \\
& \quad \left. \left. \wedge (\text{flow}_{q'}(\mathbf{x}_{i+1,q'}^0, \mathbf{x}_{i+1,q'}^t)) \wedge \left( \bigvee_{q \in Q} \text{unsafe}_q(\mathbf{x}_{k,q}^t) \right) \right) \right)
\end{aligned} \tag{2}$$

where  $\mathbf{x}_{i,q}^0$  and  $\mathbf{x}_{i,q}^t$  represent the continuous state at time point  $t$  in the mode  $q$  at the depth  $i$ , and  $q'$  is a successor mode.

Intuitively, the formula above can be understood as follows: the first conjunction is asking for a set of continuous variables which satisfy the initial condition in one of the modes and the flow in that mode; the second conjunction is looking for a set of vectors which satisfy any  $k$  discrete jumps and flows in each successor mode defined by the jumps; the third conjunction is verifying whether the state of the system (the mode and the set of continuous variables in the mode after  $k$  jumps) belongs to the unsafe region. Note that the previous definition asks for reachability in *exactly*  $k$  steps. One can build a disjunction of formula (2) for all values from 1 to  $k$ , thereby obtaining reachability *within*  $k$  steps. The dReach tool can generate automatically such formulae from a hybrid system description.

The  $\delta$ -reachability problem can be solved using a  $\delta$ -complete decision procedure, which will correctly return one of the following answers:

- **unsat**: the system never reaches the bad region  $U$ ,
- **$\delta$ -true**: the  $\delta$ -perturbation of (2) is true, and a witness, *i.e.*, an assignment for all the variables, is returned.

### 3 Probabilistic Bounded $\delta$ -Reachability

**Definition 6.** *A hybrid system with continuous random initial parameters consists of  $Q$ ,  $X$  and  $U$  as in Definition 1, and the following components:*

- $R = [a_1, b_1] \times \dots \times [a_l, b_l] \subset \mathbb{R}^l$  a domain of random parameters,
- $S = Q \times R \times X$  is the state space of the system,

*predicates  $flow_q(\mathbf{r}, \mathbf{x}^0, \mathbf{x}^t)$ ,  $init_q(\mathbf{r}, \mathbf{x}^0)$ ,  $jump_{q \rightarrow q'}(\mathbf{r}, \mathbf{x}^t, \mathbf{x}^0)$  and  $unsafe_q(\mathbf{r}, \mathbf{x}^t)$ . For all  $q \in Q$  the sets defined by  $flow_q$ ,  $init_q$ ,  $jump_q$ , and  $unsafe_q$  are Borel.*

The random parameters  $\mathbf{r}$  are assigned in the initial mode and remain unchanged throughout the system's evolution. Also, the Borel assumption for the sets defined by the predicates is a theoretical requirement for well-definedness of probabilities, and in practice it is easily satisfied. (We recall that Borel sets are obtained through countable union and complement of open sets.)

We now modify the bounded  $k$  step  $\delta$ -reachability problem as follows.

**Definition 7.** *The bounded  $k$  step  $\delta$ -reachability property for hybrid systems with random initial parameters is the bounded  $\Sigma_1$  sentence:*

$$\exists \mathbf{r} \psi(\mathbf{r})$$

where

$$\begin{aligned} \psi(\mathbf{r}) = & \exists \mathbf{x}_{0,q_0}^0, \exists \mathbf{x}_{0,q_0}^t, \dots, \exists \mathbf{x}_{0,q_m}^0, \exists \mathbf{x}_{0,q_m}^t, \dots, \exists \mathbf{x}_{k,q_m}^0, \exists \mathbf{x}_{k,q_m}^t : \\ & \left( \bigvee_{q \in Q} (init_q(\mathbf{r}, \mathbf{x}_{0,q}^0) \wedge flow_q(\mathbf{r}, \mathbf{x}_{0,q}^0, \mathbf{x}_{0,q}^t)) \right) \\ & \wedge \left( \bigwedge_{i=0}^{k-1} \left( \bigvee_{q, q' \in Q} (jump_{q \rightarrow q'}(\mathbf{r}, \mathbf{x}_{i,q}^t, \mathbf{x}_{i+1,q'}^0) \right) \right) \\ & \wedge (flow_{q'}(\mathbf{r}, \mathbf{x}_{i+1,q'}^0, \mathbf{x}_{i+1,q'}^t)) \wedge \left( \bigvee_{q \in Q} unsafe_q(\mathbf{r}, \mathbf{x}_{k,q}^t) \right) \end{aligned}$$

If we associate a probability measure to the random parameters, then we can assess *quantitative* system properties (such as the probability that the system reaches the unsafe region). In particular, we consider the following problem: *what is the probability that a hybrid system with random initial parameters reaches the unsafe region in  $k$  steps?* To calculate such probability, we first need to find the set that contains all the values of the random variables satisfying the reachability property. Such a set is constructed as follows:

$$B = \{\mathbf{r} : \psi(\mathbf{r})\} \quad (3)$$

where formula  $\psi(\mathbf{r})$  is per Definition 7.

**Proposition 8.** *The set  $B$  defined by (3) is Borel.*

(Proofs can be found in the Appendix.)

The proposition entails that the probability that the system reaches the unsafe region is well-defined. Such a probability is computed by integrating the probability measure of the random variables over set  $B$ . In particular, we need to compute the following integral

$$\int_B dP(\mathbf{r}) \quad (= \int_{\Omega} I_U(\mathbf{r})dP(\mathbf{r})) \quad (4)$$

where  $B$  is the set (3),  $P(\mathbf{r})$  is a probability measure over the random parameters  $\mathbf{r}$ ,  $\Omega$  is the support of the random parameters, and  $I_U$  is the indicator function

$$I_U(\mathbf{r}) = \begin{cases} 1 & \text{if the system with parameter } \mathbf{r} \text{ reaches } U \text{ in } k\text{-steps} \\ 0 & \text{otherwise.} \end{cases}$$

If the random parameters are independent then  $P(\mathbf{r}) = \prod_{i=1}^l P_i(r_i)$ , where  $P_i$  is the probability measure of parameter  $r_i$ . The infinitesimal probability measure  $dP(\mathbf{r})$  is usually given as a (probability) density function.

## 4 Validated Integration Procedure

We now present the first part of a  $\delta$ -complete procedure for calculating the probability of reaching the unsafe region in  $k$  steps. Essentially, our algorithm returns an arbitrarily small enclosure for the integral of (4). The algorithm consists of a validated integration procedure and a decision procedure used for computing the indicator function and thus building the set  $B$  of (3). In this paper we focus on hybrid systems with one random continuous initial parameter, with possibly unbounded support. We remark that our approach can efficiently handle complex continuous dynamics, *e.g.*, nonlinear ODEs, as we show in Section 6.

*Notation.* For an interval  $[r] = [\underline{r}, \bar{r}] \subset \mathbb{R}$  we denote the size of the interval by  $width([r]) = \bar{r} - \underline{r}$  and by  $mid([r]) = \frac{\bar{r} + \underline{r}}{2}$  the central point of the interval.

### 4.1 Interval Integration

In the implementation of a validated integration procedure we employ the (1/3) Simpson rule:

$$K([I]) = \int_a^b f(x) dx = \frac{width([I])}{6} (f(\underline{I}) + 4f(mid([I])) + f(\bar{I})) - \frac{width([I])^5}{2880} f^{(4)}(\xi) \quad (5)$$

where  $[I] = [a, b]$ ,  $\xi \in [I]$  and  $f^{(4)}$  is the fourth derivative of an integrable function  $f$ . For our applications the integrands are probability density functions, which satisfy the required integrability and differentiability conditions. Our aim is to compute an interval of arbitrary size  $\epsilon \in (0, 1] \cap \mathbb{Q}^+$  that contains  $K$ .

**Definition 9.** An interval extension of a function  $f : X \rightarrow Y$  is an operator  $[\cdot]$  such that:

$$\forall x \in [r] \subseteq X : f(x) \in [f]([r]) \subseteq Y$$

By applying interval arithmetics, an interval extension of function  $f$  and its fourth derivative can be obtained. The interval version of Simpson's rule can be obtained simply by replacing in (5) the occurrences of  $f$  and  $f^{(4)}$  with their interval extension  $[f]$ , and by replacing  $\xi$  with the entire interval  $I$  [6]:

$$K \in [K]([I]) = \frac{\text{width}([I])}{6} ([f](\underline{I}) + 4[f](\text{mid}([I])) + [f](\bar{I})) - \frac{\text{width}([I])^5}{2880} [f]^{(4)}([I]).$$

Furthermore, by the definition of integral:

$$K \in \Sigma_{i=1}^n [K]([x]_i) \quad (6)$$

where  $n$  is a number of disjoint intervals  $[x]_i$  that partition  $[a, b]$ . Interval extensions can be readily computed using interval arithmetics libraries such as FILIB++ [15].

In order to guarantee  $\epsilon$ -completeness of the integration it is sufficient to partition  $[a, b]$  into  $n$  disjoint intervals  $[x]_i$  such that for each  $[x]_i$  we have  $\text{width}([I]([x]_i)) < \epsilon \frac{\text{width}([x]_i)}{b-a}$ . Then the exact value  $K$  of the integral will belong to an interval (6) of width smaller than  $\epsilon$ . Pseudo-code for the procedure computing integral (5) up to an arbitrary  $\epsilon \in (0, 1] \cap \mathbb{Q}^+$  is given in Algorithm 1. For our purposes we will only make use of the interval partition  $T$ , which will enable us to compute the reachability probability, *i.e.*, integral (4), with precision  $\epsilon$ .

**Proposition 10.** If  $f \in P_{C^5[a,b]}$ , then the complexity of Algorithm 1 is NP.

We recall that  $P_{C^n[a,b]}$  denotes the class of polynomial-time (Type 2) computable functions whose derivative  $f^{(n)}$  exists and is continuous over  $[a, b]$ . Ko [14, Section 6.2] showed that if  $f$  is also analytic, then integration becomes P. However, such an algorithm essentially uses truncated Taylor series over an arbitrary partition. Instead, Algorithm 1 adaptively searches for a partition that guarantees the required error bound  $\epsilon$ , while having a minimal number of intervals. In practice, this significantly benefits the performance of our whole implementation. Also, Algorithm 1 does not require  $f$  to be analytic.

## 4.2 Borel set

Now we need to correctly identify the Borel set (3), or equivalently, computing the indicator function in (4). Let  $\phi$  be a formula of the form:

$$\phi([\rho]) = \exists r \in [\rho] \psi(r) \quad (7)$$

If the formula is true then  $[\rho]$  contains a value for the initial random parameter for which the system reaches the unsafe region  $U$ . Taking the complement of the unsafe region  $U^C = S/U$  (where  $S$  is the state space of the system) and defining

```

input: function  $f$ , interval  $[a, b]$ ,  $\epsilon \in \mathbb{Q}^+$ ;
output:  $[I]$ , partition  $T$  of  $[a, b]$  such that  $\int_a^b f \in [I]$  and  $\text{width}([I]) \leq \epsilon$ ;
 $[I] = [0.0, 0.0]$ ;
 $T, B = \emptyset$ ;
// put initial partition on a stack
 $B.\text{push}(\{[a, b], [K]([a, b])\})$ ;
while  $\text{size}(B) > 0$  do
   $\{[x], [y]\} = B.\text{pop}()$ ;
  if  $\text{width}([y]) > \epsilon \frac{\text{width}([x])}{b-a}$  then
    // split the interval in two
     $B.\text{push}(\{[\underline{x}, \text{mid}([x])], [K]([\underline{x}, \text{mid}([x])])\})$ ;
     $B.\text{push}(\{[\text{mid}([x]), \bar{x}], [K]([\text{mid}([x]), \bar{x}])\})$ ;
  end
  else
    // add sub-integral to the partial sum; save interval
     $[I] = [I] + [K]([x])$ ;
     $T.\text{push}([x])$ ;
  end
end
return  $T, [I]$ ;

```

**Algorithm 1:** Validated Integration Procedure

a predicate  $\text{unsafe}_q^C(r, \mathbf{x}^t)$  evaluating to true iff  $s = (q, r, \mathbf{x}_q^t) \in U^C$  we want to ensure that the system never reaches the unsafe region *within* the  $k$ -th step with an initial random parameter from  $[\rho]$ . In order to conclude that it is sufficient to evaluate the formula:

$$\begin{aligned}
\phi^C([\rho]) = & \exists r \in [\rho], \exists \mathbf{x}_{0,q_0}^0, \exists \mathbf{x}_{0,q_0}^t, \exists t_{0,q_0}, \dots, \exists \mathbf{x}_{0,q_m}^0, \\
& \exists \mathbf{x}_{0,q_m}^t, \exists t_{0,q_m}, \dots, \exists \mathbf{x}_{k,q_m}^0, \exists \mathbf{x}_{k,q_m}^t, \exists t_{k,q_m}, \forall t'_{k,q_m} \in [0, t_{k,q_m}] : \\
& \left( \bigvee_{q \in Q} (\text{init}_q(r, \mathbf{x}_{0,q}^0) \wedge \text{flow}_q(r, \mathbf{x}_{0,q}^0, \mathbf{x}_{0,q}^t)) \wedge \right. \\
& \quad \bigwedge_{i=0}^{k-1} \left( \bigvee_{q, q' \in Q} (\text{jump}_{q \rightarrow q'}(r, \mathbf{x}_{i,q}^t, \mathbf{x}_{i+1,q'}^0) \wedge \right. \\
& \quad \quad \left. \left. (\text{flow}_{q'}(r, \mathbf{x}_{i+1,q'}^0, \mathbf{x}_{i+1,q'}^t)) \wedge \right. \right. \\
& \quad \left. \left. \left. \left( \bigvee_{q \in Q} (\text{unsafe}_q^C(r, \mathbf{x}_{k,q}^t) \wedge (\text{jump}_{q \rightarrow q'}(r, \mathbf{x}_{k,q}^t, \mathbf{x}_{k+1,q'}^0) \vee (t_{k,q_m} \geq T)) \right) \right) \right) \right)
\end{aligned} \tag{8}$$

Note that  $\phi^C$  is not the logical negation of  $\phi$  — it is in fact an  $\exists\forall$ -quantified formula. The last term of  $\phi^C$  ensures that the system either does not reach the unsafe region on the  $k$ -th step before it can make a transition to the successor mode or it reaches the time bound before reaching the unsafe region. This should not be confused with reaching the time bound in any of the preceding modes as it means that the system fails to reach the  $k$ -th step and should be, therefore,

unsatisfiable. If the formula evaluates to true then the system does not reach the unsafe region on the  $k$ -th step. Then, set  $B$  can be defined as a finite collection  $\{[\rho]_i : \phi([\rho]_i) \wedge (\neg\phi^C([\rho]_i))\}$ . To build such a collection, we iteratively evaluate  $\phi$  and  $\phi^C$  with a  $\delta$ -complete procedure (*e.g.*, dReal). Given an interval  $[\rho]$ , there are four possible outcomes:

- $\phi([\rho])$  is **unsat**. Hence, there are *for sure* no values in  $[\rho]$  such that the system reaches the unsafe region, so  $[\rho]$  is not in  $B$ .
- $\phi([\rho])$  is  $\delta$ -**sat**. Then, there is a value in  $[\rho]$  such that the system reaches  $U$  or  $U^\delta$  ( $\delta$ -weakening of set  $U$ ).
- $\phi^C([\rho])$  is **unsat**. Therefore, there is *for sure* no value in  $[\rho]$  such that for all time points on the  $k$ -th step the system stays within the complement of the unsafe region. In other words, for all the values in  $[\rho]$  the system reaches the unsafe region, so  $[\rho]$  is fully contained in  $B$ .
- $\phi^C([\rho])$  is  $\delta$ -**sat**. Then there is a value in the interval  $[\rho]$  such that the system stays within  $U^C$  or  $U^{C\delta}$ . In combination with outcome  $\delta$ -**sat** for  $\phi([\rho])$  it signals that  $[\rho]$  is a *mixed* interval (it contains values from both  $B$  and  $B^C$ ).

## 5 Computing $\delta$ -Reachability Probability

We now give the full algorithm to compute  $\delta$ -reachability probabilities. In the previous section we observed that the overapproximation (controlled by  $\delta$ ) of  $\delta$ -complete decision procedures can cause false alarms. We thus begin by addressing the choice of  $\delta$ . Obviously, it is impossible to decide *correctly* (*i.e.*, obtaining **unsat** for one of  $\phi$  and  $\phi^C$ ) on each interval if a fixed  $\delta$  (even a very small one) is used throughout all the formula evaluations.

**Lemma 11.** *Let  $\phi$  be an arbitrary bounded  $\Sigma_1$  formula and  $\phi^\delta$  its weakening. Then the following holds:*

$$\forall \delta, \delta' \in \mathbb{Q}^+, 0 \leq \delta' < \delta : \neg\phi^\delta \rightarrow \neg\phi^{\delta'} \rightarrow \neg\phi$$

Lemma 11 demonstrates that unsatisfiability of a weakened formula implies unsatisfiability of its strengthening and of the initial formula. Now we will use this fact to show that having some uncertainty on an interval and applying Lemma 11 we can obtain  $\delta$  and a subinterval where a decision procedure can give a correct answer.

**Proposition 12.** *Let  $\phi$  and  $\phi^C$  as per (7) and (8), and  $[u, v]$  an interval. Then:*

$$\begin{aligned} \exists \delta \in \mathbb{Q}^+ : (\phi([u, v]) - \delta\text{-sat}) \wedge (\phi^C([u, v]) - \delta\text{-sat}) \Rightarrow \\ \exists [u', v'] \subseteq [u, v] : (\phi([u', v']) - \text{unsat}) \oplus (\phi^C([u', v']) - \text{unsat}) \end{aligned}$$

where  $\oplus$  denotes exclusive or.

We now present our algorithm, starting with the special case of a random initial parameter with bounded support.

**Proposition 13.** *Given  $\epsilon \in (0, 1] \cap \mathbb{Q}$ ,  $k \in \mathbb{N}$  and a hybrid system with one **bounded** continuous random initial parameter, there exists an algorithm for computing an interval of size not larger than  $\epsilon$  that contains the value of (4), i.e., the probability of reaching the unsafe region in  $k$  steps.*

The pseudo-code of the algorithm is presented in Algorithm 2. Informally, the algorithm starts by getting an interval partition from the validated integration procedure (Algorithm 1) and with a probability interval of  $[0, 1]$ . Then, it evaluates the formulae  $\phi$  and  $\phi^C$  on the current partition, which will be refined whenever both  $\phi$  and  $\phi^C$  are  $\delta$ -**sat**. Instead, an **unsat** answer is used to refine the probability interval. The algorithm will continue doing so until the width of the probability interval satisfies the requested size. The extension to random variables with unbounded support is based on the fact that a probability density integrates to 1. Given  $\epsilon \in (0, 1] \cap \mathbb{Q}$ , it is always possible to find a *bounded* region of the random variable support with area larger than  $1 - \epsilon$ . Such a problem can be stated as a  $\delta$ -SMT question and thus solved by a  $\delta$ -complete procedure.

**Theorem 14.** *Given  $\epsilon \in (0, 1] \cap \mathbb{Q}$ ,  $k \in \mathbb{N}$  and a hybrid system with one **unbounded** continuous random initial parameter, there exists an algorithm for computing an interval of size not larger than  $\epsilon$  that contains the value of (4).*

**Theorem 15.** *The complexity of Algorithm 2 is  $NP^{(\Sigma_2^P)^C}$ , where  $P \subseteq C \subseteq PSPACE$  is the complexity of the terms in the description of the hybrid system. With Lipschitz-continuous ODEs terms the complexity is PSPACE-complete.*

## 6 Experiments

The source code of the tool implementing the algorithm and the models studied are on <https://github.com/dreal/probreach>. The verification results below can be also accessed on <https://homepages.ncl.ac.uk/f.shmarov/probreach>. The implementation uses the CAPD library<sup>2</sup> for computing the various interval extensions required by the integration procedure. All the experiments were carried out on a multi-core Intel Xeon E5-2690 2.90GHz system running Linux Ubuntu 14.04LTS. The algorithm was also parallelised, and the results below feature the CPU time for both the sequential and parallel (24 cores) runs. All experiments were validated using Monte Carlo probability estimation in MATLAB, and we calculated confidence intervals using the Chernoff-Hoeffding [11] bound  $N = \frac{\log \frac{1}{1-c}}{2\zeta^2}$ , where  $\zeta$  is the interval half-width and  $c$  is the coverage probability. All results are given in the tables below, where the top half of each table contains the results obtained using our approach (**ProbReach**), while the bottom half reports the Monte Carlo results.

*Table legend:*  $k$  = number of discrete transitions;  $\epsilon$  = desired size of probability interval; *length* = length of probability interval returned by **ProbReach**;  $\zeta, c$  = half-interval width and coverage probability for Chernoff bound;  $N$  = sample size from Chernoff bound;  $P$  = probability estimate (successes/ $N$ );  $CPU_{seq}, CPU_{par}$  = CPU time (sec) of sequential and parallel version.

<sup>2</sup> <http://capd.ii.uj.edu.pl>

```

input: probability density  $f$ ,  $\epsilon \in (0, 1] \cap \mathbb{Q}$ , hybrid system description  $\phi$ ;
output: interval  $[I]$  such that  $\int_B f \in [I]$  and  $width([I]) \leq \epsilon$ ;
 $\epsilon_{inf} = t\epsilon$ ;
 $\epsilon_{prob} = (1 - t)\epsilon$ ;
// obtain bounds from (22)
 $[a, b] = bounds(f, \epsilon_{inf})$ ;
// get partition from Algorithm 1
 $B.push(integral(f, [a, b], \epsilon_{prob}))$ ;
// set initial probability intervals for upper/lower approximation
 $[P_{lower}] = [0.0, 0.0]$ ;
 $[P_{upper}] = [1.0, 1.0]$ ;
while  $\overline{[P_{upper}]} - \underline{[P_{lower}]} > \epsilon_{prob}$  do
  // stack containing extra divisions of the intervals
   $D = \emptyset$ ;
  while  $size(B) > 0$  do
     $\{[x], [S]([x])\} = B.pop()$ ;
    // call dReal/dReach to evaluate formula
    if  $\phi([x]) == \delta\text{-sat}$  then
      // call dReal/dReach to evaluate formula
      if  $\phi^C([x]) == \delta\text{-sat}$  then
        // split interval
         $D.push(\{[\underline{x}, mid([x])], [S]([\underline{x}, mid([x])])\})$ ;
         $D.push(\{[mid([x]), \bar{x}], [S]([mid([x]), \bar{x}])\})$ ;
      end
    else
      // increase lower approximation
       $[P_{lower}] = [P_{lower}] + [S]([x])$ ;
    end
  end
  // decrease upper approximation
   $[P_{upper}] = [P_{upper}] - [S]([x])$ ;
end
 $B = D$ ;
end
 $[P_{upper}] = [P_{upper}] + 1 - \int_a^b f(x) dx$ ;
return  $[[\underline{[P_{lower}]}], [\overline{[P_{upper}]}]]$ ;

```

**Algorithm 2:** Probabilistic  $\delta$ -reachability

**Table 1.** Bouncing ball model; see legend in Section 6.

Method	$k$	$\epsilon$	$length$	Probability interval	$CPU_{seq}$	$CPU_{par}$
	0	$10^{-9}$	$5 \cdot 10^{-10}$	[8.21757e-05, 8.21762e-05]	64	7
<b>Prob</b>	1	$10^{-9}$	$10^{-9}$	[0.1379483631, 0.1379483641]	192	29
<b>Reach</b>	3	$10^{-9}$	$8 \cdot 10^{-10}$	[0.7387674005, 0.7387674013]	3,806	563

---

Method	$k$	$\zeta$	$c$	$P$	Confidence interval	$CPU_{seq}$	$N$
	0	$5 \cdot 10^{-6}$	0.99999	8.220032e-05	[7.720032e-05, 8.720032e-05]	16,455	230,258,509,300
Monte Carlo	1	$5 \cdot 10^{-6}$	0.99999	0.1379449	[0.1379399, 0.1379499]	19,646	230,258,509,300
	3	$5 \cdot 10^{-6}$	0.99999	0.7387684	[0.7387634, 0.7387734]	20,975	230,258,509,300

**Table 2.** Controlled bouncing ball model; see legend in Section 6.

Method	$k$	$\epsilon$	$length$	Probability interval	$CPU_{seq}$	$CPU_{par}$
<b>Prob</b>	2	$10^{-2}$	$8 \cdot 10^{-3}$	[0.199, 0.207]	70	15
<b>Reach</b>	2	$10^{-9}$	$3 \cdot 10^{-10}$	[0.2049030217, 0.204903022]	8,332	2,581

---

Method	$k$	$\zeta$	$c$	$P$	Confidence interval	$CPU_{seq}$	$N$
Monte Carlo	2	$5 \cdot 10^{-3}$	0.99	0.2045948	[0.1995948, 0.2095948]	50,528	92,104

**Table 3.** Starvation model; see legend in Section 6.

Method	$k$	$\epsilon$	$length$	Probability interval	$CPU_{seq}$	$CPU_{par}$
	0	$10^{-2}$	$7.855 \cdot 10^{-3}$	[0.919528, 0.927383]	160	5
<b>Prob</b>	0	$10^{-3}$	$7.71 \cdot 10^{-4}$	[0.921598, 0.922369]	53	8
<b>Reach</b>	0	$10^{-9}$	$7.65 \cdot 10^{-10}$	[0.9221401013279, 0.9221401020929]	298	41

---

Method	$k$	$\zeta$	$c$	$P$	Confidence interval	$CPU_{seq}$	$N$
Monte Carlo	0	$5 \cdot 10^{-3}$	0.99	0.9211543	[0.9161543, 0.9261543]	36,396	92,104

**Table 4.** Insulin-glucose regulatory model; see legend in Section 6. In this table, **ProbReach**  $CPU_{seq}$  is the sum of all the actual CPU times of the parallel implementation.

Method	$k$	$\epsilon$	$length$	Probability interval	$CPU_{seq}$	$CPU_{par}$
	0	$10^{-2}$	$5.328 \cdot 10^{-3}$	[0.994589, 0.999917]	2,805,634	165,404
<b>Prob</b>	1	$10^{-3}$	$8.1 \cdot 10^{-4}$	[0.999107, 0.999917]	3,326,581	443,910
<b>Reach</b>	1	$10^{-4}$	$5.5 \cdot 10^{-5}$	[0.999657, 0.999712]	3,498,765	490,257

---

Method	$k$	$\zeta$	$c$	$P$	Confidence interval	$CPU_{seq}$	$N$
Monte Carlo	1	$5 \cdot 10^{-3}$	0.99	0.997266555	[0.9945331, 1]	58,069	92,104
Carlo	1	$2.5 \cdot 10^{-3}$	0.99	0.99853	[0.99706, 1]	219,623	368,416

From the results we can see that our approach performs extremely well despite having (unavoidable) high complexity. First, all confidence intervals cover the probability interval computed by ProbReach, thus supporting the correctness of our implementation. Second, except for the insulin-glucose model (Table 4), ProbReach is orders of magnitude faster than Monte Carlo, while provid-

ing shorter and fully verified probability intervals. The insulin-glucose model is a demanding benchmark, and while ProbReach clearly loses for  $\epsilon = 10^{-2}$ , we can see from Table 4 that obtaining a Monte Carlo confidence interval of size  $5.5 \times 10^{-5}$  would require about  $58,069 \times 10,000 = 580,690,000$  seconds. (With the Chernoff bound a 10-fold reduction of  $\zeta$  increases the sample size 100-fold.) ProbReach computed such an interval in about 3,500,000 seconds.

## 7 Conclusions and Future Work

We have given a formal definition of the bounded probabilistic  $\delta$ -reachability problem for hybrid systems with random initial parameters. We have developed an interval-based version of Simpson’s integration rule and combined it with  $\delta$ -complete decision procedures for solving the probabilistic  $\delta$ -reachability problem. Our technique outputs an arbitrary small interval which is *guaranteed* to contain the probability that the system reaches the unsafe region in a finite number of discrete transitions. We have implemented our technique in the open source tool ProbReach and have applied it to a number of case studies featuring nonlinear ODEs and an unbounded random continuous parameter. The results show that our approach can be orders of magnitude faster than Monte Carlo probability estimation, while giving stricter correctness guarantees. To the best of our knowledge, no other formal verification tool can handle the nonlinear, probabilistic models featured here. Also, our technique can produce faster and accurate results, returning intervals of size  $10^{-9}$  even when computing very small probabilities (see, *e.g.*, the results for the bouncing ball model). This is a significant advantage with respect to Monte Carlo verification techniques such as statistical model checking [23]. It is well-known that Monte Carlo methods suffer from the rare-event problem: to estimate reliably very small probabilities, extremely large sample sizes (*i.e.*, system simulations) are needed [19,24].

In the future we plan to tackle a larger class of hybrid systems. A first extension is to allow multiple random parameters — this requires multidimensional validated integration. A second extension is to allow probabilistic jumps in the system (discrete) dynamics. Finally, we plan to tackle system dynamics defined by stochastic differential equations (SDE). These find much application in the modelling of complex cyber-physical systems, *e.g.*, modelling of white noise in control systems. Hence, solving bounded  $\delta$ -reachability in general stochastic hybrid systems requires a validated SDE solver.

*Acknowledgement* This work has been supported by award N00014-13-1-0090 of the US Office of Naval Research.

## References

1. Agrawal, A., Simon, G., Karsai, G.: Semantic translation of Simulink/Stateflow models to hybrid automata using graph transformations. *Electron. Notes Theor. Comput. Sci.* 109, 43–56 (2004)
2. Alur, R., Courcoubetis, C., Henzinger, T.A., Ho, P.H.: Hybrid automata: An algorithmic approach to the specification and verification of hybrid systems. In: *Hybrid Systems*. pp. 209–229 (1992)

3. Alur, R., Dill, D.L.: Automata for modeling real-time systems. In: ICALP. pp. 322–335 (1990)
4. Biere, A., Cimatti, A., Clarke, E.M., Zhu, Y.: Symbolic model checking without BDDs. In: TACAS. LNCS, vol. 1579, pp. 193–207 (1999)
5. Fränzle, M., Teige, T., Eggers, A.: Engineering constraint solvers for automatic analysis of probabilistic hybrid automata. *J. Log. Algebr. Program.* 79(7), 436–466 (2010)
6. Galdino, S.: Interval integration revisited. *Open Journal of Applied Sciences* 2(4B), 108–111 (2012)
7. Gao, S., Avigad, J., Clarke, E.M.: Delta-complete decision procedures for satisfiability over the reals. In: IJCAR. pp. 286–300 (2012)
8. Gao, S., Avigad, J., Clarke, E.M.: Delta-decidability over the reals. In: LICS. pp. 305–314 (2012)
9. Gao, S., Kong, S., Chen, W., Clarke, E.M.: Delta-complete analysis for bounded reachability of hybrid systems. *CoRR arXiv:1404.7171* (2014)
10. Gao, S., Kong, S., Clarke, E.M.: dReal: An SMT solver for nonlinear theories over the reals. In: CADE. pp. 208–214 (2013)
11. Hoeffding, W.: Probability inequalities for sums of bounded random variables. *J. Amer. Statist. Assoc.* 58(301), 13–30 (1963)
12. Hovorka, R., et al.: Partitioning glucose distribution/transport, disposal, and endogenous production during IVGTT. *American Journal of Physiology: Endocrinology and Metabolism* 282(5), E992 – E1007 (2002)
13. Hovorka, R., et al.: Nonlinear model predictive control of glucose concentration in subjects with type 1 diabetes. *Physiological Measurement* 25(4), 905 (2004)
14. Ko, K.I.: *Complexity Theory of Real Functions*. Birkhäuser (1991)
15. Lerch, M., Tischler, G., Gudenberg, J.W.V., Hofschuster, W.e., Krämer, W.: FILIB++, a fast interval library supporting containment computations. *ACM Trans. Math. Softw.* 32(2), 299–324 (2006)
16. Mosterman, P.J., Zander, J., Hamon, G., Denckla, B.: Towards computational hybrid system semantics for time-based block diagrams. In: 3rd IFAC Conference on Analysis and Design of Hybrid Systems (ADHS’09). pp. 376–385 (2009)
17. Petras, K.: Principles of verified numerical integration. *Journal of Computational and Applied Mathematics* 199(2), 317 – 328 (2007)
18. Richardson, D.: Some undecidable problems involving elementary functions of a real variable. *J. Symb. Log.* 33(4), 514–520 (1968)
19. Rubinstein, R.Y., Kroese, D.: *Simulation and the Monte Carlo Method*. Wiley (2008)
20. Sankaranarayanan, S., Fainekos, G.: Simulating insulin infusion pump risks by in-silico modeling of the insulin-glucose regulatory system. In: CMSB. LNCS, vol. 7605, pp. 322–341 (2012)
21. Song, B., Thomas, D.: Dynamics of starvation in humans. *Journal of Mathematical Biology* 54(1), 27–43 (2007)
22. Tiwari, A.: Formal semantics and analysis methods for Simulink Stateflow models. Tech. rep., SRI International (2002), <http://www.csl.sri.com/users/tiwari/html/stateflow.html>
23. Younes, H.L.S., Simmons, R.G.: Statistical probabilistic model checking with a focus on time-bounded properties. *Inf. Comput.* 204(9), 1368–1409 (2006)
24. Zuliani, P., Baier, C., Clarke, E.M.: Rare-event verification for stochastic hybrid systems. In: HSCC. pp. 217–226 (2012)

## A Proofs

*Proof (Proposition 8).* Immediate from the fact that (Definition 6) the sets defined by  $\text{flow}_q$ ,  $\text{init}_q$ ,  $\text{jump}_q$ , and  $\text{unsafe}_q$  are Borel, and conjunction and disjunctions correspond to set intersection and union, respectively.  $\square$

*Proof (Proposition 10).* It was proven in [14, Corollary 6.3] that the complexity of computing derivatives of  $f \in P_{C^5[a,b]}$  is P. Thus, computing a partial sum on an interval  $[x]$  and evaluating the formula

$$\text{width}([K]([x])) > \epsilon \frac{\text{width}([x])}{b-a}$$

is also polynomial in time. Given an arbitrary partition containing  $n$  intervals, the formula above can thus be verified in polynomial time with respect to the size of the partition. Hence, obtaining a partition such that on each interval the formula above holds is in NP complexity class.  $\square$

*Proof (Lemma 11).* It was proven in [8] that satisfiability of a first-order formula implies satisfiability of its weakening. Therefore, following can be equivalently derived:

$$\phi \rightarrow \phi^{\delta'} \Leftrightarrow \neg\phi \vee \phi^{\delta'} \Leftrightarrow \phi^{\delta'} \vee \neg\phi \Leftrightarrow \neg\phi^{\delta'} \rightarrow \neg\phi$$

Let now  $\psi = \phi^{\delta'}$  and  $\psi^{\delta^*} = \phi^{\delta}$  - weakening of  $\psi$ . It was proven that if the weakening of the formula is unsatisfiable then the formula is also unsatisfiable. Then:

$$\neg\psi^{\delta^*} \rightarrow \neg\psi \Leftrightarrow \neg\phi^{\delta} \rightarrow \neg\phi^{\delta'}$$

$\square$

*Proof (Proposition 12).* By the definition of the decision procedure both formulas can be  $\delta$ -sat on an interval if and only if considered interval contains values from the Borel set and its complement or when a *false alarm* occurs. Then it can be concluded that the initial interval contains a subinterval which is either in the Borel set or outside it. This can be stated as:

$$\begin{aligned} \exists \delta \in \mathbb{Q}^+ : (\phi([u, v]) - \delta\text{-sat}) \wedge (\phi^C([u, v]) - \delta\text{-sat}) \Rightarrow \\ \exists [u', v'] \subseteq [u, v] : ([u', v'] \cap B = [u', v']) \oplus ([u', v'] \cap B = \emptyset) \end{aligned} \quad (9)$$

Then applying the decision procedure to  $[u', v']$  and choosing  $\delta \rightarrow 0$  it is guaranteed that eventually we will obtain such a  $\delta$  that the weakening of the formula will be false. In other words:

$$\exists \delta \in \mathbb{Q}^+ : (\neg(\phi([u', v']) - \delta\text{-sat})) \oplus (\neg(\phi^C([u', v']) - \delta\text{-sat})) \quad (10)$$

Therefore, by Lemma 11 the decision procedure will return **unsat** for one of the formulas in (10):

$$\begin{aligned} \exists \delta \in \mathbb{Q}^+ : (\neg(\phi([u', v']) - \delta\text{-sat})) \oplus (\neg(\phi^C([u', v']) - \delta\text{-sat})) \Rightarrow \\ (\phi([u', v']) - \mathbf{unsat}) \oplus (\phi^C([u', v']) - \mathbf{unsat}) \end{aligned} \quad (11)$$

$\square$

*Proof (Proposition 13).* Let  $r \in [a, b]$  be a random initial continuous parameter. Then applying proposed validated integration procedure we obtain a partition  $\cup_{i=1}^n [r]_i$  such that on each of the intervals the value of the partial sum is enclosed by the interval of length  $\epsilon \frac{\text{width}([r]_i)}{\text{width}([a, b])}$  and the value of the integral on  $[a, b]$  is enclosed by the interval of size  $\epsilon$ .

Let  $k$ -th step reachability of  $U$  by  $H$  be encoded by the formula  $\phi$ , and  $\phi^C$  be derived as in (8).

Applying the decision procedure to all the interval from the initial partition they can be distributed in three sets:  $B_{\text{unsat}}, B_{C\text{unsat}}, B_{\delta\text{-sat}}$  containing the intervals where  $\phi$  is **unsat**,  $\phi^C$  is **unsat**, and both formulas are  $\delta$ -**sat** respectively. Then the following will hold:

$$\int_a^b f(r) dr = \int_{B_{\text{unsat}}} f(r) dr + \int_{B_{C\text{unsat}}} f(r) dr + \int_{B_{\delta\text{-sat}}} f(r) dr \quad (12)$$

The lower and the upper bounds of the interval containing the exact value of the probability can be found as:

$$\begin{aligned} P_{\text{lower}} &= \int_{B_{C\text{unsat}}} f(r) dr \\ P_{\text{upper}} &= \int_a^b f(r) dr - \int_{B_{\text{unsat}}} f(r) dr \end{aligned} \quad (13)$$

Then size of the interval  $[P_{\text{lower}}, P_{\text{upper}}]$  can be calculated as:

$$\begin{aligned} P_{\text{upper}} - P_{\text{lower}} &= \int_a^b f(r) dr - \int_{B_{\text{unsat}}} f(r) dr - \int_{B_{C\text{unsat}}} f(r) dr = \\ &= \int_{B_{\delta\text{-sat}}} f(r) dr \end{aligned} \quad (14)$$

By Proposition 12 it follows that on each interval  $[u, v]$  in  $B_{\delta\text{-sat}}$  we can obtain a subinterval  $[u', v']$  such that it can be added to  $B_{\text{unsat}}$  or  $B_{C\text{unsat}}$  and, thus, removed from  $B_{\delta\text{-sat}}$ . Therefore, as  $\delta \rightarrow 0$  and  $n \rightarrow \infty$  (where  $n$  - is the number of disjoint subintervals partitioning  $B_{\delta\text{-sat}}$ ) the size of  $B_{\delta\text{-sat}}$  will be decreasing ( $|B_{\delta\text{-sat}}| \rightarrow 0$ ). Hence, we can conclude that  $\int_{B_{\delta\text{-sat}}} f(r) dr \rightarrow 0$ . Then the last implies:

$$\exists \epsilon \in \mathbb{Q}^+ : P_{\text{upper}} - P_{\text{lower}} \leq \epsilon \quad (15)$$

□

*Proof (Theorem 14).* As it was described above calculating a probability of reaching unsafe region requires integrating indicator function over the probability measure of a random variable.

$$\int_{\Omega} I_B(r) dP \quad (16)$$

where  $I_B(r)$  is the indicator function,  $dP$  is a probability measure of a random variable and  $\Omega = (-\infty, +\infty)$

Following can be derived from the definition of the indicator function which is contained in the interval  $[0, 1]$  on  $\Omega$ :

$$0 \leq \int_{\Omega} I_B dP \leq \int_{\Omega} dP \quad (17)$$

By the property of definite integral for any  $a$  and  $b \geq a$ :

$$\int_{\Omega} I_B(r) dP = \int_a^b I_B(r) dP + \int_{-\infty}^a I_B(r) dP + \int_b^{\infty} I_B(r) dP \quad (18)$$

As  $\int_{-\infty}^a I_B(r) dP \geq 0$  and  $\int_b^{\infty} I_B(r) dP \geq 0$  following holds for all  $r \in \Omega$

$$\int_a^b I_B(r) dP \leq \int_{\Omega} I_B(r) dP \leq \int_a^b I_B(r) dP + 1 - \int_a^b dP \quad (19)$$

Therefore, the exact value of probability is enclosed by the interval:

$$\int_{\Omega} I_B(r) dP \in \left[ \int_a^b I_B(r) dP, \int_a^b I_B(r) dP + 1 - \int_a^b dP \right] \quad (20)$$

By Proposition 13 we can calculate the lower and the upper bounds of probability over the bounded interval  $[a, b]$ :

$$\int_{\Omega} I_B(r) dP \in \left[ \left( \int_a^b I_B(r) dP \right)_{lower}, \left( \int_a^b I_B(r) dP \right)_{upper} + 1 - \int_a^b dP \right] \quad (21)$$

Now it is desired that the interval in formula (21) is of the length  $\epsilon \in \mathbb{Q}^+$ . For this the error  $\epsilon$  can be presented as a sum of 2 components  $\epsilon_{inf}$  and  $\epsilon_{prob}$  which are chosen arbitrarily such that:  $\epsilon \geq \epsilon_{inf} + \epsilon_{prob}$  where  $\epsilon_{inf} \geq 1 - \int_a^b dP$  and  $\epsilon_{prob} \geq \left( \int_a^b I_B(r) dP \right)_{upper} - \left( \int_a^b I_B(r) dP \right)_{lower}$

The values  $a$  and  $b$  can be obtained if we encode the first inequality as a first order formula:

$$\exists a \in [u_a, v_a], \exists b \in [u_b, v_b] : \left( \frac{dF}{dx} = f_X(x) \right) \wedge (F(a) = 0) \wedge (F(b) \geq 1 - \epsilon_{inf}) \quad (22)$$

Then the values  $a$  and  $b$  derived from the formula (22) are used to compute the interval  $\left[ \left( \int_a^b I_B(r) dP \right)_{lower}, \left( \int_a^b I_B(r) dP \right)_{upper} \right]$  of length  $\epsilon_{prob}$ . This can be performed for an arbitrary positive rational number (by Proposition 13).

If the formula (22) is unsatisfiable then it means that bounds for the variables  $a$  and  $b$  should be enlarged and the formula should be verified again. This process should repeat until the formula is satisfiable and the values  $a$  and  $b$  are obtained.

□

*Proof (Theorem 15).* The considered algorithm can be presented as two independent components: validated integration and probability calculation.

The decision procedure used in the algorithm consists of two formulas:  $\phi$  and  $\phi^C$ , which are  $\Sigma_1$  and  $\Sigma_2$  sentences. Solving these formulas as a  $\delta$ -SMT problem is in  $(\Sigma_1^P)^C$  and  $(\Sigma_2^P)^C$  complexity classes respectively, where  $P \subseteq C \subseteq PSPACE$  is the complexity of the terms in the formula [8]. Hence, the decision procedure is in  $(\Sigma_2^P)^C$ . Then verification of an arbitrary partition of  $n$  intervals is also in  $(\Sigma_2^P)^C$ . Hence, it is clear that obtaining the *correct* partition (such that  $\overline{[P_{upper}]} - \underline{[P_{lower}]} \leq \epsilon_{prob}$ ) is in  $NP^{(\Sigma_2^P)^C}$ . By Proposition 10 the complexity of the verified integration is  $NP$ , which is in  $NP^{(\Sigma_2^P)^C}$ . The complexity of the whole algorithm is thus  $NP^{(\Sigma_2^P)^C}$ , where  $P \subseteq C \subseteq PSPACE$ .

Finally, it has been shown in [8] that if  $\phi$  (and thus  $\phi^C$ ) includes Lipschitz-continuous ODEs then the  $\delta$ -SMT problem becomes  $PSPACE$ -complete. This lifts the complexity of the whole algorithm to  $PSPACE$ -complete. □

## B Models

We give here more information about the models used for our experiments.

### B.1 Bouncing ball

The ball is launched from the initial point  $(S_x = 0, S_y = 0)$  with initial speed  $v_0 \sim N(20, 1)$ , *i.e.*, normal distribution with mean 20 and variance 1, and angle to horizon  $\alpha = 0.7854$ . After each jumps the speed of the ball is reduced by 0.9. The system can be modelled as a hybrid system with one mode with dynamics governed by a system of ODEs:

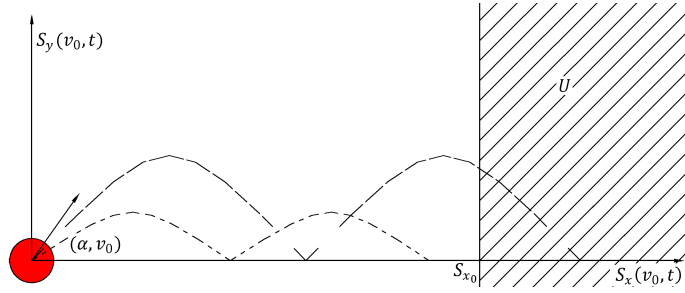
$$\begin{aligned} S'_x(t) &= v_0 \cos \alpha \\ S'_y(t) &= v_0 \sin \alpha - gt \end{aligned}$$

The goal of the experiment is to calculate the probability of reaching the region  $S_x(t) \geq 100$  within 0, 1, 2 and 3 jumps. The results are presented in Table 1.

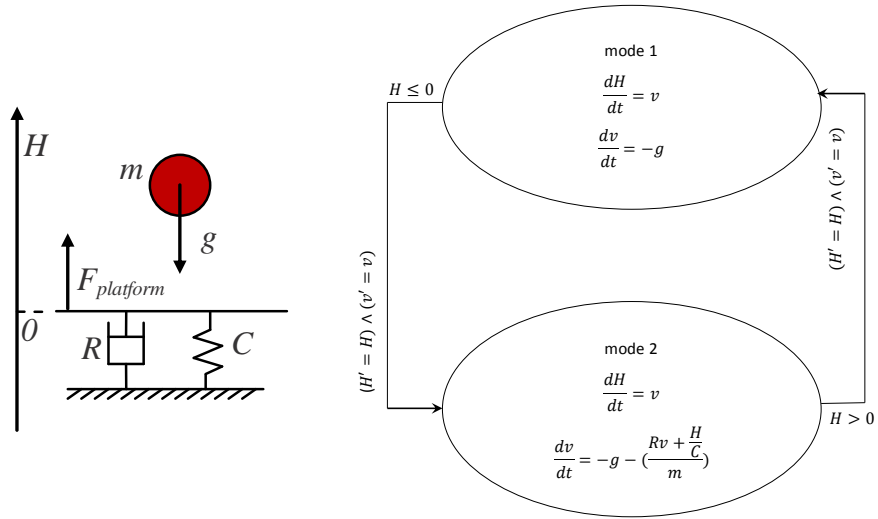
### B.2 Controlled bouncing ball

Consider a 2-mode hybrid system (Fig. 2) modelling a controlled bouncing ball [16]. In mode 1, a ball of mass  $m = 7$  is dropped on a platform attached to a stiff spring and a damper from a random height  $H_0$ , which is distributed normally ( $\mu = 9$  and  $\sigma = 1$ ). When the ball reaches the platform ( $H = 0$ ) the system makes a transition to mode 2, where the ball is reflected from the platform and it jumps back to mode 1 when the height of the ball is greater than 0.

The goal of the experiment is to calculate the probability that the ball reaches the region  $H \geq 7$  in mode 1 after making one bounce. The results are presented in Table 2.



**Fig. 1.** Bouncing ball scenario



**Fig. 2.** A figure (left hand side) and a model (right hand side) of a controlled bouncing ball with  $R = 5$ ,  $C = 0.0025$  and  $g = 9.8$

### B.3 Starvation model

In humans, enduring fasting for 3-4 days will consume all the glucose reserves of the body. At this point, the energy to sustain the human body is produced from fat  $F(t)$ , muscles  $M(t)$  and ketone bodies  $K(t)$  (for brain function) [21]. The ODE system below represents the dynamics of the described variables:

$$\begin{aligned}
 \frac{dF}{dt} &= F \left( \frac{-a}{1+K} - \frac{1}{\lambda_F} \left( \frac{C+gL_0}{F+M} + g \right) \right) \\
 \frac{dM}{dt} &= -\frac{M}{\lambda_M} \left( \frac{C+gL_0}{F+M} + g \right) \\
 \frac{dK}{dt} &= \frac{VaF}{1+K} - b
 \end{aligned} \tag{23}$$

The parameter  $g$  is distributed normally ( $\mu = 10.96$  and  $\sigma = 1$ ). The probabilistic reachability property investigated in the experiment is: *what is the probability that muscle mass will decrease by 40% within 25 days?* Numerical values of all the parameters in the model are presented in the Table 5 and verification results are featured in Table 3.

**Table 5.** Starvation model parameters and initial conditions

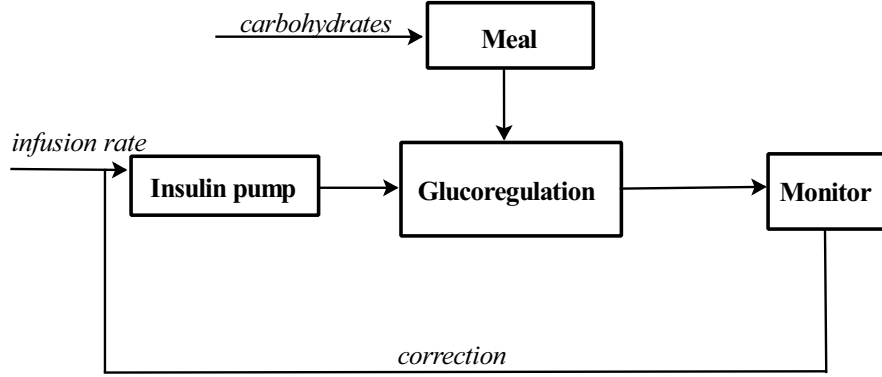
Param.	Value	Param.	Value	Param.	Value	Param.	Value	Param.	Value
$a$	0.013	$\lambda_F$	7777.8	$M(0)$	43.6	$V$	0.9	$b$	0.05
$C$	772.3	$\lambda_M$	1400	$F(0)$	25	$L_0$	30.4	$K(0)$	0.02

The obtained result was validated using Monte Carlo simulation in MATLAB (Table 3). The time variable was discretised over the interval  $[0, 25]$ , and the system was simulated using random samples distributed normally with mean  $\mu = 10.96$  and standard deviation  $\sigma = 1$ . The number of samples was calculated using the Chernoff-Hoeffding bound with  $\epsilon = 0.005$  and  $c = 0.99$ , which returned  $N = 92, 104$ .

#### B.4 Insulin-glucose regulatory model

We consider an insulin-glucose regulatory system for patients with type-1 diabetes. Our tool was applied to the insulin infusion model introduced in [20] based on Hovorka *et al.*'s glucoregulatory model [12,13]. The model consists of four subsystems: meal, insulin pump, glucoregulatory model and monitor (Figure 3).

The meal parameters (*e.g.*, amount of carbohydrates in the meal and their glycemic index) are introduced into the meal subsystem by the patient prior to meal consumption. It models the food absorption by the human guts and outputs a glucose absorption rate. According to the meal characteristics of the patient the system calculates and inputs the initial insulin infusion rate. These two parameters are used by the glucoregulatory subsystem evaluating a glucose level of the patient which is used as an input parameter for the monitor. When the glucose level goes outside the predefined corridor the monitor sends a signal to the pump to increase or decrease the insulin infusion rate. We consider a simplified version of the glucoregulatory system assuming that glucose absorption rate ( $UG$ ) and insulin infusion rate ( $u_0$ ) are given explicitly. The ODEs are presented in (24); the model parameters are given in Table 6.



**Fig. 3.** Insulin-glucose regulatory high level model

$$\begin{aligned}
\frac{dQ_1}{dt} &= -F_{01}^c - x_1 Q_1 + k_{12} Q_2 - F_R + EGP_0(1 - x_3) + 0.18UG \\
\frac{Q_2}{dt} &= x_1 Q_1 - (k_{12} + x_2) Q_2 \\
\frac{dS_1}{dt} &= u - \frac{S_1}{t_{maxI}} \\
\frac{dS_2}{dt} &= \frac{S_1 - S_2}{t_{maxI}} \\
\frac{dI}{dt} &= \frac{S_2}{t_{maxI} V_I} - k_e I \\
\frac{dx_1}{dt} &= -k_{a1} x_1 + k_{b1} I \\
\frac{dx_2}{dt} &= -k_{a2} x_2 + k_{b2} I \\
\frac{dx_3}{dt} &= -k_{a3} x_3 + k_{b3} I \\
F_{01}^c &= \frac{F_{01} G}{0.85(G + 1)} \\
G &= \frac{Q_1}{V_G}
\end{aligned} \tag{24}$$

We consider the following scenario. Initially a meal is consumed ( $UG = 8$ ) and insulin pump does not infuse any insulin ( $u_0 = 0$ ). The glucose level starts rising and when it reaches the point of  $G = 10$  the monitor sends a signal to the pump to increase the infusion rate ( $u = 0.36$ ). Randomising  $x_3(0)$  normally ( $\mu = 0.05$  and  $\sigma = 0.005$ ) we want to calculate the probability that the glucose

level returns back to normal within 60 minutes after the pump started infusion. The results obtained using our tool are given in Table 4.

**Table 6.** Insulin-glucose regulatory model parameters and initial conditions

Param.	Value	Param.	Value	Param.	Value	Param.	Value	Param.	Value
$Q_1(0)$	64.0	$S_1(0)$	4.2	$I(0)$	0.03	$x_2(0)$	0.045	$V_I$	$0.12w$
$Q_2(0)$	40.0	$S_2(0)$	4.0	$x_1(0)$	0.03	$w$	100	$V_G$	$0.16w$
$k_{a1}$	0.006	$k_{a2}$	0.06	$k_{a3}$	0.03	$k_{b1}$	0.0034	$k_{b2}$	0.056
$k_{b3}$	0.024	$k_e$	0.138	$k_{12}$	0.066	$t_{max,I}$	55	$F_{01}$	$0.0097w$
$F_R$	0.0	$EGP_0$	$0.0161w$	$u_0$	0.0	$u$	0.36	$UG$	8

The obtained result was validated using Monte Carlo simulation in MATLAB (Table 4). The time variable was discretised over the interval  $[0, 200]$ , and the system was simulated using random samples distributed normally with mean  $\mu = 0.05$  and standard deviation  $\sigma = 0.005$ . The number of samples was calculated using the Chernoff-Hoeffding bound with  $\zeta = 0.0025$  and  $c = 0.99$ , which returned  $N = 92, 104$ .