

Median Filtering is Equivalent to Sorting

Jukka Suomela

Helsinki Institute for Information Technology HIIT,
Department of Information and Computer Science,
Aalto University, Finland
jukka.suomela@aalto.fi

Abstract. This work shows that the following problems are equivalent, both in theory and in practice:

- *median filtering*: given an n -element vector, compute the sliding window median with window size k ,
- *piecewise sorting*: given an n -element vector, divide it in n/k blocks of length k and sort each block.

By prior work, median filtering is known to be at least as hard as piecewise sorting: with a single median filter operation we can sort $\Theta(n/k)$ blocks of length $\Theta(k)$. The present work shows that median filtering is also as easy as piecewise sorting: we can do median filtering with one piecewise sorting operation and linear-time postprocessing. In particular, median filtering can directly benefit from the vast literature on sorting algorithms—for example, adaptive sorting algorithms imply adaptive median filtering algorithms.

The reduction is very efficient in practice—for random inputs the performance of the new sorting-based algorithm is on a par with the fastest heap-based algorithms, and for benign data distributions it typically outperforms prior algorithms.

The key technical idea is that we can represent the sliding window with a pair of sorted doubly-linked lists: we delete items from one list and add items to the other list. Deletions are easy; additions can be done efficiently if we *reverse the time* twice: First we construct the full list and delete the items in the reverse order. Then we *undo each deletion* with Knuth's *dancing links* technique.

1 Introduction

Median filter. We study the following problem, commonly known as the *median filter*, *sliding window median*, *moving median*, *running median*, *rolling median*, or *median smoothing*:

- **Input:** vector (x_1, x_2, \dots, x_n) and window size k .
- **Output:** vector $(y_1, y_2, \dots, x_{n-k+1})$, where y_i is the median of $(x_i, x_{i+1}, \dots, x_{i+k-1})$.

Median filtering and its multidimensional versions are commonly used in digital signal processing [18, 20, 22, 23, 25] and image processing [14, 15]; see Figure 1 for a simple example that demonstrates how efficiently a median filter can recover a corrupted signal.

Contribution. This work gives a new, simple and efficient algorithm for median filtering. The new algorithm is based on sorting; there are two phases:

1. **Piecewise sorting:** divide the input vector in n/k blocks of length k , and sort each block.
2. **Postprocessing:** compute the output vector in linear time.

If we use a comparison sort, the worst-case running time is $O(n \log k)$, which matches the previous heap-based algorithms [2, 4, 6]. However, in the new algorithm we can easily plug in any sorting algorithm that exploits the properties of our input vectors (e.g., integer sorting and adaptive sorting), and we can also benefit from sorting algorithms designed for modern computer architectures (e.g., cache-efficient sorting and GPU sorting).

The new algorithm is asymptotically optimal for any reasonable input distribution and model of computing, assuming that we have an optimal sorting algorithm for the same setting. There is a matching lower bound [6, 9] that shows that median filtering is at least as hard as piecewise sorting: with a single median filter operation we can sort $\Theta(n/k)$ vectors of length $\Theta(k)$.

The new sorting-based median filter algorithms (with off-the-self sorting algorithm implementations) is **very efficient in practice** on modern hardware—for random inputs the performance is in the same ballpark as the performance of the best heap-based algorithms, and e.g. for partially sorted inputs it typically outperforms the heap-based algorithms by a large factor. Both a simple Python implementation and a highly optimised C++ implementation are available online [29], together with a testing framework and numerous benchmarks that compare the new algorithm with 9 other implementations—including those from *R*, *Mathematica*, *Matlab*, *Octave*, and *SciPy*.

Techniques. On a high-level, the postprocessing phase maintains a pair of sorted doubly-linked lists, L_A and L_B , so that their union $L_A \cup L_B$ represents the sliding window. Initially, L_A contains the first block of data and L_B is empty. We remove old items from L_A and add new items to L_B until L_A becomes empty and L_B contains the second block of data. We repeat this for each block of input.

To efficiently find the median of $L_A \cup L_B$, we can maintain a pair of pointers, one pointing to L_A and another pointing to L_B , and proceed as if we were in the middle of merging two sorted lists.

The key challenge is related to the maintenance of L_B . Deletions from a sorted doubly-linked list are easy, but insertions are hard. The key idea is to **reverse the time**: instead of adding some elements z_1, z_2, \dots, z_k to L_B one by one, we start with a list that contains all of these elements and delete them one by one, in the reverse order z_k, z_{k-1}, \dots, z_1 . Now to solve the original problem of adding elements one by one, it is sufficient to **undo the deletions** one by one. With doubly linked lists, this is very efficiently achieved with Knuth’s **dancing links** technique [8].

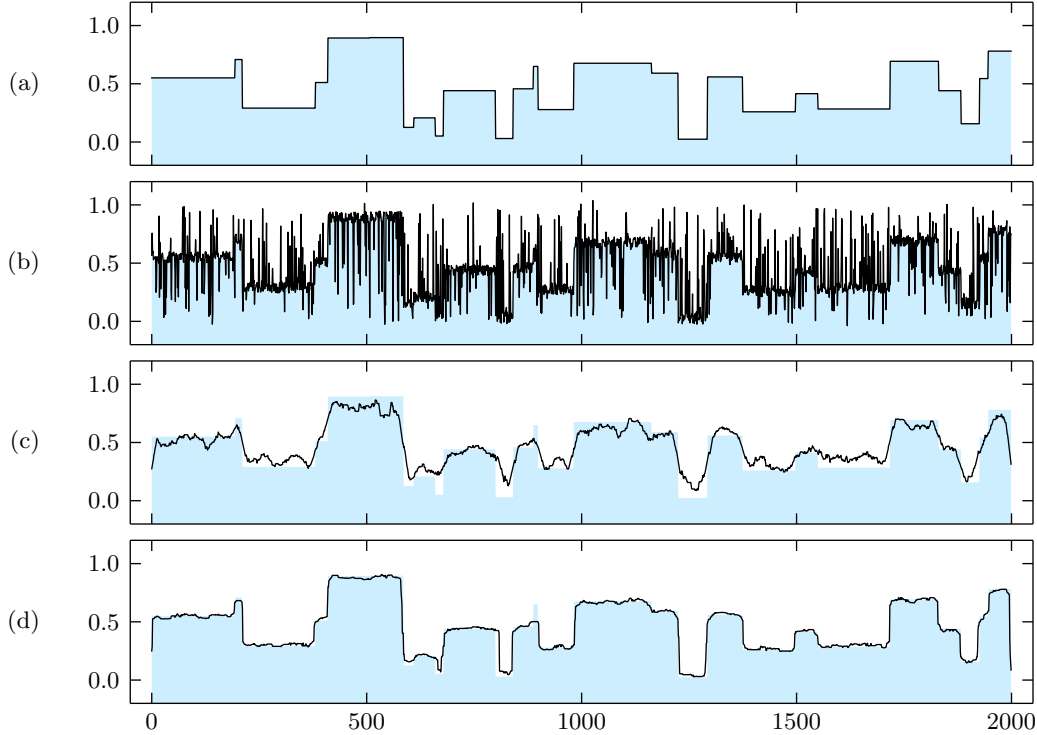


Figure 1: The median filter can recover corrupted data much better than e.g. moving average filters. (a) Original data, $n = 2000$. (b) 25% of data points corrupted, some random noise added. (c) Moving average filter applied, window size $k = 25$. (d) Median filter applied, window size $k = 25$. In all figures, the shaded area represents the original data.

2 Prior Work

Algorithms. There is, of course, a trivial algorithm for median filtering in time $O(nk)$: simply *find the median separately for each window*. This approach, together with sorting networks, can be attractive for hardware implementations of median filters [10], but as a general-purpose algorithm it is inefficient.

Non-trivial algorithms presented in the literature are unanimously based on the following idea: *maintain a data structure that represents the sliding window*. Such a data structure needs to support three operations: “construct”, “find the median”, and “remove the oldest element and add a new element”. With such a data structure, one can first construct it with elements x_1, x_2, \dots, x_k , and then process elements $x_{k+1}, x_{k+2}, \dots, x_n$ one by one, in this order. Concrete ideas for the implementation of the window data structure can be classified as follows:

1. Data structures for B -bit integers. For a small B , we can easily maintain a histogram with 2^B buckets. However, to find the new median we need to find an adjacent unoccupied bucket. The following approaches have been discussed in the literature:
 - (a) linear scanning [3, 5, 6]: worst-case running time $\Theta(n2^B)$
 - (b) binary trees [3, 6]: worst-case running time $\Theta(nB)$
 - (c) van Emde Boas trees [6]: worst-case running time $\Theta(n \log B)$.
2. Efficient comparison-based data structures with a $\Theta(n \log k)$ worst-case running time:
 - (a) a maxheap-minheap pair [2, 4, 6]
 - (b) binary search trees [6]
 - (c) finger trees [6].

3. Inefficient comparison-based data structures with a $\Theta(nk)$ worst-case running time:

- (a) doubly-linked lists [6]
- (b) sorted arrays [1, 6].

In summary, the search for efficient median filter algorithms has focused on the design of an efficient data structure for the sliding window. While it is known that 2-dimensional median filtering can benefit from a clever traversal order [11], it seems that all existing algorithms for 1-dimensional median filtering are based on the idea of doing a single, uniform, in-order traversal of the input vector.

It seems that the present work is the first deviation from this trend in the long history of median filtering algorithms. In essence, we see median filtering as an algorithmic challenge—instead of asking how to construct an efficient *data structure* for the sliding window, we ask how to *pre-process* the input vector so that the sliding window is much easier to maintain.

Applications and Implementations. Median filtering has been applied in statistical data analysis at least since 1920s [7], and it was popularised by Tukey in 1970s [12, Section 7A].

Nowadays, a median filter is a standard subroutine in numerous scientific computing environments and signal processing packages. In *R* it is called “runmed” [22, p. 1507], and in *Mathematica* it is called “MedianFilter” [25]. *Matlab*’s Signal Processing Toolbox, *GNU Octave*’s “signal” package, and *SciPy*’s module “scipy.signal” all provide a median filter function called “medfilt1” [18, 20, 23].

Multidimensional generalisations of the median filter are commonly used in image processing. For example, in *Photoshop* there is a noise reduction filter called “Median” [14], and in *Gimp* there is a “Despeckle” filter, which is a generalisation of the 2-dimensional median filter [15].

Surprisingly, most of the existing implementations of the median filter in scientific computing environments are very inefficient for a large k . The experiments conducted in this work demonstrate that the median filter functions in the current versions of *Matlab*, *Mathematica*, *Octave*, and *SciPy* all exhibit approximately $\Theta(nk)$ complexity for random inputs (see Figure 8 for examples). It should be noted that these software packages typically provide very efficient routines for sorting, which would make the algorithm presented in this work relatively easy to implement.

The only major software package with an efficient $\Theta(n \log k)$ median filter implementation seems to be *R*. For large values of k , the runmed function in *R* applies a high-quality implementation of the double-heap data structure [2, 4, 6]. The end result is very efficient both in theory and in practice, for a wide range of n and k (see Figures 8 and 9 for examples).

We are aware of only one general-purpose median filter implementation that consistently outperforms *R*: an open source C implementation by AShelly from 2011 [26, 27]. This is, again, an implementation of the double-heap technique. Raffel [28] has adapted this implementation to C++, and we will use Raffel’s version as a baseline in our experiments.

Lower Bounds. There is a simple argument that shows that median filtering is at least as difficult as piecewise sorting—see, e.g., Juhola et al. [6] and Krizanc et al. [9]. Assume that $k = 2h + 1$, and assume that we want to sort $n/(3h + 2)$ blocks of size $h + 1$. Construct the input vector x so that before each block we have h times the value $-\infty$ and after each block we have h times the value $+\infty$. If we now apply the median filter, it is easy to see that in the output each block is sorted.

Hence with some linear-time preprocessing and postprocessing, and $O(1)$ invocations of the median filter operation, we can sort n/k blocks of length k . This work shows that the converse is also true.

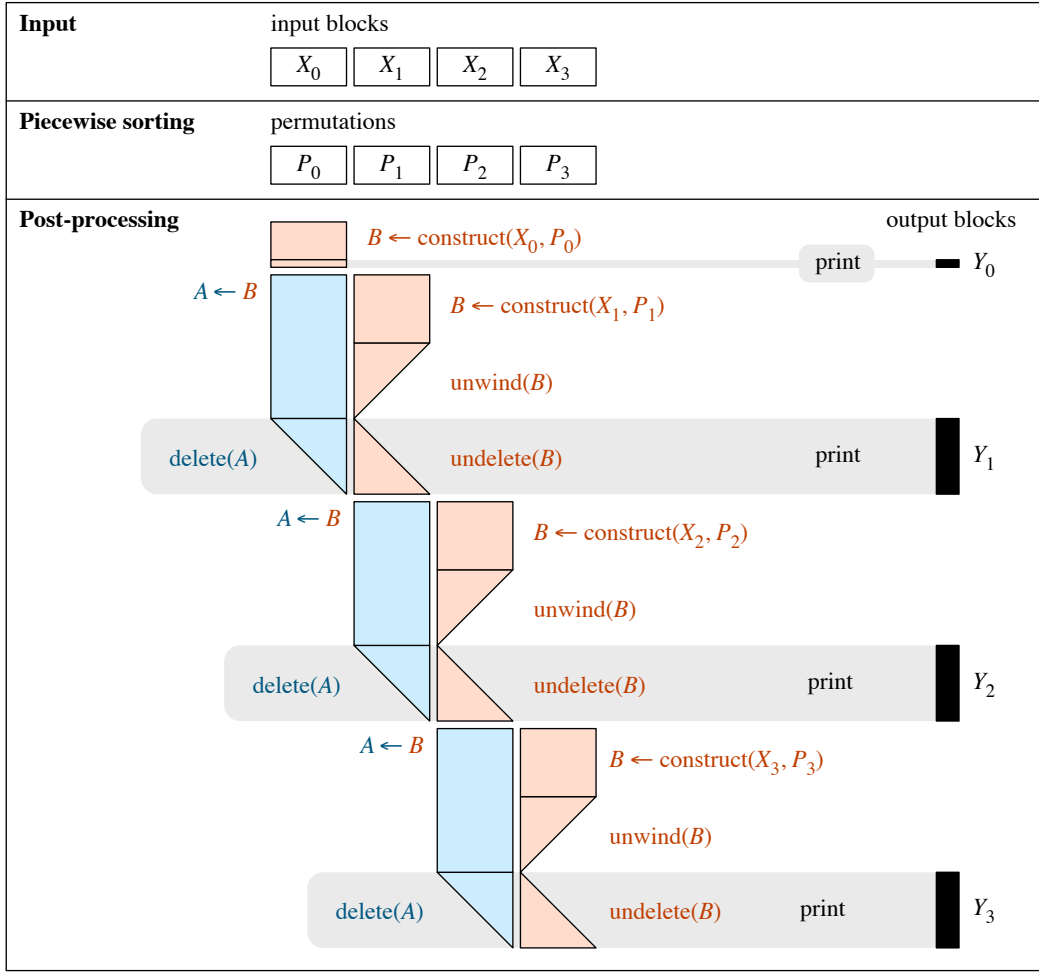


Figure 2: Algorithm overview.

3 Algorithm Overview

Figure 2 provides an illustration of the key definitions and the overall behaviour of the algorithm.

Preliminaries. To keep the presentation easy to follow, we will assume that $n = bk$ and $k = 2h + 1$, for integers h and b . Here h is the size of a *half-window* and b is the number of *blocks*. Extending the algorithm to arbitrary n and k is straightforward.

Throughout this work, we use arrays with bracket notation and **0-based indexing**: if α is an array of length k , then its elements are $\alpha[0], \alpha[1], \dots, \alpha[k - 1]$. We will partition input vector x and output vector y in b arrays of length k , as follows:

$$\underbrace{x_1, x_2, \dots, x_k}_{X_0}, \underbrace{x_{k+1}, x_{k+2}, \dots, x_{2k}}_{X_1}, \dots, \underbrace{x_{bk-k+1}, x_{bk-k+2}, \dots, x_{bk}}_{X_{b-1}},$$

$$\underbrace{\perp, \dots, \perp, y_1}_{Y_0}, \underbrace{y_2, y_3, \dots, y_{k+1}}_{Y_1}, \dots, \underbrace{y_{bk-2k+2}, y_{bk-2k+3}, \dots, y_{bk-k+1}}_{Y_{b-1}}.$$

Here we use the symbol \perp for padding.

Piecewise Sorting. For each j , find a permutation P_j of $\{0, 1, \dots, k-1\}$ that sorts the elements of array X_j . That is, for all $0 \leq s < t < k$ we have $X_j[P_j[s]] \leq X_j[P_j[t]]$.

Postprocessing. The first output array Y_0 is trivial to compute: its only element is $Y_0[k-1] = X_0[P_0[h]]$. Let us now focus on the case of $1 \leq j < b$. Define

$$\alpha_A = X_{j-1}, \quad \alpha_B = X_j, \quad \pi_A = P_{j-1}, \quad \pi_B = P_j, \quad \beta = Y_j.$$

We will show how to find β in time $O(k)$ given $\alpha_A, \alpha_B, \pi_A$, and π_B .

The basic idea is simple: We maintain *sorted doubly-linked lists* L_A and L_B , so that their union $L_A \cup L_B$ represents the sliding window. Initially, L_A contains the elements of block α_A in an increasing order while L_B is empty. At each time step $t = 0, 1, \dots, k-1$, we remove element $\alpha_A[t]$ from L_A , and add element $\alpha_B[t]$ to L_B —we will shortly see how to do this efficiently. In the end, L_A will be empty and L_B will contain the elements of α_B in an increasing order. We augment the data structures L_A and L_B with additional pointers so that we can efficiently find the median of $L_A \cup L_B$ after each time step t .

The key challenge is related to the maintenance of the linked lists L_A and L_B . At first, there seems to be inherent asymmetry:

- Maintenance of L_A is easy: we only need to remove elements from a doubly-linked list.
- Maintenance of L_B is hard: we have to add elements in the right place to keep L_B sorted.

The key insight is that the situation is symmetric with respect to time.

4 Main Ingredient: Time Reversal and Dancing Links

Recall that our goal is to efficiently solve the following task, so that at each point list L is a sorted doubly-linked list:

(P1) insert $\alpha[0], \alpha[1], \dots, \alpha[k-1]$ into L one by one

If we *reverse the time*, our original process becomes

(P2) delete $\alpha[k-1], \alpha[k-2], \dots, \alpha[0]$ from L one by one.

Finally, to recover the original process, we reverse the time again, obtaining

(P3) undo the deletions of $\alpha[0], \alpha[1], \dots, \alpha[k-1]$ one by one.

While (P1) looks difficult to implement, (P2) is easy to solve, and then (P3) can be solved with Knuth’s dancing links technique [8].

We will now explain this idea in more detail. Let us first fix the representation that we will use for linked lists. For list L , we will maintain two arrays of indexes, ‘prev’ and ‘next’. If $\alpha[i]$ is in list L , then $\text{prev}[i]$ is the index of the predecessor of $\alpha[i]$ and $\text{next}[i]$ is the successor of $\alpha[i]$.

Given a permutation π that sorts α , we can easily initialise prev and next so that L contains all elements of α in a sorted order; this takes $O(k)$ time. Deletions are also easy: to delete element $\alpha[i]$ from L , we simply set

$$\text{prev}[\text{next}[i]] \leftarrow \text{prev}[i], \quad \text{next}[\text{prev}[i]] \leftarrow \text{next}[i]. \tag{1}$$

Knuth’s [8] observation is that (1) is easy to reverse:

$$\text{prev}[\text{next}[i]] \leftarrow i, \quad \text{next}[\text{prev}[i]] \leftarrow i. \tag{2}$$

In essence, index i and pointers $\text{prev}[i]$ and $\text{next}[i]$ contain enough information to perfectly undo the deletion of $\alpha[i]$ from list L .

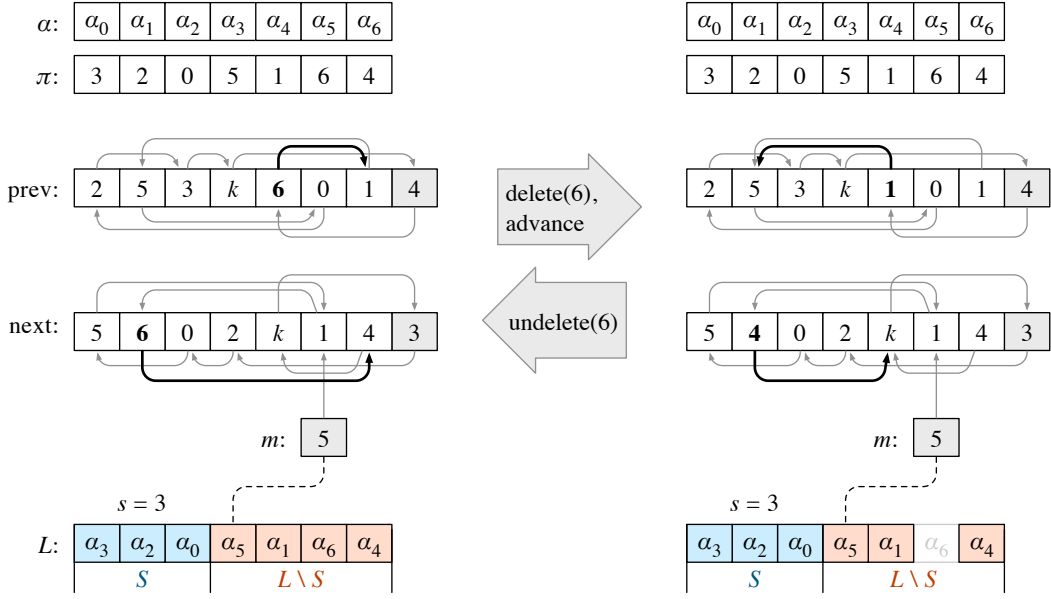


Figure 3: An example of the behaviour of the block data structure.

Hence we can do the following:

1. **Construct** the sorted list L with the help of permutation π .
2. **Unwind** the list by deleting $\alpha[k-1], \alpha[k-2], \dots, \alpha[0]$ in this order. Now list L is empty.
3. At each time step $t = 0, 1, \dots, k-1$, **undo the deletion** of element $\alpha[t]$. In effect, we insert $\alpha[t]$ in the sorted doubly-linked list L in the right position.

The simple idea of combining piecewise sorting, time reversals, and dancing links is all that it takes to design an efficient median filter algorithm. The rest of this work presents the algorithm in more detail.

5 Block Data Structure

The algorithm relies on *block data structures* (see Figure 3). Conceptually, a block data structure B is a tuple $(\alpha_B, \pi_B, L_B, s_B)$, where array α_B is one block of input, array π_B is the permutation that sorts α_B , list L_B contains some subset of the elements of α_B , and s_B is a counter between 0 and $|L_B|$. We say that the first s_B elements of list L_B are *small*, and the rest of the elements are *large*. We will omit subscript B when it is clear from the context.

When a block data structure is created, list L_B will contain all $k = 2h + 1$ elements of α_B , and the first h of them will be small. We can then delete elements, undo deletions, and adjust s_B .

5.1 Interface

The block data structure B supports the operations shown in Figure 4. The time complexity of construct and unwind is $O(k)$, and for all other operations it is $O(1)$. Deletions and undeletions must be *properly nested*. For example, this sequence of operations is permitted:

$$\text{delete}(B, 15), \text{delete}(B, 3), \text{undelete}(B, 3), \text{undelete}(B, 15).$$

However, this sequence of operations is not permitted:

$$\text{delete}(B, 15), \text{delete}(B, 3), \text{undelete}(B, 15), \text{undelete}(B, 3).$$

construct (α, π):	Return $B = (\alpha, \pi, L, s)$, where: $L = (\alpha[\pi[0]], \alpha[\pi[1]], \dots, \alpha[\pi[k-1]])$ $s = h$
delete (B, i):	Remove $\alpha[i]$ from L $s \leftarrow \max\{0, s-1\}$
undelete (B, i):	Put $\alpha[i]$ back to L
unwind (B):	$\text{delete}(B, k-1), \text{delete}(B, k-2), \dots, \text{delete}(B, 0)$
advance (B):	$s \leftarrow s+1$
small (B):	Return s
peek (B):	Return the first large element, or $+\infty$ if all elements are small

Figure 4: Block data structure interface.

5.2 Assumption: Stable Sorting

For convenience, we will assume that permutation π is a stable sort of input α . In practice, we can very efficiently find such a π as follows: construct an array of pairs $(\alpha[i], i)$, sort it in lexicographic order with any sorting algorithm, and then pick the second element of each pair. This way we have constructed π and also guaranteed stability.

We could also do without a stable sort if we slightly modified the algorithm. In essence, we could first construct the inverse permutation π^{-1} and then use $\pi^{-1}[i]$ instead of $(\alpha[i], i)$ in comparisons.

5.3 Implementation

To implement the block data structure B , we will use the following fields in addition to input α , permutation π , and counter s (see Figure 3):

- prev, next: arrays of length $k+1$,
- m : integer between 0 and k .

Assume that $L = (\alpha[p_0], \alpha[p_1], \dots, \alpha[p_{c-1}])$. For convenience, let $p_{-1} = p_c = k$. We will maintain the following invariants:

- $\text{next}[k] = p_0$ and $\text{next}[p_i] = p_{i+1}$ for all i ,
- $\text{prev}[k] = p_{c-1}$ and $\text{prev}[p_i] = p_{i-1}$ for all i ,
- $m = p_s$.

Define $\alpha[k] = +\infty$. Given any index i with $\alpha[i] \in L$, it is easy to check if $\alpha[i]$ is small: see if $(\alpha[i], i) < (\alpha[m], m)$ in lexicographic order—recall that we assumed that this is compatible with permutation π .

We are now ready to explain how to implement each operation; the algorithm is given in Figure 5. While some care is needed in the corner cases (e.g., $m = k$ or $i = m$), it is relatively easy to verify that the invariants are maintained and that the implementation is correct.

6 Complete Algorithm

We will now present the complete sorting-based median filter algorithm. Recall that $n = bk$ and $k = 2h + 1$. The input vector x is partitioned in arrays X_0, X_1, \dots, X_{b-1} .

construct (α, π):	$p \leftarrow k$ For each $i = 0, 1, \dots, k - 1$: $q \leftarrow \pi[i]$ $\text{next}[p] \leftarrow q$ $\text{prev}[q] \leftarrow p$ $p \leftarrow q$ $\text{next}[p] \leftarrow k$ $\text{prev}[k] \leftarrow p$ $s \leftarrow h$ $m \leftarrow \pi[h]$
delete (B, i):	$\text{next}[\text{prev}[i]] \leftarrow \text{next}[i]$ $\text{prev}[\text{next}[i]] \leftarrow \text{prev}[i]$ If $\alpha[i]$ was small: $s \leftarrow s - 1$ If $\alpha[i]$ was large and $m = i$: $m \leftarrow \text{next}[m]$ If $\alpha[i]$ was large and $s > 0$: $m \leftarrow \text{prev}[m]$ $s \leftarrow s - 1$
undelete (B, i):	$\text{next}[\text{prev}[i]] \leftarrow i$ $\text{prev}[\text{next}[i]] \leftarrow i$ If $\alpha[i]$ is small: set $m \leftarrow \text{prev}[m]$
unwind (B):	For each $i = k - 1, k - 2, \dots, 0$: $\text{next}[\text{prev}[i]] \leftarrow i$ $\text{prev}[\text{next}[i]] \leftarrow i$ $m \leftarrow k, s \leftarrow 0$
advance (B):	$m \leftarrow \text{next}[m]$ $s \leftarrow s + 1$
small (B):	Return s
peek (B):	Return $\alpha[m]$

Figure 5: Block data structure implementation.

We will now argue that the invariant indeed holds throughout the algorithm. Let us first make some easy observations:

1. Invariant (3) holds before step (\dagger) for iteration $j = 1$ and $i = 0$.
2. Assume that invariant (3) holds after step (\dagger) for some iteration $j = j_0$ and $i = i_0 < k - 1$. Then it holds before step (\dagger) for iteration $j = j_0$ and $i = i_0 + 1$.
3. Assume that invariant (3) holds after step (\dagger) for some iteration $j = j_0 < b - 1$ and $i = k - 1$. Then it holds before step (\dagger) for iteration $j = j_0 + 1$ and $i = 0$.

The nontrivial part is covered in the following lemma.

Lemma 1. *Assume that invariant (3) holds before step (\dagger) for some iteration $j = j_0$ and $i = i_0$. Then it holds before step (\dagger) for the same iteration $j = j_0$ and $i = i_0$.*

Proof. We will use the following convention to refer to the states of block data structures A and B :

- A and B to refer to the original states before step (\dagger),
- \dot{A} and \dot{B} to refer to the new states after delete and undelete operations,
- \ddot{A} and \ddot{B} to refer to the new states before step (\dagger).

First, assume that $S_A = \emptyset$. Then all elements of L_A are strictly larger than any element of $S_B = H_{AB}$. If $\alpha_B[i]$ is large, $\text{undelete}(B, i)$ does not change S_B ; if $\alpha_B[i]$ is small, $\text{undelete}(B, i)$ replaces the largest element of S_B with $\alpha_B[i]$. In both cases, $s_{\dot{B}} = h$ and therefore $\dot{A} = \ddot{A}$ and $\dot{B} = \ddot{B}$. We conclude that

$$S_{\ddot{A}} = \emptyset, \quad S_{\ddot{B}} = H_{\ddot{A}\ddot{B}}.$$

Second, assume that $S_A \neq \emptyset$. In this case the $\text{delete}(A, i)$ operation decreases the size of S_A , and we have

$$s_{\dot{A}} = s_A - 1, \quad s_{\dot{B}} = s_B, \quad s_{\dot{A}} + s_{\dot{B}} = h - 1.$$

Hence we will perform one advance operation, after which $s_{\ddot{A}} + s_{\ddot{B}} = h$. However, it is not entirely obvious that this results in $S_{\ddot{A}} \cup S_{\ddot{B}} = H_{\ddot{A}\ddot{B}}$, too. To prove this, some case analysis is needed. The critical elements are

$$\begin{array}{lll} a_A = \alpha_A[i], & p_A = \max S_A, & q_A = \min(L_A \setminus S_A), \\ a_B = \alpha_B[i], & p_B = \max S_B, & q_B = \min(L_B \setminus S_B). \end{array}$$

By definition, $\max\{p_A, p_B\} < \min\{q_A, q_B\}$, but this still leaves us with a large number of possible total orders of $\{a_A, p_A, q_A, a_B, p_B, q_B\}$ that we need to consider—also note that a_A may be equal to p_A or q_A . However, there are only seven cases that are essentially different from the perspective of what the algorithm does. The seven cases are illustrated in Figure 7 and listed in Table 1—each of them corresponds to a partial order of $\{a_A, p_A, q_A, a_B, p_B, q_B\}$, and these partial orders together cover all possible total orders. We can verify that in each case

$$S_{\dot{A}} \subseteq H_{\dot{A}\dot{B}}, \quad S_{\dot{A}} \subseteq H_{\dot{A}\dot{B}}, \quad S_{\dot{B}} \subseteq H_{\dot{A}\dot{B}}, \quad S_{\dot{A}} \cup S_{\dot{B}} = H_{\dot{A}\dot{B}}. \quad \square$$

6.4 Implementations

Two implementations of the sorting-based median algorithm are available online [29]:

1. A simple Python implementation that is easy to follow.
2. A highly optimised C++11 version.

A compact version of the Python implementation without comments and assertions is also reproduced in Appendix A.1.

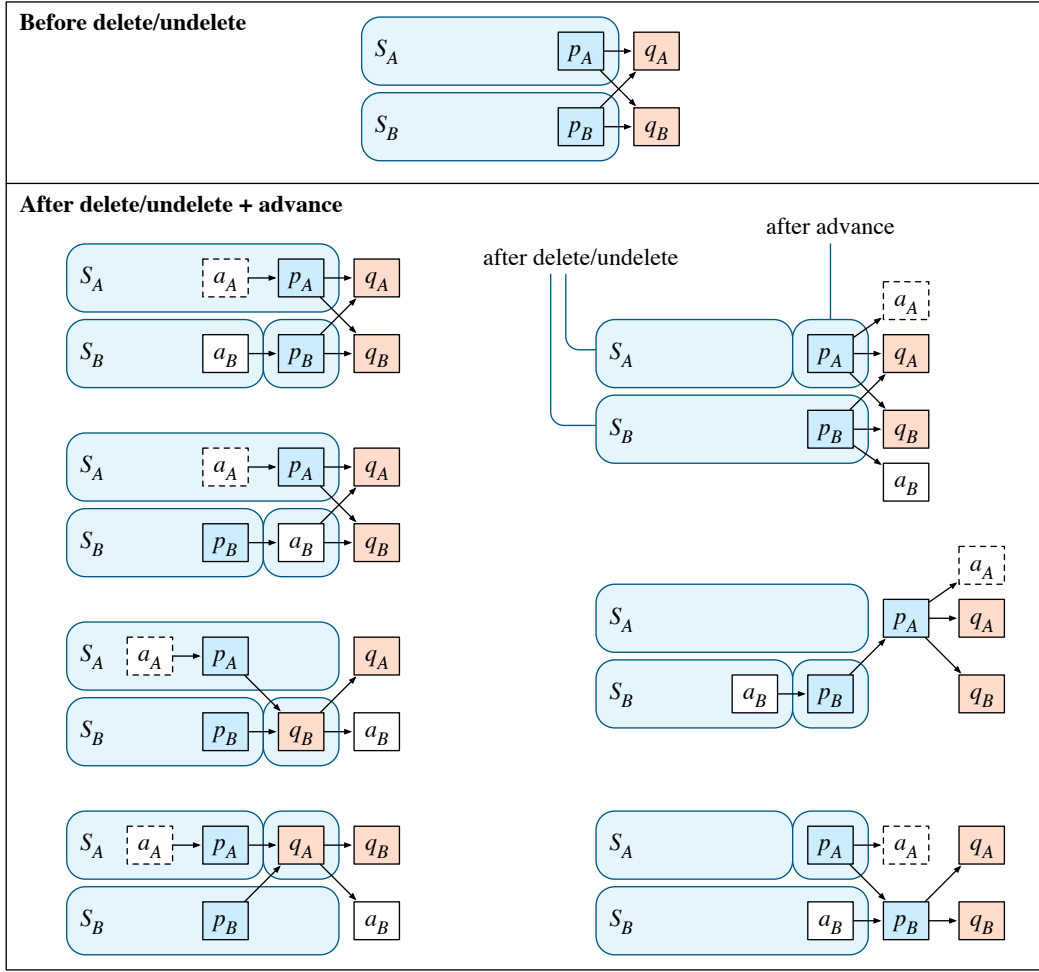


Figure 7: Case analysis in the proof of Lemma 1. Here a_A is the element that we delete from A with the $\text{delete}(A, i)$ operation, and a_B is the element that we add to B with the $\text{undelete}(B, i)$ operation. Finally, we apply either $\text{advance}(A)$ or $\text{advance}(B)$. See also Table 1.

Partial order	$H_{\dot{A}\dot{B}}$	$S_{\dot{A}}$	$S_{\dot{B}}$	$S_{\ddot{A}}$	$S_{\ddot{B}}$
$a_A < p_A$					
$a_B < p_B$	$H_{AB} - a_A + a_B$	$S_A - a_A$	$S_B - p_B + a_B$	$S_{\dot{A}}$	$S_{\dot{B}} + p_B$
$p_B < a_B < \min\{q_A, q_B\}$	$H_{AB} - a_A + a_B$	$S_A - a_A$	S_B	$S_{\dot{A}}$	$S_{\dot{B}} + a_B$
$q_B < \min\{q_A, a_B\}$	$H_{AB} - a_A + q_B$	$S_A - a_A$	S_B	$S_{\dot{A}}$	$S_{\dot{B}} + q_B$
$q_A < \min\{q_B, a_B\}$	$H_{AB} - a_A + q_A$	$S_A - a_A$	S_B	$S_{\dot{A}} + q_A$	$S_{\dot{B}}$
$p_A \leq a_A$					
$p_B < a_B$	H_{AB}	$S_A - p_A$	S_B	$S_{\dot{A}} + p_A$	$S_{\dot{B}}$
$a_B < p_B < p_A$	$H_{AB} - p_A + a_B$	$S_A - p_A$	$S_B - p_B + a_B$	$S_{\dot{A}}$	$S_{\dot{B}} + p_B$
$\max\{a_B, p_A\} < p_B$	$H_{AB} - p_B + a_B$	$S_A - p_A$	$S_B - p_B + a_B$	$S_{\dot{A}} + p_A$	$S_{\dot{B}}$

Table 1: Case analysis in the proof of Lemma 1. We use the shorthand notation $U + e = U \cup \{e\}$ and $U - e = U \setminus \{e\}$. See Figure 7 for illustrations.

7 Experiments

We will now present the experiments in which we compare the performance of the new sorting-based median filter algorithm with **9 other implementations** of median filter algorithms, including the median filter functions from *R*, *Matlab*, *GNU Octave*, *SciPy*, and *Mathematica*. It turns out that our sorting-based median filter algorithm performs consistently very well in comparison with the other implementations.

For a broad range of window sizes (between $h = 10$ and $h = 5 \cdot 10^7$) and for various input distributions, our implementation never loses by more than 20 % in comparison with the fastest median filter algorithm from prior work. In many cases, our algorithm outperforms all competing implementations by a large factor—by a factor up to 3 for uniform random inputs and by a factor up to 8 for more benign input distributions.

7.1 Implementations

We will now describe the 11 implementations that we benchmarked. We start with our new algorithm and two simple baseline algorithms—all of these are optimised C++11 implementations:

SortMedian: The sorting-based median algorithm described in this work. For sorting, we use `std::sort` from the C++ standard library.

TreeMedian: The sliding window is maintained as a pair of balanced search trees. We use `std::multiset` from the C++ standard library—this is typically a highly optimised implementation of a red-black tree.

MoveMedian: The sliding window is maintained as a sorted array. Binary search is used to locate the part of the array that needs to be moved in order to accommodate the new element. Standard library routines `std::copy` and `std::copy_backward` are used to efficiently move a block of data.

We have also included an efficient open source median filter implementation in our testing framework—while the algorithm idea dates back to 1980s, this is a modern C++ implementation from 2011:

HeapMedian: The sliding window is maintained as a double heap [2, 4, 6]. This is Raffel’s adaptation [28] of AShelly’s implementation [26, 27], with very minor modifications.

The source code of the above algorithms, as well as a unified testing framework, is available online [29]. To ensure correctness, there is also a verification tool that compares the outputs of all four implementations against each other.

In addition to these C++ implementations, we also benchmark median filter routines that are available in the following scientific computing environments and signal processing packages:

- *R* [21], a free software for statistical computing,
- *Matlab* [17], a commercial numerical computing environment,
- *GNU Octave* [19], a free numerical computing environment,
- *SciPy* [16], a collection of Python modules for scientific computing,
- *Mathematica* [24], a commercial symbolic computing environment.

In total, six algorithm implementations were benchmarked:

***R*, `runmed(“Turlach”)`:** The standard routine “runmed” [22, p. 1507] in *R*, with parameter “algorithm” set to “Turlach”. This implementation maintains the sliding window as a double heap.

***R*, `runmed(“Stuetzle”)`:** As above, but with parameter “algorithm” set to “Stuetzle”. This implementation maintains the sliding window as a sorted array.

Octave, medfilt1: Function “medfilt1” [20] in *GNU Octave*’s “signal” package. Based on the source code, this function maintains a sorted array.

Matlab, medfilt1: Function “medfilt1” [18] in *Matlab*. Based on the source code, this function finds the median separately for each possible location of the sliding window.

SciPy, scipy.signal.medfilt: Function “scipy.signal.medfilt” [23] in *SciPy*. Based on the source code, this function finds the median by sorting the sliding window.

Mathematica, MedianFilter: Function “MedianFilter” [25] in *Mathematica*. No source code or information on the algorithm is publicly available.

Finally, to be fair with software packages that rely on median filter implementations written in high-level languages, we also tested a *very slow* implementation of our sorting-based algorithm:

SortMedian.py: The simple Python implementation from Appendix A.1.

7.2 Comparison of All Implementations

We will start with a broad comparison of all 11 implementations described in Section 7.1. The experiments were conducted as follows (with a few exceptions, see below):

- We keep bh fixed and vary h . This is approximately equivalent to keeping the size of input vector $n = (2h + 1)b$ fixed and varying the window size $k = 2h + 1$.
- Input consists of independent, uniformly distributed, random 32-bit integers, or its closest equivalent that is supported in the computing environment that we benchmark.
- Each experiment was ran 10 times with different random seeds.
- The plots report the median running times.
- The experiments were ran on the same OS X computer equipped with a 1.7 GHz Intel Core i7 processor and 8 GB of RAM.

The following exceptions were made:

- *Mathematica*: Only 1 experiment was ran, as this was by far the slowest implementation.
- *Matlab*: This implementation required huge amounts of memory. In the end, we resorted to a high-end Linux computer equipped with a 2.8 GHz Intel Xeon processor and 256 GB of RAM. Only 1 experiment was ran, as this is clearly not among the fastest implementations.
- *R*: The running times of the fastest experiments (below 10 ms) are averages of 10 or 100 trials.

Detailed information on the software versions and computing platforms is given in Table 2. The source code of the test suite and the raw test results are available online [29].

First we ran experiments with small parameter values $bh = 10^4$ and $bh = 10^5$ for all implementations; the results are reported in Figure 8 in the appendix. From the log-log plots it is easy to see that most of the implementations exhibit running times that are approximately proportional to nk . Only four implementations provide a decent performance and scalability: SortMedian, HeapMedian, TreeMedian, and *R*’s “Turlach” implementation.

Then we repeated the experiments with the most promising implementations for larger parameter values $bh = 10^6$ and $bh = 10^7$. The results are reported in Figure 9. The key finding is that SortMedian and HeapMedian consistently outperform all other implementations for large inputs. In the next section, we will focus on these two implementations.

Software	Function	Versions	Platform
<i>R</i> [21]	runmed [22]	R 3.1.0	OS X
<i>Octave</i> [19]	medfilt1 [20]	GNU Octave 3.8.1 signal 1.3.0	OS X
<i>Matlab</i> [17]	medfilt1 [18]	Matlab R2014a (8.3.0.532)	Linux
<i>SciPy</i> [16]	scipy.signal.medfilt [23]	Python 2.7.7 numpy 1.8.1 scipy 0.14.0	OS X
<i>Mathematica</i> [24]	MedianFilter [25]	Mathematica 9.0.1.0	OS X

OS X: Intel Core i7, 1.7 GHz, 8 GB RAM.
Linux: Intel Xeon, 2.8 GHz, 256 GB RAM.

Table 2: The software versions and platforms used in the experiments of Section 7.2 and Figures 8–9.

7.3 Comparison of HeapMedian and SortMedian

We will now do a more detailed comparison of the fastest algorithms, HeapMedian and SortMedian. These tests were conducted as follows:

- We keep bh fixed and vary h . In total, we use 66 different combinations of h and b .
- We use 2 different versions of the implementations: one for 32-bit inputs and one for 64-bit inputs.
- We use 7 different generators to produce the input array x :
 1. *asc*: ascending values, $x[i] = i$.
 2. *desc*: descending values, $x[i] = n - i$.
 3. *r-asc*: ascending values + small uniform random noise, $i \leq x[i] < i + 10^4$.
 4. *r-desc*: descending values + small uniform random noise, $n - i \leq x[i] < n - i + 10^4$.
 5. *r-large*: large uniform random integers (32-bit or 64-bit).
 6. *r-small*: small uniform random integers, $0 \leq x[i] < 10^4$.
 7. *r-block*: piecewise constant data + small uniform random noise.
- For each combination of a version and a generator, we run the experiment for 5 times, with different random seeds.
- The plots report the median (solid curve) and the region from the 2nd decile to the 9th decile (shading). That is, the shaded area represents 80 % of the experiments.
- The experiments were ran on Linux, using the Intel Xeon nodes of the Triton cluster [13], with one processor allocated for each experiment.
- To compile the code, we used GCC version 4.8.2 and GCC’s implementation of the C++ standard library (a.k.a. libstdc++).

In total, this setup results in $66 \times 2 \times 7 \times 5 = 4620$ experiments per algorithm. The full source code and the raw test results are available online [29]. An overview of the results is given in Figure 10 in the appendix, and selected examples of generator-specific results are shown in Figures 11–13. Note that the y axis is linear in these plots.

As we can see from the plots, SortMedian typically performs better than HeapMedian. The running times are consistently low. HeapMedian is a clear winner only for very small window sizes, while SortMedian typically wins by a large factor for larger windows.

One the most interesting findings is shown in Figures 12 and 13. These plots demonstrate that SortMedian makes a very effective use of partially sorted inputs, while such inputs are actually more difficult for HeapMedian than uniform random inputs. Perhaps the most important factor here is the locality of memory references and cache efficiency.

Acknowledgements

Computer resources were provided by the Aalto University School of Science “Science-IT” project [13]. Many thanks to David Eppstein, Geoffrey Irving, Petteri Kaski, Pat Morin, and Saeed for comments and discussions. This problem has been discussed online on Theoretical Computer Science Stack Exchange [30] and Google+ [31].

References

- [1] M. Omair Ahmad and Duraisamy Sundararajan. A fast algorithm for two-dimensional median filtering. *IEEE Transactions on Circuits and Systems*, 34(11):1364–1374, 1987. doi:10.1109/TCS.1987.1086059.
- [2] Jaakko T. Astola and T. George Campbell. On computation of the running median. *IEEE Transactions on Acoustics, Speech, and Signal Processing*, 37(4):572–574, 1989. doi:10.1109/29.17539.
- [3] E. Ataman, V. K. Aatre, and K. M. Wong. A fast method for real-time median filtering. *IEEE Transactions on Acoustics, Speech, and Signal Processing*, 28(4):415–421, 1980. doi:10.1109/TASSP.1980.1163426.
- [4] W. Härdle and W. Steiger. Algorithm AS 296: Optimal median smoothing. *Applied Statistics*, 44(2):258, 1995. doi:10.2307/2986349.
- [5] Thomas S. Huang, George J. Yang, and Gregory Y. Tang. A fast two-dimensional median filtering algorithm. *IEEE Transactions on Acoustics, Speech, and Signal Processing*, 27(1):13–18, 1979. doi:10.1109/TASSP.1979.1163188.
- [6] Martti Juhola, Jyrki Katajainen, and Timo Raita. Comparison of algorithms for standard median filtering. *IEEE Transactions on Signal Processing*, 39(1):204–208, 1991. doi:10.1109/78.80784.
- [7] W. Willford I. King. An improved method for measuring the seasonal factor. *Journal of the American Statistical Association*, 19(147):301–313, 1924. doi:10.1080/01621459.1924.10502887.
- [8] Donald E. Knuth. Dancing links. In Jim Davies, Bill Roscoe, and Jim Woodcock, editors, *Millennial Perspectives in Computer Science: Proceedings of the 1999 Oxford–Microsoft Symposium in Honour of Sir Tony Hoare*, Cornerstones of Computing, pages 187–214. Palgrave Macmillan, 2000. arXiv:cs/0011047.
- [9] Danny Krizanc, Pat Morin, and Michiel Smid. Range mode and range median queries on lists and trees. *Nordic Journal of Computing*, 12(1):1–17, 2005.
- [10] Kemal Oflazer. Design and implementation of a single-chip 1-D median filter. *IEEE Transactions on Acoustics, Speech, and Signal Processing*, 31(5):1164–1168, 1983. doi:10.1109/TASSP.1983.1164203.
- [11] Simon Perreault and Patrick Hebert. Median filtering in constant time. *IEEE Transactions on Image Processing*, 16(9):2389–2394, 2007. doi:10.1109/TIP.2007.902329.
- [12] John W. Tukey. *Exploratory Data Analysis*. Addison-Wesley, Reading, MA, 1977.

Software and Hardware

- [13] Science-IT. Aalto University, School of Science, July 2012. http://sci.aalto.fi/en/research/muu_tutkimustoiminta/science-it/, accessed 2014-06-05.
- [14] Adobe. *Photoshop CS 6 Help, Filter effects reference*, 2014. <https://helpx.adobe.com/photoshop/using/filter-effects-reference.html>, accessed 2014-06-05.
- [15] GIMP Documentation Team. *GNU Image Manipulation Program, Enhance filters, Despeckle*, 2014. <http://docs.gimp.org/en/plugin-despeckle.html>, accessed 2014-06-05.
- [16] Eric Jones, Travis Oliphant, Pearu Peterson, et al. *SciPy: Open source scientific tools for Python*, 2001–2014. <http://www.scipy.org/>, accessed 2014-06-05.
- [17] MathWorks. *MATLAB R2014a*. Natick, Massachusetts, 2014.
- [18] MathWorks. *MATLAB Signal Processing Toolbox, medfilt1*. Natick, Massachusetts, 2014. <http://www.mathworks.se/help/signal/ref/medfilt1.html>, accessed 2014-06-05.
- [19] Octave community. *GNU Octave 3.8.1*, 2014. <http://www.gnu.org/software/octave/>.
- [20] Octave community. *Octave signal package, medfilt1*, January 2014. <http://octave.sourceforge.net/signal/function/medfilt1.html>, accessed 2014-06-05.
- [21] R Core Team. *R: A Language and Environment for Statistical Computing*. R Foundation for Statistical Computing, Vienna, Austria, 2014. <http://www.r-project.org/>.
- [22] R Core Team. *R: A Language and Environment for Statistical Computing, Reference Index, Version 3.1.0*. Vienna, Austria, April 2014. <http://cran.r-project.org/doc/manuals/r-release/fullrefman.pdf>, accessed 2014-06-05.
- [23] Scipy Community. *SciPy Reference Guide, Signal Processing, scipy.signal.medfilt*, May 2014. <http://docs.scipy.org/doc/scipy/reference/generated/scipy.signal.medfilt.html>, accessed 2014-06-05.
- [24] Wolfram. *Mathematica 9*. Champaign, Illinois, 2012.
- [25] Wolfram. *Mathematica 9 Documentation Center, MedianFilter*. Champaign, Illinois, 2014. <https://reference.wolfram.com/mathematica/ref/MedianFilter.html>, accessed 2014-06-05.

Online Forums and Code Repositories

- [26] AShelly. mediator.c. GitHub, 2011. <https://gist.github.com/ashelly/5665911>, last modified 2013-05-28, accessed 2014-06-05.
- [27] AShelly. Rolling median in C – Turlach implementation. StackOveflow, May 2011. <http://stackoverflow.com/a/5970314>, last modified 2013-05-30, accessed 2014-06-05.
- [28] Colin Raffel. median-filter. GitHub, 2012. <https://github.com/craffel/median-filter>, last modified 2012-12-21, accessed 2014-05-20.
- [29] Jukka Suomela. Median filter, version 2014-06-05. ZENODO, 2014. doi:10.5281/zenodo.10325. Also available on <https://github.com/suomela/median-filter> and <https://bitbucket.org/suomela/median-filter>.
- [30] Jukka Suomela, David Eppstein, Geoffrey Irving, et al. Nontrivial algorithm for computing a sliding window median. Theoretical Computer Science Stack Exchange, March 2014. <http://cstheory.stackexchange.com/q/21730>, last modified 2014-04-13, accessed 2014-06-05.
- [31] Jukka Suomela, Pat Morin, and David Eppstein. Nontrivial algorithm for computing a sliding window median. Google+, March 2014. <https://plus.google.com/+JukkaSuomela/posts/JWtBkytfJsA>, last modified 2014-03-26, accessed 2014-06-05.

A Appendix

A.1 Python Implementation

```
def create_array(n):
    return [None] * n

def sort_block(alpha):
    pairs = [(alpha[i], i) for i in range(len(alpha))]
    return [i for v,i in sorted(pairs)]

class Block:
    def __init__(self, h, alpha):
        self.k = len(alpha)
        self.alpha = alpha
        self.pi = sort_block(alpha)
        self.prev = create_array(self.k + 1)
        self.next = create_array(self.k + 1)
        self.tail = self.k
        self.init_links()
        self.m = self.pi[h]
        self.s = h

    def init_links(self):
        p = self.tail
        for i in range(self.k):
            q = self.pi[i]
            self.next[p] = q
            self.prev[q] = p
            p = q
        self.next[p] = self.tail
        self.prev[self.tail] = p

    def unwind(self):
        for i in range(self.k-1, -1, -1):
            self.next[self.prev[i]] = self.next[i]
            self.prev[self.next[i]] = self.prev[i]
        self.m = self.tail
        self.s = 0

    def delete(self, i):
        self.next[self.prev[i]] = self.next[i]
        self.prev[self.next[i]] = self.prev[i]
        if self.is_small(i):
            self.s -= 1
        else:
            if self.m == i:
                self.m = self.next[self.m]
            if self.s > 0:
                self.m = self.prev[self.m]
            self.s -= 1
```

```

def undelete(self, i):
    self.next[self.prev[i]] = i
    self.prev[self.next[i]] = i
    if self.is_small(i):
        self.m = self.prev[self.m]

def advance(self):
    self.m = self.next[self.m]
    self.s += 1

def at_end(self):
    return self.m == self.tail

def peek(self):
    return float('Inf') if self.at_end() else self.alpha[self.m]

def get_pair(self, i):
    return (self.alpha[i], i)

def is_small(self, i):
    return self.at_end() or self.get_pair(i) < self.get_pair(self.m)

def sort_median(h, b, x):
    k = 2 * h + 1
    B = Block(h, x[0:k])
    y = []
    y.append(B.peak())
    for j in range(1, b):
        A = B
        B = Block(h, x[j*k:(j+1)*k])
        B.unwind()
        for i in range(k):
            A.delete(i)
            B.undelete(i)
            if A.s + B.s < h:
                if A.peak() <= B.peak():
                    A.advance()
                else:
                    B.advance()
            y.append(min(A.peak(), B.peak()))
    return y

```

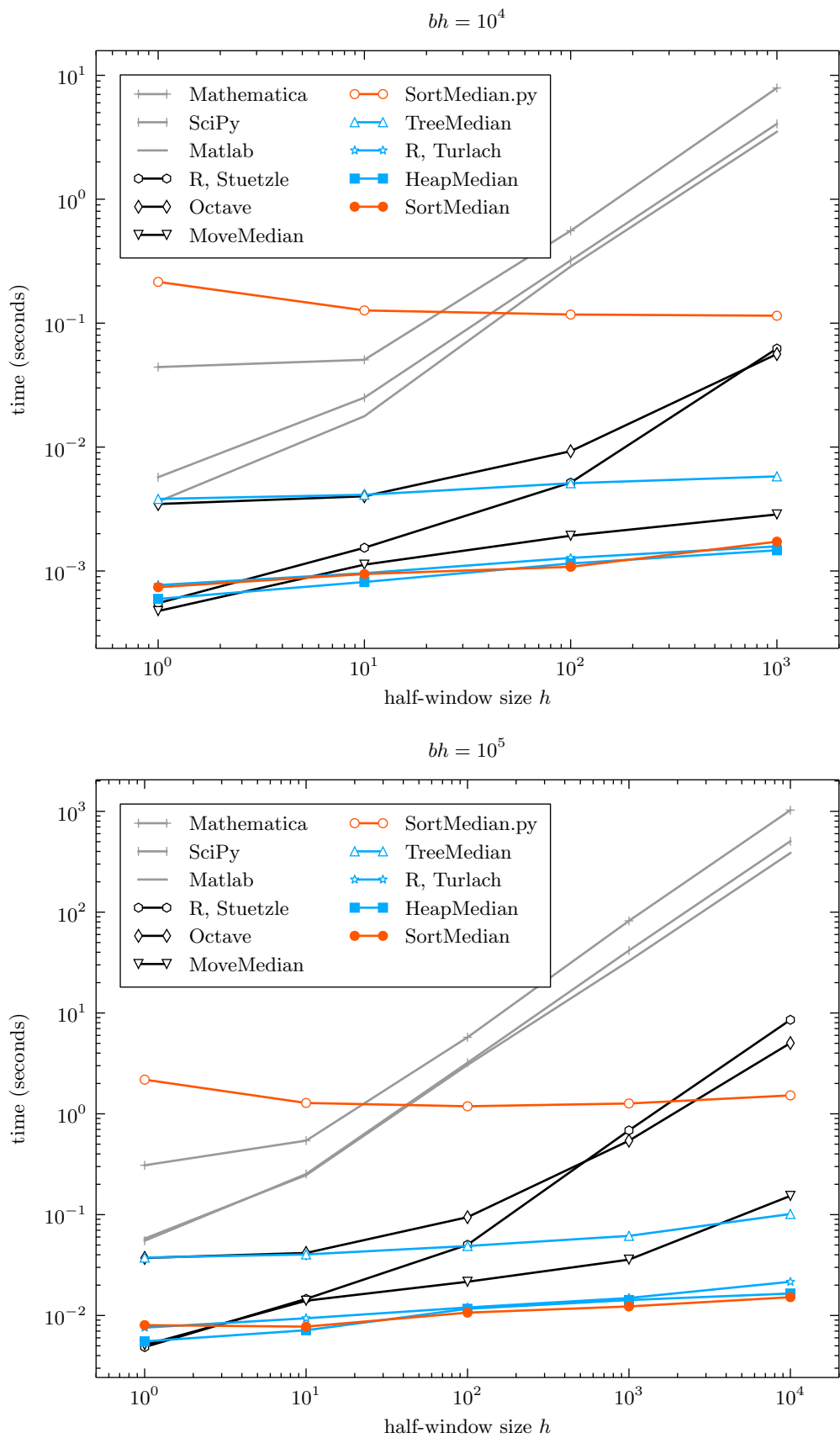


Figure 8: Comparison of all implementations, for $bh = 10^4$ and $bh = 10^5$.

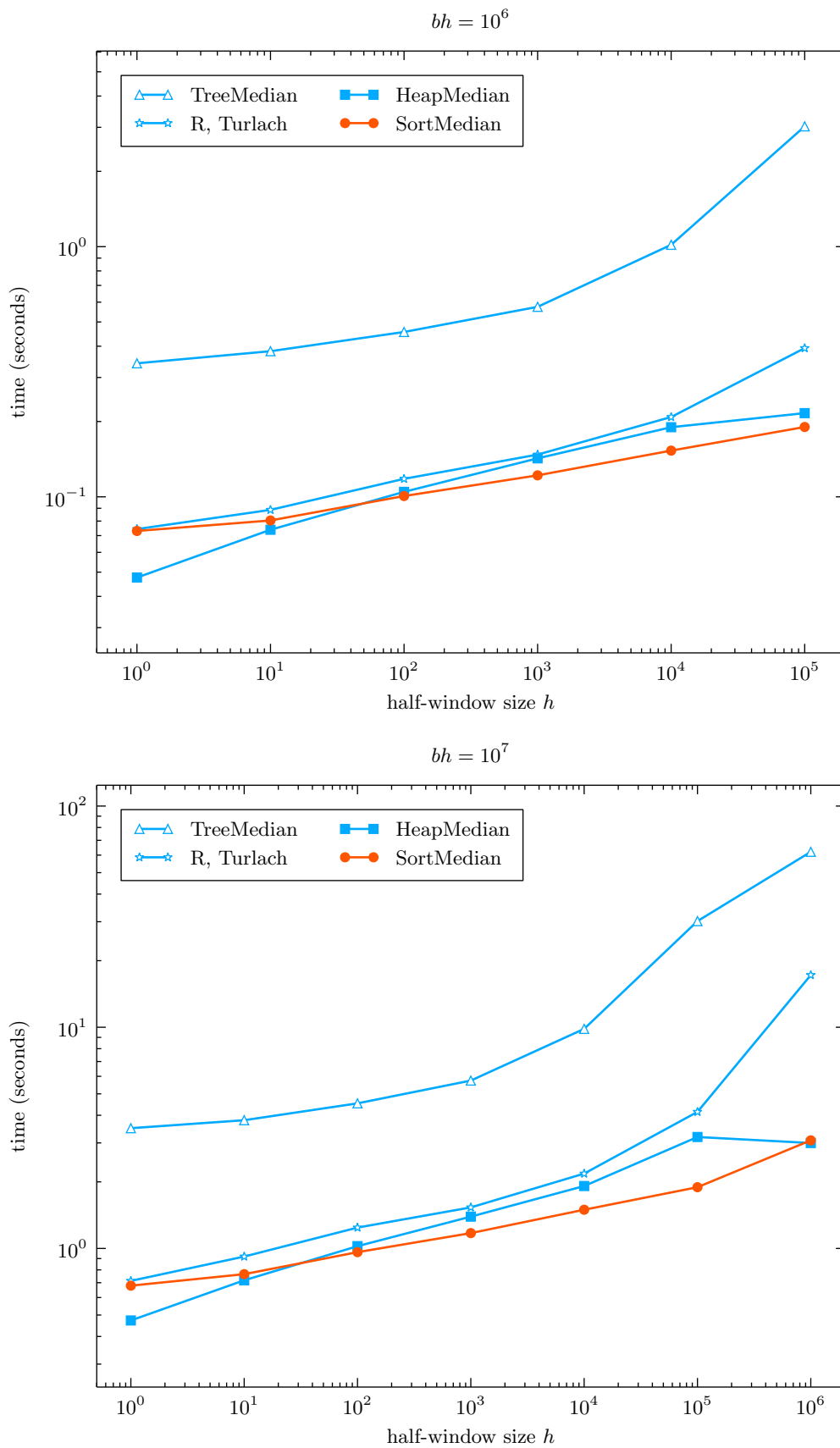


Figure 9: Comparison of the fastest implementations, for $bh = 10^6$ and $bh = 10^7$.

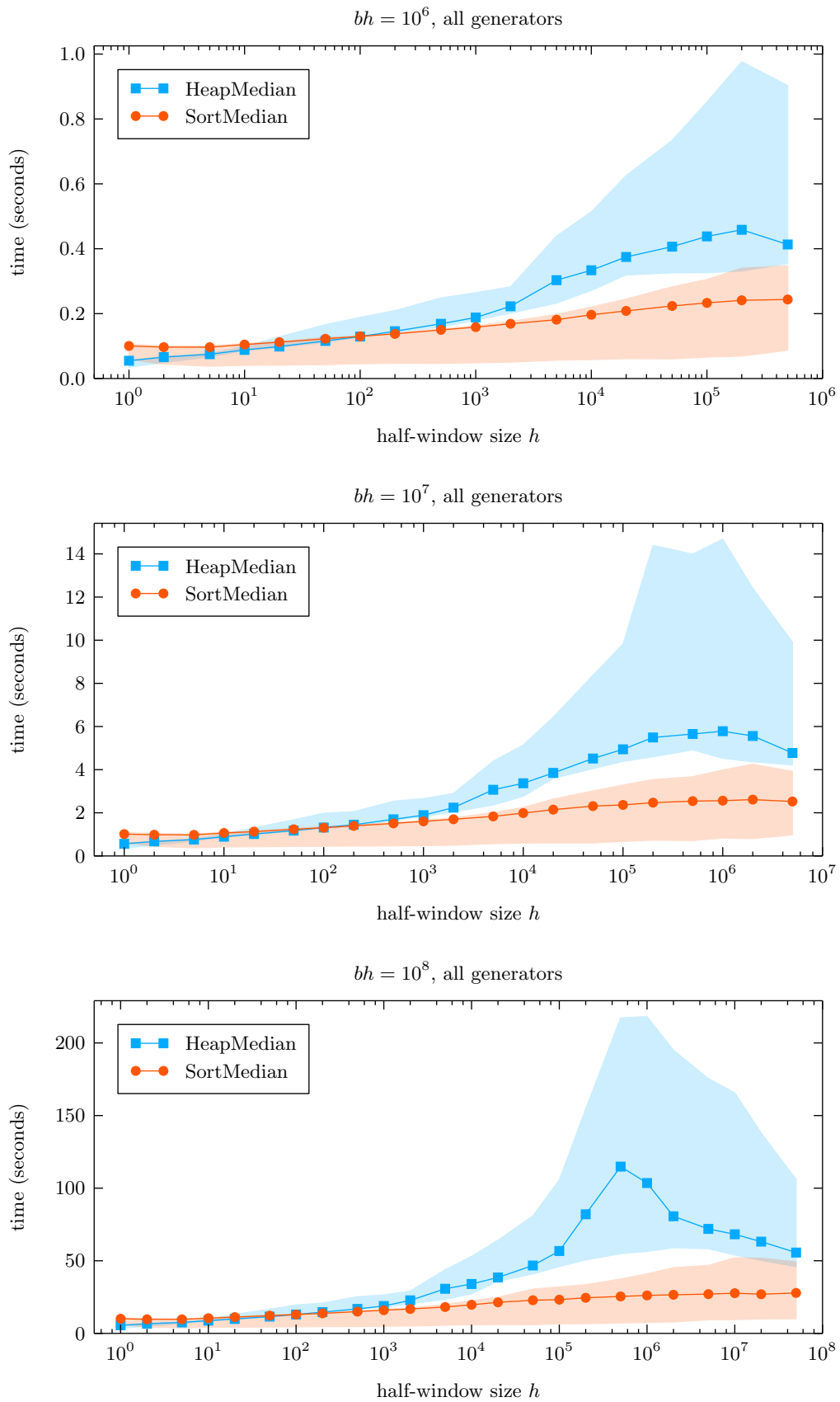


Figure 10: Comparison of SortMedian and HeapMedian. Solid lines are medians. The shaded area represents 80 % of the experiments.

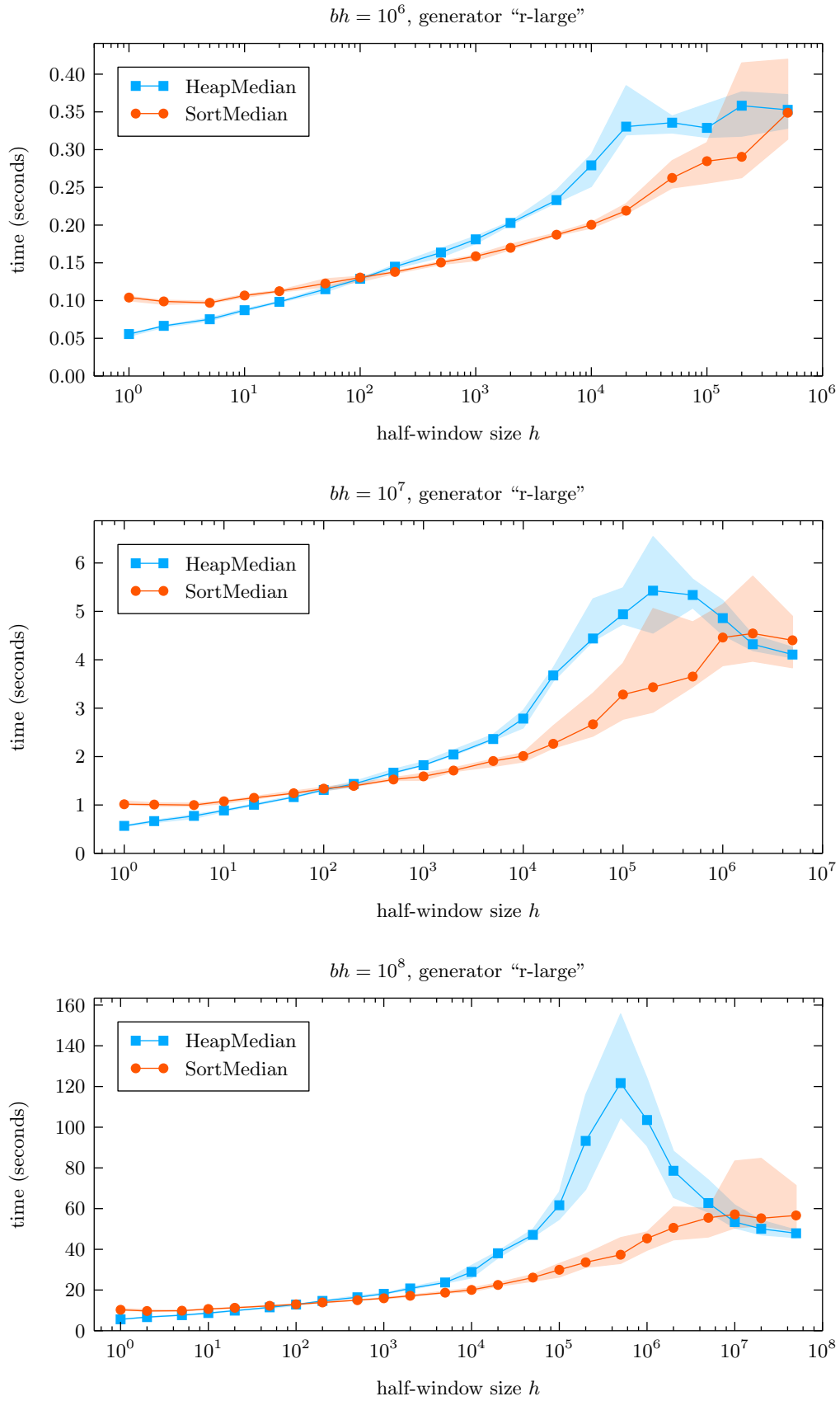


Figure 11: Comparison of SortMedian and HeapMedian for generator r -large. Solid lines are medians. The shaded area represents 80 % of the experiments.

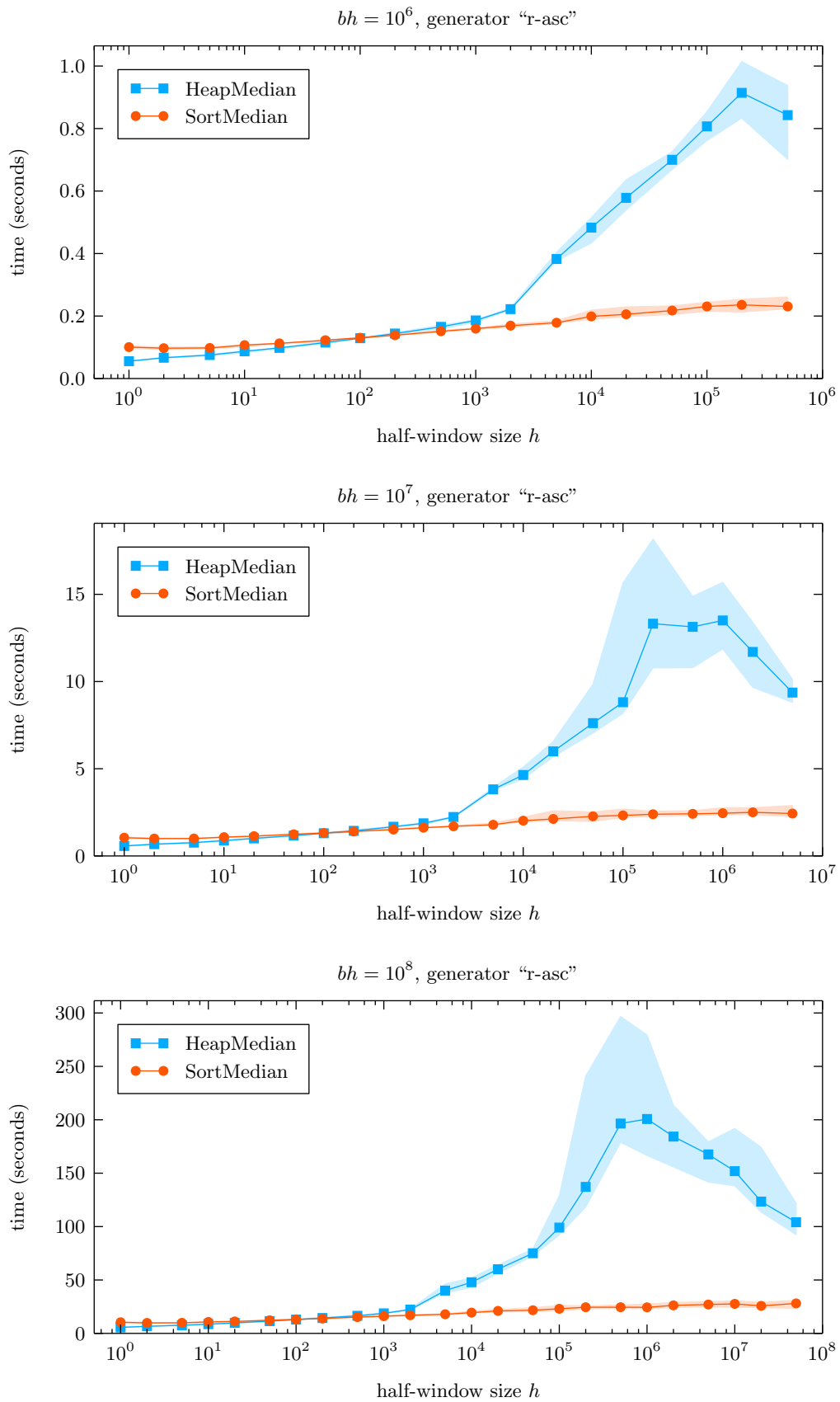


Figure 12: Comparison of SortMedian and HeapMedian for generator $r\text{-asc}$. Solid lines are medians. The shaded area represents 80 % of the experiments.

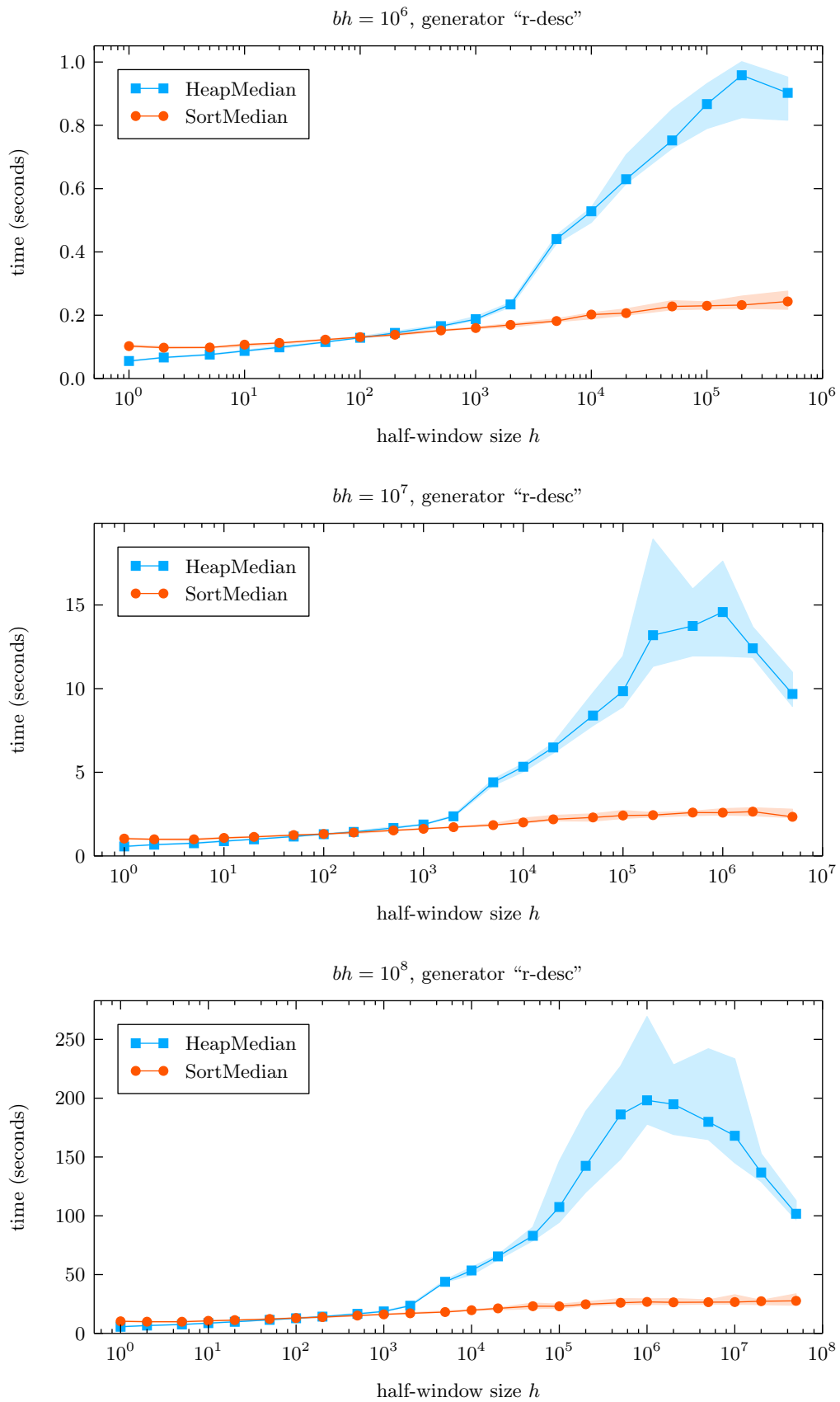


Figure 13: Comparison of SortMedian and HeapMedian for generator $r\text{-desc}$. Solid lines are medians. The shaded area represents 80 % of the experiments.