

Navigating in a sea of repeats in RNA-seq without drowning

Gustavo Sacomoto^{1,2}, Blerina Sinimeri^{1,2}, Camille Marchet^{1,2}, Vincent Miele²,
Marie-France Sagot^{1,2}, and Vincent Lacroix^{1,2}

¹ INRIA Rhône-Alpes

² Université Lyon 1, F-69000 Lyon; CNRS, UMR5558.

Abstract. The main challenge in *de novo* assembly of NGS data is certainly to deal with repeats that are longer than the reads. This is particularly true for RNA-seq data, since coverage information cannot be used to flag repeated sequences, of which transposable elements are one of the main examples. Most transcriptome assemblers are based on de Bruijn graphs and have no clear and explicit model for repeats in RNA-seq data, relying instead on heuristics to deal with them. The results of this work are twofold. First, we introduce a formal model for representing high copy number repeats in RNA-seq data and exploit its properties for inferring a combinatorial characteristic of repeat-associated subgraphs. We show that the problem of identifying in a de Bruijn graph a subgraph with this characteristic is NP-complete. In a second step, we show that in the specific case of a local assembly of alternative splicing (AS) events, we can *implicitly* avoid such subgraphs. In particular, we designed and implemented an algorithm to efficiently identify AS events that are not included in repeated regions. Finally, we validate our results using synthetic data. We also give an indication of the usefulness of our method on real data.

1 Introduction

Transcriptomes can now be studied through sequencing. However, in the absence of a reference genome, *de novo* assembly remains a challenging task. The main difficulty certainly comes from the fact that sequencing reads are short, and repeated sequences within transcriptomes could be longer than the reads. This short read / long repeat issue is of course not specific to transcriptome sequencing. It is an old problem that has been around since the first algorithms for genome assembly. In this latter case, the problem is somehow easier because the coverage can be used to discriminate contigs that correspond to repeats, *e.g.* using Myer's A-statistics [6] or [7]. In transcriptome assembly, this idea does not apply, since the coverage of a gene does not only reflect its copy number in the genome, but also and mostly its expression level. Some genes are highly expressed and therefore highly covered, while most genes are poorly expressed and therefore poorly covered.

Initially, it was thought that repeats would not be a major issue, since they are mostly in introns and intergenic regions. However, the truth is that many regions which are thought to be intergenic are transcribed [2] and introns are not always spliced out yet when mRNA is collected to be sequenced. Repeats are therefore very present in real

samples, especially transposable elements, and cause major problems in transcriptomic assembly.

Most, if not all current short-read transcriptome assemblers are based on de Bruijn graphs. Among the best known are OASES [12], TRINITY [3], and to a lesser degree TRANS-ABYSS [9] and IDBA-TRAN [8]. Common to all of them is the lack of a clear and explicit model for repeats in RNA-seq data. Heuristics are thus used to try and cope efficiently with repeats. For instance, in OASES short nodes are thought to correspond to repeats and are therefore not used for assembling genes. They are added in a second step, which hopefully causes genes sharing repeats not to be assembled together. In TRINITY, there is no attempt to deal with repeats explicitly. The first module of TRINITY, Inchworm, will try and assemble the most covered contig which hopefully corresponds to the most abundant alternative transcript. Then alternative exons are glued to this major transcript to form a splicing graph. The last step is to enumerate all alternative transcripts. If repeats are present, their high coverage may be interpreted as a highly expressed link between two unrelated transcripts. Overall, assembled transcripts may be chimeric or spliced into many sub-transcripts.

In the method we developed, KISPLICE, which is a local transcriptome assembler [10], repeats may be less problematic, since the goal is not to assemble full-length transcripts. Instead, KISPLICE aims at finding variations in the transcriptome (SNPs, indels and alternative splicings). However, we previously reported that we were not able to deal with large parts of the de Bruijn graph containing subgraphs associated to highly repeated sequences [10].

Here, we try and achieve two goals: (i) give a clear formalization of the notion of repeats in RNA-seq data, and (ii) give a practical way to enumerate bubbles that are lost because of such repeats. Recall that we are in a *de novo* context, so we assume that neither a reference genome/transcriptome nor a database of known repeats, e.g. REPEATMASKER [13], is available.

In particular, we formally introduce a model for representing the repeats and exploit its properties to infer a parameter characterizing repeated-associated subgraphs in a de Bruijn graph. We prove its relevance but we also show that the problem of identifying in a de Bruijn graph a subgraph corresponding to repeats using such a characteristic is NP-complete. Hence, a polynomial time algorithm for repeat identification that uses such characterization is unlikely. Finally, we show that in the specific case of a local assembly of alternative splicing (AS) events, we can *implicitly* avoid such subgraphs. More precisely, it is possible to find the structures (*i.e.* bubbles) corresponding to AS events in a de Bruijn graph that are not contained in a repeated-associated subgraph. Finally, using simulated RNA-seq data we show that the new algorithm can improve by a factor 2 the sensitivity of KISPLICE, while also *improving* the precision. We also give an indication of the usefulness of our method in real data.

2 Preliminaries

Let Σ be an alphabet of fixed size σ . Here we always assume $\Sigma = \{A, C, T, G\}$. Given $s \in \Sigma^*$, let $|s|$ denote its length, $s[i]$ the i th element of s , and $s[i, j]$ the substring $s[i]s[i+1] \dots s[j]$ for any $i < j \leq |s|$.

A k -mer is a sequence $s \in \Sigma^k$. Given an integer k and a set S of sequences each of length $n \geq k$, we define $\text{span}(S, k)$ as the set of all distinct k -mers that appear as a subsequence in S .

Definition 1. Given a set of sequences (reads) $R \subseteq \Sigma^*$ and an integer k , we define the directed de Bruijn graph $G_k(R) = (V, A)$ where $V = \text{span}(R, k)$ and $A = \text{span}(R, k + 1)$.

Given a directed graph $G = (V, A)$ and a vertex $v \in V$, we denote its *out-neighborhood* (resp. *in-neighborhood*) by $N^+(v) = \{u | (v, u) \in A\}$ (resp. $N^-(v) = \{u | (u, v) \in A\}$), and its out-degree (in-degree) by $d^+(v) = |N^+(v)|$ ($d^-(v) = |N^-(v)|$). A (simple) *path* $\pi = s \rightsquigarrow t$ in G is a sequence of distinct vertices v_1, \dots, v_l in which $v_0 = s$, $v_l = t$ and for each $0 \leq i < l$, (v_i, v_{i+1}) is an arc of G . If the graph is weighted, i.e. if there is a function $w : A \rightarrow \mathcal{Q}_{\geq 0}$ associating a weight to every arc in the graph, then the *length* of a path π is the sum of the weights of the traversed arcs, and is denoted by $|\pi|$.

An arc $(u, v) \in A$ is called *compressible* if $d^+(u) = 1$ and $d^-(v) = 1$. The intuition behind this definition comes from the fact that every path passing through u should also pass through v . It should therefore be possible to “compress” or contract this arc without losing any information. Note that the compressed de Bruijn graph [3,12] commonly used by transcriptomic assemblers is obtained from a de Bruijn graph by replacing, for each compressible arc (u, v) , the vertices u, v by a new vertex x , where $N^-(x) = N^-(u)$, $N^+(x) = N^+(v)$ and the label is the concatenation of the k -mers of u and v without the overlapping part. See Fig. 1 for an example of a compressible arc in a de Bruijn graph.

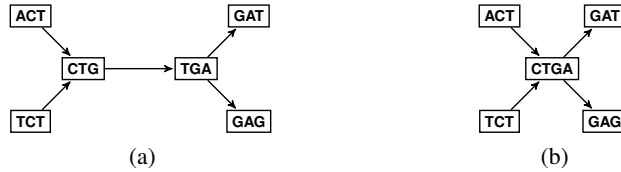


Fig. 1: (a) The arc (CTG, TGA) is the only compressible arc in the de Bruijn graph ($k = 3$). (b) The corresponding compressed de Bruijn graph.

3 Repeats in de Bruijn graphs

Given a de Bruijn graph $G_k(R)$ generated by a set of reads R for which we do not have any information, the aim is to identify whether there are subgraphs of $G_k(R)$ that correspond each to a set of repeats in R . To this end, we try to identify and then exploit some of the topological properties of the subgraphs that are induced by repeats. Starting with a formal model for representing the repeats, we show that the number of compressible arcs, which we denote by γ , is a relevant parameter for such a characterization. However, we also prove that, for an arbitrary de Bruijn graph, identifying a subgraph G' with bounded $\gamma(G')$ is NP-complete.

3.1 Simple uniform model for repeats

We now present the model we adopted for representing the repetition of a same sequence in a genome or transcriptome. This model is a simple one and as such should be seen as only a first approximation of what may happen in reality. Moreover, it allowed us to infer one characteristic of repeated-associated subgraphs in a de Bruijn graph, namely that such subgraphs contain few compressible arcs. It is important to point out however that the model is realistic enough in most cases. In particular, it enables to model well recent invasions of transposable elements which often involve a large number of similar copies. Such elements are among the most important sources of repeats in the analysis of NGS data (DNA or RNA-seq). The number of compressible arcs is one of the criteria used to define so-called short nodes in Oases but no model or theoretical justification was given [12]. This is one of the main contributions of this paper. In future, it would be important to consider more realistic models, and we mention one in the perspectives. Mathematically, one has to be aware however that such models will be harder to analyze.

The model is as follows. First, due to mutations, the sequences s_1, \dots, s_m that represent the repeats are not identical. However, provided that the number of such mutations is not high (otherwise the concept of repeats would not apply), the repeats are considered “similar” in the sense of pair-wisely presenting a small Hamming distance. We recall that, given two equal length sequences s and s' in Σ^n , the *Hamming distance* between them, denoted by $d_H(s, s')$, is the number of positions i for which $s[i] \neq s'[i]$.

The model has then the following parameters: Σ , the length n of the repeat, the number m of copies of the repeat, an integer k (for the length of the k -mers considered), and the mutation rate, α , i.e. the probability that a mutation happens in a particular position.

We first choose uniformly at random a sequence $s_0 \in \Sigma^n$. At step $i \leq m$, we create a sequence s_i as follows: for each position j , $s_i[j] = s_0[j]$ with probability $1 - \alpha$, whereas with probability α a value different from $s_0[j]$ is chosen uniformly at random for $s_i[j]$. We repeat the whole process m times and thus create a set $S(m, n, \alpha)$ of m such sequences from s_0 (see Fig.2 for a small example). The generated sequences thus have an expected Hamming distance of αn from s_0 .

c_1	c_2	c_3	c_4	c_5	c_6	c_7	c_8	c_9	c_{10}	
A	A	C	T	G	T	A	T	C	C	s_0
A	C	C	T	G	T	A	G	C	C	s_1
G	A	C	T	C	A	A	T	C	C	s_2
A	A	C	T	C	T	A	T	C	C	s_3
A	A	C	A	G	T	A	T	C	A	s_4
A	A	T	T	G	T	A	G	C	C	s_5
A	G	C	T	G	T	A	T	C	A	s_6
⋮	⋮	⋮	⋮	⋮	⋮	⋮	⋮	⋮	⋮	
⋮	⋮	⋮	⋮	⋮	⋮	⋮	⋮	⋮	⋮	
A	A	G	T	G	A	A	T	C	C	s_{20}

Fig. 2: An example of a set of repeats $S(20, 10, 0.1)$.

3.2 Topological characterization of the subgraphs generated by repeats

Given a de Bruijn graph $G_k(R)$, if a is a compressible arc labeled by the sequence $s = s_1 \dots s_{k+1}$, then by definition, a is the only outgoing arc of the vertex labeled by the sequence $s[1, k]$ and the only incoming arc of the vertex labeled by the sequence $s[2, k+1]$. Hence the $(k-1)$ -mer $s[2, k]$ will appear as a substring in R , always preceded by the symbol $s[1]$ and followed by the symbol $s[k+1]$. For the sake of simplicity, we refer to such $(k-1)$ -mers as being *boundary rigid*. It is not difficult to see that the set of compressible arcs in a de Bruijn graph $G_k(R)$ stands in a one-to-one correspondence with the set of boundary rigid $(k-1)$ -mers in R .

We now calculate and compare among them the expected number of compressible arcs in $G = G_k(R)$ when R corresponds to a set of repeats that are generated: (i) uniformly at random, and (ii) according to our model. We show that γ is “small” in the cases where the induced graph corresponds to similar sequences, which provides evidence for the relevance of this parameter.

Claim. Let R be a set of m sequences randomly chosen from Σ^n . Then the expected number of compressible arcs in $G_k(R)$ is $\Theta(mn)$.

Proof. The probability that a sequence of length $k-1$ occurs in a fixed position in a randomly chosen sequence of length n is $(1/4)^{k-1}$. Thus the expected number of appearances of a sequence of length $k-1$ in a set of m randomly chosen sequences of length n is given by $m(n-k+2)(1/4)^{k-1}$. If $m(n-k+2) \leq 4^k$, then this value is upper bounded by 1, and all the sequences of length $k-1$ are boundary rigid (as a sequence appears once). The claim follows by observing that there are $m(n-k+1)$ different k -mers. \square

We consider now $\gamma(G_k(R))$ for $R = S(m, n, \alpha)$. We upper bound the expected number of compressible arcs by upper bounding the number of boundary rigid $(k-1)$ -mers.

Theorem 1. *Given integers k, n, m with $k < n$ and a real number $0 \leq \alpha \leq 3/4$, the de Bruijn graph $G_k(S(m, n, \alpha))$ has $o(nm)$ expected compressible arcs.*

Proof. Let s_0 be a sequence chosen randomly from Σ^n . Let $S(m, n, \alpha) = \{s_1, \dots, s_m\}$ be the set of m repeats generated according to our model starting from s_0 . Consider now the de Bruijn graph $G = G_k(S(m, n, \alpha))$. Recall that the number of compressible arcs in this graph is equal to the number of boundary rigid $(k-1)$ -mers in $S(m, n, \alpha)$. Let X be a random variable representing the number of boundary rigid $(k-1)$ -mers in G . Consider the repeats in $S(m, n, \alpha)$ in a matrix-like ordering as in Fig.2 and observe that the mutations from one column to another are independent. Due to the symmetry and the linearity of expectation, $E[X]$ is given by $m(n-k-1)$ (the total number of $(k-1)$ -mers) multiplied by the probability that a given $(k-1)$ -mer is boundary rigid.

The probability that the $(k-1)$ -mer $\hat{s} = s[i, i+k-2]$ is boundary rigid clearly depends on the distance from the starting sequence $\hat{s}_0 = s_0[i, i+k-2]$. Let d be the distance $d_H(\hat{s}, \hat{s}_0)$.

Observe that if the $(k-1)$ -mer $s[i] \dots s[k-1]$ is not boundary rigid then there exists a sequence y in $S(m, n, \alpha)$ such that $y[j] = s[j]$ for all $i \leq j \leq i+k-2$ and either $y[i+k-1] \neq s[i+k-1]$ or $y[i-1] \neq s[i-1]$. It is not difficult to see that the probability that this happens is lower bounded by $(2\alpha - 4/3\alpha^2)(1-\alpha)^{k-1-d}(\alpha/3)^d$. Hence we have:

$$\Pr[\hat{s} \text{ is boundary rigid} | d_H(\hat{s}, \hat{s}_0) = d] \leq \left(1 - (2\alpha - 4/3\alpha^2)(1 - \alpha)^{k-1-d}(\alpha/3)^d\right)^{m-1}$$

By approximating the above expression we therefore have that,

$$\begin{aligned} E[X] &\leq (n - k - 1)m \sum_{d=0}^{k-1} \Pr[\hat{s} \text{ is boundary rigid} | d_H(\hat{s}, \hat{s}_0) = d] \\ &\leq (n - k - 1)m e^{-(m-1)(2\alpha - 4/3\alpha^2)/(\frac{\alpha}{3})^{k-1}} \end{aligned} \quad (1)$$

For a sufficiently large number of copies (e.g. $m = \binom{k}{\alpha k}$) and using the fact that $\binom{k}{\alpha k} \geq (1/\alpha)^{\alpha k}$, we have that $E[X]$ is $o(mn)$. This concludes the proof. \square

The previous result shows that the number of compressible arcs is a good parameter for characterizing a repeat-associated subgraph.

3.3 Identifying a repeat-associated subgraph

As we showed, a subgraph due to repeated elements has a distinctive feature: namely it contains few compressible arcs. Based on this, a natural formulation to the repeat identification problem in RNA-seq data is to search for large enough subgraphs that do not contain many compressible arcs. This is formally stated in Problem 1. In order to disregard trivial solutions, it is necessary to require a large enough *connected* subgraph, otherwise any set of disconnected vertices or any small subgraph would be a solution. Unfortunately, we show that this problem is NP-complete, so an efficient algorithm for the repeat identification problem based on this formulation is unlikely.

Problem 1 (Repeat Subgraph).

INSTANCE: A directed graph G and two positive integers m, t .

DECIDE: If there exists a (connected) subgraph $G' = (V', E')$, with $|V'| \geq m$ and having at most t compressible arcs.

In Theorem 2, we prove that this problem is NP-complete for all directed graphs with the (total) degree, i.e. the sum of in and out-degree, bounded by 3. The reduction is from the Steiner tree problem which requires finding a minimum weight subgraph spanning a given subset of vertices. It remains NP-hard even when all arc weights are 1 or 2 (see [1]), this version is denoted by STEINER(1, 2). More formally, given a complete undirected graph $G = (V, E)$ with arc weights in $\{1, 2\}$, a set of *terminal* vertices $N \subseteq V$ and an integer B , it is NP-complete to decide if there exists a subgraph of G spanning N with weight at most B , i.e. a connected subgraph of G containing all vertices of N .

We specify next a family of directed graphs that we use in the reduction. Given an integer x we define the directed graph $R(x)$ as a cycle on $2x$ vertices numbered in a clockwise order and where the arcs have alternating directions, i.e. for any $i \leq x$, (v_{2i}, v_{2i+1}) is an arc. Note that in $R(x)$ all vertices in even positions, i.e. v_{2i} have out-degree 2 and in-degree 0 and those v_{2i+1} out-degree 0 and in-degree 2. Clearly, none of the arcs of $R(x)$ is compressible.

Theorem 2. *The Repeat Subgraph Problem is NP-complete even for directed graphs with degree bounded by d , for any $d \geq 3$.*

Proof. Given a complete graph $G = (V, E)$, a set of terminal vertices N and an upper bound B , i.e. an instance of STEINER(1, 2), we transform it into an instance of *Repeat Subgraph Problem* with a graph G' with degree bounded by 3. Let us build the graph $G' = (V', E')$. For each vertex v in $V \setminus N$, add a corresponding subgraph $r(v) = R(|V|)$ in G' and for each vertex v in N , add a corresponding subgraph $r(v) = R(|E| + |V|^2 + 1)$ in G' . For each arc (u, v) in E with weight $w \in \{1, 2\}$, add a simple directed path composed by w compressible arcs connecting $r(u)$ to $r(v)$ in G' , the subgraphs corresponding to u and v . The first vertex of the path should be in a sink of $r(u)$ and the last vertex in a source of $r(v)$. By construction there are at least $|V|$ vertices with in-degree 2 and out-degree 0 (sink) and $|V|$ vertices with out-degree 2 and in-degree 0 (source) in both $r(v)$ and $r(u)$. It is clear that G' has degree bounded by 3. Moreover, the size of G' is polynomial in the size of G and it can also be polynomially constructed.

In this way, the graph G' has one subgraph for each vertex of G and a path with one or two (depending on the weight of the corresponding arc) compressible arcs for each arc of G . Thus, there exists a subgraph spanning N in G with weight at most B if and only if there exists a subgraph in G' with at least $m = 2|N| + 2|E||N| + 2|V|^2|N|$ vertices and at most $t = |B|$ compressible arcs. This follows from the fact that any subgraph of G' with at least m vertices necessarily contains all the subgraphs $r(v)$, where $v \in N$, since the number of vertices in all $r(v)$, with $v \in V \setminus N$, is at most $|E| + 2|V|^2$ and the only compressible arcs of G' are in the paths corresponding to the arcs of G . \square

We can obtain the same result for the specific case of de Bruijn graphs. The reduction is very similar but uses a different graph family.

Theorem 3. *The Repeat Subgraph Problem is NP-complete even for subgraphs of de Bruijn graphs on $|\Sigma| = 4$ symbols.*

4 Bubbles “drowned” in repeats

In the previous section, we showed that an efficient algorithm to *directly* identify the subgraphs of a de Bruijn graph corresponding to repeated elements is unlikely to exist since the problem is NP-complete. However, in this section we show that in the specific case of a local assembly of alternative splicing (AS) events, we can *implicitly* avoid such subgraphs. More precisely, it is possible to find the structures (*i.e.* bubbles) corresponding to AS events in a de Bruijn graph that are not contained in a repeat associated subgraph, thus answering to the main open question of [10].

KISPLICE [10] is a method for *de novo* calling of AS events through the enumeration of so-called *bubbles*, that correspond to pairs of vertex-disjoint paths in a de Bruijn graph. The bubble enumeration algorithm proposed in [10] was later improved in [11]. However, even the improved algorithm is not able to enumerate all bubbles corresponding to AS events in a de Bruijn graph. There are certain complex regions in the graph, likely containing repeat-associated subgraphs but also real AS events [10], where both algorithms take a huge amount of time. See Fig. 3 for an example of a complex region

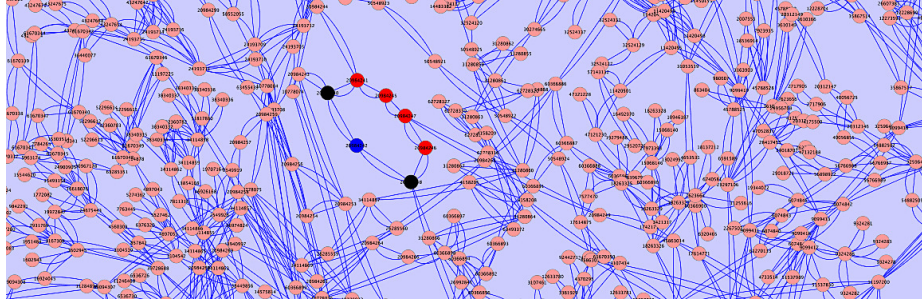


Fig. 3: An alternative splicing event in the SCN5A gene (human) trapped inside a complex region, likely containing repeat-associated subgraphs, in a de Bruijn graph. The alternative isoforms correspond to a pair of paths shown in red and blue.

with a bubble corresponding to an AS event. The enumeration is therefore halted after a given timeout. The bubbles *drowned* (or trapped) inside these regions are thus missed by KISPLICE. Here, we impose an extra restriction to the bubbles, reflecting the fact that they are in complex regions but not in a repeat-associated subgraph. In this way, we can enumerate bubbles in complex regions implicitly avoiding repeat-associated subgraphs.

Definition 2 ($((s, t, \alpha_1, \alpha_2, b)$ -bubbles). Given a directed graph $G = (V, E)$ and two vertices $s, t \in V$, an $((s, t, \alpha_1, \alpha_2, b)$ -bubbles is a pair of vertex-disjoint st -paths π_1, π_2 with lengths bounded by α_1, α_2 , each containing at most b branching vertices.

This extends $(s, t, \alpha_1, \alpha_2)$ -bubbles (Def. 1 in [11]) by adding the extra condition that each path should have at most b branching vertices. The number of branching vertices is proportional to the number of incompressible arcs. Intuitively, if a bubble contains many incompressible arcs, it is likely contained in a repeat-associated subgraph. Hence, by limiting the number of branching vertices (incompressible arcs) we avoid the vertices from repeat-associated subgraphs. Indeed, in Section 4.2 we show that by considering bubbles with at most b branching vertices in KISPLICE, we increase both sensitivity and precision. This supports our claim that by focusing on $((s, t, \alpha_1, \alpha_2, b)$ -bubbles, we avoid repeat-associated subgraphs and recover at least part of the bubbles trapped in complex regions.

4.1 Enumerating bubbles avoiding repeats

In this section, we modify the algorithm of [11] to enumerate all bubbles with at most b branching vertices in each path. Given a weighted directed graph $G = (V, E)$ and a vertex $s \in V$, let $\mathcal{B}_s(G)$ denote the set of $(s, *, \alpha_1, \alpha_2, b)$ -bubbles of G . The algorithm recursively partitions the solution space $\mathcal{B}_s(G)$ at every call until the considered subspace is a singleton (contains only one solution) and in that case it outputs the corresponding solution. In order to avoid unnecessary recursive calls, it maintains the invariant that the current partition contains at least one solution. It proceeds as follows.

Invariant: At a generic recursive step on vertices u_1, u_2 (initially, $u_1 = u_2 = s$), let $\pi_1 = s \rightsquigarrow u_1, \pi_2 = s \rightsquigarrow u_2$ be the paths discovered so far (initially, π_1, π_2 are empty).

Let G' be the current graph (initially, $G' := G$). More precisely, G' is defined as follows: remove from G all the vertices in π_1 and π_2 but u_1 and u_2 . Moreover, we also maintain the following invariant (*): there exists at least one pair of paths $\bar{\pi}_1$ and $\bar{\pi}_2$ in G' that extends π_1 and π_2 so that $\pi_1 \cdot \bar{\pi}_1$ and $\pi_2 \cdot \bar{\pi}_2$ belongs to $\mathcal{B}_s(G)$.

Base case: When $u_1 = u_2 = u$, output the $(s, u, \alpha_1, \alpha_2, b)$ -bubble given by π_1 and π_2 .

Recursive rule: Let $\mathcal{B}_s(\pi_1, \pi_2, G')$ denote the set of $(s, *, \alpha_1, \alpha_2, b)$ -bubbles to be listed by the current recursive call, i.e. the subset of $\mathcal{B}_s(G)$ with prefixes π_1, π_2 . Then, it is the union of the following disjoint sets³.

- The bubbles of $\mathcal{B}_s(\pi_1, \pi_2, G')$ that use e , for each arc $e = (u_1, v)$ out-going from u_1 , that is $\mathcal{B}_s(\pi_1 \cdot e, \pi_2, G' - u_1)$, where $G' - u_1$ is the subgraph of G' after the removal of u_1 and all its incident arcs.
- The bubbles that do not use any arc from u_1 , that is $\mathcal{B}_s(\pi_1, \pi_2, G'')$, where G'' is the subgraph of G' after the removal of all arcs out-going from u_1 .

In order to maintain the invariant (*), we only perform the recursive calls when $\mathcal{B}_s(\pi_1 \cdot e, \pi_2, G' - u)$ or $\mathcal{B}_s(\pi_1, \pi_2, G'')$ are non-empty. In both cases, we have to decide if there exists a pair of (internally) vertex-disjoint paths $\bar{\pi}_1 = u_1 \rightsquigarrow t_1$ and $\bar{\pi}_2 = u_2 \rightsquigarrow t_2$, such that $|\bar{\pi}_1| \leq \alpha'_1$, $|\bar{\pi}_2| \leq \alpha'_2$, and $\bar{\pi}_1, \bar{\pi}_2$ have at most b_1, b_2 branching vertices, respectively. Since both the length and the number of branching vertices are monotonic properties, i.e. the length and the number of branching vertices of a path prefix is smaller than this number for the full path, we can drop the vertex-disjoint condition. Indeed, let $\bar{\pi}_1$ and $\bar{\pi}_2$ be a pair of paths satisfying all conditions but the vertex-disjointness one. The prefixes $\bar{\pi}_1 = u_1 \rightsquigarrow t^*$ and $\bar{\pi}_2 = u_2 \rightsquigarrow t^*$, where t^* is the first intersection of the paths, satisfy all conditions and are internally vertex-disjoint. Moreover, using a dynamic programming algorithm, we can obtain the following result.

Lemma 1. *Given a non-negatively weighted directed graph $G = (V, E)$ and a source $s \in V$, we can compute all shortest paths from s using at most b branching vertices in $O(b|V||E|)$ time.*

As a corollary, we can decide if $\mathcal{B}_s(\pi_1, \pi_2, G)$ is non-empty in $O(b|V||E|)$. Now, using an argument similar to [11], i.e. leaves of the recursion tree and solutions are in one-to-one correspondence and the height of the recursion tree is bounded by $2n$, we obtain the following theorem.

Theorem 4. *The $(s, *, \alpha_1, \alpha_2, b)$ -bubbles can be enumerated in $O(b|V|^3|E||\mathcal{B}_s(G)|)$ time. Moreover, the time elapsed between the output of any two consecutive solutions (delay) is $O(b|V|^3|E|)$.*

4.2 Experimental results

To evaluate the performance of our method, we simulated RNA-seq data using the FLUXSIMULATOR version 1.2.1 [4]. We generated 100 million reads of 75 bp with the default error model provided by the FLUXSIMULATOR. We used the RefSeq annotated

³The same holds for u_2 instead of u_1 .

Human transcriptome (hg19 coordinates) as a reference and we performed a two-step pipeline to obtain a mixture of mRNA and pre-mRNA (i.e. with introns not yet spliced). To achieve this, we first ran the FLUXSIMULATOR with default settings with the Refseq annotations. Then we modified the annotations to include the introns and re-ran FLUXSIMULATOR on this modified version. In this second run, we additionally constrained the expression values of the pre-mRNAs to be correlated to the expression values of their corresponding mRNAs, as simulated in the first run. Finally, we mixed the two sets of reads to obtain a total of 100M reads. We tested two values: 5% and 15% for the proportion of reads stemming from pre-mRNAs. Those values were chosen so as to correspond to realistic ones as observed in a cytoplasmic mRNA extraction (5%) and a total (cytoplasmic + nuclear) mRNA extraction [14].

On this simulated dataset, we ran KISPLICE [10] version 2.1.0 (KsOLD) and 2.2.0 (KsNEW, with a maximum number of branching nodes set to 5) and obtained lists of detected bubbles that are putative alternative splicing (AS) events.

In order to assess the precision and the sensitivity of our method, we compared our set of *found* AS events to the set of *true* AS events. Following the definition of ASTALAVISTA, an AS event is composed of two sets of transcripts, the inclusion/exclusion isoforms respectively. An AS event is said to be *true* if at least one transcript among the inclusion isoforms and one among the exclusion isoforms is present in the simulated dataset with at least one read. We outline that this definition is very permissive and includes AS events with very infrequent transcripts.

To compare the results of KISPLICE with the true AS events, we propose that a true AS event is *found* (counted as a true positive (TP)) if there is a bubble with one path corresponding to the inclusion set and the other to the exclusion set. If not, the event is counted as a false negative (FN). In the meantime, if a bubble does not correspond to any true AS event, it is counted as a false positive (FP). To align the paths of the bubbles to transcript sequences, we used the BLAT aligner [5] with 95% identity and a constraint of 95% of each bubble path length to be aligned (to account for the sequencing errors simulated by FLUXSIMULATOR). We computed the sensitivity $TP/(TP+FN)$ and precision $TP/(TP+FP)$ for each simulation case and we report their values for various classes of expression of the minor isoform. Expression values are measured in reads per kilobase (RPK).

The plots for the sensitivity of each version on the two simulated datasets are shown in Fig. 4. On the one hand, both versions of KISPLICE have similar sensitivity in the 5% pre-mRNA dataset, with KsNEW performing slightly better, especially for highly expressed variants. On the other hand, the sensitivity of the new version is considerably better over all classes of expression levels in the 15% pre-mRNA dataset. In this case, the precisions for KsNEW and KsOLD are 21% and 41%, respectively. This represents an improvement of almost 100% over the old version. The results reflect the fact that the most problematic repeats are in intronic regions. A small unspliced mRNA rate leads to few repeat-associated subgraphs, so there are not many AS events drowned in them (which are then missed by KsOLD). In this case, the advantage of using KsNEW is less obvious, whereas a large proportion of pre-mRNA leads to more AS events drowned in repeat-associated subgraphs which are identified by KsNEW and missed by KsOLD.

Clearly, any improvement in the sensitivity is meaningless if there is also a significant decrease in precision. This is not the case here. In both datasets, KsNew *improves* the precision of KsOld. It increases from 95% to 98% and from 90% to 99%, in the 5% and 15% datasets, respectively. Moreover, both running times and memory consumption are very similar for both versions.

In order to give an indication of the usefulness of our repeat-avoiding bubble enumeration algorithm with real data, we also ran KsNew and KsOld in the SK-N-SH Human neuroblastoma cell line RNA-seq dataset (wgEncodeEH000169, total RNA). In Fig. 5 we have an example of a *non-annotated* exon skipping event not found by KsOld. Observe that the intronic region contains several transposable elements (many of which are Alu sequences), while the exons contain none. This is a good example of a bubble (exon skipping event) drowned in a complex region of the de Bruijn graph. The bubble (composed by the two alternative paths) itself contains no repeated elements, but it is surrounded by them. In other words, this is a bubble with few branching vertices that is surrounded by repeat-associated subgraphs. Since KsOld is unable to differentiate between repeat-associated subgraphs and the bubble, it spends a prohibitive amount of time in the repeat-associated subgraph and fails to find the bubble.

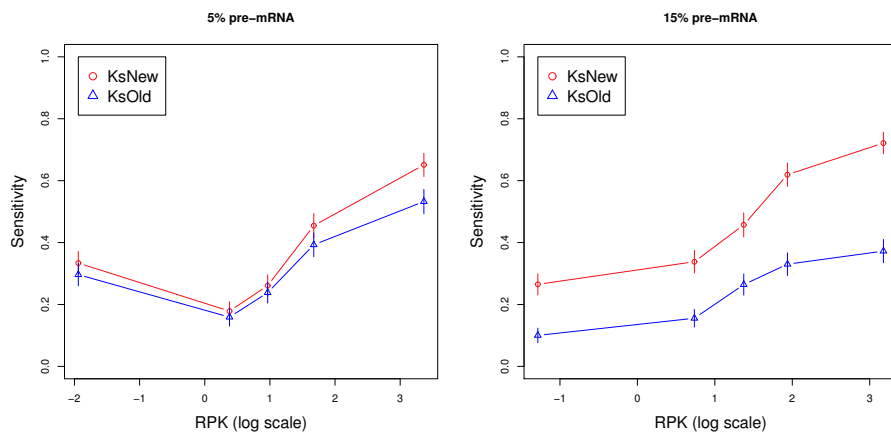


Fig. 4: Sensitivity of KsNew and KsOld for several classes of expression of the minor isoform. Each class contains the same number of AS events.

5 Conclusion

Although transcriptome assemblers are now commonly used, their way to handle repeats is not satisfactory, arguably because the presence of repeats in transcriptomes has been underestimated so far. Given that most RNA-seq datasets correspond to total mRNA extractions, many introns are still present in the data and their repeat content

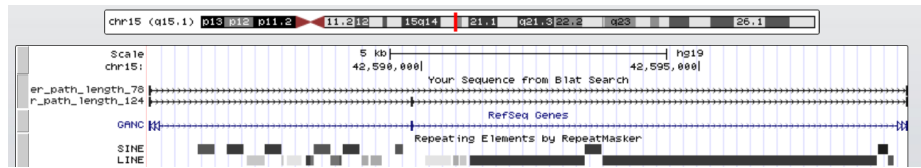


Fig. 5: One of the bubbles found only by KsNew with the corresponding sequences mapped to the reference human genome and visualized using the UCSC Genome Browser. The first two lines correspond to the sequences of, respectively, the shortest (exon exclusion variant) and longest paths of the bubble mapped to the genome. The blue line is the Refseq annotation. The last line shows the annotated SINE and LINE sequences (transposable elements).

cannot be simply ignored. In this paper, we propose a simple model for repeats. Clearly this model could be improved, for instance by using a tree-like structure to take into account the evolutionary nature of repeat (sub)families. Variability in the sizes of the copies of a repeat family would also enable to model more realistically the true nature of families of transposable elements (the type of repeats which cause most trouble in assembly). Certainly, a mathematical analysis of a more realistic model would be more difficult to obtain. On the other hand, our simple model captures an important qualitative characteristic of repeat-associated subgraphs: the presence of few compressible arcs. This characterization allows us to design an efficient algorithm to identify bubbles corresponding to AS events implicitly avoiding repeat-associated subgraphs. This approach improves both the sensitivity and the precision of KISPLICE.

References

1. M. Bern and P. Plassmann. The steiner problem with edge lengths 1 and 2. *Information Processing Letters*, 1989.
2. S. Djebali, C.A. Davis, A. Merkel, and A. Dobin *et al.* Landscape of transcription in human cells. *Nature*, (7414):101–108, 2012.
3. M. G. Grabherr, B. J. Haas, M. Yassour, and J.Z. *et al.* Levin. Full-length transcriptome assembly from RNA-Seq data without a reference genome. *Nature Biot.*, 2011.
4. T. Griebel, B. Zacher, P. Ribeca, and E. Raineri *et al.* Modelling and simulating generic RNA-Seq experiments with the flux simulator. *Nucleic Acids Res.*, 2012.
5. W. J. Kent. BLAT—the BLAST-like alignment tool. *Genome Research*, 12(4):656–664, 2002.
6. E. W. Myers, G. G. Sutton, A. L. Delcher, and I.M. Dew *et al.* A whole-genome assembly of drosophila. *Science*, 287(5461):2196–204, March 2000.
7. P. Novák, P. Neumann, and J. Macas. Graph-based clustering and characterization of repetitive sequences in next-generation sequencing data. *BMC Bioinformatics*, 2010.
8. Y. Peng, H. C. M. Leung, S.-M. Yiu, and M.-J. Lv *et al.* IDBA-tran: a more robust de novo de bruijn graph assembler for transcriptomes with uneven expression levels. *Bioinformatics*, 29(13):326–334, 2013.
9. G. Robertson, J. Schein, R. Chiu, and R. Corbett *et al.* De novo assembly and analysis of RNA-seq data. *Nature methods*, 7(11):909–912, 2010.
10. G. Sacomoto, J. Kielbassa, R. Chikhi, and R. Uricaru *et al.* KISSPLICE: de-novo calling alternative splicing events from RNA-seq data. *BMC Bioinformatics*, 13(Suppl 6):S5, 2012.

11. G. Sacomoto, V. Lacroix, and M.-F. Sagot. A polynomial delay algorithm for the enumeration of bubbles with length constraints in directed graphs and its application to the detection of alternative splicing in rna-seq data. In *WABI*, pages 99–111, 2013.
12. M. H. Schulz, D. R. Zerbino, M. Vingron, and E. Birney. Oases: robust de novo RNA-seq assembly across the dynamic range of expression levels. *Bioinformatics*, 2012.
13. A. F. A. Smit, R. Hubley, and P. Green. RepeatMasker Open-3.0, 1996-2004.
14. H. Tilgner, D. G. Knowles, R. Johnson, and C. A. Davis *et al.* Deep sequencing of subcellular RNA fractions shows splicing to be predominantly co-transcriptional in the human genome but inefficient for lncRNAs. *Genome Res.*, 22(9):1616–1625, 2012.