

December 3, 2024

Action Principle for Hydrodynamics and Thermodynamics, including general, rotational flows

C. Fronsdal

Department of Physics and Astronomy, University of California Los Angeles 90095-1547 USA

ABSTRACT The restriction of hydrodynamics to non-viscous, potential (gradient, irrotational) flows is a theory both simple and elegant; a favorite topic of introductory textbooks. It is known that this theory can be formulated as an action principle and expanded to include thermodynamics. This paper presents an action principle for hydrodynamics that includes general, rotational flows.

The new theory is a combination of Eulerian and Lagrangian hydrodynamics, with an extension to thermodynamics that includes all the elements of the Gibbsian variational principle. In the first place it is an action principle for adiabatic systems, including the usual conservation laws. Viscosity can be introduced in the usual way, by adding a dissipative term to the momentum equation. The equation for energy dissipation then follows. It is an ideal framework for the description of quasi-static processes, including dissipation. It is a major development of the Navier-Stokes-Fourier approach, the principal advantage being a hamiltonian structure with a natural concept of energy in the form of a first integral of the motion, conserved by virtue of the Euler-Lagrange equations.

This paper is dedicated to the memory of my friend Volodya Kadeshevsky.

I. Introduction

Many branches of theoretical physics have found their most powerful formulation as action principles. An action principle was known for Eulerian hydrodynamics as well, but it has been limited to potential flows and its use was restricted. The purpose of this paper is to formulate an action principle for hydrodynamics, with an extension to thermodynamics, that can encompass general velocity fields.

The Navier-Stokes equation has maintained a dominant position in hydrodynamics for more than 100 years. It has known numerous successes and no real failures (Brenner 2013). It suffers, nevertheless, from an inherent incompatibility with the energy concept. This is natural, since it is designed to describe processes in which energy is dissipated, but it implies a lack of completeness for which most workers have felt a need to compensate. It is therefore usually supplemented by an ‘energy equation’. But

the choice of an expression for this ‘energy’ is seldom canonical and cannot be fully justified. Dissatisfaction with this approach is occasionally expressed in the literature, as in this example (Khalatnikov (1965)). After listing a “complete system of hydrodynamic equations” (equations 2-5) he presents one more, “the energy conservation law $\partial E/\partial t + \text{div} Q = 0$ ”, and then he says: “It is necessary to choose the unknown terms in Eq.s (2-5) in such a way that this last equation be automatically satisfied.”

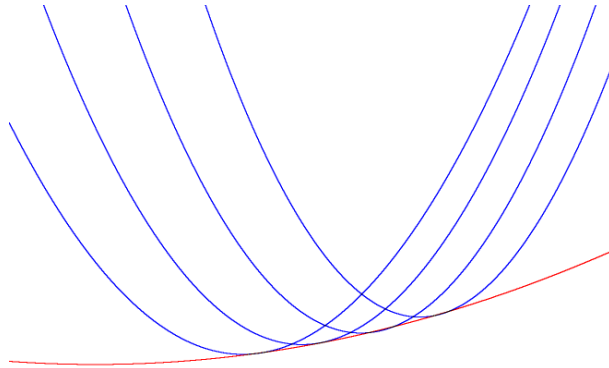


Fig.1. Geometric presentation of Gibbs' thermodynamics.

Fig. 1.1 is meant to evoke the structure of the Gibbsian geometric concept of thermodynamics, the space of unconstrained dynamical variables over which the variation is to be carried out and the subspace of extrema that are the physical states. The variation is carried out with the entropy distribution fixed, the choice of entropy determines a well defined Lagrangian and corresponds to one of the subspaces illustrated by the blue lines (approximately parabolas) in the figure. The red line (at the bottom, nearly straight) is the collection of equilibrium states, one for each adiabatic system. ‘Non-equilibrium thermodynamics’ refers to the problematics that is presented when, initially, only the states of equilibrium are known. We take the position that adiabatic thermodynamics is subject to detailed study and that this gives a much more advanced platform from which to launch a study of dissipation. A change of state that involves viscosity and other forms of dissipation is best described as a quasi-static evolution along a sequence of adiabatic equilibria; it is evident that such studies must be built on a coherent account of the adiabatic systems themselves, not just their equilibria (Prigogine 1965); an adiabatic system is needed to give a meaning to the concept of equilibrium.

The very concept of equilibrium only makes sense in the dynamical context within which it is the equilibrium configuration! It is evidently important to have an efficient formulation of general adiabatic systems and, at best, a formulation in the form of action principles. The simplest non-adiabatic evolution is a sequence of equilibria, of a family of adiabatic systems parameterized by the entropy.

The dominant strategy that has been pursued under the banner of nonequilibrium thermodynamics is based on a collection of conservation laws, suitably modified to account for dissipation. The most important are the equation of continuity (mass conservation) and the Navier Stokes equation (in the absence of viscosity: momentum

conservation). The Navier Stokes equation has a long and impressive history, including numerous successful applications. As we look for a variation principle we must try to incorporate as many properties of Navier-Stokes as we can. That is the strategy that characterizes this work.

We study the application of Navier-Stokes to a simple system, in order to learn how it deals with physics that is difficult to understand within a variational approach. Surprisingly, it turns out that, in a very limited context, this inspires a resurrection of the ‘Lagrangian’ formulation of hydrodynamics, where the velocity is represented as the time derivative, $\vec{v} = d\vec{x}/dt$. The solution is an action principle that combines two classical formulations of hydrodynamics, the Eulerian point of view and the ‘Lagrangian’ approach.

To formulate an action principle one begins by choosing the variables. In the case of potential flows the velocity field is the gradient of a scalar potential; in this case the Eulerian point of view is natural and convenient. Variation of the scalar velocity potential yields the equation of continuity. In general, the variational approach requires a potential, the Lagrangian point of view represents the velocity as the time derivative of a vector field. A variational formulation is known (Landau and Lifshitz 1958) but it does not incorporate the equation of continuity.

It is a remarkable fact that some phenomena in fluid mechanics are characterized by two kinds of flow. The vortices that are seen in the wake of ships are created locally; the angular momentum decreases as the inverse square of the distance from the center, this is potential flow. In experiments involving fluids confined inside rotating cylinders (Couette flow) it is observed that motion generated by the enveloping vessel tends to create a flow pattern that is close to that of a solid body. Here the Navier Stokes equation comes through with the prediction that, in the presence of viscosity, precisely these two kinds of flow are possible.

In their study of flow patterns in super conducting Helium, Landau (1954) and Feynman (1954) describe the small vortices in terms of potential flow (‘phonons’), while the alternative, competing flow is referred to as ‘motion of the system as a whole’; thus solid body flow.

The variational principle for hydrodynamics that is presented here combines potential flows and ‘solid-body’ flows, just as Navier-Stokes does, but two independent vector fields are needed, one derived from a scalar potential, the other from a vector potential.

The original aim of this work was to find appropriate matter sources for the dynamical metric field of General Relativity (Fronsdal 2007, 2014c) and the present work represent a step in that direction. This report sticks to the non relativistic context, classical hydrodynamics and thermodynamics. Nevertheless one remark should be made.

It has been common to regard the essential step that lifts classical hydrodynamics to the relativistic context to be the promotion of the 3-vector velocity to a 4-vector. This is natural in the case of a gradient vector field but not when the velocity is presented as a time derivative of a 3-vector field. In this case the relativistic velocity is the dual of an exact 3-form. This makes a very big difference in the structure of the energy momentum tensor; see the last paragraph of this paper. The implications for General Relativity are described in a recent paper (Fronsdal 2014c).

Summary

Section II presents the well known variational formulation of potential flows in hydrodynamics, and a short account of the connection to thermodynamics. The next section describes the strategy that was chosen to look for an action principle of wider generality: to focus on the special case of cylindrical Couette flow, with an unusual emphasis on laminar flow, in this simplest context in which non-potential flows are inevitable. Section IV reviews the classical application of the Navier-Stokes equation to this system and contrasts it with the failure of the potential theory, to discover the tight spot, and the remedy.

Section V is an outline of the proposed solution to the problem, a solution that is both simple and natural. It combines Eulerian and ‘Lagrangian’ hydrodynamics to describe both potential and rotational flows. Some features that are not yet fully understood are discussed in this section.

Section VI is a discussion of the relative merits of the variational principle and the Navier-Stokes equation in the context of adiabatic dynamics where both are applicable. The main issue is the role of energy. This section is followed by a study of plane Couette flow, where the relationship between the two theories turns out to be very different. The variational approach has the greater predictive power.

Section VIII is a preliminary application of the variational approach to the problem of rotating heavenly bodies. The context is Newtonian gravity, for the theory has not yet been integrated with General Relativity.

II. The Fetter-Walecka action principle

A variational formulation of simple hydrodynamics may be found in a book by Fetter and Walecka (1980). The action is

$$A = \int dt \int d^3x \mathcal{L}, \quad \mathcal{L} = \rho(\dot{\Phi} - \vec{v}^2/2) - W(\rho), \quad (2.1)$$

with the definition

$$\vec{v} = -\text{grad } \Phi. \quad (2.2)$$

That is a strong restriction on the velocity field. The potential W is related to the pressure, as will be shown.

The equations of motion are the Euler-Lagrange equations derived by variation of the two scalar fields. Variation of Φ gives the equation of continuity,

$$\dot{\rho} + \vec{\nabla} \cdot (\rho \vec{v}) = 0 \quad (2.3)$$

and variation of ρ ,

$$\dot{\Phi} - \vec{v}^2/2 = \frac{\partial W}{\partial \rho}, \quad (2.4)$$

or

$$\rho \dot{\vec{v}} + \rho \vec{\nabla} \vec{v}^2/2 = -\text{grad } p, \quad p := \rho \frac{\partial W}{\partial \rho} - W, \quad (2.5)$$

where p is the pressure. The two terms on the left side can be combined,

$$\dot{\vec{v}} + \vec{\nabla} \vec{v}^2/2 = \frac{D\vec{v}}{Dt} := \dot{\vec{v}} + (\vec{v} \cdot \vec{\nabla}) \vec{v}. \quad (2.6)$$

That the substantial derivative $D\vec{v}/Dt$ appears here, as it should, comes about because of the identity

$$\vec{\nabla} \vec{v}^2/2 = (\vec{v} \cdot \vec{\nabla}) \vec{v},$$

which is true by virtue of (2.2). Eq. (2.5) is the Bernoulli equation, written in the form in which it is most easily compared to the Navier-Stokes equation. It is the gradient of the ‘integrated Bernoulli equation’ (2.4).

Thermodynamics

This action principle can be combined with Gibbs thermodynamic principle of minimum energy (Gibbs 1878). Applied to a one component thermodynamic system the lagrangian density takes the form

$$\mathcal{L} = \rho(\dot{\Phi} - \vec{v}^2/2) - f(\rho, T) - sT. \quad (2.7)$$

Here f is the free energy density and $s = \rho S$ is the entropy density. Variation of T (the temperature) gives the adiabatic equation that permits the elimination of the temperature in favor of the specific entropy density S , assumed uniform. Variation of Φ gives the equation of continuity and variation of the density gives

$$\dot{\Phi} - \vec{v}^2/2 = q, \quad (2.8)$$

where q is the chemical potential density. The chemical can be expressed in terms of the pressure and the entropy, which leads to the Bernoulli equation or, in the static case, to the hydrostatic equation. But this requires knowledge of the entropy. In the case of an ideal gas it can be expressed in terms of the temperature and we obtain in that case

$$\dot{\Phi} - \vec{v}^2/2 = C_V T. \quad (2.9)$$

This form of the equation is, in our opinion, much to be preferred, for it requires no knowledge of the entropy. The comparison of theory and experiments and, consequently, the interpretation, would be greatly facilitated if it were possible to measure the temperature profile instead of the pressure.

Up to this point in our work (Fronsdal 2014a, 2014b) the attention has been focused, deliberately, on the special case when the flow velocity is a gradient, the vorticity or curl being zero,

$$\vec{v} = -\vec{\nabla}\Phi, \quad \rightarrow \quad \vec{\nabla} \wedge \vec{v} = 0.$$

Although it is unduly restrictive, this limitation was accepted as an apparently necessary condition to formulate hydrodynamics (and thermodynamics) as a lagrangian field theory. Many problems in thermodynamics and hydrodynamics involve no flow and in

many others the flow is irrotational. But a relativistic lagrangian is needed for General Relativity and here the restriction to potential flows is hard to bear. To discover how to achieve greater generality we shall now turn our attention to a simple system where a generalization is obviously and urgently needed.

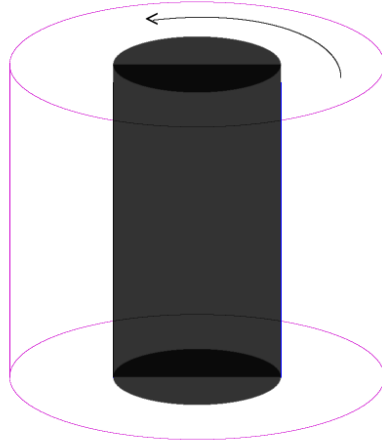


Fig.2. Cylindrical Couette flow is the steady, horizontal, rotational flow between two concentric cylinders.

III. Couette flow, potential flow

We shall consider a situation that is effectively 2-dimensional because of translational symmetry, when nothing depends on a vertical coordinate z and the flow is parallel to the horizontal x, y plane. Couette flow is the flow of a fluid between of a pair of concentric cylinders that can be rotated around a common (vertical) axis. With both cylinders at rest we postulate an initial state in which the space bounded by the two cylinders is filled with a fluid at rest, with all variables time independent, and uniform. The effect of gravity will be neglected. The cylinders are long enough that end effects can be neglected as well.*

We begin to rotate the inner cylinder. For this to have any effect on the fluid we need to postulate a degree of adherence of the liquid to the surface of the inner cylinder. We suppose that a state of stationary rotation is approached asymptotically and that there is no loss of energy at the wall in the limit. This is summed up by the no-slip boundary condition

$$\vec{v}|_{r=r_0} = \vec{v}|_{\text{inner boundary}} = \omega_0(-y, x, 0).$$

The angular velocity ω_0 is that of the cylinder.

* According to a Merriam Webster web page, the term Couette flow is derived from “French couette machine bearing, literally, feather bed, from Old French coute, cuilte quilt, mattress.” To make up for this slight we cite several of Couette’s pioneering papers (Couette 1887,1888,1889,1890).

The no-skip boundary condition has been widely applied, and because we wish to compare our approach to the traditional one it serves our purpose to do the same. See Brenner (2011), Priezjev and Troian (2005), Dukowicz, Stephen, Price and Lipscomb (2010), Goldstein, Handler and Sirovich (1993).

The rotational axis is the z axis. The coordinates are inertial and cartesian. No boundary conditions are imposed on the velocity at the outer wall, so far.

We propose to treat this system, with fixed boundary conditions, as an adiabatic system, and the stationary solution as its equilibrium configuration. We begin with the familiar lagrangian density

$$\mathcal{L} = \rho(\dot{\Phi} - \vec{v}^2/2) - f - sT. \quad (3.1)$$

The problem is essentially 2-dimensional and r is the cylindrical, or polar radial coordinate. When all the variables are time independent the Euler-Lagrange equations reduce to

$$\text{div}(\rho\vec{v}) = 0, \quad \dot{\Phi} - \vec{v}^2/2 = q, \quad (3.2)$$

where q is the chemical potential and $\dot{\Phi}$ is a constant. In the case of an ideal gas ,

$$\dot{\Phi} - \vec{v}^2/2 = C_V T. \quad (3.3)$$

(See E.s(2.8) and (2.9).) If we assume that the specific entropy is uniform, then this last equation can be transformed to the more familiar Bernoulli equation,

$$\dot{\vec{v}} + \rho\vec{\nabla}(\vec{v}^2/2) = -\vec{\nabla}p. \quad (3.4)$$

For this stationary state the flow lines are circles, $r^2 = x^2 + y^2 = \text{constant}$,

$$\vec{v} = \omega(r)(-y, x, 0).$$

This is a field with vanishing curl only if

$$\omega(r) = ar^{-2}, \quad a = \text{constant},$$

and even then it is not, in the strict sense, a gradient. Although

$$\vec{v} = a \text{grad}\theta, \quad \theta := \arctan \frac{y}{x}, \quad (3.5)$$

the scalar θ is not one-valued, though the vector field is. By allowing the velocity potential Φ to be multivalued,

$$\vec{v} = a \frac{(-y, x, 0)}{r^2} = -\vec{\nabla}\Phi, \quad \Phi = a\theta, \quad a = \text{constant},$$

one extends the approach to include special rotations, with $\vec{\nabla} \wedge \vec{v} \neq 0$ at the origin only (though ill defined at that one point). In the present case the origin is outside the

vessel and the curl is zero at all points of the fluid. It is customary and convenient to encompass this situation in the concept “potential flow”.

This is the only possible horizontal, circulating, potential flow. The angular velocity is greater at smaller radius; it is therefore likely that it is driven by rotating the inner cylinder and that it settles according to the no slip condition. There is no opportunity to adjust the outer boundary conditions; either the fluid slips there or else the angular speed of the outer cylinder must be adjusted in accordance with $\omega(r)r^2 = a$.

The divergence of \vec{v} (for any choice of $\omega(r)$) is zero, so the equation of continuity reduces to $\vec{v} \cdot \vec{\nabla} \rho = 0$, requiring ρ to depend on r and z only. From now on it is taken for granted that ρ is a function of r only.

This type of stationary motion has been observed, see for example Joseph and Renardy (1985), but the principal goal of most experiments has been to measure the onset of turbulence as, with increasing rotational speeds, the laminar flow breaks down (Couette 1887). Our interest shall be focused, instead, on the laminar flow at low angular speeds.

The principal equation of motion, Eq. (3.3) reduces, in the case that the velocity takes the form (3.5), to

$$\frac{a^2}{2r^2} = C - C_V T, \quad C = \text{constant}. \quad (3.6)$$

It appears that this temperature lapse has not been measured. The experiment would be difficult to interpret because of the suspected heat flow caused by the friction, within the liquid and between the liquid and the wall. The equation is consistent with the interpretation of the fluid as a collection of classical particles, and in full agreement with the Navier-Stokes equation, except that the latter simply balances the pressure gradient against the centripetal force and a contribution associated with the viscosity, usually without relating it to an equation of state or to the temperature, and very rarely connecting it to entropy. * As is seen from Eq. (3.4), the kinetic energy acts as an effective potential and gives rise to a repulsive, radial force, balanced by the negative of the pressure gradient. We shall have more to say about this interpretation later.

* It is common, in the case of liquids, to treat them as incompressible. In this case it is justified to treat the pressure gradient as unknown, to be determined by the need to get reasonable solutions to the equations. But of course this puts severe limits on the predictive power of the theory.

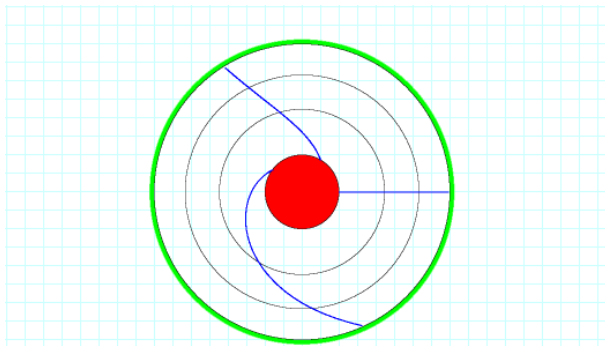


Fig. 3. Snap shots of Couette flow. The horizontal line shows the position of a set of particles at $t = 0$; the two curved lines the same particles at later times. The inner cylinder is rotating clockwise, dragging the fluids along with it.

‘Solid-body’ flow

Consider next the complimentary experiment in which there is friction at the outer cylinder only, making it the driver of the motion. The problem is the same, except for different boundary conditions,

$$\vec{v}|_{r=r_1} = \vec{v}|_{\text{outer boundary}} = \omega_1(-y, x).$$

Our initial study of potential motion revealed only one solution, and here its application is anti-intuitive since it has the angular velocity increasing towards the center, away from the driving wall. For the general problem, in which the two cylinders move independently, we have two independent boundary conditions but a one dimensional space of potential flows. Clearly we have come to a situation where we cannot limit our attention to gradient velocity fields. Still, we are not willing to concede that this is the limit of the action principle approach to hydrodynamics.

It is reported that the motion of a liquid, even a rarified gas, driven by the rotation of the outer cylinder, tends towards the motion of a solid body. See for example Andreck, Liu and Swinney (1986), de Socio, Ianiro and Marino (2000). As the speed is increased, various instabilities set in, but our only concern is to understand the laminar motion observed at low speeds.

The motion of a rigid body is characterized by the velocity field

$$\vec{v} = b(-y, x, 0), \quad b \text{ constant},$$

and this is not a gradient. If we analyze this flow in the same manner that we did potential flow; that is, if we simply use the above velocity field in the field equations, then we obtain similar results; in particular, instead of (3.6),

$$\frac{b^2}{2}r^2 = C - C_V \mathcal{R}T.$$

(Note that to get this unphysical result we applied the equations of the potential theory beyond their domain of validity.) Here the left side has the wrong sign, the force is

attractive. This error in sign is a problem that frustrates all efforts, until the only possible solution pops into view.

We have to escape from under the restriction to gradient velocities and a generalization of the action principle is required. It is natural to ask how the Navier Stokes equation handles this situation.

IV. Navier Stokes

The standard treatment of non-potential flows is based on the continuity equation and the Navier-Stokes equation (Navier 1827, Stokes 1843, Navier 1882),

$$\begin{aligned}\dot{\rho} + \text{div}(\rho \vec{v}) &= 0, \\ \rho \left(\dot{\vec{v}} + (\vec{v} \cdot \vec{\nabla}) \vec{v} \right) &= -\vec{\nabla} p - \mu \Delta \vec{v}.\end{aligned}\tag{4.1}$$

This allows for flows of both kinds, potential flow and solid body flow. The new elements are three. First of course, the nature of the velocity field is not constrained to be a gradient. In the second place the term $\rho \vec{\nabla} \vec{v}^2/2$ in (3.4) has been replaced by the term $\rho (\vec{v} \cdot \vec{\nabla}) \vec{v}$ in (4.1). Finally, there is a new term, the viscosity term $\mu \Delta \vec{v}$.

If the coefficient μ (the dynamical viscosity) vanishes, of the second equation only the radial component remains. It is an ordinary differential equation for the functions ω, ρ and p and the system is under-determined. If $\mu \neq 0$, the tangential projection imposes the additional requirement that

$$\Delta \vec{v} = 0.\tag{4.2}$$

We shall see that this leads to unique solutions for reasonable boundary conditions, either or both cylinders driving. The fact that uniqueness is obtained only when the viscosity is taken into account is a little odd, in our opinion, since there is no lower limit on the value of the coefficient μ . But this is the standard treatment. Given the form

$$\vec{v} = \omega(r)(-y, x, 0)$$

of the velocity field, but with $\omega(r)$ now arbitrary since it is not required to be a gradient, within the class of flows under consideration the general solution of Eq.(4.2) is

$$\vec{v} = \omega(r)(-y, x, 0), \quad \omega(r) = \frac{a}{r^2} + b,\tag{4.3}$$

a and b constants; the two types of flow already considered are the only ones allowed by Eq. (4.2).

The boundary conditions at $r = r_0, r_1$ give us

$$\omega(r_0) = ar_0^{-2} + b = \omega_0, \quad \omega(r_1) = ar_1^{-2} + b = \omega_1,$$

When the a term dominates we have the highest angular velocity at the inner surface; this is as expected when the inner cylinder is driving. If the b term dominates we have

nearly constant angular velocity, as expected for a solid body. If both cylinders are rotating, in opposite directions, and both are driving, then $\omega(r)$ will have a change of sign. Explicitly,

$$a = \frac{\omega_0 - \omega_1}{r_0^{-2} - r_1^{-2}},$$

and

$$b = \frac{1}{r_1^2 r_2^2} \frac{r_1^2 \omega_1 - r_0^2 \omega_0}{r_0^{-2} - r_1^{-2}}.$$

The result is that Navier-Stokes, with non zero viscosity, has just one extra solution besides the gradient, allowing it to satisfy no slip boundary conditions for all values of the angular velocities of the two cylinders. It is important that this new solution, with $\vec{v} \propto (-y, x, 0)$, is the same as the static state observed from a rotating reference frame; its existence is required by the relativistic equivalence theorem. And the fact that the Navier-Stokes singles out just two, radically different kinds of flow, and nothing else, is highly significant.

The salient differences between Navier-Stokes and the theory attempted in the preceding subsection are the following. As we said, the term $\vec{\nabla} v^2/2$ in Eq.(3.3) is replaced by the term $\vec{v} \cdot \vec{\nabla} \vec{v}$ in (4.1). One verifies that, when the velocity field is a gradient, both expressions are equal, but in the case of solid body rotation there is a change of sign,

$$\vec{\nabla} v^2/2 = b^2 \vec{r} \quad \text{but} \quad \vec{v} \cdot \vec{\nabla} \vec{v} = -b^2 \vec{r}.$$

The force produced by the first expression is attractive, while the Navier-Stokes force is repulsive, as it must be. (A rapidly rotating rigid body breaks apart, it does not collapse towards the center!) Evidently, we must understand what lies behind this difficulty.

The centrifugal force

In particle physics the dynamical variable is the position of the particle. The ‘fictitious’ centrifugal force in particle physics can be seen as coming from an effective ‘kinematic’ potential. The force is $\omega^2 \vec{r}$ directed outwards, and this is $-\vec{\nabla}[-\omega^2 r^2/2]$, so the effective potential is the negative of the kinetic energy. The unexpected sign comes from the fact that the the origin of this potential is in the term $m \dot{\vec{x}}^2/2$ in the Lagrangian; this term appears with the same sign in the Hamiltonian. Confusing? Let us say it in another way, the term in question appears with the positive sign in the Lagrangian and with the positive sign in the Hamiltonian; but its contribution to the equation of motion is opposite in sign from that of a normal potential. We have seen that our potential model when used outside its domain of validity, gives the wrong sign in the equation of motion.

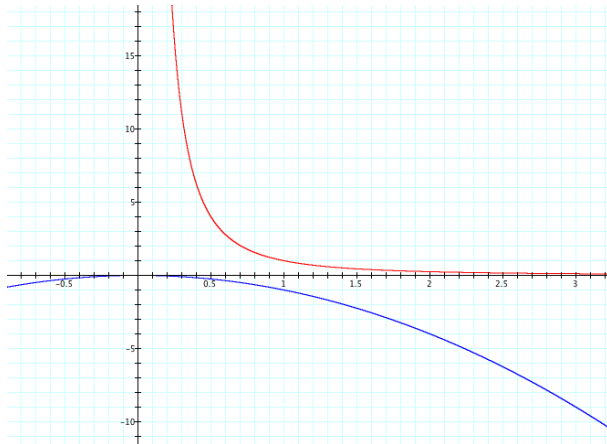


Fig. 4. Centrifugal potentials. The abscissa is the distance from the axis of rotation. The upper curve is the potential associated with a gradient velocity, a/r^2 ; it appears as a positive contribution to the Hamiltonian and with negative sign in the Lagrangian. The force is the negative of the gradient of the potential, pointing outwards. The lower curve is the negative of the potential associated with solid body rotation. This potential, $br^2/2$, appears with positive sign in the Hamiltonian, and with the same sign in the Lagrangian; the force is in the direction of the gradient, likewise outwards.

Fluid mechanics can be understood as a field theory, and there are two versions, some times said to be equivalent (Stanyukovich 1960, Sedov 1971), a Eulerian formulation and an alternative ‘Lagrangian’ formulation. The principal distinction is the following.

In the Eulerian formulation of fluid mechanics the dynamical variables are the scalar density field and a velocity vector field. This theory becomes a Lagrangian field theory, in the sense of being based on a dynamical action principle, only in the case that the velocity field is the gradient of a velocity potential. Thus formulated, this theory cannot describe solid body rotation because the potential $\rho\vec{v}^2/2$ appears with the negative sign in the Lagrangian. Let us be clear about this: the velocity associated with rotational motion in the x, y plane is $\omega(-y, x, 0)$ and it is not a gradient, but there is an additional obstacle. If we introduce a term $-\vec{v}^2/2$ (or $+\vec{v}^2/2$) in the Lagrangian we get the right sign in the Hamiltonian but the wrong sign in the equations of motion (or *vice versa*).

The ‘Lagrangian’ version of fluid mechanics handles the centrifugal force correctly, just as particle physics does, but the kinetic energy is in the kinetic part of the Lagrangian. This way one gets the right sign for solid-body motion. This is because the dynamical variables are not ρ and \vec{v} but ρ and a vector field usually denoted \vec{x} , satisfying $d\vec{x}/dt = \vec{v}$. To avoid confusion we shall call it \vec{X} . The books explain that this vector field may be interpreted as the position of a particle in the fluid; one chooses an initial value and calls on the equations of motion to predict the future trajectory. This explanation tends to obscure the fact that this version of the theory is also a field theory, with field variables ρ and \vec{X} , and

$$\vec{v} := \dot{\vec{X}}.$$

The velocity is the time derivative of the basic field variable and the term $\rho \vec{v}^2/2$ is now in the kinetic part of the lagrangian.

The Navier-Stokes equation is based directly on particle mechanics. But the main equation does not involve the gradient of a Hamiltonian and no Hamiltonian exists. The dynamical field is the velocity but the gradient of no kinetic potential enters the calculations. Instead the substantive derivative appears,

$$\frac{D\vec{v}}{Dt} = \frac{\partial \vec{v}}{\partial t} + (\vec{v} \cdot \vec{\nabla})\vec{v}.$$

Let us look once more at the example of rotary motion. The gradient theory describes a motion of the type $\vec{v} = (a/r^2)(-y, x, 0)$, and in this case

$$(\vec{v} \cdot \vec{\nabla})\vec{v} = \vec{\nabla} \vec{v}^2/2.$$

But in the case of solid body motion, when $\vec{v} = b(-x, y, 0)$ (a and b are constants), we find that

$$(\vec{v} \cdot \vec{\nabla})\vec{v} = -\vec{\nabla} \vec{v}^2/2.$$

The Navier-Stokes equation is based on particle mechanics and both kinds of motion are treated correctly, but there is no Hamiltonian; this is because the dynamical variable is the velocity. To get beyond this stage, to set up a Lagrangian theory of non potential flow, it is necessary to introduce the field \vec{X} , as in the ‘Lagrangian’ version of fluid mechanics.

V. Action principle for general flow

With the Lagrangian density that we have used for potential flow as a starting point, we begin by adding a new term,

$$\mathcal{L} = \rho \left(\dot{\Phi} + \frac{1}{2} \dot{\vec{X}}^2 - \frac{1}{2} (\vec{\nabla} \Phi)^2 \right) - f - sT. \quad (5.1)$$

The second term appears with the sign that is appropriate for solid-body rotational motion.

We digress to show that this Lagrangian has precedents. The potential term $-(\rho/2)(\vec{\nabla} \Phi)^2/$ may be considered as a part of the free energy density; the new term $(\rho/2)\dot{\vec{X}}^2$ plays exactly the same role as the second term in

$$F' = F - M\Omega^2/2. \quad (5.2)$$

This equation appears in the work of Hall and Vinen (1956) (and in Landau and Lifshitz 1955, 1958); F is the free energy, M is the angular momentum and Ω is the angular velocity. This quantity F' is required to be a minimum with respect to variation of Ω , with M fixed, and the resulting equation is the same as when $C\Omega^2/2$ is varied with $C = M/\Omega$ held fixed. The context is superfluid Helium but the theory applies just as

well to all fluids. The physical interpretation as well as the mathematical structure is thus precisely the same as that of the above tentative Lagrangian (5.1). This explains the negative sign: F' is not a modified free energy but a Lagrangian! End of digression.*

The Hamiltonian density is now

$$\mathcal{H} = \frac{\rho}{2} \dot{\vec{X}}^2 + \frac{\rho}{2} (\vec{\nabla} \Phi)^2 + f + sT. \quad (5.3)$$

This is correct for all flows, most notably for solid body rotation, $\dot{\vec{X}} = b(-y, x, 0)$.

We shall compare this theory with the Navier-Stokes equation, but we first need to add another term to the Lagrangian, the final form being

$$\mathcal{L} = \rho \left(\dot{\Phi} + \frac{1}{2} \dot{\vec{X}}^2 + \dot{\vec{X}} \cdot \vec{\nabla} \Phi - \frac{1}{2} (\vec{\nabla} \Phi)^2 \right) - f - sT. \quad (5.4)$$

Variation of Φ will give the equation of continuity and the term $\rho \dot{\vec{X}} \cdot \vec{\nabla} \Phi$ is included in order to get correct expression for the flow. The expression (5.3) for the Hamiltonian is not affected.

Let us list all the Euler - Lagrange equations.

1. Variation of T : the adiabatic relation, as always.
2. Variation of Φ : the continuity equation, now

$$\dot{\rho} + \vec{\nabla} \cdot (\rho \dot{\vec{X}} - \rho \vec{\nabla} \Phi) = 0. \quad (5.5)$$

The unique flow velocity is therefore

$$\vec{v} := \dot{\vec{X}} - \vec{\nabla} \Phi. \quad (5.6)$$

This is what corresponds to the velocity that appears in the Navier-Stokes equation.

3. Variation of the vector field:

$$\frac{\partial}{\partial t} (\rho \dot{\vec{X}} + \rho \vec{\nabla} \Phi) = 0. \quad (5.7)$$

4. Variation of the density:

$$\dot{\Phi} + \frac{1}{2} \dot{\vec{X}}^2 + \dot{\vec{X}} \cdot \vec{\nabla} \Phi - \frac{1}{2} (\vec{\nabla} \Phi)^2 - \frac{\partial f}{\partial \rho} - sT = 0. \quad (5.8)$$

These variational equations are conservation laws; together they imply the conservation of energy, $d\mathcal{H}/dt = 0$. Note that two independent vector fields, $\dot{\vec{X}}$ and $-\vec{\nabla} \Phi$, are needed to get the correct signs for both squared velocity terms; opposite signs in (5.8),

* This paper by Hall and Vinen was very extensively cited, but always with the introduction "The equations of Hall and Vinen can be written as follow...". their Lagrangian origin was suppressed.

both positive in the Hamiltonian density. The term $\dot{\vec{X}} \cdot \vec{\nabla}\Phi$ does not contribute to the Hamiltonian, but it is crucial for the equation of continuity.

Numbers 2 and 3 are solved by taking ρ to depend on r only, $\dot{\Phi}$ constant, and

$$\Phi = t\dot{\Phi} + a\theta, \quad \vec{\nabla}\Phi = \frac{a}{r^2}(-y, x, 0), \quad \vec{X} = bt(-y, x, 0). \quad (5.9)$$

When these solutions are inserted into (5.8) we get, in the case of an ideal gas, for stationary flow,

$$\frac{a^2}{2r^2} - \frac{b^2}{2}r^2 + ab = C - (n+1)\mathcal{R}T. \quad (5.10)$$

This is the equation that tries to agree with the Navier-Stokes equation and it very nearly does, but to compare we must take the gradient.

$$\rho\vec{\nabla}\left(\frac{a^2}{2r^2} - \frac{b^2}{2}r^2 + ab\right) = -\vec{\nabla}p.$$

With the same flow, the Navier-Stokes equation is

$$\rho\vec{\nabla}\left(\frac{a^2}{2r^2} - \frac{b^2}{2}r^2 + 2ab\ln r\right) = -\vec{\nabla}p - \nu\vec{\nabla}\vec{v}.$$

Of course, we cannot reproduce the viscosity term. The cross term ab is a constant, while in the Navier-Stokes equation it is replaced by the logarithm.

VI. Taking stock

With the lagrangian density (5.1) a significant forward step in our program has been achieved. We now know that the idea of a viable lagrangian formulation of thermodynamics is not absolutely limited to potential flows. This leaves many things yet to be done, for example, the complete interpretation of the two vector fields that make up the total flow, the integration with electromagnetism, and with General Relativity. First of all we need to apply the new, tentative insight to a range of phenomena; all that we know at present is that our new lagrangian density is suitable for cylindrical Couette flow in the laminar regime. A closely related phenomenon, the flow along plane, moving walls or linear Couette flow will be examined below, in Section VII.

The appearance, in the action principle for general flows, of an extra variable should not be surprising. The work of Feynman (1954), and of Landau and Lipshitz (1955, 1958) on the application of statistical mechanics to liquid Helium is based on a separate and different treatment of two types of excitations, the ‘phonons’ being accounted for by a gradient vector field and the ‘rotons’ understood as a different degree of freedom. These papers, and especially the much quoted paper by Hall and Vinen (1956) that they inspired, briefly refer to an action principle. What is minimized is a function $F' = F - M\Omega^2/2$, where the second term can be identified with the term $\rho\dot{\vec{X}}^2/2$ in our

Lagrangian. (The term $-\rho(\vec{\nabla}\Phi)^2/2$ of our Lagrangian density is included in the free energy F .) Interestingly, in the papers that followed, the strong hint of a Lagrangian structure was systematically suppressed.

The viscosity

Most of the equations of motion represent conservation laws. In this respect we are in full agreement with the dominant approach to non equilibrium thermodynamics. Eq.(5.5) is the condition that the total mass be conserved. Eq. (5.6) can be interpreted as the conservation of momentum. The Navier-Stokes equation relates the non conservation of momentum to the viscosity. To apply the theory to the case that the viscosity is not zero we must add a source term to Eq.(5.7),

$$\frac{\partial}{\partial t}(\rho\dot{\vec{X}} + \rho\vec{\nabla}\Phi) = \mu\vec{v}. \quad (5.11)$$

To compare this with the Navier-Stokes equation we must convert it to an equation for the time derivative of \vec{v} , by combining it with the gradient of equation (5.8); this results in very close term-by-term, now including the viscosity term.

The addition of an extra term to the momentum equation is legitimate; it represents the influence of another degree of freedom that, because it is characterized by a longer time scale, can be approximated as a static, external force.

Comparing two approaches

Predicting the flows. A major success of the application of the Navier-Stokes equation to laminar, cylindrical Couette flow is the prediction, on the basis of the tangential component (4.2): $\mu\Delta\vec{v} = 0$, of just two kinds of flow, in this case potential flow and solid-body flow. Intuitively, the latter is a little unexpected; this flow is attained, or nearly attained, when the outer cylinder is driving and the inner cylinder is slipping. The Euler Lagrange equations associated with the lagrangian density (5.4) place no restrictions on the factor b in the solution $\vec{X} = b(-y, x, 0)$, but the inclusion of the viscosity as in Eq.(5.11) effectively implies that $\Delta\vec{v} = 0$ for stationary flows.

The density profile. The Euler Lagrange equation obtained by variation of the density, Eq.(5.8), reduces in the case that the flows are as in (5.9) to Eq. (5.10). This is in agreement with the Navier-Stokes equation except that the cross term ab is constant, while in the Navier-Stokes equation it depends logarithmically on the radius. If the angular velocity b were to vary with r , the term $\vec{X} \cdot \vec{\nabla}\Phi$ in the lagrangian density would no longer be a constant. If b were replaced by $br^{-\tau}$ we would obtain

$$\frac{1}{2}\dot{\vec{X}}^2 + \dot{\vec{X}} \cdot \vec{\nabla}\Phi - \frac{1}{2}(\vec{\nabla}\Phi)^2 = \frac{a^2}{2r^2} - \frac{b^2}{2}r^{2(1-\tau)} + abr^{-\tau} = C - (n+1)\mathcal{R}T. \quad (6.1)$$

This is in substantial agreement with Navier-Stokes in the limit of small τ . And it offers an extra free parameter for a small amount of fudging. In the case that the flow is either pure potential or pure solid-body there is full agreement.



Fig. 5. A temperature profile for cylindrical Couette flow shows a sample temperature profile. The small dip for small radius is produced by the ab term on the left hand side of (6.1). A similar feature has been observed.

The expression $(n + 1)\mathcal{R}T$ on the right hand side is not valid at very low temperatures, but in the case of an ideal gas, with uniform entropy, it is proportional to a power of the density and it is perhaps reasonable to expect it to go to zero with the density. In that case one may expect the onset of turbulence to occur for a fixed value of the parameter

$$\frac{a^2}{2r^2} - \frac{b^2}{2}r^{(1-\beta)} + abr^\beta = C_0. \quad (6.2)$$

In the a, b plane this is a hyperbola open to the positive b axis. This too is in qualitative accord with experiments.

The energy. The principal reason for bringing out an alternative to the approach that relies heavily on the Navier-Stokes equation is of course the improved position of the energy concept. The equations of motion do not differ greatly from the equations used in the traditional method but, instead of an *ad hoc* formula for “energy” that is required to be conserved as an additional postulate (See for example Müller 2007), we have a first integral of the equations of motion. We note that some authors require that the “energy equation” hold in consequence of the other conservation equations, thus expressing a point of view similar to ours. (Khalatnikov 1956.)

VII. Couette flows between plane walls

This example serves to show that one cannot expect the new action principle to agree with the Navier-Stokes equation in all cases, even in the limit of negligible viscosity. It is an example where the Navier-Stokes equation has very limited predictive power beyond the identification of the two principal modes of flow.

Here again is the Navier-Stokes equation,

$$\rho \left(\dot{\vec{v}} + (\vec{v} \cdot \vec{\nabla}) \vec{v} \right) = -\vec{\nabla} p - \mu \Delta \vec{v}. \quad (7.1)$$

Consider the problem of flow in the space bounded by plane walls parallel to the x, z -plane, $y = y_0$ and $y = y_1$. We limit our attention to stationary flows parallel to the x axis,

$$\vec{v} = (v, 0, 0),$$

with the function v depending only on y .

What the Navier-Stokes equation has to say is this. Projected on the direction of the flow, the velocity and the pressure are homogeneous (constant), and the equation reduces to

$$\mu \Delta v_x = 0.$$

with the general solution, when $\mu \neq 0$,

$$\vec{v} = (a + by)(1, 0, 0), \quad a, b \text{ constant}. \quad (7.2)$$

We are studying stationary flows, with $\dot{\vec{v}} = 0$; and since the velocity is constant along the direction of motion,

$$\frac{D\vec{v}}{Dt} := \dot{\vec{v}} + (\vec{v} \cdot \vec{\nabla}) \vec{v} = 0. \quad (7.3)$$

Consequently, all that remains is the equation

$$0 = -\vec{\nabla} p - \mu \Delta \vec{v}, \quad (7.4)$$

projected on the y -axis; the pressure gradient is balanced against the viscosity. Although the kinetic energy - if it is relevant to invoke energy in the context of the Navier-Stokes equation - varies with the position, there is no force associated with this variation of the kinetic energy. It is true that the kinetic energy, in the special case that the flow is potential, is uniform, so that no force is associated with it, but the absence of a kinetic force when $b \neq 0$ tells us that this other type of flow is of a very different character, since a non zero gradient of the kinetic energy in any flow was expected to generate a force. Perhaps this is behind some imprecise remarks found in the literature, to the effect that, in the context of the Navier-Stokes equation, the relation between linear flow and cylindrical flow is not perfectly understood (Faisst and Eckhardt 2000).

What is the meaning of (7.4)? One may, for example, assume that the pressure is that of an ideal gas,

$$p = \mathcal{R} \rho T,$$

but since the temperature is very rarely measured, perhaps the polytropic relation will be used instead,

$$p \propto \rho^\gamma.$$

Unfortunately the pressure also is rarely measured with the required precision. As far as the viscosity term is concerned the situation is less satisfactory, for usually, when any measurements were made, the purpose was to measure the viscosity. Consequently, it is very rare that an analysis is made in the interest of verifying a theory and all that can be said is that experimental results are not known to contradict the Navier-Stokes equation. Indeed, how could they?

It is unfortunate that few experiments on Couette flow are made with the idea of studying the laminar flow; the aim is usually to determine the conditions under which it breaks down to be replaced by more complicated flows including turbulence. Our purpose is more modest, since we aim to understand laminar flow only, but more ambitious since we are looking for an application of a general theory with definite precepts including as far as possible a lagrangian variational principle. The most urgent question is always the simplest: can we understand the observed laminar flow in the limiting case in which the role of viscosity is negligible?




Fig. 6. The velocity profile of linear Couette flow according to the variational principle.

Our theory, in the present state of development, includes an equation of continuity that, when the flow has the form (7.2), illustrated in Fig. 5,

$$\vec{v} = \dot{\vec{X}} - \vec{\nabla}\Phi = (a + by)(1, 0, 0), \quad (7.5)$$

demands that the density depend on the coordinate y only. Solutions for the vector and scalar fields include the following

$$-\vec{\nabla}\Phi = a(1, 0, 0), \quad \vec{X} = bt(y, 0, 0). \quad (7.6)$$

The field equation is satisfied,

$$\partial_t(\rho\dot{\vec{X}} + \vec{\nabla}\Phi) = 0,$$

and finally there is the equation that comes from variation of the density; in the case of an ideal gas,

$$\frac{a^2}{2} - aby - \frac{b^2 y^2}{2} = C - (n+1)\mathcal{R}T. \quad (7.7)$$

or

$$(n+1)\mathcal{R}T = \frac{1}{2}(by + a)^2 + \text{constant}.$$

This contrasts with the Navier-Stokes equation (7.4). The fluid is contained between moving walls located at two values of the coordinate y . If this interval includes the plane with coordinate $y = -a/b$, then the temperature has a minimum there, see Fig. 7.

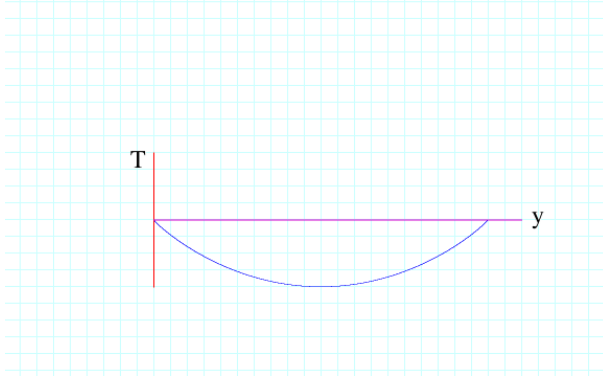


Fig. 7. The temperature profile of linear Couette flow between two walls

The order of magnitude of the variation of temperature is that of v^2/\mathcal{R} . If the velocity is 1 m/sec this will imply a temperature variation of order $10^4/C_p$, a very small variation indeed. So it is unlikely that this temperature variation has been observed.

It is nevertheless significant that, in remarkable contrast with the Navier-Stokes approach, our approach leads to a definite, quantitative prediction without the explicit intervention of viscosity, valid because the role of viscosity is merely to restrict the allowed velocity to the form (7.6).

VIII. Rotating bodies in Newtonian gravity

In analogy with Emden's "Gas Kugeln" (Emden 2007), consider an isolated concentration of mass, held together by Newtonian gravity, in uniform, Couette-like motion around a fixed axis, described in terms of inertial coordinates. The central axis of rotation is the z coordinate axis and the motion follows circles centered on this axis and confined to planes of fixed z . The Lagrangian density (5.1) must be supplemented by the Newtonian potential energy $\rho\phi$,

$$\mathcal{L} = \rho \left(\dot{\Phi} + \frac{1}{2} \dot{\vec{X}}^2 + \dot{\vec{X}} \cdot \vec{\nabla} \Phi - \frac{1}{2} (\vec{\nabla} \Phi)^2 - \phi \right) - f - sT,$$

where ϕ is the appropriate solution of Poisson's equation

$$\Delta\phi = -4\pi G\rho.$$

Solid-body flow

Consider the case of uniform, solid-body rotation about a fixed axis. The stationary, solid-body solution is $\vec{v} = \vec{X} = \omega(-y, x, 0)$, $\omega = \text{constant}$. To satisfy the equation of continuity, the density, the pressure and the temperature depend on $r = \sqrt{x^2 + y^2}$ and z only. Then the only remaining matter equation is,

$$\frac{\omega^2}{2}R^2 - \phi = q, \quad (8.1)$$

where q is the chemical potential, reducing to $C_V T$ in the case of an ideal gas, and R is the distance from the center. The gradient of this equation is the universally used hydrostatic equation. It coincides with the Navier-Stokes equation in the case of vanishing viscosity (the Euler equation).

Besides Eq.(8.1), and the equation of state, the only other equation of Newtonian gravity is Poisson's equation.

The earth

The rotation of the earth is very nearly of the solid-body type. The gradient of $C_V T$ relates to the pressure; it is normal to the surface; therefore the formula for the surface takes the form

$$\frac{\omega^2}{2}r^2 - \phi = \text{constant}.$$

If the rotation is relatively slow the following is a good approximation to the potential,

$$\phi \approx -\frac{MG}{r}. \quad (8.2)$$

In this approximation the formula for the surface takes the form

$$\frac{\omega^2}{2}r^2 + \frac{MG}{R} \approx \text{constant}. \quad (8.3)$$

As the first term increases from the poles to the equator, R must increase also; the distance from the center is greater at the equator (the equatorial bulge). Since the variation of R from an average R_0 is small we can further approximate this as

$$z^2 + r^2(1 - \frac{\omega^2}{2} \frac{R_0^3}{MG}) = \text{constant}.$$

This is the shape of the earth as given in the text books. It is an oblate spheroid, flattened at the poles.

Recently it has been reported that the central core of the earth rotates at a slower speed than the crust. This can be accommodated by allowing a small amount of potential flow,

$$-\vec{\nabla}\Phi = a(-y, x, 0), \quad \vec{X} = b(-y, x, 0).$$

But a more general treatment is required to take into account the changes of phase between the solid central core, the liquid magma and the solid outer crust. This is possible since the thermodynamic action principle has been generalized to describe such transitions (Fronsdal 2014a).

1

Galaxies

The problem of rapidly rotating galaxies cannot be treated by Newtonian gravity. The action principle can, in principle at least, be understood as the restriction of a fully relativistic field theory to a particular frame of reference. So far, the lagrangian for rotational motion has been determined in one reference frame, in the case that space derivatives of the field \vec{X} can be neglected. Next, we must calculate the energy momentum tensor and solve Einstein's equations with this rotating source. In the simplest case of solid body flow treated above the non relativistic stress-energy tensor density is diagonal with

$$T_{RR} = R^{-2}T_{\theta\theta} = T_{tt} = \rho\dot{\vec{X}}^2/2, \quad T_{\phi\phi} = 0.$$

Acknowledgements

I thank Tore Haug-Warberg at NTNU in Trondheim and many colleagues at the Bogoliubov Institute of JNIR at Dubna for stimulating discussions. This work was initiated at NTNU in 2013 and completed at JINR in 2014. The hospitality of both institutions and their staffs is gratefully acknowledged. The warm hospitality of Vladimir Kadeshevski of the Bogoliubov Institute and the support of JINR is greatly appreciated.

REFERENCES

- Andereck, C.D.; Liu, S.S. and Swinney, H.L. (1986). "Flow regimes in a circular Couette system with independently rotating cylinders". J.Fluid Mech. **164** 155-183.
- Brenner, H., "Proposal of a critical test of the Navier-Stokes-Fourier paradigm for compressible fluid continua", Phys.Rev. E 87, 013014 (2013).
- Brenner, H., "Beyond the no-slip boundary condition", Physical Review E 84, 046309 (2011).
- Couette, M., "Oscillations tournantes d'un solide de revolution en contact avec un fluide visqueux," Compt. Rend. Acad. Sci. Paris **105**, 1064-1067 (1887).
- Couette, M., "Sur un nouvel appareil pour l'étude du frottement des fluides", Compt.Rend. Acad. Sci. Paris **107**, 388-390 (1888).
- Couette M., "La viscosité des liquides," Bulletin des Sciences Physiques **4**, 40-62, 123-133, 262-278 (1888).
- Couette, M., "Distinction de deux régimes dans le mouvement des fluides," Journal de Physique [Ser. 2] IX, 414-424 (1890)
- Couette, M., "Etudes sur le frottement des liquides,"

- Ann. de Chim. et Phys. [Ser. 6] 21, 433?510 (1890).
- de Socio, L.M., Ianiro, N. and Marino, L., “Effects of the Centrifugal Forces on a Gas Between Rotating Cylinders”, J. Thermophysics and Heat Transfer, **14** 2000.
- Dukowicz, J.K., Stephen F., Price, S.F. and Lipscomb, W.H., “Consistent approximations and boundary conditions for ice-sheet dynamics from a principle of least action”, Climate, Ocean and Sea-Ice Modeling (COSIM) Project, Group T-3, MS B216, Los Alamos National Laboratory, Los Alamos, New Mexico 87545, USA. Journal of Glaciology - J GLACIOLOGY , vol. 56, pp. 480-496, 2010.
- Emden, *Gaskugeln*, Teubner, Wiesbaden, Hesse, Germany, 1907.
- Faisst, H. and Eckhardt, B., “Transition from the Couette-Taylor system to the plane Couette system”, arXiv:physics/0003102v1 [physics.flu-dyn] 30 Mar 2000.
- Fetter, A.L. and Walecka, J.D., *Theoretical Mechanics of Particles and Continua*, MacGraw-Hill NY 1980.
- Feynman, R.P., “Atomic Theory of the Two-Fluid Model of Liquid Helium”, Phys. Rev. **94**, 262-277 (1954).
- Fronsdal, C., “Ideal Stars and General Relativity”, Gen.Rel.Grav. 39 1971-2000 (2007).
- Fronsdal, C., *Thermodynamics of fluids, a monograph*, in progress 2014a.
Available at fronsdal.physics.ucla.edu.
- Fronsdal, C., “Heat and Gravitation. The Action Principle”, Entropy, 16, 1515-1546 (2014b). doi:10.3390/c16031515. (arXiv 0812.4990v3, revised 2014.)
- Fronsdal, C. “Relativistic Thermodynamics”, 2014c; to be published.
- Gibbs, J.W., “On the equilibrium of heterogeneous substances”, Trans.Conn.Acad. 1878, 2, 300-320.
- Goldstein, D., Handler, R. and Sirovich L., “Modeling a No-Slip Flow Boundary with an external Force Field”, J. Comp. Phys. **105** 354(1993).
- Hall, H.E. and Vinen, W.F., “The Rotation of Liquid Helium II. The Theory of Mutual Friction in Uniformly Rotating Helium II”, Proc. R. Soc. Lond. A 1956 238, doi: 10.1098/rspa.1956.0215, 1956.
- Joseph, D.D. and Renardy, Y., “Couette flow of two fluids between concentric cylinders”, J. Fluid Mech. (1985). 150, 381-394 (1985).
- Khalatnikov, I.M., *An Introduction to the Theory of Superfluidity*, Westview Press 2000.
Original published as part of Frontiers in Physics Series, D.Pines (ed.) 1965.
- Landau, L. D., and Lifschitz, E. M., Doklady Akad. NAUK **100** 669 (1955).
- Landau, L. D., and Lifschitz, E. M., *Statistical Physics*, Pergamon Press, (1958).
- Müller, I., *A History of Thermodynamics*, Springer, Berlin 2007.
- Navier, L. M. Acad. Sci. **7** (1827) pp. 375?394 (1827).
- Navier, C.L.M.H., “Mémoire sur les lois du mouvement des fluides”, Mém. Acad. Sci. Inst. France, **6** 389-440 (1882).
- Priezjev, N.V., Darhuber, A.A. and Troian, S.M., “Slip length in sheared liquid films subject to mixed boundary conditions,” Phys. Rev. E 71, 041608 (2005).
- Prigogine, I., “Evolution criteria, variational properties and fluctuations”, in *Thermodynamics, variational techniques and stability*, Donnelly et al, U. Chicago Press 1965.
- Sedov, L.I., *A course in continuous mechanics*, Wolters-Noordhoff, Groeningen, 1971.

Stanyukovich, K.P., *Unsteady motion of continuous media*,
Pergamon Press N. Y. (1960).
Stokes, G.G., Trans. Cambridge Phil. Soc., 8 (1843) pp. 287-319.