

TWO-CHOICE REGULATION IN HETEROGENEOUS CLOSED NETWORKS

CHRISTINE FRICKER AND NICOLAS SERVEL

ABSTRACT. A heterogeneous closed network with N one-server queues with finite capacity and one infinite-server queue is studied. A target application is bike-sharing systems. Heterogeneity is taken into account through clusters whose queues have the same parameters. Incentives to the customer to go to the least loaded one-server queue among two chosen within a cluster are investigated. By mean-field arguments, the limiting queue length stationary distribution as N gets large is analytically tractable. Moreover, when all customers follow incentives, the probability that a queue is empty or full is approximated. Sizing the system to improve performance is reachable under this policy.

1. INTRODUCTION

Product-form networks. A large literature deals with closed Jackson networks also called Gordon-Newell networks. First they present an explicit product-form stationary distribution (see [8]). Second they appear as complex systems in a wide range of applications as communication, computer, biology and transport networks.

The problem is that this nice property turns out to be useless for large systems because of the exponential growth of the state space. Some recent research describes the asymptotic behavior as these networks get large, in general both the number of nodes and customers and the ratio of the two numbers tending to some constant λ (see [9], [10], [4] and reference therein). The main result is the existence of a critical value of λ such that under this value, the system is stable with each finite set of queues being asymptotically independent with geometric distributions for queue lengths, while above this value, some queues, those with the maximum so-called utilization, behave as bottlenecks with a infinite mean number of customers while the others are stable. See also [1] for recent advances on a multi-class model.

Mean-field techniques. However, such product-form networks do not cover the large framework of applications. Without such an invariant measure, for homogeneous models, mean-field techniques allow to obtain the limiting steady-state of the system as it gets large. They are popular for two decades. The main idea is to obtain the limit of the empirical measure process as a dynamical system, deterministic solution of an ODE, then to study the equilibrium points of this system. In general, it is proved that there is a unique equilibrium point. Less easy to prove is that the invariant measure of the empirical measure process concentrates as the

Date: September 17, 2018.

Key words and phrases. Bike-sharing systems; stochastic model; incentives; clusters; mean-field; heterogeneous systems.

network gets large to this equilibrium point. It remains in most cases the hard part of the work. Such convergence is out of the scope of the paper here.

When the network is not homogeneous, the techniques can extend but are sometimes difficult to apply. To preserve a discrete state space, the network is divided into clusters whose number remains fixed as the system gets large (see [13] in another context).

Motivation. The target application here is bike-sharing systems. They have seen explosive growth last years, giving place to lot of research. Velib' in Paris plays an important role, launching the largest program, even now the largest one outside China. The problem is to manage these systems in order to maintain resources, both bikes and available spots, where the users need them. Redistribution by trucks is developed, though it affects only a small number of bikes (around 3 000 moves by trucks per day in Velib compared to 100 000 bike trips). Incentives to users by the operator are more promising because more scalable. It is called natural regulation, made possible because the user can know the system state in real time via his smartphone for example. The issue which is addressed here is the impact of a two-choice strategy. It consists for the user to choose two stations to return his bike, then returning it in the least loaded one. If it regulates very well a homogeneous system (see [6] for details), one can wonder what happens in a heterogeneous system.

More precisely, the system consists in the following: A user goes to a station, takes a bike and returns it to another station. But he has to face the lack of resources, both bikes and available spots. Indeed, when arriving in a station with no bikes, the user has to decide, either to leave the system or to find a bike in a station nearby. Then, when returning in a station with no available spot, to return in a station nearby. Note that he has to return his bike due to the penalty in case he leaves the bike. The point here is that the user chooses his return station, by choosing between two stations near its destination the least loaded one. The operator can help the users to behave like by incentives. Therefore the case where only a fraction of the customers choose is investigated.

Furthermore the dimensioning problem for the operator is addressed: to find the system fleet size and the station capacities in order to obtain a system which performs well.

A model. Such a system can be seen as a closed network. Customers are bikes, with a fixed fleet size. They go to two kinds of nodes: stations as one-server queues where the service time is the user inter arrival time to this station, and routes as infinite-server queues where the service time is the trip time on this route. The model is proposed in [7] for a vehicle-sharing system. More precisely, in [7], the user leaves the system if no bike is available when he arrives at a station, and with stations of infinite capacity, a spot is always available when returning a bike.

The main drawback of the previous models is that it does not take into account the finite capacity of the stations and the related strategies of the users to be able to return their bikes. For that, the model proposed here is more simple in some sense, while the biking users are not distinguished, but it is still a closed network, with one-server queues for stations, and one infinite-server queue containing the pool of biking users.

In this model, when joining a saturated one-server queue, the customer reattempts in another queue, after a time with the same distribution, until he returns his bike. The model could be refined, taking into account the research of a bike for

a customer arriving at a station with no bike, or taking a mean time for looking for a station to return the bike smaller than the mean trip time. We claim that these refinements do not change basically the study.

The network is heterogeneous. Indeed, queues are grouped in clusters. In each cluster, the queues have the same parameters. Basically, clusters are large and the customer chooses two stations within a cluster. Other models, may be more close for realistic ones, where some stations are isolated among stations with other parameters are out of the scope of the paper. Even if mean-field techniques apply, the limiting steady-state would be analytically untractable except by numerical simulations of the dynamical system.

The results. The aim of the paper is to investigate the impact of a two choice strategy on the limiting steady-state of the queue lengths as the network gets large.

The proposed method is mean-field. The limit as N gets large of the empirical measure process is obtained and it is proved that it has a unique equilibrium point. The key argument is that the equilibrium point has a probabilistic interpretation, in term of the equilibrium point of the dynamical system associated to a open set of N queues when joining the least loaded queue among two queues, with a arrival-to-service ratio ρr_i in cluster i , where ρ is the unique solution of a fixed point equation. For that, a monotonicity property in the arrival rate is used. Then the equilibrium point is indeed the concentration point of the queue length distributions as the system gets large. These results can be straightforwardly extended to the case where only a portion β_i of customers joining cluster i choose among two queues while the others go to one single queue.

Once these convergence results are stated, an interesting part is the analysis of the limit. The limiting queue length distribution can be viewed as a function of the total proportion of customers per queue s by a parametric curve with parameter ρ . It allows qualitative and quantitative results on the system limiting behavior. We analyze the probability that a station is empty or full (of customers) called *system performance*. This quantity is minimal in a cluster for a very short interval of ρ , corresponding nevertheless to a wide interval of s . The value of the probabilities for queues in different clusters can be approximately derived as a function of s on these plateaux, so this function is quite well understanding.

The influence of the different parameters, as the number of queues per cluster, the capacities of the queues and the proportion of customers per queue s , can be discussed. The main conclusion is that choosing the capacities and the total fleet size can just allow to obtain the best performance in one cluster. To decrease this value, the number of stations per cluster must be changed, in order to balance the system.

Related works. Though optimization is the main hot topic about bike-sharing systems (see [12], [14], [15], [3], [17] and others), few has been done to understand it as a heterogeneous stochastic network. It is mainly due to the complexity of the system.

It is to our knowledge the first stochastic model devoted to bike-sharing systems is in [7]. As a BCMP network [2], such a network has a product-form stationary measure. For a study of this large system, see [10] and reference therein.

There are two companion papers of this one. First [6] deals with a homogeneous model where different regulation strategies are explored. Simple models to study the system behavior under incentives to choose and redistribution by trucks are

proposed and analyzed. Second, a model with clusters is proposed in [5] but for a basic bike-sharing system, not taken into account incentives or redistribution. Paper [5] is a first step to work with a heterogeneous model. It allows to understand how to manage heterogeneity. Our present work has a completely different content, focusing on two-choice strategy, even if Section 3 has some similarities on methods used in [6], which are clearly presented.

Outline of the paper. Section 2 deals with the model description. Section 3 presents mean-field convergence results. In Section 4, the limiting stationary queue length distribution is investigated. As an example, for the two-cluster case, the probability that a queue is empty or full is studied as a function of s . It gives its qualitative behavior as well as quantitative bounds. In Section 5, the influence of the parameters is discussed, especially for the sizing problem. Section 6 gives a discussion, mainly on model limitations, and the conclusion of the paper.

2. MODEL DESCRIPTION

This section deals with the description of a closed queueing network. The heterogeneity is modeled by clusters. The key point is to take into account the finite capacities at the one-server queues and the resulting route of the customers. Moreover the behavior of the system under a two-choice strategy when joining the one-server queues is addressed.

Consider N one-server queues numbered from 1 to N , one infinite-server queue numbered 0 and a set of M customers. Unless queue 0 is specified, let us call a queue a one-server queue. In the system, both N and M are large, with the total proportion of customers per queue M/N tending to a constant s as N tends to infinity, which is a key quantity in terms of sizing. The queues are grouped in C clusters, $C \geq 1$, such that, in each cluster, the queues have the same parameters. There are N_i queues with capacity K_i in cluster i , with N_i/N tending to α_i , when N gets large. A customer leaves a queue of cluster i according to a Poisson process with rate λ_i . If there is no customer in the queue, nothing happens. She joins the infinite-server queue where service time has an exponential distribution with parameter μ . Then she chooses to join cluster j with probability γ_j . For that, she chooses two queues at random in cluster j , and the system indicates the least loaded among the two queues, ties being solved at random. She returns at this queue if it is possible. Otherwise, she remains in the infinite-server queue and thus reattempts selecting another cluster, after some time still exponentially distributed with parameter μ , then a third one if the two queues chosen in the second one are saturated, until she joins a one-server queue. All the interarrival and service times are assumed to be independent.

The key state process is then described. Let the process $U^N(t) = (U_{i,k}^N(t), 1 \leq i \leq C, 0 \leq k \leq K_i)$ be defined where $U_{i,k}^N(t)$ is the proportion of queues of cluster i with more than or equal to k customers at time t (the number of queues of cluster i with more than k customers divided by the number N_i of queues of cluster i). It is a time continuous Markov process irreducible on the finite state space

$\mathcal{U}_C = \{u = (u_{i,k})_{1 \leq i \leq C, 0 \leq k \leq K_i}, k \mapsto u_{i,k} \text{ decreasing, } u_{i,k} \geq 0, u_{i,0} = 1\}$, whose \mathcal{Q} -matrix is given by, for $u \in \mathcal{U}_C$,

$$\begin{cases} \mathcal{Q}(u, u - \frac{1}{N_i} e_{i,k}) &= \lambda_i N_i (u_{i,k} - u_{i,k+1}) \mathbf{1}_{k>0} \\ \mathcal{Q}(u, u + \frac{1}{N_i} e_{i,k+1}) &= \mu N (s - \sum_{c=1}^C \alpha_c \sum_{k=1}^{K_c} u_{c,k}) \gamma_i (u_{i,k}^2 - u_{i,k+1}^2) \mathbf{1}_{k < K_i}. \end{cases}$$

The first transition corresponds to the departure of a customer from a queue of cluster i with k customers (to queue 0), while the second transition to the arrival of a customer in a queue of cluster i with k customers (from queue 0).

3. CONVERGENCE RESULTS

As N gets large, the system behaves as the solution of a dynamical system. It is given by the following proposition.

3.1. Convergence to the dynamical system.

Proposition 1. *If $(U^N(0))$ converges in distribution to x then the Markov process $(U^N(t))$ converges in distribution to the unique solution $(u(t))$ of the following ODE, for $1 \leq i \leq C$,*

$$(1) \quad \begin{cases} u_{i,0}(t) = 1 \\ \dot{u}_{i,k}(t) = -\lambda_i (u_{i,k}(t) - u_{i,k+1}(t)) \mathbf{1}_{k < K_i} \\ \quad + \frac{\mu \gamma_i}{\alpha_i} (s - \sum_{c=1}^C \alpha_c \sum_{k=1}^{K_c} u_{c,k}(t)) (u_{i,k-1}^2(t) - u_{i,k}^2(t)), \quad 1 \leq k \leq K_i \end{cases}$$

with $u(0) = x$.

The proof is classical and omitted.

3.2. A unique equilibrium point for the dynamical system. Let us introduce the following notations. Let $1 \leq i \leq C$.

$$(2) \quad R_i \stackrel{\text{def}}{=} \mu \gamma_i / \lambda_i \alpha_i$$

$$(3) \quad r_i \stackrel{\text{def}}{=} R_i / \max_j R_j$$

and

$$(4) \quad \Lambda \stackrel{\text{def}}{=} 1 / \max_j R_j.$$

R_i is called the utilization of a queue in cluster i and r_i the relative utilization of a queue in cluster i .

An equilibrium point of this dynamical system is thus a solution \bar{u} of

$$(5) \quad \begin{cases} u_{i,0} = 1 \\ 0 = (u_{i,k} - u_{i,k+1}) \mathbf{1}_{k < K_i} - \rho r_i (u_{i,k-1}^2 - u_{i,k}^2) \quad , 1 \leq k \leq K_i. \end{cases}$$

where

$$(6) \quad \rho \stackrel{\text{def}}{=} \Lambda^{-1} (s - \sum_{c=1}^C \alpha_c \sum_{k=1}^{K_c} u_{c,k}).$$

The proof of the uniqueness of the equilibrium point, i.e. the solution of equation (5) is given in [6]. The sketch of the proof is recalled here for the clarity of the exposition.

The proof is the following. First, let $i \in \{1, \dots, C\}$ be fixed. There is a probabilistic interpretation for the equilibrium point \bar{u}_i of the ODE (1). By equation (5), $(\bar{u}_{i,k})_{0 \leq k \leq K_i}$ is the limiting distribution of the stationary number of customers in a queue in a system of L queues with the same capacity K_i , where service times at each queue are independent with exponential distribution with mean 1 and where the arrival process at the system is a Poisson process with rate $\rho r_i L$, customers choosing then two queues at random among the L and going to the least loaded, ties being solved at random, where ρ is solution of equation (6). Inter arrival times and service times are assumed to be independent. Note that ρ depends on all the $(\bar{u}_{i,k})_{0 \leq k \leq K_i}$, $1 \leq i \leq C$. Thus its existence and uniqueness has to be proved. Two main arguments are needed.

First, let such a system of L queues with a two-choice strategy be with a fixed arrival rate ρL . There exists a unique equilibrium point \bar{v} for the associated dynamical system $(v(t))$, limit as L gets large of the process $(V^N(t))$ where $V^N(t)$ is the vector of the proportion at time t of queues with more than k customers, $0 \leq k \leq K$. It is given by the following lemma.

Lemma 1. *There exists a unique solution $\bar{v} = \nu_{\rho, K}$ of*

$$(7) \quad \begin{cases} v_0 = 1 \\ 0 = (v_k - v_{k+1} 1_{k < K}) - \rho(v_{k-1}^2 - v_k^2) \quad , 1 \leq k \leq K. \end{cases}$$

Proof. If K is infinite, this result is known for a long time (see for example [16] or [11]) and have an explicit form

$$(8) \quad \bar{v}_k = \rho^{2^{k-1}-1}, \quad k \geq 0.$$

In case of finite capacity, the result is given in [6], where the proof is detailed. Nevertheless, an explicit expression is not available. \square

Second, the following monotonicity property is very useful.

Lemma 2. *$\nu_{\rho, K}$ is an increasing function of ρ .*

Proof. It can be proved by a coupling argument that, if $\rho \leq \rho'$ then, for each k , $1 \leq k \leq K$, for each $t > 0$, $V_k^{N, \rho}(t) \leq_{st} V_k^{N, \rho'}(t)$. As usual, such a proof is tedious but necessary to avoid mistakes. It has been skipped in [6]. It is given here in Appendix. Taking the limit as N tends to $+\infty$, it ends the proof. \square

Proposition 2. *There exists a unique solution $\bar{u} = (\bar{u}_{i,k})_{1 \leq i \leq C, 0 \leq k \leq K_i}$ to equation (5), given, for $1 \leq i \leq C$ and $1 \leq k \leq K_i$, $\bar{u}_{i,k} = \nu_{\rho r_i, K_i}$ where ρ is the unique solution of*

$$(9) \quad s = \Lambda \rho + \sum_{c=1}^C \alpha_c \sum_{k=1}^{K_c} \nu_{\rho r_c, K_c}(k).$$

Proof. Let \bar{u} be an equilibrium point of the dynamical system. Then, by definition, \bar{u} is solution of (5). By Lemma 1, $\bar{u}_i = \nu_{\rho r_i, K_i}$ where ρ is given by equation (6). Therefore, the existence and uniqueness of \bar{u} reduces to the existence of such a ρ solution of (6). This equation can be rewritten as equation (9).

By Lemma 2, the right hand side of equation (9) is an increasing function of ρ , from 0 to $+\infty$. Thus there exists a unique $\rho > 0$ solution of (9). \square

3.3. Convergence of the invariant measures. The following proposition ensures that the limit as N gets large of the stationary proportion of queues of cluster i with more than k customers is given by the equilibrium point of the ODE i.e. $\bar{u}_{i,k} = \nu_{\rho r_i, K_i}$.

Proposition 3. *The sequence of invariant measures of $(U^N(t))$ converges as N gets large to the Dirac mass at \bar{u} i.e. $U^N(\infty)$ converges to the deterministic vector \bar{u} , as N tends to infinity.*

3.4. Generalization to the case of incentives. Assume now that only a fraction β_i of customers joining cluster i choose among two queues when leaving the infinite-server queue. Proposition 1 can be rewritten as follows.

Proposition 4. *If $(U^N(0))$ converges in distribution to x then the Markov process $(U^N(t))$ converges in distribution to the unique solution $(u(t))$ of the following ODE, for $1 \leq i \leq C$,*

$$(10) \quad \begin{cases} u_{i,0}(t) = 1 \\ \dot{u}_{i,k}(t) = -\lambda_i(u_{i,k}(t) - u_{i,k+1}(t))\mathbf{1}_{k < K_i} \\ \quad + \frac{\mu\gamma_i}{\alpha_i} \left(s - \sum_{c=1}^C \alpha_c \sum_{k=1}^{K_c} u_{c,k}(t) \right) \\ \quad (\beta_i(u_{i,k-1}^2(t) - u_{i,k}^2(t)) - (1 - \beta_i)(u_{i,k-1}(t) - u_{i,k}(t))), \quad 1 \leq k \leq K_i \end{cases}$$

with $u(0) = x$.

Then proposition 2 can also be rewritten as follows.

Proposition 5. *There exists a unique solution $\bar{u} = (\bar{u}_{i,k})_{1 \leq i \leq C, 0 \leq k \leq K_i}$ to*

$$(11) \quad \begin{cases} u_{i,0} = 1 \\ 0 = (u_{i,k} - u_{i,k+1})\mathbf{1}_{k < K_i} - \rho r_i \left(\beta_i(u_{i,k-1}^2 - u_{i,k}^2) + (1 - \beta_i)(u_{i,k-1} - u_{i,k}) \right), \\ 1 \leq k \leq K_i. \end{cases}$$

given, for $1 \leq i \leq C$ and $1 \leq k \leq K_i$, by $\bar{u}_{i,k} = \nu_{\rho r_i, K_i}$ where ρ is the unique solution of

$$(12) \quad s = \Lambda\rho + \sum_{c=1}^C \alpha_c \sum_{k=1}^{K_c} \nu_{\rho r_c, K_c}(k).$$

The proof uses that Lemma 1 remains true in the extended framework. Furthermore Proposition 3 holds.

To conclude, convergence results adapt to the case where $\beta \in]0, 1[$. It has a great importance in applications because in practice, only a fraction of users can follow incentives to go to a queue given by an advisor.

4. PERFORMANCE ANALYSIS

In this model, by Propositions 2 and 3, ρ is a parameter for s by equation (12) and the limiting stationary state given by the $\nu_{\rho r_i, K_i}$'s. Thus, as N tends to infinity,

the limiting proportion of problematic queues in each cluster can be plotted by a parametric curve in ρ as a function of the proportion s of customers per queue and then the global limiting proportion of problematic queues. The aim is to investigate this function. It will reduce to study its behavior around the different minima of the limiting proportions of problematic queues in each cluster. In the following, the system is always studied as it gets large even if the word limiting is not mentioned.

Definition 1. Let $C \geq 1$ be fixed. Denote by α the vector $(\alpha_i)_{1 \leq i \leq C}$ and by K the vector $(K_i)_{1 \leq i \leq C}$. Let

$$(13) \quad P(C, \rho, \alpha, K) = \sum_{i=1}^C \alpha_i P(\rho r_i, K_i)$$

where $P(\rho, K) = \nu_{\rho, K}(0) + \nu_{\rho, K}(K)$ be the limiting global proportion of problematic queues. Note that $P(\rho r_i, K_i)$ is the proportion of problematic queues in cluster i , also denoted by $P_i(\rho)$ in the following, with a slight abuse of notation, as the dependence on r_i and K_i is not explicitly expressed. Note also that for $C = 1$, $P(1, \rho, 1, K)$ reduces to $P(\rho, K)$.

Unfortunately, there is no explicit form for $\nu_{\rho, K}$ as the capacity of the queues is finite. One can wonder whether the explicit expression of $\nu_{\rho, K}$ for $K = +\infty$ can be used as a good approximation for $K < \infty$, because in practice K is equal to a few tens. In fact this approximation is far to be sufficient. Take the homogeneous case $C = 1$. The behavior of the proportion of problematic queues around the minimum is described by a very short interval $\rho < 1$, ρ close to 1 (see details in [6, Theorem 2]). For this interval, the previous approximation collapses. Theorem 2 in [6] fills this gap by describing precisely the behavior of the performance around its minimum. In the case of different clusters, the situation is more complicated. The behavior of the curve when ρ is not close to 1 is also needed. For example for $\rho < 1$, the approximation when $K = +\infty$ is used. The following section provides such approximations. It recalls first the result of Theorem 2 in [6] for the homogeneous case $C = 1$, when $\rho < 1$, ρ close to 1, then gives approximations in the two cases $\rho < 1$ and $\rho \geq 1$.

4.1. Preliminary results on the homogeneous case. For that, let us focus on the homogeneous case $C = 1$. For sake of simplicity, and with a slight abuse of notation, the notation \bar{u} is replaced by either $u(\rho, K)$ or u . The first lemma aims to rewrite equation

Lemma 3. Equation (7) is equivalent to

$$(14) \quad \begin{cases} u_0 &= 1, \\ u_{k+1} &= \rho(u_k^2 - 1) + u_1, \quad 1 \leq k \leq K, \\ u_{K+1} &= 0. \end{cases}$$

Proof. Indeed, by equation (7), it holds, for $1 \leq k \leq K$,

$$u_k - \rho u_{k-1}^2 = u_{k+1} - \rho u_k^2 = u_1 - \rho.$$

The equivalence follows. \square

To understand the behavior of the performance, the proportion of problematic queues denoted by $P(\rho, K)$ and defined as $\nu_{\rho, K}(0) + \nu_{\rho, K}(K)$ has to be determined as long as $\sum_{k=1}^K u_k(\rho, K)$ which allows to obtain s . These values are needed with

the largest precision according to the value of parameter ρ . For $\rho < 1$ and close to 1,

Lemma 4. (i) For $\rho \in [1 - 2^{-K/2}, 1]$, $P(\rho, K) \leq 4\sqrt{K}2^{-K/2}$.

$$(ii) \sum_{k=1}^K u_k(1 - 2^{-K/2}, K) \leq K/2 \text{ and } \sum_{k=1}^K u_k(1, K) \geq K - \log_2 K - 3.$$

Corollary 1. In an homogeneous system with 2-choice incentives, the proportion of problematic queues $P(\rho, K)$ is less than $\sqrt{K}2^{-K/2}$ for all $s \in [K/2 + \lambda/\mu, K - \log_2 K - 3]$.

Proof. The two previous results are proved in [6, Theorem 2]. \square

The following lemma deals with the case $\rho < 1$.

Lemma 5. For $\rho < 1$, (i) $1 - \rho \leq P(\rho, K) \leq 1 - \rho + 2\rho^{2^K - 1}$,

$$(ii) S(\rho, K) - 2^{K+1}\rho^{2^{K+1}-1} \leq \sum_{k=1}^K u_k(\rho, K) \leq S(\rho, K) \text{ where } S(\rho, K) \stackrel{\text{def}}{=} \sum_{k=1}^K \rho^{2^k - 1}.$$

Proof. For $\rho \leq 1$, $u_1 \leq 1$ (see details in [6, Theorem 2]). Then, using equation (14), for $1 \leq k \leq K$, $u_k \leq \rho^{2^k - 1}$. Thus the last inequality in (ii) holds.

Let $\varepsilon = \rho - u_1$. Still using equation (14), for $1 \leq k \leq K$,

$$(15) \quad u_{k+1} = \rho u_k^2 - \varepsilon.$$

Note that the proof of [6, Theorem 2] leads to $0 < \varepsilon \leq K2^{-K}$, for each $\rho \leq 1$. If $\rho < 1$, a better bound can be obtained. Using equation (15), for $1 \leq k \leq K$, $u_k \leq \rho u_{k-1}^2$ then by induction, for $1 \leq k \leq K$, $u_k \leq \rho^{2^k - 1} u_1^{2^k - 1}$. But $u_{K+1} = 0$, thus $u_{K+1} = 0 = \rho u_K^2 - \varepsilon \leq \rho^{2^K - 1} u_1^{2^K} - \varepsilon \leq \rho^{2^K - 1} (\rho - \varepsilon)^{2^K} - \varepsilon$. Therefore

$$\varepsilon \leq \rho^{2^{K+1} - 1} \left(1 - \frac{\varepsilon}{\rho}\right)^{2^K} \leq \rho^{2^{K+1} - 1}.$$

By a direct recurrence, already in the proof of [6, Theorem 2], $u_k \geq \max(\rho^{2^k - 1} - (2^k - 1)\varepsilon, 0)$, and therefore $u_k \geq \max(\rho^{2^k - 1} - 2^k \varepsilon, 0)$. It yields

$$\sum_{k=1}^K u_k \geq \sum_{k=1}^K (\rho^{2^k - 1} - 2^k \varepsilon) \geq S(\rho, K) - (2^{K+1} - 2)\varepsilon \geq S(\rho, K) - 2^{K+1}\rho^{2^{K+1} - 1}.$$

Furthermore, to prove (ii), $P(\rho, K) = 1 - u_1 + u_K = 1 - u_1 + \sqrt{\frac{\rho - u_1}{\rho}} = 1 - \rho + \varepsilon + \sqrt{\frac{\varepsilon}{\rho}}$

where

$$(16) \quad \varepsilon + \sqrt{\varepsilon/\rho} \leq \rho^{2^{K+1} - 1} + \rho^{2^K - 1} \leq 2\rho^{2^K - 1}.$$

It ends the proof. \square

For $\rho \geq 1$, queues tend to be overloaded. It is thus interesting to introduce the number w_k of queues with more than k empty slots, instead of the number of queues with more than k customers. The study of w leads to the following result.

Lemma 6. For $\rho \geq 1$,

$$(i) \quad \zeta(\rho, K) \leq \sum_{k=1}^K u_k \leq K - \frac{1}{2\rho - 1} + \eta(\rho, K)$$

$$\text{where } \zeta(\rho, K) = \sum_{k=1}^K x_k \text{ with } x_1 = \sqrt{(\rho - 1)/\rho}, x_{k+1} = \sqrt{(x_k - 1)/\rho + 1}$$

$$\text{and } \eta(\rho, K) = \frac{1}{(2\rho - 1)(2\rho)^K} + \frac{K^2 2^{-K}}{2\rho - 1} + \frac{K 2^{-K}}{(2\rho - 1)^2 (2\rho)^K}.$$

$$(ii) \quad \sqrt{1 - 1/\rho} \leq P(\rho, K) \leq \sqrt{1 - 1/\rho} + K 2^{-K} (1 + 1/2\sqrt{\rho(\rho - 1)}).$$

Remark. First here ζ has not an explicit expression but is numerically computable. Second, the value of $\eta(\rho, K)$ is negligible for the practical values of K . Numerically, note first that s is close to K for $\rho = 1.1$. The mean capacity of stations in Paris is more than 32, with a standard deviation of 13. For $\rho = 1.1$ and $K = 20$, $\eta(\rho, K) \approx 0.026$ which is negligible compared to 1.

The proof is given in Appendix.

4.2. Results on the two-cluster case. This section deals with the two-cluster case in order to have simple and readable results. The two clusters are numbered such that $r_1 \leq r_2$. By definition, $r_2 = 1$. As investigated in Section 4.1, the interval of ρ for which the proportion of problematic queues of cluster i is minimal is very centered around $\rho r_i = 1$. In the case of two clusters, the trends are the following: the proportion of problematic queues in cluster 1 is minimal on an interval corresponding to ρr_1 close to 1, i.e. for ρ close to $1/r_1$. This interval does not correspond to $\rho r_2 = \rho$ close to 1, thus does not match with the region where the proportion of problematic queues in cluster 2 is minimal, which is very centered around $\rho = 1$. Therefore there are two different regions where the proportion of problematic queues is minimal in each cluster. Concerning the global proportion of problematic queues, there are two plateaux. The first one corresponds to $\rho = 1$ and the second one to $\rho = 1/r_1$.

4.3. The first plateau. A result similar to Corollary 1 holds for the first plateau corresponding to $\rho = 1$.

Recall that as given in Definition 1, $P(\rho r_i, K_i)$ is the proportion of problematic queues in cluster i given by $P(\rho r_i, K_i) = \nu_{\rho r_i, K_i}(0) + \nu_{\rho r_i, K_i}(K_i)$, $P(C, \rho, \alpha, K)$ is the global proportion of problematic queues in the system given by equation (13), and s is given as a function of ρ by equation (12).

Proposition 6. *In a two-cluster system with two-choice incentives, a first plateau corresponds to ρ close to 1 and $P_1(\rho) \approx 1 - r_1$ while $P_2(\rho) \approx 0$. More precisely,*

$$\alpha_1(1 - r_1) \leq P(2, \rho) \leq \alpha_1(1 - r_1) + 4\alpha_2\sqrt{K_2}2^{-K_2/2} + \alpha_1(r_1 2^{-K_2/2} + 2r_1^{2^{K_1} - 1})$$

for all s in

$$\left[\Lambda + \alpha_2 K_2 / 2 + \alpha_1 S(r_1, K_1), \right. \\ \left. \Lambda + \alpha_2 (K_2 - \log_2 K_2 - 3) + \alpha_1 (S(r_1, K_1) - 2^{K_1 + 1} r_1^{2^{K_1 + 1} - 1}) \right].$$

Proof. Let ρ be in $[1 - 2^{-K_2/2}, 1]$. On one hand, by Lemma 4, $P(\rho, K_2) \leq 4\sqrt{K_2}2^{-K_2/2}$.

On the other hand, on this interval of ρ , $\rho r_1 \in [r_1(1 - 2^{K_2/2}), r_1]$. But

$$P(\rho r_1, K_1) = 1 - \nu_{\rho r_1, K_1}(1) + \nu_{\rho r_1, K_1}(K_1).$$

Let $\epsilon_{\rho,K} = \rho - \nu_{\rho,K}(1)$. By equation (14), thus, $\nu_{\rho r_1, K_1}(K_1) = \sqrt{\epsilon_{\rho r_1, K_1}/(\rho r_1)}$ and then, by definition of $P(\rho, K)$,

$$(17) \quad P(\rho r_1, K_1) = 1 - r_1 + r_1(1 - \rho) + \epsilon_{\rho r_1, K_1} + \sqrt{\epsilon_{\rho r_1, K_1}/(\rho r_1)}.$$

As $\rho r_1 < 1$, by equation (16), the sum of the two last terms of the right-hand side of equation (17) is less than $2(\rho r_1)^{2^{K_1}-1}$. Hence,

$$(18) \quad 1 - r_1 \leq P(\rho r_1, K_1) \leq 1 - r_1 + r_1 2^{-K_2/2} + 2r_1^{2^{K_1}-1}.$$

Furthermore, for $\rho = 1 - 2^{K_2/2}$, $\sum_{k=1}^{K_2} \nu_{1-2^{K_2/2}, K_2}(k) \leq K_2/2$ by Lemma 4 and $\sum_{k=1}^{K_1} \nu_{(1-2^{K_2/2})r_1, K_1}(k) \leq S(r_1, K_1)$, by Lemma 5 and the monotonicity of $S(\rho, K)$ as a function of ρ . Then for $\rho = 1$, $\sum_{k=1}^{K_2} \nu_{1-2^{K_2/2}, K_2}(k) \geq K_2 - \log_2 K_2 - 3$ by Lemma 4 and $\sum_{k=1}^{K_1} \nu_{(1-2^{K_2/2})r_1, K_1}(k) \geq S(r_1, K_1) - 2^{K_1+1} r_1^{2^{K_1+1}-1}$, by Lemma 5. Then, for all

$$s \in [\Lambda + \alpha_2 K_2/2 + S(r_1, K_1), \Lambda + \alpha_2(K_2 - \log_2 K_2 - 3) + \alpha_1(S(r_1, K_1) - 2^{K_1+1} r_1^{2^{K_1+1}-1})],$$

$$\rho \in [1 - 2^{-K_2/2}, 1]. \text{ It ends the proof. } \quad \square$$

4.4. The second plateau. Similarly, the following result holds. Let us denote $\rho_1 = (1 - 2^{-K_1/2})/r_1$. Only the case where $\rho_1 > 1$ will be investigated. A similar result will be proved in the other case.

Proposition 7. *If $\rho_1 > 1$, in a two-cluster system with two-choice incentives, a second plateau corresponds to $\rho < 1/r_1$ and close to $1/r_1$ and $P_2(\rho) \approx \sqrt{1 - r_1}$ while $P_1(\rho) \approx 0$. More precisely,*

$$\alpha_2 \sqrt{1 - r_1 + r_1 2^{-K_1/2}} \leq P(2, \rho) \leq \alpha_2 \sqrt{1 - r_1} + 4\alpha_1 \sqrt{K_1} 2^{-K_1/2} + \alpha_2 K_1 2^{-K_1} (1 + 1/(2\sqrt{\rho_1(\rho_1 - 1)})).$$

for all s in

$$\left[\Lambda \rho_1 + \alpha_1 K_1/2 + \alpha_2 (K_2 - \frac{1}{2/r_1 - 1} + \eta(\rho_1, K_2)), \right. \\ \left. \Lambda/r_1 + \alpha_1 (K_1 - \log_2 K_1 - 3) + \alpha_2 \zeta(1/r_1, K_2) \right].$$

Proof. Let ρ be in $[\rho_1, \frac{1}{r_1}]$. By Lemma 4, $P(\rho r_1, K_1) \leq 4\sqrt{K_1} 2^{-K_1/2}$. Then, because $\rho_1 > 1$, by Lemma 6, $\sqrt{1 - r_1 + r_1 2^{-K_1/2}} \leq P(\rho, K_2) \leq \sqrt{1 - r_1} + K_1 2^{-K_1} (1 + \frac{1}{2\sqrt{\rho_1(\rho_1 - 1)}})$.

Using the same two lemmas, taking $\rho = \rho_1$, as $\rho_1 r_1 = 1 - 2^{-K_1/2}$ is close to 1,

$$\sum_{k=1}^{K_1} \nu_{1-2^{-K_1/2}, K_1}(k) \leq \sum_{k=1}^{K_1} \nu_{1, K_1}(k) \leq K_1/2,$$

and

$$\sum_{k=1}^{K_2} \nu_{\rho_1, K_2}(k) \leq K_2 - \frac{1}{2/r_1 - 1} + \eta(\rho_1, K_2)$$

and taking $\rho = 1/r_1$, $\sum_{k=1}^{K_1} \nu_{1, K_1} \geq K_1 - \log_2 K_1 - 3$ and $\sum_{k=1}^{K_2} \nu_{1/r_1, K_2}(k) \geq \zeta(1/r_1, K_2)$.

Putting the last two arguments together ends the proof. \square

4.5. Plotting the performance. First, the proportion of problematic queues $P_i(\rho)$ in each cluster i is plotted as a function of s . The value of the different parameters are indicated in Figure 1.

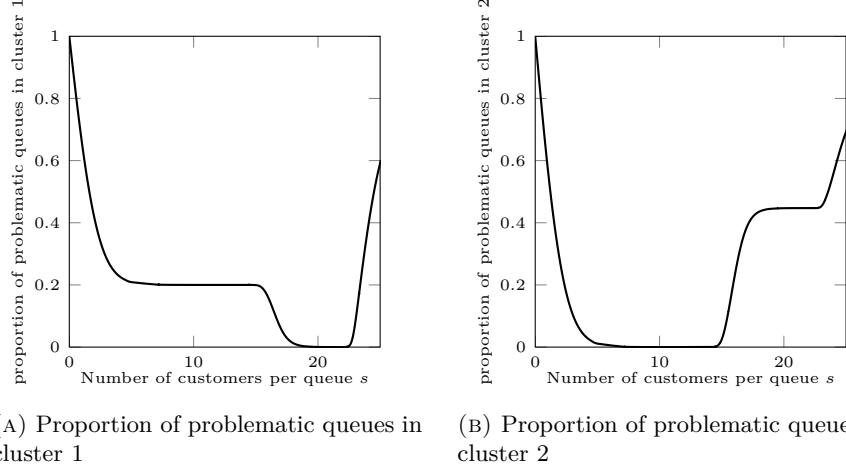


FIGURE 1. Proportion of problematic queues in cluster as a function of the mean number of customers per queue s , with $\Lambda = 1, 3$, $K_1 = 20$, $K_2 = 25$, $r_1 = 0, 8$, $r_2 = 1$, $\alpha_1 = 0, 4$, $\alpha_2 = 1 - \alpha_1 = 0, 6$.

Both regions analysed in Sections 4.3 and 4.4 are observed for both clusters:

- A region where the proportion of problematic queues is very low, as for the 2-choice regulated homogeneous model. It corresponds to the interval $[18, 22]$ of values of s for cluster 1 (Figure 1a) and $[7, 14]$ for cluster 2 (Figure 1b).
- A region where the proportion of problematic queues is quasi constant, which matches the region where it is minimal for the other cluster. For cluster 1, it is interval $[7, 14]$ and on this interval $P_1(\rho) \approx 1 - r_1 = 0, 2$. For cluster 2, on $P_2(\rho) \approx \sqrt{1 - r_1} \approx 0, 45$ on $[18, 22]$.

Then Figure 3 plots the global proportion of problematic queues for the model with the same parameters. Note the presence of the two plateaux:

- the first one for $\rho < 1$, ρ close to 1, due to cluster1-queues. By equation (1),

$$P(\rho) \approx \alpha_1 P_1(\rho, K_1) \approx \alpha_1 (1 - r_1) = 0, 08.$$

It corresponds to the interval $[7, 14]$ of s . By blue dashed lines, the interval of s $[9, 42, 12, 34]$ determined in Proposition 6 is drawn. Recall that on this interval, explicit bounds on performance are given.

- a second one for ρ close to $1/r_1$, due to cluster2-queues. On this interval,

$$P(\rho) \approx \alpha_2 P_2(\rho, K_2) \approx \alpha_2 \sqrt{1 - r_1} \approx 0, 27.$$

This plateau corresponds to s in $[18, 22]$. Green dashed lines draw bounds obtained in Proposition 7, i.e. s in $[19, 9, 21, 1]$.

4.6. Influence of the model parameters.

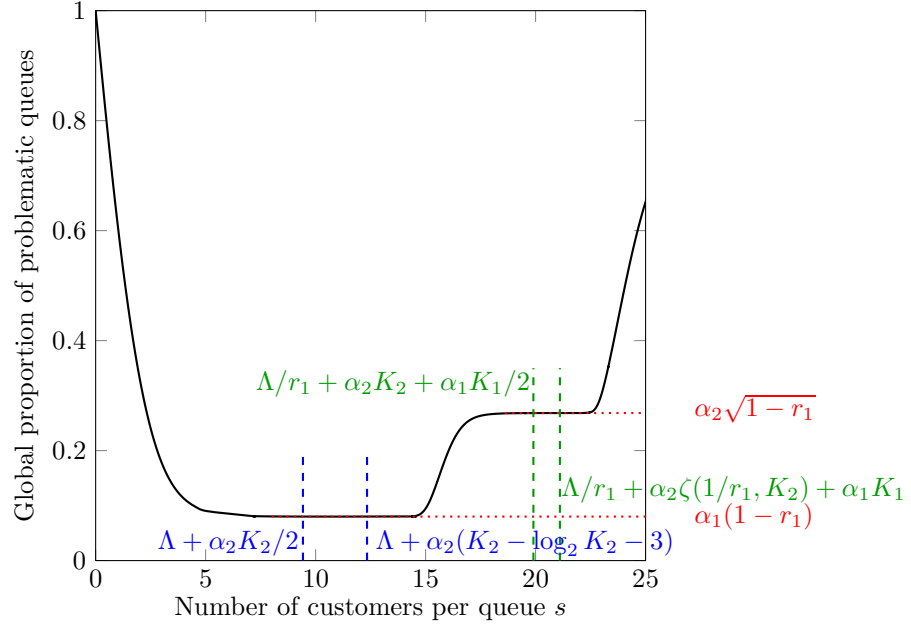


FIGURE 2. Global proportion of problematic queues as a fonction of the mean number of customers per queue s .

4.6.1. *Influence of Λ .* Eventually, Figure 4 represents the influence of Λ on the model. By Definition 2, Λ is directly related to the load characteristics of the different clusters and generalizes λ/μ when $C = 1$. By equation (12), Λ appears in the expression of s only by the term $\Lambda\rho$, increasing Λ will shift the curve to the right just slightly modifying the different interval shape or size.

4.6.2. *Influence of K .* The different capacities do not change the performance for the plateaux. They change the intervals where these performances are achieved. The intervals are shifted to the right where the K_i are larger.

4.6.3. *Influence of the utilizations.* A large imbalance between queues increases the probability of problematic queues. The second plateau is also shifted to the right.

4.6.4. *Influence of the cluster sizes.* A small cluster with the lowest utilisation, α_1 small, gives a lower proportion of problematic queues. Moreover, while α_2 is large, the plateaux are shifted to the right.

To conclude, the worse configuration is a small cluster of queues with high utilization with respect to a large cluster of queues with low utilization.

5. DIMENSIONING THE SYSTEM

Dimensioning a bike-sharing system means choosing both the capacities and the value of s in order to have a minimum proportion of problematic queues. The fluctuations in time of the parameters is one of the problems to manage the system.

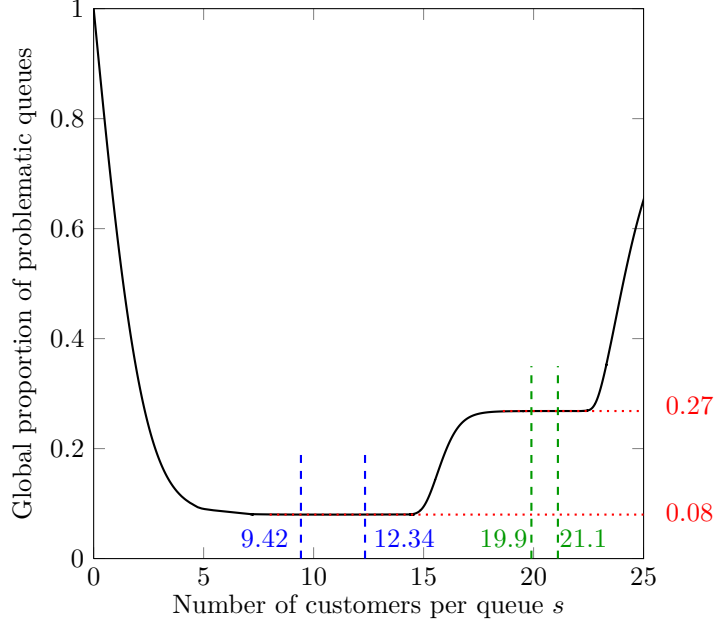


FIGURE 3. Global proportion of problematic queues as a function of the mean number of customers per queue s , with $\Lambda = 1, 3$, $K_1 = 20$, $K_2 = 25$, $r_1 = 0, 8$, $r_2 = 1$, $\alpha_1 = 0, 4$, $\alpha_2 = 1 - \alpha_1 = 0, 6$.

Fluctuations of parameters like arrival rates or probabilities to return in queues due for example to flows between housing and working areas, peak activities, etc. just affect quantity Λ . The clusters are assumed to be fixed during the time, thus the vectors α and K are fixed. Therefore, the problem reduces to obtain a system able to work for the different values of utilization, more precisely from a very low Λ_{min} , close to 0 to a maximum Λ_{max} value of Λ .

One-cluster case.

One has to design a system able to work efficiently for different arrival rates. We consider a two-choice regulated homogeneous system where the capacity K of the queues and also the proportion s of customers per queue has to be determined. One has to manage a system working from λ_{min} to λ_{max} . The mean trip time does not vary over time. In Corollary 1, an interval for s $[K/2 + \lambda/\mu, K - \log_2 K - 3]$ is determined where the performance is very good. K must be chosen such that both intervals for $\lambda = \lambda_{min}$ and $\lambda = \lambda_{max}$ have a non empty intersection, that is written

$$K/2 + \lambda_{max}/\mu \leq \lambda_{min}\mu + K - \log_2 K - 3.$$

It is equivalent to

$$K/2 - \log_2 K \geq (\lambda_{max} - \lambda_{min})/\mu + 3.$$

Function $\psi : x \mapsto x/2 - \log_2 x$ is strictly increasing on $[2/\ln 2, +\infty[$ and positive for $x \geq 4$. It admits an inverse function defined on $]0, +\infty[$ and it is just obtained when $K \geq \psi^{-1}((\lambda_{max} - \lambda_{min})/\mu + 3)$. For example, when $\lambda_{max} - \lambda_{min}/\mu = 10$, take just $K \geq 37$. Then s must be taken between $K/2 + \lambda_{max}/\mu$ and $\lambda_{min}\mu + K - \log_2 K - 3$.

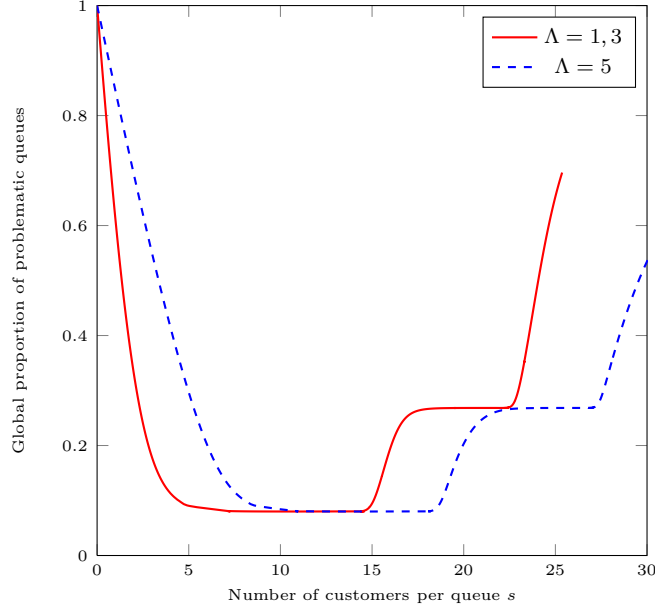


FIGURE 4. Influence of Λ on system performance, with $K_1 = 20$, $K_2 = 24$, $r_1 = 0,8$, $r_2 = 1$, $\alpha_1 = 0,4$ and $\alpha_2 = 1 - \alpha_1 = 0,6$.

Note that in practice, bounds are not so tight even if they provide an interval for s where the performance is very weak. In fact this interval is very close to $[K/2 + \lambda/\mu, K + \lambda/\mu]$. A lower minimal value of K can be expected. In the previous numerical example, this minimal value is not far from 20.

It is commonly admitted that in Paris s is fixed to $0.5K$ while in Lyon to $0.7K$, K being a mean value of the queue capacities. A data analysis would be necessary to discuss the relevancy of these choices. Of course, a homogeneous model is a very rough picture of the system.

Two-cluster case. The same kind of dimensioning could be attempted in this case. Because if the two plateaux, the idea is to manage the system in order to obtain the lowest proportion of problematic queues. There are two cases according which of the two plateaux give the best performance. the study is limited to one of these two cases, the other one being more intricate.

If $\alpha_1(1-r_1) < \alpha_2\sqrt{1-r_1}$ i.e. $\alpha_1\sqrt{1-r_1}/\alpha_2 < 1$ then one has to choose K such that the first plateaux for $\Lambda = \Lambda_{min}$ and $\Lambda = \Lambda_{max}$ have a non empty intersection, that is written

$$\alpha_2 K_2/2 + \Lambda_{max} \leq \Lambda_{min}\mu + \alpha_2(K_2 - \log_2 K_2 - 3).$$

It is equivalent to

$$K_2/2 - \log_2 K_2 \geq (\Lambda_{max} - \Lambda_{min})/\alpha_2 + 3$$

then to

$$K \geq \psi^{-1}((\Lambda_{max} - \Lambda_{min})/\alpha_2 + 3).$$

Moreover, for such a K_2 , s must be taken between $\alpha_2 K_2/2 + \Lambda_{max}/\mu$ and $\Lambda_{min}\mu + \alpha_2(K_2 - \log_2 K_2 - 3)$. For example, when $\Lambda_{max} - \Lambda_{min} = 10$, $\alpha_2 = 1/2$, take just $K \geq 57$ and for s in the previous interval, the proportion of problematic queues is minimal equal to $\alpha_1(1 - r_1)$.

6. CONCLUSION

Via the analysis of the large closed network with two clusters and a two-choice strategy, the behavior of this model is quite well understood. The results underscore that, due to the heterogeneity, the system does not perform well in the sense that there is always a cluster with a non negligible proportion of problematic queues. It cannot disappear by sizing the system. Capacities and fleet size can be adjusted to obtain the lowest proportion of problematic queues, but this value is a function of the cluster size and imbalance of the stations.

In the dimensioning problem, knowing precisely the intervals where the proportion of problematic queues is low is crucial. Bounds derived for that purpose do not seem to be tight and need to be improved. Moreover, this analysis should be extended to any number of clusters.

In applications, due to incentives, only a fraction of users follow the rule. Though the convergence results hold, the behavior remains to understand. This is a challenging problem for future work.

7. APPENDIX

Proof of Lemma 2

Proposition 8. *If $\rho \leq \rho'$ then, for each k , $1 \leq k \leq K$, for each $t > 0$,*

$$V_k^{N,\rho}(t) \leq_{st} V_k^{N,\rho'}(t).$$

Proof. Note that there is no explicit expression for the $\nu_{\rho,K}(k)$'s for $K < +\infty$. If $K = +\infty$, using this expression (8), it is clear that, for each k , $\nu_{\rho,K}(k)$ is an increasing function of ρ . It leads to prove this strongest result.

This result is proved by coupling. Let ρ and $\tilde{\rho}$ be such that $\rho < \tilde{\rho}$. Blue customers arrive according to a Poisson process with parameter ρN . Independently, red customers arrive according to a Poisson process with parameter $(\tilde{\rho} - \rho)N$. Take two join-the-shortest-queue-among-two systems with N queues described as previously. In system 1, the arriving process is the process with blue customers. In system 2, the arriving process is the superposition of the processes with blue and red customers, which is Poisson with parameter $\tilde{\rho}$. In both systems, blue customers have the same arriving and service times, and choose the same two queues, ties being solved with the same Bernoulli random variables.

Let us define the two following operations:

- *exchange* a red and a blue customer means that they change both color and residual service times.
- *repaint* a red in blue occurs at the arrival of a blue customer. This latest one is lost, but the red one (already queuing) takes his color (blue) and service time.

We construct a coupling *repainting* sometimes a red customer in blue or *exchanging* a red and a blue customer, such that, at each time, at each queue, the blue customers are the *same* in both systems. *The same* means there is the same number of customers, in the same order, with the same residual service times, and

at the beginning of the queue (red are always behind). Let this assertion at time t be called $\mathcal{A}(t)$. It implies that for each $t > 0$, $L(t) \leq \tilde{L}(t)$.

For that we prove that, if \mathcal{A} is true just before an arrival or a departure of a customer, then it is true after this time. It is obvious at a departure time of a customer or at an arrival time of a red customer.

At an arrival time of a blue customer, say time t , let the two chosen queues be i and j . Assume that $\tilde{L}_i(t_-) \leq \tilde{L}_j(t_-)$. Recall $\mathcal{A}(t_-)$ is true. Prove $\mathcal{A}(t)$ distinguishing different cases.

- (a) If $\tilde{L}_i(t_-) < \tilde{L}_j(t_-)$ and $L_i(t_-) < L_j(t_-)$, then the blue customer is accepted in queue i in both systems. So $\mathcal{A}(t)$ holds.
- (b) If $\tilde{L}_i(t_-) < \tilde{L}_j(t_-)$ and $L_i(t_-) = L_j(t_-)$, then the blue customer is accepted in queue i for system 2. In system 1, there is a tie. If it is solved with the blue customer in queue i , $\mathcal{A}(t)$ holds. Otherwise it is solved with the blue customer in queue j . But there is at least one red customer in queue j , so repaint the first one in the queue in blue and the arriving blue customer (in queue i in system 2) in red. It means also that the service time of the arriving blue customer is exchanged with the residual service time of the red one. Notice that this residual service time has also an exponential distribution with parameter 1. Thus $\mathcal{A}(t)$ holds.
- (c) If $\tilde{L}_i(t_-) = \tilde{L}_j(t_-) < K$ and $L_i(t_-) \neq L_j(t_-)$, for example $L_i(t_-) < L_j(t_-)$. Thus in system 1, the arriving blue customer goes to queue i . There is a choice in system 2 and do as in case (b).
- (d) If $\tilde{L}_i(t_-) = \tilde{L}_j(t_-) = K$ and $L_i(t_-) = L_j(t_-) = K$, the blue customer is rejected in both systems. $\mathcal{A}(t)$ holds.
- (e) If $\tilde{L}_i(t_-) = \tilde{L}_j(t_-) = K$ and $L_i(t_-)$ or $L_j(t_-) < K$. The arriving blue customer is accepted in system 1, for example in queue i . But the arriving blue customer is rejected in system 2. Nevertheless, in this case, there is one red customer in queue i thus the first one is painted in blue, his remaining service time becomes the same as the service time of the blue customer accepted in system 1. It is clear that his total service time has an exponential distribution with parameter 1.
- (f) If $\tilde{L}_i(t_-) < \tilde{L}_j(t_-)$ and $L_i(t_-) > L_j(t_-)$, in system 1, the blue customer is accepted at queue i , in system 2 at queue j . But in system 2, there is at least one red customer in j , thus *exchange* the first red one with the arriving blue one as in case (b). Thus $\mathcal{A}(t)$ holds.

Moreover, it remains to check that process $(\tilde{L}(t))$ considered in this coupling is indeed a join-the-shortset-queue-among-two system with parameter $\tilde{\rho}N$. For that, it is sufficient to check that the random variable $X = \sigma 1_{\sigma < \tau} + (\tau + \sigma) 1_{\sigma > \tau}$ where σ , σ' and τ are i.i.d. random variables, with exponential distribution with parameters 1, 1 and ρ , has an exponential distribution with parameters 1. It is straightforward, replacing first τ by t . \square

Letting N tending to infinity, then t , it gives that, for each $k \geq 1$, u_k is an increasing function of ρ .

7.1. Proof of Lemma 6. It yields from definition that, for $0 \leq i \leq K$, $w_i = 1 - u_{K-i+1}$. Plugging in equation (14), for $0 \leq i \leq K$, $w_{i+1} = 1 - \sqrt{1 - (w_i - w_K)/\rho}$. In particular, $w_0 = 1 - u_{K+1} = 1$ and $w_K = 1 - u_1 \leq K2^{-K}$. Indeed, using that for $\rho = 1$, $1 - u_1 = \epsilon \leq K2^{-K}$ (see the proof of [6, Theorem 2] for details), and

applying Lemma 2, which implies that u is an increasing function of ρ , component by component, the following equation holds,

$$(19) \quad 0 \leq \delta \leq K2^{-K}$$

But, by induction then simple algebra, for $0 \leq i \leq K$,

$$\begin{aligned} w_{i+1} &\geq 1 - \left(1 - \frac{w_i - w_K}{2\rho}\right) \\ &\geq \frac{w_i - w_K}{2\rho} \\ &\geq \frac{w_0}{(2\rho)^{i+1}} - \frac{w_K}{2\rho} \sum_{k=0}^i \left(\frac{1}{2\rho}\right)^k \\ &\geq \frac{1}{(2\rho)^{i+1}} - \frac{w_K}{2\rho} \frac{1 - (1/(2\rho))^{i+1}}{1 - 1/(2\rho)}. \end{aligned}$$

For $\sum_{k=1}^K u_k(\rho, K) = K - \sum_{k=1}^K w_{K-k+1}(\rho, K) = K - \sum_{i=1}^K w_i$, summing the previous inequalities for i from 1 to K , it holds that

$$\begin{aligned} \sum_{k=1}^K u_k(\rho, K) &\leq K - \frac{\frac{1}{2\rho} - \left(\frac{1}{2\rho}\right)^{K+1}}{1 - \frac{1}{2\rho}} + \frac{w_K}{2\rho - 1} \left(K - \frac{\frac{1}{2\rho} - \left(\frac{1}{2\rho}\right)^{K+1}}{1 - \frac{1}{2\rho}}\right) \\ &\leq K - \frac{1}{2\rho - 1} + \eta(\rho, K). \end{aligned}$$

As $u_1 - 1 \leq 0$, using again equation (14),

$$u_K = \sqrt{\frac{\rho - u_1}{\rho}} = \sqrt{\frac{\rho - 1}{\rho} + \frac{u_1 - 1}{\rho}} \geq \sqrt{\frac{\rho - 1}{\rho}}.$$

Besides, as obtaining equation (14), from equation (7), for $1 \leq k \leq K$, $u_{k+1} - \rho u_k^2 = u_{K+1} - \rho u_K^2 = -\rho u_K^2$. Thus,

$$u_k = \sqrt{u_{k+1}/\rho + u_K^2} \geq \sqrt{(u_{k+1}/\rho - 1) + 1}.$$

By induction, it is then easy to prove that for $0 \leq k \leq K$, $u_k \geq x_{K-k+1}$. Summing from 1 to K yields the first inequality of (i). Let us prove (ii). By definition,

$$\begin{aligned} P(\rho, K) &= 1 - u_1 + u_K \\ &= 1 - u_1 + \sqrt{\frac{\rho - u_1}{\rho}} \\ &= \delta + \sqrt{1 - \frac{1}{\rho} + \frac{\delta}{\rho}} \end{aligned}$$

Plugging equation (19) in it leads to (ii). It ends the proof.

REFERENCES

- [1] Jonatha Anselmi, Bernardo D'Auria, and Neil Walton. Closed queueing networks under congestion: non-bottleneck independence and bottleneck convergence. *Mathematics of Operations Research*, 38(3):469–491, 2013.

- [2] Forest Baskett, K. Mani Chandy, Richard R. Muntz, and Fernando G. Palacios. Open, closed, and mixed networks of queues with different classes of customers. *J. Assoc. Comput. Mach.*, 22:248–260, 1975.
- [3] Daniel Chemla, Frédéric Meunier, and Roberto Wolfler Calvo. Bike sharing systems: Solving the static rebalancing problem. *Discrete Optimization*, 2012.
- [4] G. Fayolle and J.-M. Lasgouttes. Asymptotics and scalings for large product-form networks via the central limit theorem. *Markov Process. Related Fields*, 2(2):317–348, 1996.
- [5] C. Fricker, N. Gast, and A. Mohamed. Mean field analysis for inhomogeneous bike sharing systems. *AofA 2012, International Meeting on Probabilistic, Combinatorial and Asymptotic Methods for the Analysis of Algorithms*, 2012.
- [6] Christine Fricker and Nicolas Gast. Incentives and redistribution in bike-sharing systems with stations of finite capacity. *EURO Journal on Transportation and Logistics*, 2014. To appear.
- [7] David K. George and Cathy H. Xia. Asymptotic analysis of closed queueing networks and its implications to achievable service levels. *SIGMETRICS Performance Evaluation Review*, 38(2):3–5, 2010.
- [8] Frank P. Kelly. *Reversibility and stochastic networks*. John Wiley & Sons Ltd., Chichester, 1979. Wiley Series in Probability and Mathematical Statistics.
- [9] Yaakov Kogan. Another approach to asymptotic expansions for large closed queueing networks. *Oper. Res. Lett.*, 11(5):317–321, 1992.
- [10] Vadim A. Malyshev and Andrei V. Yakovlev. Condensation in large closed Jackson networks. *Ann. Appl. Probab.*, 6(1):92–115, 1996.
- [11] Michael David Mitzenmacher. *The power of two choices in randomized load balancing*. ProQuest LLC, Ann Arbor, MI, 1996. Thesis (Ph.D.)—University of California, Berkeley.
- [12] Rahul Nair, Elise Miller-Hooks, Robert C Hampshire, and Ana Bušić. Large-scale vehicle sharing systems: Analysis of vélib’. *International Journal of Sustainable Transportation*, 7(1):85–106, 2013.
- [13] Gast Nicolas and Gaujal Bruno. A mean field model of work stealing in large-scale systems. *SIGMETRICS ’10 Proceedings of the ACM SIGMETRICS international conference on Measurement and modeling of computer systems*, 38(1):13–24, 2010.
- [14] T. Raviv, M. Tzur, and I. Forma. Static repositioning in a bike-sharing system: Models and solution approaches. *Euro Journal of Transportation and Logistics*, dec. 2012. accepted for publication.
- [15] Tal Raviv and Ofer Kolka. Optimal inventory management of a bike-sharing station. *IIE Transactions*, 45(10), 2013.
- [16] N. D. Vvedenskaya, R. L. Dobrushin, and F. I. Karpelevich. A queueing system with a choice of the shorter of two queues—an asymptotic approach. *Problemy Peredachi Informat-sii*, 32(1):20–34, 1996.
- [17] Ariel Wasserhole, Vincent Jost, and Nadia Brauner. Pricing techniques for self regulation in vehicle sharing systems. *Electronic Notes in Discrete Mathematics*, 41:149–156, 2013.

C. FRICKER AND NICOLAS SERVEL ARE WITH INRIA PARIS-ROCQUENCOURT DOMAINE DE VOLUCEAU, 78153 LE CHESNAY, FRANCE. CHRISTINE.FRICKER@INRIA.FR