

Quantum Circuits for the Unitary Permutation Problem

Stefano Facchini¹ and Simon Perdrix²

¹Univ. Grenoble Alpes, LIG, F-38000 Grenoble, France,
stefano.facchini@imag.fr

¹CNRS, LORIA, Carte Team, Univ. de Lorraine, Nancy, France
simon.perdrix@loria.fr

Abstract

We consider the *Unitary Permutation* problem which consists, given n unitary gates U_1, \dots, U_n and a permutation σ of $\{1, \dots, n\}$, in applying the unitary gates in the order specified by σ , i.e. in performing $U_{\sigma(n)} \circ \dots \circ U_{\sigma(1)}$.

This problem has been introduced and investigated in [6] where two models of computations are considered. This first is the (standard) model of query complexity: the complexity measure is the number of calls to any of the unitary gates U_i in a quantum circuit which solves the problem. The second model provides *quantum switches* and treats unitary transformations as inputs of second order. In that case the complexity measure is the number of quantum switches. In their paper, Colnaghi et al. [6] have shown that the problem can be solved within n^2 calls in the query model and $\frac{n(n-1)}{2}$ quantum switches in the new model.

We refine these results by proving that $n \log_2(n) + \Theta(n)$ quantum switches are necessary and sufficient to solve this problem, whereas $n^2 - 2n + 4$ calls are sufficient to solve this problem in the standard quantum circuit model. We prove, with an additional assumption on the family of gates used in the circuits, that $n^2 - o(n^{7/4+\epsilon})$ queries are required, for any $\epsilon > 0$. The upper and lower bounds for the standard quantum circuit model are established by pointing out connections with the *permutation as substring* problem introduced by Karp.

1 Introduction

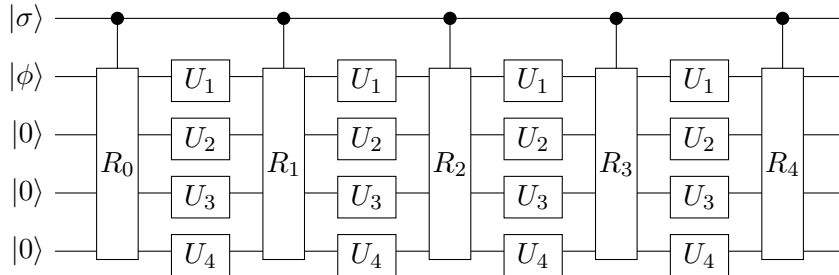
The problem of applying two unitary gates U and V in an order specified by a control bit x is a natural problem: one wants to apply VU if $x = 0$ and UV if $x = 1$. Surprisingly, Chiribella et al. [4] showed that in the standard model of quantum circuits, this task cannot be realised using a single call to U and a single call to V , whereas, in the lab, a simple procedure can be implemented – using standard tools in quantum optics for instance – that performs this task using a single call to U and a single call to V (see [4] for details). To model such procedure, they introduced the notion of quantum switch (QS) which is a gate that inputs two unitary transformations and a control bit and performs a switch or not of the unitary transformations depending on the control qubit: $\text{QS}(x, U_0, U_1) = (U_x, U_{\bar{x}})$.

To point out a separation between the standard model of quantum circuits and the quantum switch model, Colnaghi et al. [6] considered the generalisation of the previous problem: given n unitary transformations U_1, \dots, U_n , and a permutation σ of $[n]$, the task consists in performing $U_{\sigma(n)} \circ \dots \circ U_{\sigma(1)}$, where $[n]$ denotes the interval $\{1, \dots, n\}$. This problem is called the *Unitary Permutation* problem of size n or UP_n problem for short. They proved that the UP_n problem can be solved within n^2 queries in the standard model of quantum circuits whereas $\frac{n(n-1)}{2}$ quantum switches suffice to solve this problem. Moreover, they claimed the optimality of their constructions in both cases. However, we improve both constructions: in the standard model of quantum circuits we show that $n^2 - 2n + 4$ queries are sufficient. To this end we reduce the problem to the existence of a *complete* sequence over the set $\{1, \dots, n\}$, i.e. a sequence which contains all permutations of $[n]$ as subsequences. This problem has been originally introduced by Karp [5, Problem 36] and bounds on the size of the minimal complete sequences are known [11, 1, 7].

Moreover, we show that the complexity of the problem in the quantum switch model is $n \log_2(n) + \Theta(n)$. This problem is actually strongly related to the classical problem of permutation networks [14], i.e. the problem of implementing a permutation in the classical binary circuit model.

2 Bounds for the standard model

In [6] a simple circuit is provided which solves UP_n within n^2 calls to the unitary gates. The circuit is made of $n + 1$ layers, each composed of the controlled-swaps, interspersed by n U_i 's in parallel.



Each layer of generalised controlled-swap (ΛR_i) performs a rewiring of the qubits: the first layer maps qubit 1 (the data qubit) to qubit $\sigma(1)$, on which $U_{\sigma(1)}$ is applied, then the second layer of controlled-swap maps qubit $\sigma(1)$ to qubit $\sigma(2)$ and so on.

In this section we provide a more efficient circuit to solve UP_n using the *permutation as substrings* problem introduced by Karp (see [5], Problem 36). A sequence over the finite set $[n]$ is complete if it contains all permutations of $[n]$ as a (not necessarily consecutive) subsequence. For instance $w = 1213121$ is a complete sequence for $n = 3$. Finding the shortest complete sequence is known as the *permutation as substring* problem.

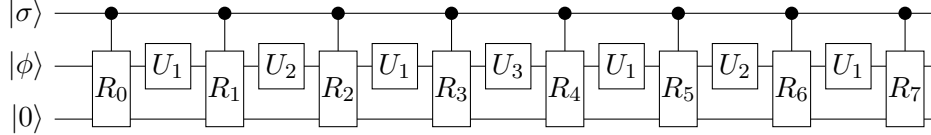
Definition 2.1 Given $n \geq 1$, let $S(n)$ be the size of the shortest sequence over $[n]$ which contains each permutation of $[n]$ as a subsequence.

Sequences of size $n^2 - 2n + 4$ are known to be complete [11, 1, 7, 9, 13], and $n^2 - 2n + 4$ is actually the size of the shortest complete subsequences for $3 \leq n \leq 7$. When $n \geq 10$, the size of the shortest complete sequence is upper bounded by $n^2 - 2n + 3$ [15], whereas the best known upper bound for $n \geq 13$ is $\lceil n^2 - \frac{7}{3}n + \frac{19}{3} \rceil$ which has been recently established [12]. Regarding the lower bound, Kleitman and Kwiatkowski [8] proved that $S(n) \geq n^2 - C_\epsilon n^{7/4+\epsilon}$ for any $\epsilon > 0$ where C_ϵ is a constant depending on ϵ .

Theorem 2.2 There exists a quantum circuit which solves the UP_n problem with $S(n)$ calls.

Proof: Given a complete sequence w of $[n]$ of size $S(n)$, for any permutation σ of $[n]$ let f_σ be the indices of a subsequence of w which corresponds to σ , i.e. $f_\sigma : [n] \rightarrow [S(n)]$ is an increasing function s.t. $\forall i \in [n], \sigma(i) = w_{f_\sigma(i)}$. We consider the circuit acting on 3 sub-registers: the control register which contains the description of the permutation σ , the second register is the data register, and the third one is an auxiliary register initialised in an arbitrary state, say $|0\rangle$. The circuit is composed of $n + 1$

layers of “controlled-swap” gates $\Lambda R_0, \dots, \Lambda R_n$ defined as $\Lambda R_i |\sigma, x, y\rangle = \begin{cases} |\sigma, x, y\rangle & \text{if } i \in \text{Im}(f_\sigma) \\ |\sigma, y, x\rangle & \text{otherwise} \end{cases}$ where $\text{Im}(f_\sigma) = \{f_\sigma(i) \mid i \in [n]\}$ is the image of f_σ . The unitary transformations ΛR_{i-1} and ΛR_i are interspersed by a call to U_{w_i} on the data register and the identity on the auxiliary register. Given a permutation σ , the R_i act either as a swap or as the identity in such a way that the unitary transformations applied on the data register are $U_{\sigma(1)}$ then $U_{\sigma(2)}$ and so on. An example of complete sequence for $n = 3$ is $w = 1213121$ which leads to the following circuit:



Corollary 2.3 *The UP_n problem can be solved within $n^2 - 2n + 4$ calls in the standard model.*

We conjecture that $S(n)$ is also a lower bound on the number of calls necessary to solve the unitary permutation problem in the standard model, which would imply that any circuit which solves the unitary permutation problem uses at least $n^2 - o(n^{7/4+\epsilon})$ queries for any $\epsilon > 0$.

Conjecture 2.4 *The UP_n problem requires $n^2 - o(n^{7/4+\epsilon})$ calls in the standard quantum circuit model, for any $\epsilon > 0$.*

We prove the conjecture in a particular setting where only rewiring gates – like controlled swaps – are allowed.

Definition 2.5 (Rewiring gates) *A rewiring gate R is a unitary gate acting on a control register and a k -qubit target register as follows: for any permutation σ of $[n]$, $R |\sigma, x_1, \dots, x_k\rangle = |\sigma, x_{\tau_1}, \dots, x_{\tau_k}\rangle$ where τ is a permutation of $[k]$ which depends on σ .*

Lemma 2.6 *Any circuit composed of rewiring gates and calls to the U_i which solves the UP_n problem is composed of at least $n^2 - o(n^{7/4+\epsilon})$ calls to the oracle for any $\epsilon > 0$.*

Proof. The circuit that solves the UP_n problem has 3 inputs: the permutation $|\sigma\rangle$, the input state $|\phi\rangle$ and some ancillary qubits that we assume w.l.o.g.

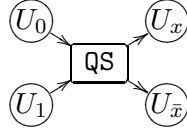
in the state $|0\rangle$. The calls to the oracle are performed in a certain order, independent of the permutation σ , which can be represented by a sequence w over the set $\{1, \dots, n\}$: the first call is to U_{w_1} , the second to U_{w_2} and so on. If two or more calls are made in parallel we arbitrarily sequentialise the calls. Each call to the oracle is preceded and followed by a rewiring gate (or by the identity which is a particular rewiring gate). Thus for any fixed input permutation σ , the input state goes through some of the U -gates. So the applied unitary is $U_{\tau(m)} \dots U_{\tau(1)}$ for some sub sequence τ of w of size m , such that $U_{\sigma(n)} \dots U_{\sigma(1)} = \alpha U_{\tau(m)} \dots U_{\tau(1)}$ for some $\alpha \in \mathbb{C}$ (unitary transformations are usually defined up to a global phase). We consider the following particular family of unitary gates U_j acting on 2 registers as follows $\forall d \in \mathbb{N}, \forall x \in \{0, 1\}$, $U_j |d, x\rangle = e^{ixjn^d} |d+1, x\rangle$. $U_{\sigma(n)} \dots U_{\sigma(1)} = \alpha U_{\tau(m)} \dots U_{\tau(1)}$ implies $U_{\sigma(n)} \dots U_{\sigma(1)} |0, 0\rangle = \alpha U_{\tau(m)} \dots U_{\tau(1)} |0, 0\rangle$ so $|n, 0\rangle = \alpha |m, 0\rangle$, as a consequence $\alpha = 1$ and $n = m$. Moreover $U_{\sigma(n)} \dots U_{\sigma(1)} |0, 1\rangle = U_{\tau(n)} \dots U_{\tau(1)} |0, 1\rangle \implies e^{i \sum_{d=0}^{n-1} \sigma(d)n^d} |n, 1\rangle = e^{i \sum_{d=0}^{n-1} \tau(d)n^d} |n, 1\rangle$, thus $\tau = \sigma$. As a consequence any permutation is a subsequence of w , so w is complete and its size, i.e. the number of calls, is at least $n^2 - C_\epsilon n^{7/4+\epsilon}$, for any $\epsilon > 0$ [8]. So, for any $\epsilon > 0$, the minimal number of calls is at least $n^2 - C_{\frac{\epsilon}{2}} n^{7/4+\frac{\epsilon}{2}} = n^2 - o(n^{7/4+\epsilon})$. \square

Although the unitary permutation problem seems to be strongly related to the permutation as substring problem, conjecture 2.4 is false if one considers a slightly different model. For instance, the UP_n problem can be solved with a non zero probability using n calls only. Such circuit is based on the teleportation and generalises the construction given for the particular case $n = 2$ in [4]. In a postselected quantum circuit model where one can choose the outcome of each measurement among those which occur with a non zero probability, the UP_n problem can be solved within n calls. The probabilistic and postselection settings point out that the proof of conjecture 2.4 should rely on some fundamental properties of the quantum circuits, like causality. In [4], the case $n = 2$ of the conjecture is proved. The proof is based on the fact that time loops are forbidden in quantum circuits.

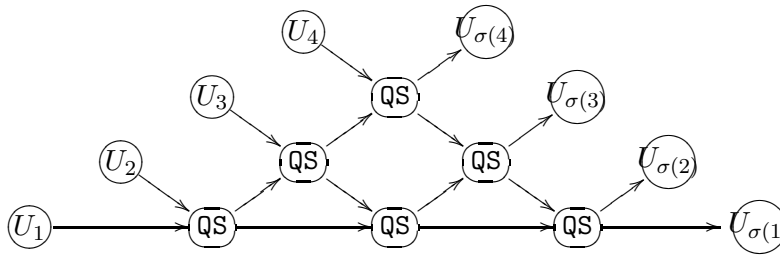
3 Bounds for the quantum switch circuit model

A quantum switch (QS) is a gate that inputs two unitary transforms and a control bit and performs a switch or not of the unitary transformations depending on the control qubit: $QS(x, U_0, U_1) = (U_x, U_{\bar{x}})$. Following [6], QS

gate are represented as follows where the control bit is omitted.



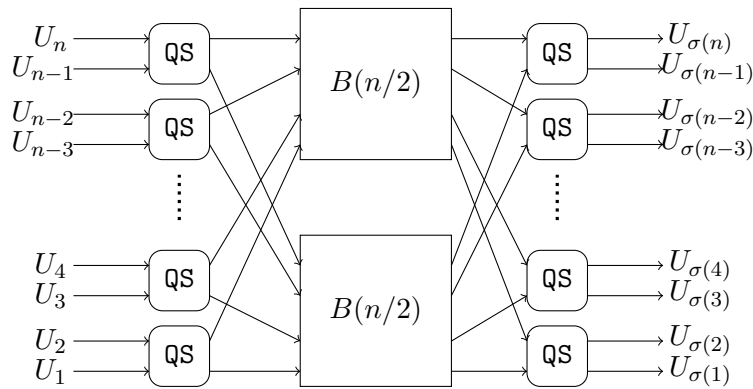
In [6], it is proved that the following network (for $n = 4$) solves the unitary permutation problem:



More generally, the UP_n problems can be solved using $\frac{n(n-1)}{2}$ quantum switches. Even if this network is claimed to solve the UP_n problem in the most efficient way, minimising the number of QS in [6], we show that the problem can be solved much more efficiently using $n \log_2(n) + O(n)$ QS only. To this end, we use the Beneš network that solves the classical permutation network problem [14, 2, 10].

Lemma 3.1 *For any $n \geq 1$ there exists a circuit composed of $n \log_2(n) + O(n)$ QS which solves the UP_n problem.*

Proof: We use the following Beneš network $B(n)$ to realise any arbitrary permutation [14]:



The size of the Beneš network is smaller than $n(\log_2(n) - \frac{1}{2})$ even if n is not a power of 2 (see [3] for details on Beneš networks when n is not a power of 2). \square

The previous circuit is optimal, indeed any circuit which solves the UP_n problem is composed of at least $n \log_2(n) - 2n$ QS gates:

Lemma 3.2 *For any $n \geq 1$, a QS circuit solving the UP_n problem is composed of at least $\lceil \log_2(n!) \rceil \geq n \log_2(n) - 2n$ quantum switches.*

Proof. A circuit composed of k quantum switches can produce at most 2^k different orderings of the U_i . As the U_i can be chosen such that for every distinct permutations σ, τ , $U_{\sigma(n)} \dots U_{\sigma(1)} \neq U_{\tau(n)} \dots U_{\tau(1)}$ (see proof of Lemma 2.6), 2^k must be larger than $n!$ the number of possible permutations. So $k \geq \lceil \log_2(n!) \rceil \geq n \log_2(n) - \frac{n-1}{\ln(2)} \geq n \log_2(n) - 2n$. \square

References

- [1] L. Adleman (1974): *Short permutation strings*. *Discrete Mathematics* 10, p. 197.
- [2] V. Beneš (1965): *Mathematical Theory of Connecting Networks and Telephone Traffic*. Academic Press.
- [3] C. Chang & R. Melhem (1997): *Arbitrary Size Benes Networks*. *Parallel Processing Letters* 7, pp. 279–284.
- [4] G. Chiribella, G. M. D’Ariano, P. Perinotti & B. Valiron (2013): *Quantum computations without definite causal structure*. *Physical Review A* 88, p. 022318.
- [5] V. Chvátal, D. A. Klarner & D. E. Knuth (1972): *Selected combinatorial research problems*. *Technical Report 292*.
- [6] T. Colnaghi, G. M. D’Ariano, S. Facchini & P. Perinotti (2012): *Quantum computation with programmable connections between gates*. *Physics Letters A* 376, p. 2940.
- [7] G Galbiati & F. P. Preparata (1976): *On permutation embedding sequences*. *SIAM Journal of Applied Mathematics* 30, p. 421.

- [8] D. Kleitman & D. Kwiatkowsky (1976): *A lower bound on the length of a sequence containing all permutations as subsequences*. *Journal of Combinatorial Theory Series A* 21, p. 129.
- [9] S. P. Mohanty (1980): *Shortest string containing all permutations*. *Discrete Mathematics* 31, p. 91.
- [10] D. Nassimi & S. Sahni (1981): *A Self-Routing Benes Network and Parallel Permutation Algorithms*. *IEEE Transactions on Computers* C-30, p. 332.
- [11] M. Newey (1973): *Notes on a problem involving permutations as subsequences*. *Technical Report 340*.
- [12] S. Radomirović (2012): *A Construction of Short Sequences Containing All Permutations of a Set as Subsequences*. *The electronic journal of combinatorics* 19, p. 31.
- [13] C. Savage (1982): *Short strings containing all k-element permutations*. *Discrete Mathematics* 42, p. 281.
- [14] A. Waksman (1968): *A permutation network*. *J. Ass. Comput. Mach.* 15, p. 159.
- [15] E. Zălinescu (2011): *Shorter strings containing all k-element permutations*. *Information Processing Letters* 111, p. 605.