

On Taylor Series Expansion Fits and the Proton Radius Puzzle

E. Kraus,¹ K.E. Mesick,¹ A. White,¹ R. Gilman,¹ and S. Strauch²

¹*Rutgers, The State University of New Jersey, Piscataway, NJ 08854, USA*

²*University of South Carolina, Columbia, South Carolina, USA*

The Proton Radius Puzzle refers to the $\approx 7\sigma$ discrepancy that exists between the proton charge radius determined from muonic hydrogen and that determined from electronic hydrogen spectroscopy and electron-proton scattering. One possible partial resolution to the puzzle includes errors in the extraction of the proton radius from ep elastic scattering data. This possibility is made plausible by certain fits which extract a smaller proton radius from the scattering data consistent with that determined from muonic hydrogen. The reliability of some of these fits that yield a smaller proton radius was studied. We found that fits of form factor data with a truncated Taylor series expansion are unreliable and systematically give values for the proton radius that are too small. Additionally, a Taylor series expansion fit with a $\chi^2_{\text{reduced}} \approx 1$ is not a sufficient indication for a reliable result.

I. PHYSICS MOTIVATION

The *Proton Radius Puzzle* pertains to the disagreement between the proton charge radius determined from muonic hydrogen and from electron-proton systems: atomic hydrogen and ep elastic scattering. The muonic hydrogen result [1, 2] of $r_p = 0.84087 \pm 0.00039$ fm is about 13 times more precise and $\approx 7\sigma$ different than the recent CODATA 2010 [3] result of $r_p = 0.8775 \pm 0.0051$ fm. The CODATA analysis includes atomic hydrogen and the precise cross section measurements of Bernauer *et al.* [4], which give $r_p = 0.879 \pm 0.008$ fm, but not the more recent confirmation of Zhan *et al.* [5] which yields $r_p = 0.875 \pm 0.010$ fm. For a recent review, see [6].

Many possible explanations of the Proton Radius Puzzle have been ruled out. There are, for example, no known issues with the atomic theory, or with the muonic hydrogen experiment. It appears that the most likely explanations are novel physics beyond the Standard Model that differentiates μp and ep interactions, novel two-photon exchange effects that differentiate μp and ep interactions, and errors in the ep experiments. It is therefore important to examine possible issues in the ep experiments before concluding that interesting physics is required.

While the extracted radius values given above have been confirmed by some analyses, other analyses of ep scattering data give a smaller radius consistent with the muonic hydrogen result. Examples of confirming analyses include the z expansion of [7] ($r_p = 0.871$ fm ± 0.009 fm ± 0.002 fm ± 0.002 fm), and the sum-of-Gaussians fit of [8, 9] ($r_p = 0.886$ fm \pm

0.008 fm). However, three recent analyses give smaller radii, consistent with the muonic hydrogen result. Griffioen and Carlson [10] observed that a truncated Taylor series expansion fit of the low Q^2 Bernauer data yields $r_p \approx 0.84$ fm, with good χ^2 . The dispersion relation analysis of Lorenz *et al.* [11] yields $r_p = 0.84 \pm 0.01$ fm with a large $\chi^2_{\text{reduced}} \approx 2.2$. The fluctuating radius fit of [12] yields $r_p = 0.8333 \pm 0.0004$ fm with $\chi^2_{\text{reduced}} \approx 4$ – but note the criticism of [13]. A summary of some recent proton radius determinations can be seen in Fig. 1. The variation in the radius determined from scattering

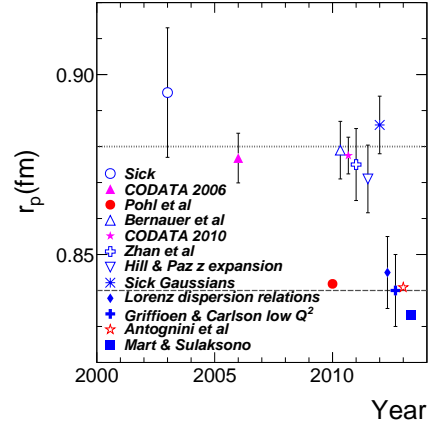


FIG. 1. (Color online) A summary of some recent proton charge radius determinations: Sick [14], CODATA 2006 [15], Pohl *et al.* [1], Bernauer *et al.* [4], CODATA 2010 [3], Zhan *et al.* [5], Hill & Paz [7], Sick Gaussians [8, 9], Lorenz *et al.* [11], Griffioen & Carlson [10], Antognini *et al.* [2] and Mart & Sulaksono [12].

experiments calls into question the reliability of the proton radius determination from scattering experiments.

In this paper we study the reliability of proton radius determinations from the ep elastic scattering experiments. In particular, we look at the radius extraction through the Taylor series expansion of the proton electric form factor: $G_E^p(Q^2) = 1 - Q^2 r_p^2/6 + Q^4 r_p^4/120 + \dots$ such that $r_p^2 = -6dG_E^p(Q^2)/dQ^2|_{Q^2=0}$. The basic result of this paper – that radius extractions with Taylor series expansions cannot be trusted to be reliable – has already been argued by Sick [14], who claimed that higher-order terms in the expansion prevent a precise determination of the proton radius for any Q^2 region. Determining the Q^2 term precisely requires a larger Q^2 range to determine the Q^4 term precisely, which requires an even larger Q^2 range to determine the Q^6 term precisely, *etc.* The inefficiency and inconsistency of the truncated Taylor series fit has also been demonstrated in unpublished numerical work by Distler [16]. The main issue we find with the Taylor series expansion fits is an offset between the real radius and the radius extracted with a fit, that results from truncating the power series expansion to fit a finite range of data. This is a systematic error that we call the *truncation offset*.

II. METHOD

The most precise ep elastic scattering data come from Bernauer *et al.* [4], but for our purposes it is more useful to generate pseudodata for G_E^p from a parameterization with a known radius. To get data similar in shape to the actual proton form factor, and to study how sensitive the result is to the input, we generate the pseudodata from four parameterizations of the proton form factor data:

- the Arrington, Melnitchouk, Tjon (AMT) fit [17], a Padé parameterization with $r_p \approx 0.878$ fm,
- the Arrington fit [18], an inverse polynomial parameterization with $r_p \approx 0.829$ fm,
- the Kelly fit [19], a Padé parameterization with $r_p \approx 0.863$ fm, and
- the Lorenz, Hammer, and Meissner (LHM) fit [11], which combines dispersion

relations with a vector meson dominance parameterization with $r_p \approx 0.84$ fm.

In addition, the numerical procedures were confirmed by generating pseudodata from a linear function with $r_p = 0.86$ fm. Figure 2 compares the parameterizations listed above.

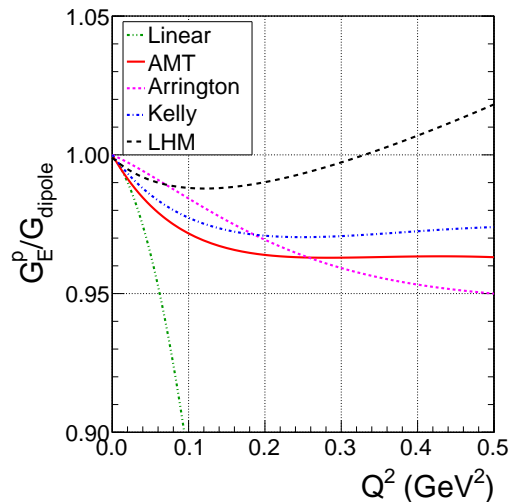


FIG. 2. (Color online) Parameterizations of the proton electric form factor used to generate pseudodata, relative to the dipole form factor, $G_{dipole} = (1 + Q^2/0.71 \text{ GeV}^2)^{-2}$.

For each parameterization, we generate pseudodata points with 0.4% uncertainties spaced every 0.001 GeV^2 in Q^2 from $Q_{min}^2 = 0.004 \text{ GeV}^2$ to a variable Q_{max}^2 . These pseudodata have roughly the uncertainties and data-point density of the Bernauer data, but reflect a known radius. We fit the data with Taylor series polynomials in Q^2 :

$$a_0 \left[1 + \sum_{i=1}^n a_i (Q^2)^i \right], \quad (1)$$

with $n = 1, 2, 3$, and 4. For each parameterization, polynomial order, and Q_{max}^2 , the pseudodata generation and fitting is repeated 5000 times to generate distributions of average r^2 , $\sigma(r^2)$, and χ^2 . From these distributions we extract the proton charge radius and its uncertainty, and the mean χ^2 . Numerical work was done using CERN MINUIT and ROOT.

III. RESULTS

We find the results from all four form factor parameterizations are qualitatively similar. The AMT pseudodata fits are most sensitive to Q_{max}^2 and the polynomial order and are shown here. Figure 3 shows the truncation offset versus Q_{max}^2 . The lines shown indicate the truncation offset, while the width of the bands indicates the r.m.s. width of the distribution of proton radii from the 5000 fits done. Figure 4 shows how $\chi_{reduced}^2$ varies with Q_{max}^2 . In both plots, the four series of fits shown correspond to the Taylor series polynomials of order 1 to 4 as defined in Eq. (1).

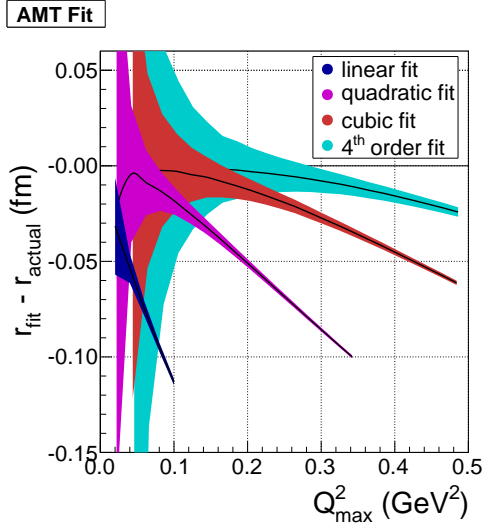


FIG. 3. (Color online) The truncation offset versus Q_{max}^2 for the AMT parameterization. The lines indicate the size of the truncation offset and the bands the r.m.s. width of the radius distribution from the 5000 fits.

Some observations related to these figures include:

- Fit uncertainties decrease with increasing Q_{max}^2 due to the greater number of data points and the greater “lever arm” of the data.
- Low Q^2 data with the uncertainties and data-point density we have assumed do not by themselves determine a precise radius.
- As there is more curvature in the generating functions than in the fit functions,

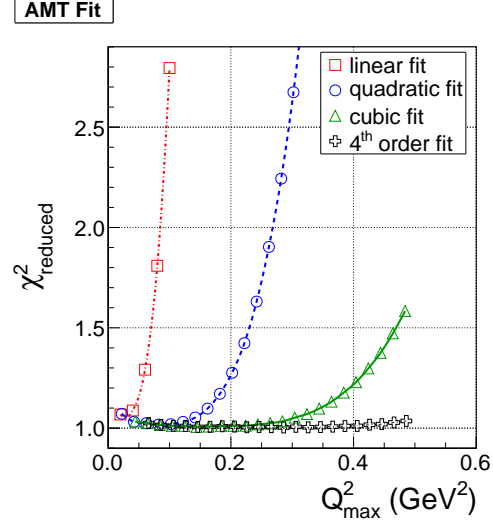


FIG. 4. (Color online) Reduced χ^2 for the fits of the pseudodata generated from the AMT form factor parameterization versus Q_{max}^2 .

the truncation offset generally grows with Q_{max}^2 , but decreases with increasing order of the fit.

- The nature of the curvature in the proton electric form factor is such that the truncation offset *always* leads to a fit radius that is smaller than the “real” radius.
- Comparing Figs. 3 and 4 shows that $\chi_{reduced}^2$ is not a reliable guide to the quality of the radius extracted. By the time $\chi_{reduced}^2$ is obviously far from unity, there is already a significant truncation offset. For example, in the cubic AMT fit with $Q_{max}^2 = 0.24 \text{ GeV}^2$, $\chi_{reduced}^2 = 1.018$, but the extracted radius of $0.859 \pm 0.004 \text{ fm}$ differs from the 0.878 fm radius of the AMT fit by 0.019 fm , about half of the proton-radius-puzzle discrepancy, and about 5 times the fit uncertainty.
- Even fits with $\chi_{reduced}^2 < 1.1$ can result in a truncation offset equal to the difference between the ep and μp proton radius determinations, $\Delta r \approx 0.037 \text{ fm}$.
- One can find combinations of Q_{max}^2 and fit order for which there is no significant truncation offset and good statistical precision on the extracted radius. However, the combinations vary with form factor

parameterization, and it is problematic in practice to ensure that a radius extracted with a Taylor series expansion from actual data is reliable.

To summarize, a proton radius determination through a Taylor series expansion analysis is suspect.

How well one knows the radius from a fit depends on both the uncertainty of the fit and the truncation offset. Figure 5 shows the result of adding the truncation offset and the fit uncertainty in quadrature for the AMT fit. The rise at low Q_{max}^2 results from the statistical fit uncertainty increasing with the decreased Q^2 range and number of data points, while the rise at high Q_{max}^2 results from the increased truncation offset. The low Q_{max}^2 rise depends on the experimental details, but the density of points and uncertainties assumed here are significantly better than any existing data set except for the Bernauer data. The high Q_{max}^2 rise depends on the actual shape of the form factor, which we only know approximately. It appears that when using a Taylor series expansion it will be hard to extract a radius to significantly better than ≈ 0.01 fm, and significantly worse results are quite possible. It also appears that the combined fit uncertainty + truncation offset is reduced by fitting data covering a wider range of

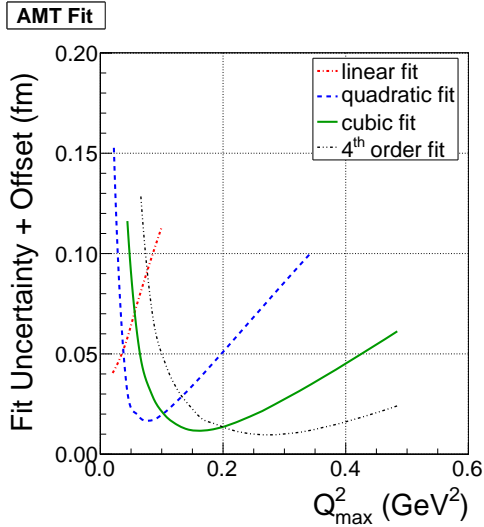


FIG. 5. (Color online) Radius uncertainty + truncation offset added in quadrature resulting from fitting pseudodata generated from the AMT form factor parameterization.

Q^2 with a higher-order Taylor series expansion. We cannot guarantee that this is actually the case, but it does suggest that the fits done by Bernauer *et al.* of the entire data set are more reliable estimates of the proton radius than fits done of only the low Q^2 data.

As mentioned, four different form factor parameterizations were studied. Figures 6 – 8 compare the third-order cubic fit results for all the form factor parameterizations. A form factor following the Arrington parameterization gives the smallest truncation offset and is the least sensitive to fit order, while a form factor following the AMT parameterization results in the largest truncation offset and sensitivity to fit order.

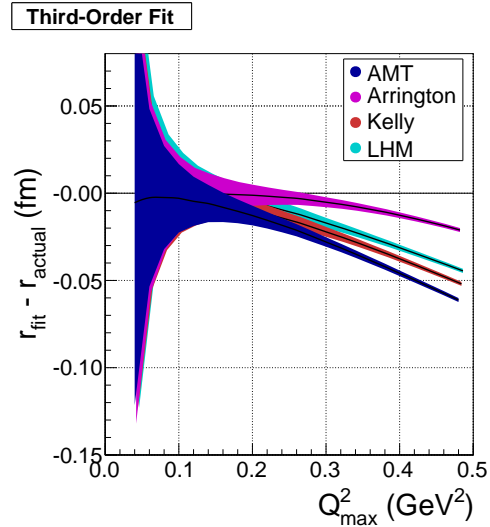


FIG. 6. (Color online) The truncation offset versus Q_{max}^2 for the third-order fits of the pseudodata generated from the different form factor parameterizations.

Also of interest is how the truncation offset might affect upcoming experiments should a truncated Taylor series be used, in particular low Q^2 measurements of the proton radius. In this case the region of interest is $Q_{max}^2 < 0.1$ GeV². The results fitting from $Q_{min}^2 = 0.004$ GeV² up to $Q_{max}^2 = 0.01 - 0.1$ GeV² are shown for fits of order 1 and 2 in Figs. 9 and 10 for the total fit uncertainty + offset and the $\chi_{reduced}^2$, respectively, using the Arrington parameterization. Ultimately, the statistical fit uncertainty on extracting the radius depends on the final uncertainties the future experiments achieve, however, the truncation error depends

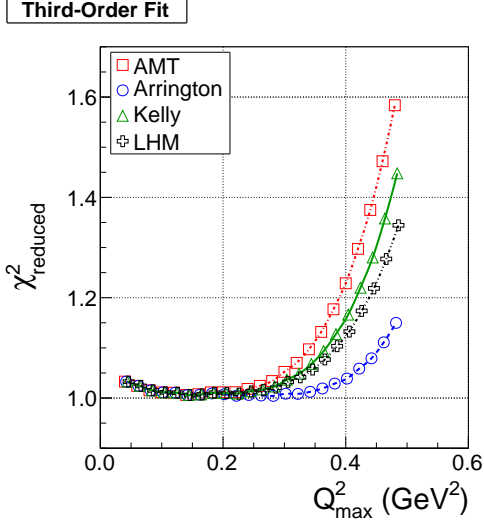


FIG. 7. (Color online) Reduced χ^2 versus Q_{max}^2 for the third-order fits of the pseudodata generated from the different form factor parameterizations.

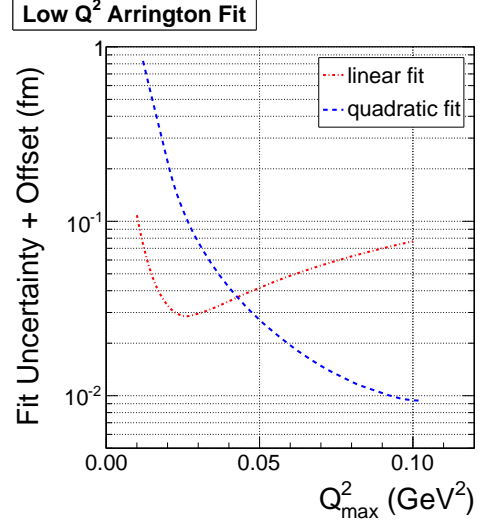


FIG. 9. (Color online) Radius uncertainty + truncation offset added in quadrature for linear and quadratic fits, focused on the low Q^2 region.

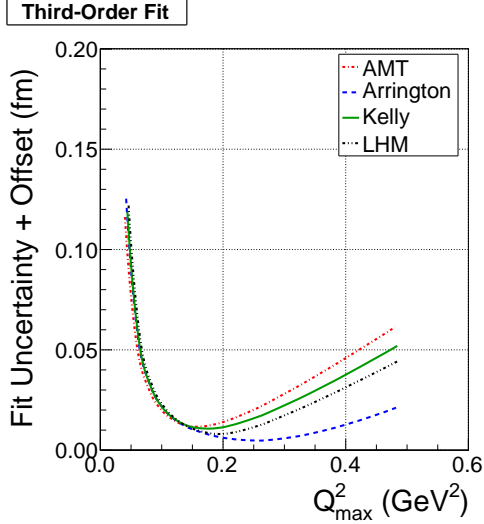


FIG. 8. (Color online) Radius uncertainty + truncation offset added in quadrature resulting from third-order fits of the pseudodata generated from the different form factor parameterizations.

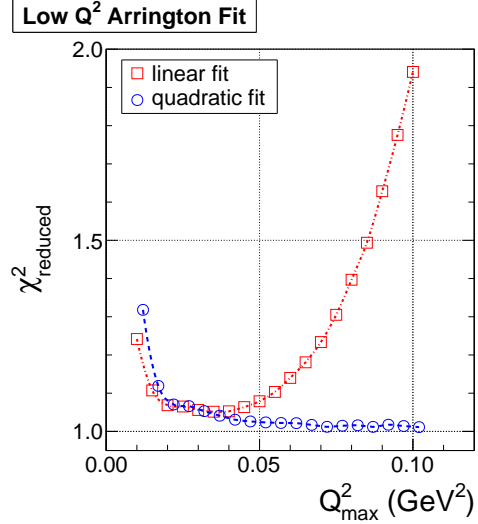


FIG. 10. (Color online) Reduced χ^2 versus Q_{max}^2 for linear and quadratic fits in the low Q^2 region.

on the Q^2 range.

One upcoming experiment is Jefferson Lab E12-11-106 [20], which plans to measure elastic ep scattering in the range $Q^2 \approx 10^{-4} - 0.02$ GeV^2 . We simulate the experiment using 12 data points at the Q^2 values shown in Fig. 30 of the proposal – note that other estimates in

the proposal re-bin the data into more points. Under these assumptions, a linear fit to pseudodata yields a truncation offset ranging from 0.016 fm for the Arrington parameterization to 0.025 fm when the AMT parameterization is used. The $\chi^2_{reduced}$ for both fit examples is ≈ 1.1 . This demonstrates that a truncated Taylor series fit of the E12-11-106 data alone is highly suspect as a technique to determine an

accurate radius.

A second upcoming experiment is the MUSE measurement of $\mu^\pm p$ and $e^\pm p$ scattering at the Paul Scherrer Institute [21]. This experiment will have 6 independent datasets (3 different beam momentum, 2 polarities) for each particle type, covering a Q^2 range of $0.0025 - 0.0775$ GeV^2 . MUSE will make a relative comparison of the ep and μp elastic scattering cross sections and form factors, canceling several systematic uncertainties including the truncation offset in the radius extraction. Doing so will allow for a ≈ 0.01 fm measurement of the difference between the proton charge radius as measured by electrons versus muons.

In summary, Sick [14] and Distler [16] have indicated that a precise proton radius could not reliably be extracted using a Taylor series expansion of the form factor. Using four form factor parameterizations for which the radius is

known, we have confirmed that this is the case. In particular, we have shown that the condition $\chi^2_{\text{reduced}} \approx 1$ is not sufficient for the extracted radius to be reliable. Due to the higher-order terms in the Taylor series expansion, even an apparently good fit of the data can have a significant offset from the real radius. This truncation offset increases with fitting a wider range of data, however decreases with fitting with a higher-order expansion. Finally, we have also shown that the truncation offset always results in an extracted radius that is smaller than the true radius.

This work was supported by the US National Science Foundation through grants PHY 1263280 and PHY 1306126 to Rutgers University, and through grant PHY 1205782 to the University of South Carolina. We thank Andrew Jiang for his assistance with the calculation in this paper.

-
- [1] R. Pohl, A. Antognini, F. Nez, F. D. Amaro, F. Biraben, et al., *Nature* **466**, 213 (2010).
 - [2] A. Antognini, F. Nez, K. Schuhmann, F. D. Amaro, F. Biraben, et al., *Science* **339**, 417 (2013).
 - [3] P. J. Mohr, B. N. Taylor, and D. B. Newell (2012), 1203.5425.
 - [4] J. Bernauer et al. (A1 Collaboration), *Phys. Rev. Lett.* **105**, 242001 (2010), 1007.5076.
 - [5] X. Zhan, K. Allada, D. Armstrong, J. Arrington, W. Bertozzi, et al., *Phys. Lett. B* **705**, 59 (2011), 1102.0318.
 - [6] R. Pohl, R. Gilman, G. A. Miller, and K. Pachucki, *Annual Review of Nuclear and Particle Science* **63**, 175 (2013), 1301.0905.
 - [7] R. J. Hill and G. Paz, *Phys. Rev. D* **82**, 113005 (2010), 1008.4619.
 - [8] I. Sick, *Few Body Syst.* **50**, 367 (2011).
 - [9] I. Sick, *Prog. Part. Nucl. Phys.* **67**, 473 (2012).
 - [10] K. Griffioen and C. Carlson, unpublished; see http://www.mpq.mpg.de/~rnp/wiki/stuff/Workshop/Talks/204_Griffioen.pdf.
 - [11] I. Lorenz, H.-W. Hammer, and U.-G. Meissner, *Eur. Phys. J. A* **48**, 151 (2012), 1205.6628.
 - [12] T. Mart and A. Sulaksono, *Phys. Rev. C* **87**, 025807 (2013).
 - [13] E. Downie, W. Briscoe, R. Gilman, and G. Ron, *Phys. Rev. C* **88**, 059801 (2013).
 - [14] I. Sick, *Phys. Lett. B* **576**, 62 (2003), nucl-ex/0310008.
 - [15] P. J. Mohr, B. N. Taylor, and D. B. Newell, *Rev. Mod. Phys.* **80**, 633 (2008), 0801.0028.
 - [16] M.O. Distler, Private Communication.
 - [17] J. Arrington, W. Melnitchouk, and J. A. Tjon, *Phys. Rev. C* **76**, 035205 (2007).
 - [18] J. Arrington, *Phys. Rev. C* **69**, 022201 (2004).
 - [19] J. Kelly, *Phys. Rev. C* **70**, 068202 (2004).
 - [20] A. Gasparian *et al.*, Jefferson Lab experiment 12-11-106, unpublished.
 - [21] R. Gilman et al. (MUSE Collaboration) (2013), 1303.2160.