

# Measurement of long-range angular correlation and quadrupole anisotropy of pions and (anti)protons in central $d+Au$ collisions at $\sqrt{s_{NN}} = 200$ GeV

A. Adare,<sup>13</sup> C. Aidala,<sup>38, 42, 43</sup> N.N. Ajitanand,<sup>61</sup> Y. Akiba,<sup>56, 57</sup> R. Akimoto,<sup>12</sup> H. Al-Bataineh,<sup>50</sup> H. Al-Ta'ani,<sup>50</sup> J. Alexander,<sup>61</sup> K.R. Andrews,<sup>1</sup> A. Angerami,<sup>14</sup> K. Aoki,<sup>34, 56</sup> N. Apadula,<sup>62</sup> E. Appelt,<sup>66</sup> Y. Aramaki,<sup>12, 56</sup> R. Armendariz,<sup>8</sup> E.C. Aschenauer,<sup>7</sup> E.T. Atomssa,<sup>35</sup> R. Averbeck,<sup>62</sup> T.C. Awes,<sup>52</sup> B. Azmoun,<sup>7</sup> V. Babintsev,<sup>24</sup> M. Bai,<sup>6</sup> G. Baksay,<sup>19</sup> L. Baksay,<sup>19</sup> B. Bannier,<sup>62</sup> K.N. Barish,<sup>8</sup> B. Bassalleck,<sup>49</sup> A.T. Basye,<sup>1</sup> S. Bathe,<sup>5, 8, 57</sup> V. Baublis,<sup>55</sup> C. Baumann,<sup>44</sup> A. Bazilevsky,<sup>7</sup> S. Belikov,<sup>7, \*</sup> R. Belmont,<sup>43, 66</sup> J. Ben-Benjamin,<sup>45</sup> R. Bennett,<sup>62</sup> J.H. Bhom,<sup>70</sup> D.S. Blau,<sup>33</sup> J.S. Bok,<sup>50, 70</sup> K. Boyle,<sup>57, 62</sup> M.L. Brooks,<sup>38</sup> D. Broxmeyer,<sup>45</sup> H. Buesching,<sup>7</sup> V. Bumazhnov,<sup>24</sup> G. Bunce,<sup>7, 57</sup> S. Butsyk,<sup>38</sup> S. Campbell,<sup>62</sup> A. Caringi,<sup>45</sup> P. Castera,<sup>62</sup> C.-H. Chen,<sup>62</sup> C.Y. Chi,<sup>14</sup> M. Chiu,<sup>7</sup> I.J. Choi,<sup>25, 70</sup> J.B. Choi,<sup>10</sup> R.K. Choudhury,<sup>4</sup> P. Christiansen,<sup>40</sup> T. Chujo,<sup>65</sup> P. Chung,<sup>61</sup> O. Chvala,<sup>8</sup> V. Cianciolo,<sup>52</sup> Z. Citron,<sup>62</sup> B.A. Cole,<sup>14</sup> Z. Conesa del Valle,<sup>35</sup> M. Connors,<sup>62</sup> M. Csanád,<sup>17</sup> T. Csörgő,<sup>69</sup> T. Dahms,<sup>62</sup> S. Dairaku,<sup>34, 56</sup> I. Danchev,<sup>66</sup> K. Das,<sup>20</sup> A. Datta,<sup>42</sup> G. David,<sup>7</sup> M.K. Dayananda,<sup>21</sup> A. Denisov,<sup>24</sup> A. Deshpande,<sup>57, 62</sup> E.J. Desmond,<sup>7</sup> K.V. Dharmawardane,<sup>50</sup> O. Dietzsch,<sup>59</sup> A. Dion,<sup>28, 62</sup> M. Donadelli,<sup>59</sup> O. Drapier,<sup>35</sup> A. Drees,<sup>62</sup> K.A. Drees,<sup>6</sup> J.M. Durham,<sup>38, 62</sup> A. Durum,<sup>24</sup> D. Dutta,<sup>4</sup> L. D'Orazio,<sup>41</sup> S. Edwards,<sup>20</sup> Y.V. Efremenko,<sup>52</sup> F. Ellinghaus,<sup>13</sup> T. Engelmore,<sup>14</sup> A. Enokizono,<sup>52</sup> H. En'yo,<sup>56, 57</sup> S. Esumi,<sup>65</sup> B. Fadem,<sup>45</sup> D.E. Fields,<sup>49</sup> M. Finger,<sup>9</sup> M. Finger, Jr.,<sup>9</sup> F. Fleuret,<sup>35</sup> S.L. Fokin,<sup>33</sup> Z. Fraenkel,<sup>68, \*</sup> J.E. Frantz,<sup>51, 62</sup> A. Franz,<sup>7</sup> A.D. Frawley,<sup>20</sup> K. Fujiwara,<sup>56</sup> Y. Fukao,<sup>56</sup> T. Fusayasu,<sup>47</sup> C. Gal,<sup>62</sup> I. Garishvili,<sup>63</sup> A. Glenn,<sup>37</sup> H. Gong,<sup>62</sup> X. Gong,<sup>61</sup> M. Gonin,<sup>35</sup> Y. Goto,<sup>56, 57</sup> R. Granier de Cassagnac,<sup>35</sup> N. Grau,<sup>2, 14</sup> S.V. Greene,<sup>66</sup> G. Grim,<sup>38</sup> M. Grosse Perdekamp,<sup>25</sup> T. Gunji,<sup>12</sup> L. Guo,<sup>38</sup> H.-Å. Gustafsson,<sup>40, \*</sup> J.S. Haggerty,<sup>7</sup> K.I. Hahn,<sup>18</sup> H. Hamagaki,<sup>12</sup> J. Hamblen,<sup>63</sup> R. Han,<sup>54</sup> J. Hanks,<sup>14</sup> C. Harper,<sup>45</sup> K. Hashimoto,<sup>56, 58</sup> E. Haslum,<sup>40</sup> R. Hayano,<sup>12</sup> X. He,<sup>21</sup> M. Heffner,<sup>37</sup> T.K. Hemmick,<sup>62</sup> T. Hester,<sup>8</sup> J.C. Hill,<sup>28</sup> M. Hohlmann,<sup>19</sup> R.S. Hollis,<sup>8</sup> W. Holzmann,<sup>14</sup> K. Homma,<sup>23</sup> B. Hong,<sup>32</sup> T. Horaguchi,<sup>23, 65</sup> Y. Hori,<sup>12</sup> D. Hornback,<sup>52, 63</sup> S. Huang,<sup>66</sup> T. Ichihara,<sup>56, 57</sup> R. Ichimiya,<sup>56</sup> H. Iinuma,<sup>31</sup> Y. Ikeda,<sup>65</sup> K. Imai,<sup>29, 34, 56</sup> M. Inaba,<sup>65</sup> A. Iordanova,<sup>8</sup> D. Isenhower,<sup>1</sup> M. Ishihara,<sup>56</sup> M. Issah,<sup>66</sup> D. Ivanishev,<sup>55</sup> Y. Iwanaga,<sup>23</sup> B.V. Jacak,<sup>62</sup> J. Jia,<sup>7, 61</sup> X. Jiang,<sup>38</sup> J. Jin,<sup>14</sup> D. John,<sup>63</sup> B.M. Johnson,<sup>7</sup> T. Jones,<sup>1</sup> K.S. Joo,<sup>46</sup> D. Jouan,<sup>53</sup> D.S. Jumper,<sup>1</sup> F. Kajihara,<sup>12</sup> J. Kamin,<sup>62</sup> S. Kaneti,<sup>62</sup> B.H. Kang,<sup>22</sup> J.H. Kang,<sup>70</sup> J.S. Kang,<sup>22</sup> J. Kapustinsky,<sup>38</sup> K. Karatsu,<sup>34, 56</sup> M. Kasai,<sup>56, 58</sup> D. Kawall,<sup>42, 57</sup> M. Kawashima,<sup>56, 58</sup> A.V. Kazantsev,<sup>33</sup> T. Kempel,<sup>28</sup> A. Khanzadeev,<sup>55</sup> K.M. Kijima,<sup>23</sup> J. Kikuchi,<sup>67</sup> A. Kim,<sup>18</sup> B.I. Kim,<sup>32</sup> D.J. Kim,<sup>30</sup> E.-J. Kim,<sup>10</sup> Y.-J. Kim,<sup>25</sup> Y.K. Kim,<sup>22</sup> E. Kinney,<sup>13</sup> Á. Kiss,<sup>17</sup> E. Kistenev,<sup>7</sup> D. Kleinjan,<sup>8</sup> P. Kline,<sup>62</sup> L. Kochenda,<sup>55</sup> B. Komkov,<sup>55</sup> M. Konno,<sup>65</sup> J. Koster,<sup>25</sup> D. Kotov,<sup>55</sup> A. Král,<sup>15</sup> A. Kravitz,<sup>14</sup> G.J. Kunde,<sup>38</sup> K. Kurita,<sup>56, 58</sup> M. Kurosawa,<sup>56</sup> Y. Kwon,<sup>70</sup> G.S. Kyle,<sup>50</sup> R. Lacey,<sup>61</sup> Y.S. Lai,<sup>14</sup> J.G. Lajoie,<sup>28</sup> A. Lebedev,<sup>28</sup> D.M. Lee,<sup>38</sup> J. Lee,<sup>18</sup> K.B. Lee,<sup>32</sup> K.S. Lee,<sup>32</sup> S.H. Lee,<sup>62</sup> S.R. Lee,<sup>10</sup> M.J. Leitch,<sup>38</sup> M.A.L. Leite,<sup>59</sup> X. Li,<sup>11</sup> P. Lichtenwalner,<sup>45</sup> P. Liebing,<sup>57</sup> S.H. Lim,<sup>70</sup> L.A. Linden Levy,<sup>13</sup> T. Liška,<sup>15</sup> H. Liu,<sup>38</sup> M.X. Liu,<sup>38</sup> B. Love,<sup>66</sup> D. Lynch,<sup>7</sup> C.F. Maguire,<sup>66</sup> Y.I. Makdisi,<sup>6</sup> M.D. Malik,<sup>49</sup> A. Manion,<sup>62</sup> V.I. Manko,<sup>33</sup> E. Mannel,<sup>14</sup> Y. Mao,<sup>54, 56</sup> H. Masui,<sup>65</sup> F. Matathias,<sup>14</sup> M. McCumber,<sup>13, 62</sup> P.L. McGaughey,<sup>38</sup> D. McGlinchey,<sup>13, 20</sup> C. McKinney,<sup>25</sup> N. Means,<sup>62</sup> M. Mendoza,<sup>8</sup> B. Meredith,<sup>25</sup> Y. Miake,<sup>65</sup> T. Mibe,<sup>31</sup> A.C. Mignerey,<sup>41</sup> K. Miki,<sup>56, 65</sup> A. Milov,<sup>7, 68</sup> J.T. Mitchell,<sup>7</sup> Y. Miyachi,<sup>56, 64</sup> A.K. Mohanty,<sup>4</sup> H.J. Moon,<sup>46</sup> Y. Morino,<sup>12</sup> A. Morreale,<sup>8</sup> D.P. Morrison,<sup>7, †</sup> S. Motschwiller,<sup>45</sup> T.V. Moukhanova,<sup>33</sup> T. Murakami,<sup>34</sup> J. Murata,<sup>56, 58</sup> S. Nagamiya,<sup>31, 56</sup> J.L. Nagle,<sup>13, ‡</sup> M. Naglis,<sup>68</sup> M.I. Nagy,<sup>69</sup> I. Nakagawa,<sup>56, 57</sup> Y. Nakamiya,<sup>23</sup> K.R. Nakamura,<sup>34, 56</sup> T. Nakamura,<sup>56</sup> K. Nakano,<sup>56</sup> S. Nam,<sup>18</sup> J. Newby,<sup>37</sup> M. Nguyen,<sup>62</sup> M. Nishida,<sup>23</sup> R. Nouicer,<sup>7</sup> A.S. Nyanin,<sup>33</sup> C. Oakley,<sup>21</sup> E. O'Brien,<sup>7</sup> S.X. Oda,<sup>12</sup> C.A. Ogilvie,<sup>28</sup> M. Oka,<sup>65</sup> K. Okada,<sup>57</sup> Y. Onuki,<sup>56</sup> A. Oskarsson,<sup>40</sup> M. Ouchida,<sup>23, 56</sup> K. Ozawa,<sup>12</sup> R. Pak,<sup>7</sup> V. Pantuev,<sup>26, 62</sup> V. Papavassiliou,<sup>50</sup> B.H. Park,<sup>22</sup> I.H. Park,<sup>18</sup> S.K. Park,<sup>32</sup> W.J. Park,<sup>32</sup> S.F. Pate,<sup>50</sup> L. Patel,<sup>21</sup> H. Pei,<sup>28</sup> J.-C. Peng,<sup>25</sup> H. Pereira,<sup>16</sup> D.Yu. Peressouko,<sup>33</sup> R. Petti,<sup>7, 62</sup> C. Pinkenburg,<sup>7</sup> R.P. Pisani,<sup>7</sup> M. Proissl,<sup>62</sup> M.L. Purschke,<sup>7</sup> H. Qu,<sup>21</sup> J. Rak,<sup>30</sup> I. Ravinovich,<sup>68</sup> K.F. Read,<sup>52, 63</sup> S. Rembeczki,<sup>19</sup> K. Reygers,<sup>44</sup> V. Riabov,<sup>48, 55</sup> Y. Riabov,<sup>55</sup> E. Richardson,<sup>41</sup> D. Roach,<sup>66</sup> G. Roche,<sup>39, \*</sup> S.D. Rolnick,<sup>8</sup> M. Rosati,<sup>28</sup> C.A. Rosen,<sup>13</sup> S.S.E. Rosendahl,<sup>40</sup> P. Ružička,<sup>27</sup> B. Sahlmueller,<sup>44, 62</sup> N. Saito,<sup>31</sup> T. Sakaguchi,<sup>7</sup> K. Sakashita,<sup>56, 64</sup> V. Samsonov,<sup>48, 55</sup> S. Sano,<sup>12, 67</sup> M. Sarsour,<sup>21</sup> T. Sato,<sup>65</sup> M. Savastio,<sup>62</sup> S. Sawada,<sup>31</sup> K. Sedgwick,<sup>8</sup> J. Seele,<sup>13</sup> R. Seidl,<sup>25, 57</sup> R. Seto,<sup>8</sup> D. Sharma,<sup>68</sup> I. Shein,<sup>24</sup> T.-A. Shibata,<sup>56, 64</sup> K. Shigaki,<sup>23</sup> H.H. Shim,<sup>32</sup> M. Shimomura,<sup>65</sup> K. Shoji,<sup>34, 56</sup> P. Shukla,<sup>4</sup> A. Sickles,<sup>7</sup> C.L. Silva,<sup>28</sup> D. Silvermyr,<sup>52</sup> C. Silvestre,<sup>16</sup> K.S. Sim,<sup>32</sup> B.K. Singh,<sup>3</sup> C.P. Singh,<sup>3</sup> V. Singh,<sup>3</sup> M. Slunečka,<sup>9</sup> T. Sodre,<sup>45</sup> R.A. Soltz,<sup>37</sup> W.E. Sondheim,<sup>38</sup> S.P. Sorensen,<sup>63</sup> I.V. Sourikova,<sup>7</sup> P.W. Stankus,<sup>52</sup> E. Stenlund,<sup>40</sup> S.P. Stoll,<sup>7</sup> T. Sugitate,<sup>23</sup>

A. Sukhanov,<sup>7</sup> J. Sun,<sup>62</sup> J. Sziklai,<sup>69</sup> E.M. Takagui,<sup>59</sup> A. Takahara,<sup>12</sup> A. Taketani,<sup>56,57</sup> R. Tanabe,<sup>65</sup> Y. Tanaka,<sup>47</sup> S. Taneja,<sup>62</sup> K. Tanida,<sup>34,56,57,60</sup> M.J. Tannenbaum,<sup>7</sup> S. Tarafdar,<sup>3</sup> A. Taranenko,<sup>48,61</sup> E. Tennant,<sup>50</sup> H. Themann,<sup>62</sup> D. Thomas,<sup>1</sup> T.L. Thomas,<sup>49</sup> M. Togawa,<sup>57</sup> A. Toia,<sup>62</sup> L. Tomášek,<sup>27</sup> M. Tomášek,<sup>27</sup> H. Torii,<sup>23</sup> R.S. Towell,<sup>1</sup> I. Tserruya,<sup>68</sup> Y. Tsuchimoto,<sup>23</sup> K. Utsunomiya,<sup>12</sup> C. Vale,<sup>7</sup> H. Valle,<sup>66</sup> H.W. van Hecke,<sup>38</sup> E. Vazquez-Zambrano,<sup>14</sup> A. Veicht,<sup>14,25</sup> J. Velkovska,<sup>66</sup> R. Vértesi,<sup>69</sup> M. Virius,<sup>15</sup> A. Vossen,<sup>25</sup> V. Vrba,<sup>27</sup> E. Vznuzdaev,<sup>55</sup> X.R. Wang,<sup>50</sup> D. Watanabe,<sup>23</sup> K. Watanabe,<sup>65</sup> Y. Watanabe,<sup>56,57</sup> Y.S. Watanabe,<sup>12</sup> F. Wei,<sup>28</sup> R. Wei,<sup>61</sup> J. Wessels,<sup>44</sup> S.N. White,<sup>7</sup> D. Winter,<sup>14</sup> C.L. Woody,<sup>7</sup> R.M. Wright,<sup>1</sup> M. Wysocki,<sup>13</sup> Y.L. Yamaguchi,<sup>12,56</sup> K. Yamaura,<sup>23</sup> R. Yang,<sup>25</sup> A. Yanovich,<sup>24</sup> J. Ying,<sup>21</sup> S. Yokkaichi,<sup>56,57</sup> J.S. Yoo,<sup>18</sup> Z. You,<sup>38,54</sup> G.R. Young,<sup>52</sup> I. Younus,<sup>36,49</sup> I.E. Yushmanov,<sup>33</sup> W.A. Zajc,<sup>14</sup> A. Zelenski,<sup>6</sup> and S. Zhou<sup>11</sup>

(PHENIX Collaboration)

<sup>1</sup>Abilene Christian University, Abilene, Texas 79699, USA

<sup>2</sup>Department of Physics, Augustana College, Sioux Falls, South Dakota 57197, USA

<sup>3</sup>Department of Physics, Banaras Hindu University, Varanasi 221005, India

<sup>4</sup>Bhabha Atomic Research Centre, Bombay 400 085, India

<sup>5</sup>Baruch College, City University of New York, New York, New York, 10010 USA

<sup>6</sup>Collider-Accelerator Department, Brookhaven National Laboratory, Upton, New York 11973-5000, USA

<sup>7</sup>Physics Department, Brookhaven National Laboratory, Upton, New York 11973-5000, USA

<sup>8</sup>University of California - Riverside, Riverside, California 92521, USA

<sup>9</sup>Charles University, Ovocný trh 5, Praha 1, 116 36, Prague, Czech Republic

<sup>10</sup>Chonbuk National University, Jeonju, 561-756, Korea

<sup>11</sup>Science and Technology on Nuclear Data Laboratory, China Institute of Atomic Energy, Beijing 102413, P. R. China

<sup>12</sup>Center for Nuclear Study, Graduate School of Science, University of Tokyo, 7-3-1 Hongo, Bunkyo, Tokyo 113-0033, Japan

<sup>13</sup>University of Colorado, Boulder, Colorado 80309, USA

<sup>14</sup>Columbia University, New York, New York 10027 and Nevis Laboratories, Irvington, New York 10533, USA

<sup>15</sup>Czech Technical University, Zikova 4, 166 36 Prague 6, Czech Republic

<sup>16</sup>Dapnia, CEA Saclay, F-91191, Gif-sur-Yvette, France

<sup>17</sup>ELTE, Eötvös Loránd University, H - 1117 Budapest, Pázmány P. s. 1/A, Hungary

<sup>18</sup>Ewha Womans University, Seoul 120-750, Korea

<sup>19</sup>Florida Institute of Technology, Melbourne, Florida 32901, USA

<sup>20</sup>Florida State University, Tallahassee, Florida 32306, USA

<sup>21</sup>Georgia State University, Atlanta, Georgia 30303, USA

<sup>22</sup>Hanyang University, Seoul 133-792, Korea

<sup>23</sup>Hiroshima University, Kagamiyama, Higashi-Hiroshima 739-8526, Japan

<sup>24</sup>IHEP Protvino, State Research Center of Russian Federation, Institute for High Energy Physics, Protvino, 142281, Russia

<sup>25</sup>University of Illinois at Urbana-Champaign, Urbana, Illinois 61801, USA

<sup>26</sup>Institute for Nuclear Research of the Russian Academy of Sciences, prospekt 60-letiya Oktyabrya 7a, Moscow 117312, Russia

<sup>27</sup>Institute of Physics, Academy of Sciences of the Czech Republic, Na Slovance 2, 182 21 Prague 8, Czech Republic

<sup>28</sup>Iowa State University, Ames, Iowa 50011, USA

<sup>29</sup>Advanced Science Research Center, Japan Atomic Energy Agency, 2-4

Shirakata Shirane, Tokai-mura, Naka-gun, Ibaraki-ken 319-1195, Japan

<sup>30</sup>Helsinki Institute of Physics and University of Jyväskylä, P.O.Box 35, FI-40014 Jyväskylä, Finland

<sup>31</sup>KEK, High Energy Accelerator Research Organization, Tsukuba, Ibaraki 305-0801, Japan

<sup>32</sup>Korea University, Seoul, 136-701, Korea

<sup>33</sup>Russian Research Center "Kurchatov Institute", Moscow, 123098 Russia

<sup>34</sup>Kyoto University, Kyoto 606-8502, Japan

<sup>35</sup>Laboratoire Leprince-Ringuet, Ecole Polytechnique, CNRS-IN2P3, Route de Saclay, F-91128, Palaiseau, France

<sup>36</sup>Physics Department, Lahore University of Management Sciences, Lahore, Pakistan

<sup>37</sup>Lawrence Livermore National Laboratory, Livermore, California 94550, USA

<sup>38</sup>Los Alamos National Laboratory, Los Alamos, New Mexico 87545, USA

<sup>39</sup>LPC, Université Blaise Pascal, CNRS-IN2P3, Clermont-Fd, 63177 Aubiere Cedex, France

<sup>40</sup>Department of Physics, Lund University, Box 118, SE-221 00 Lund, Sweden

<sup>41</sup>University of Maryland, College Park, Maryland 20742, USA

<sup>42</sup>Department of Physics, University of Massachusetts, Amherst, Massachusetts 01003-9337, USA

<sup>43</sup>Department of Physics, University of Michigan, Ann Arbor, Michigan 48109-1040, USA

<sup>44</sup>Institut für Kernphysik, University of Muenster, D-48149 Muenster, Germany

<sup>45</sup>Muhlenberg College, Allentown, Pennsylvania 18104-5586, USA

<sup>46</sup>Myongji University, Yongin, Kyonggido 449-728, Korea

<sup>47</sup>Nagasaki Institute of Applied Science, Nagasaki-shi, Nagasaki 851-0193, Japan

<sup>48</sup>National Research Nuclear University, MEPhI, Moscow Engineering Physics Institute, Moscow, 115409, Russia

<sup>49</sup>University of New Mexico, Albuquerque, New Mexico 87131, USA

<sup>50</sup>New Mexico State University, Las Cruces, New Mexico 88003, USA

<sup>51</sup>*Department of Physics and Astronomy, Ohio University, Athens, Ohio 45701, USA*

<sup>52</sup>*Oak Ridge National Laboratory, Oak Ridge, Tennessee 37831, USA*

<sup>53</sup>*IPN-Orsay, Universite Paris Sud, CNRS-IN2P3, BP1, F-91406, Orsay, France*

<sup>54</sup>*Peking University, Beijing 100871, P. R. China*

<sup>55</sup>*PNPI, Petersburg Nuclear Physics Institute, Gatchina, Leningrad region, 188300, Russia*

<sup>56</sup>*RIKEN Nishina Center for Accelerator-Based Science, Wako, Saitama 351-0198, Japan*

<sup>57</sup>*RIKEN BNL Research Center, Brookhaven National Laboratory, Upton, New York 11973-5000, USA*

<sup>58</sup>*Physics Department, Rikkyo University, 3-34-1 Nishi-Ikebukuro, Toshima, Tokyo 171-8501, Japan*

<sup>59</sup>*Universidade de São Paulo, Instituto de Física, Caixa Postal 66318, São Paulo CEP05315-970, Brazil*

<sup>60</sup>*Seoul National University, Seoul, Korea*

<sup>61</sup>*Chemistry Department, Stony Brook University, SUNY, Stony Brook, New York 11794-3400, USA*

<sup>62</sup>*Department of Physics and Astronomy, Stony Brook University, SUNY, Stony Brook, New York 11794-3800, USA*

<sup>63</sup>*University of Tennessee, Knoxville, Tennessee 37996, USA*

<sup>64</sup>*Department of Physics, Tokyo Institute of Technology, Oh-okayama, Meguro, Tokyo 152-8551, Japan*

<sup>65</sup>*Institute of Physics, University of Tsukuba, Tsukuba, Ibaraki 305, Japan*

<sup>66</sup>*Vanderbilt University, Nashville, Tennessee 37235, USA*

<sup>67</sup>*Waseda University, Advanced Research Institute for Science and*

*Engineering, 17 Kikui-cho, Shinjuku-ku, Tokyo 162-0044, Japan*

<sup>68</sup>*Weizmann Institute, Rehovot 76100, Israel*

<sup>69</sup>*Institute for Particle and Nuclear Physics, Wigner Research Centre for Physics, Hungarian Academy of Sciences (Wigner RCP, RMKI) H-1525 Budapest 114, POBox 49, Budapest, Hungary*

<sup>70</sup>*Yonsei University, IPAP, Seoul 120-749, Korea*

(Dated: August 13, 2019)

We present azimuthal angular correlations between charged hadrons and energy deposited in calorimeter towers in central  $d+Au$  and minimum bias  $p+p$  collisions at  $\sqrt{s_{NN}} = 200$  GeV. The charged hadron is measured at midrapidity  $|\eta| < 0.35$ , and the energy is measured at large rapidity ( $-3.7 < \eta < -3.1$ , Au-going direction). An enhanced near-side angular correlation across  $|\Delta\eta| > 2.75$  is observed in  $d+Au$  collisions. Using the event plane method applied to the Au-going energy distribution, we extract the anisotropy strength  $v_2$  for inclusive charged hadrons at midrapidity up to  $p_T = 4.5$  GeV/ $c$ . We also present the measurement of  $v_2$  for identified  $\pi^\pm$  and (anti)protons in central  $d+Au$  collisions, and observe a mass-ordering pattern similar to that seen in heavy ion collisions. These results are compared with viscous hydrodynamic calculations and measurements from  $p+Pb$  at  $\sqrt{s_{NN}} = 5.02$  TeV. The magnitude of the mass-ordering in  $d+Au$  is found to be smaller than that in  $p+Pb$  collisions, which may indicate smaller radial flow in lower energy  $d+Au$  collisions.

PACS numbers: 25.75.Dw

Small collision systems,  $d+Au$  and  $p+Pb$ , have been studied at the Relativistic Heavy Ion Collider (RHIC) and the Large Hadron Collider (LHC) to understand baseline nuclear effects for heavy-ion collisions in which hot nuclear matter is made. The  $d+Au$  and  $p+Pb$  systems have generally been considered too small to create significant quantities of hot nuclear matter. This assumption has been challenged in  $p+Pb$  at  $\sqrt{s_{NN}} = 5.02$  TeV with the measurements of (i) near-side azimuthal correlations across a large pseudorapidity gap [1–3], also observed in high multiplicity  $p+p$  collisions at 7 TeV [4], and (ii) the elliptic anisotropy parameter  $v_2$  measured by multiple particle correlations [5, 6].

Hydrodynamic models, successfully applied to heavy ion data at RHIC and the LHC, can qualitatively reproduce the  $v_2$  results from  $p/d+$ nucleus [7–9]. If hydrodynamics is the primary cause of the observed effects then there should be a mass-ordering of the magnitudes of  $v_2$  for identified particles, in which heavier particles have smaller  $v_2$  values at low  $p_T < 1.5$  GeV/ $c$  [10, 11]. Recently, such mass-ordering has been observed in  $p+Pb$

collisions at LHC for  $v_2$  of  $\pi^\pm$  and  $p, \bar{p}$  [12]. Finite near-side correlations can also arise from enhanced two-gluon emission at high parton densities as in the Color Glass Condensate (CGC) model [13–15].

Long-range angular correlations and elliptic anisotropy of inclusive and identified hadrons in  $p+p$  and  $d+Au$  collisions at RHIC can provide crucial tests as to whether a hydrodynamically expanding medium is created in these small systems. The  $v_2$  in  $d+Au$  has been measured from hadron pair correlations, within a limited rapidity range ( $0.7 > |\Delta\eta| > 0.48$ ) and under the assumption that jet-like correlations are the same in various multiplicity-selected events [16]. In this Letter, we report measurements of azimuthal correlations in top 5% central  $d+Au$  and minimum bias  $p+p$  collisions between charged hadrons at midrapidity ( $|\eta| < 0.35$ ) and energy deposited at large rapidity  $-3.7 < \eta < -3.1$  (Au-going direction). We also report  $v_2$  for inclusive hadron and identified pions and (anti)protons in  $d+Au$  at midrapidity using an event plane across  $|\Delta\eta| > 2.75$ .

The data were obtained from  $p+p$  in the 2008 and 2009

experimental runs and  $d+Au$  in the 2008 run with the PHENIX detector. The event centrality class in  $d+Au$  collisions is determined as a percentile of the total charge measured in the PHENIX beam-beam counter covering  $-3.9 < \eta < -3.0$  on the Au-going side [17–20]. For the 5% most central  $d+Au$  collisions, the corresponding number of binary collisions and number of participants are estimated by a Glauber model to be  $18.1 \pm 1.2$  and  $17.8 \pm 1.2$  respectively [17].

Charged particles used in this analysis are reconstructed in the two PHENIX central-arm tracking systems, consisting of drift chambers and multi-wire proportional pad chambers (PC) [21]. Each arm covers  $\pi/2$  in azimuth and  $|\eta| < 0.35$ , and the tracking system achieves a momentum resolution of  $\delta p/p \approx 0.7\% \oplus 1.1\% \times p$  (GeV/c).

The drift-chamber tracks are matched to hits in the third layer of the PC, reducing the contribution of tracks originating from decays and photon conversions. Hadron identification is achieved using the time-of-flight detectors, with different technologies in the east and west arms, for which the timing resolutions are 130 ps and 95 ps, respectively. Pions and (anti)proton tracks are identified with over 99% purity at momenta up to 3 GeV/c [18, 22] in both systems.

Energy deposited at large rapidity in the Au-going direction is measured by the towers in the south-side Muon Piston Calorimeter (MPC-S) [23]. The MPC-S comprises 192 towers of  $PbWO_4$  crystal covering  $2\pi$  in azimuth and  $-3.7 < \eta < -3.1$  in pseudorapidity, with each tower subtending approximately  $\Delta\eta \times \Delta\phi \approx 0.12 \times 0.18$ . Over 95% of the energy detected in the MPC is from photons, which are primarily produced in the decays of  $\pi^0$  and  $\eta$  mesons. Photons are well localized, as each will deposit over 90% of its energy into one tower if it hits the tower's center. To avoid the background from noncollision noise sources ( $\sim 75$  MeV) and cut out the deposits by minimum ionization particles ( $\sim 245$  MeV), we select towers with deposited energy  $E_{Tower} > 3$  GeV.

We first examine the long-range azimuthal angular correlation of pairs consisting of one track in the central arm and one tower in the MPC-S. Because the towers are mainly fired by photons, and the azimuthal extent of each energy deposition is much smaller than the size of azimuthal angular correlation from jets or elliptic flow, these track-tower pair correlations will be good proxies for hadron-photon correlations without attempting to reconstruct individual photon showers. We construct the signal distribution  $S(\Delta\phi, p_T)$  of track-tower pairs over relative azimuthal angle  $\Delta\phi \equiv \phi_{Track} - \phi_{Tower}$ , each with weight  $w_{tower}$ , in bins of track transverse momentum  $p_T$ .

$$S(\Delta\phi, p_T) = \frac{d(w_{Tower} N_{\text{Same event}}^{\text{Track}(p_T) - \text{Tower}})}{d\Delta\phi} \quad (1)$$

Here  $\phi_{Track}$  is the azimuth of the track as it leaves the

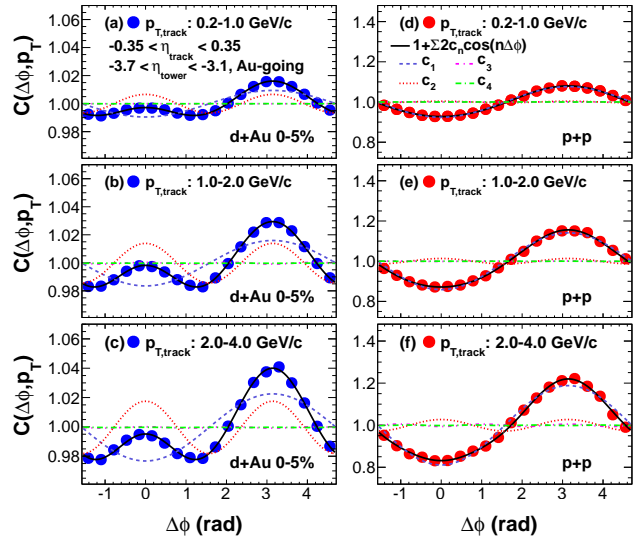


FIG. 1. The azimuthal correlation functions  $C(\Delta\phi, p_T)$ , as defined in Eq. 2, for track-tower pairs with different track  $p_T$  selections in 0%–5% central  $d+Au$  collisions (left) and minimum bias  $p+p$  collisions (right) at  $\sqrt{s_{NN}} = 200$  GeV. From top to bottom, the track  $p_T$  bins are 0.2–1.0 GeV/c, 1.0%–2.0 GeV/c and 2.0%–4.0 GeV/c. The pairs are formed between charged tracks measured in the PHENIX central arms at  $|\eta| < 0.35$  and towers in the MPC-S calorimeter ( $-3.7 < \eta < -3.1$ , Au-going). A near-side peak is observed in the central  $d+Au$  which is not seen in minimum bias  $p+p$ . Each correlation function is fit with a four-term Fourier cosine expansion; the individual components  $n = 1$  to  $n = 4$  are drawn on each panel, together with the fit function sum.

primary vertex,  $\phi_{Tower}$  is the azimuth of the center of the calorimeter tower. The  $w_{Tower}$  is chosen as the tower's transverse energy  $E_T = E_{Tower} \sin(\theta_{Tower})$ . Because the calorimeter is operating in a linear regime the overall  $E_T$  pattern on each event will simply be the sum of the patterns from each impinging particle, so we expect no distortion effect due to occupancy. To correct for the nonuniform PHENIX azimuthal acceptance in the central arm tracking system, we then construct the corresponding “mixed-event” distribution  $M(\Delta\phi, p_T)$  over track-tower pairs, where the tracks and tower signals are from different events in the same centrality and vertex position class. We then construct the normalized correlation function

$$C(\Delta\phi, p_T) = \frac{S(\Delta\phi, p_T)}{M(\Delta\phi, p_T)} \frac{\int_0^{2\pi} M(\Delta\phi, p_T) d\Delta\phi}{\int_0^{2\pi} S(\Delta\phi, p_T) d\Delta\phi} \quad (2)$$

whose shape is proportional to the true pairs distribution over  $\Delta\phi$ .

Figure 1 shows the correlation functions  $C(\Delta\phi, p_T)$  for different  $p_T$  bins, for the 5% most central  $d+Au$  collisions and for minimum bias  $p+p$  collisions. Central  $d+Au$  collisions show a visible enhancement of near-side pairs, pro-

ducing a local maximum in the distribution at  $\Delta\phi \sim 0$ , which is not seen in the  $p+p$  data. We analyze the distributions by fitting each  $C(\Delta\phi, p_T)$  to a four-term Fourier cosine expansion,  $f(\Delta\phi) = 1 + \sum_{n=1}^4 2c_n(p_T) \cos(n\Delta\phi)$ ; the sum function and each individual cosine component are plotted in Fig. 1 for each distribution. We observe that the  $p+p$  distribution shape is described almost entirely by the dipole term  $\cos(\Delta\phi)$ , as expected generically by transverse momentum conservation, via processes such as dijet production or soft string fragmentation; The shape in central  $d+Au$  exhibits both dipole and quadrupole  $\cos(2\Delta\phi)$  terms with similar magnitudes. Both  $c_3$  and  $c_4$  are found to be  $\approx 0$ , as shown in Fig. 1.

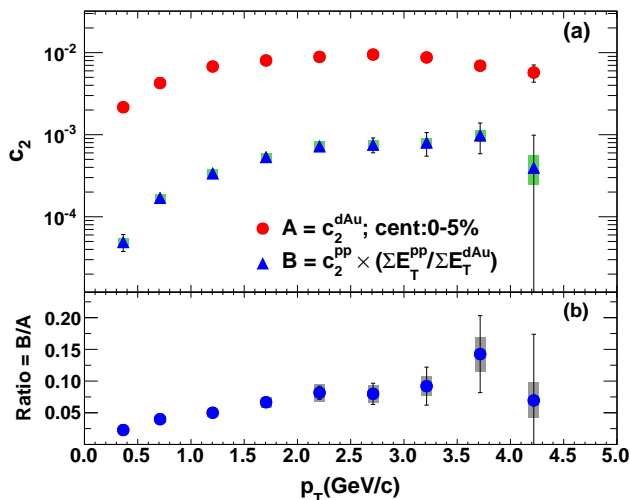


FIG. 2. Panel (a) shows  $c_2(p_T)$  for track-tower pairs from 0%–5%  $d+Au$  collisions and  $c_2(p_T)$  for pairs in minimum bias  $p+p$  collisions times the dilution factor ( $\sum E_T^{pp}/\sum E_T^{dAu}$ ). Panel (b) shows their ratio, indicating that the contribution to the  $c_2$  amplitude in  $d+Au$  from elementary processes present in  $p+p$  are small, only a few percent at low  $p_T$  and rising to only 10% by 4.5 GeV/c. Both statistical (bar) and systematic (band) uncertainties are shown.

Figure 2 shows the fitted  $c_2$  parameters from the  $d+Au$  and  $p+p$  with both statistical and systematic uncertainties. We estimate contributions to systematic uncertainties from two main sources: (1) tracking backgrounds from weak decays and photon conversions and (2) multiple collisions in a bunch crossing (pile-up) in  $d+Au$  collisions. We estimate the tracking background contribution by reducing the spatial matching windows in the third layer of the PC from  $3\sigma$  to  $2\sigma$ , and find that the change is less than 2% fractionally in  $c_2$ . To study the pile-up effect in  $d+Au$  collisions we separate the  $d+Au$  data set into two groups, one from a period with lower luminosity and the other with higher luminosity. The corresponding pile-up event fractions in central  $d+Au$  are 3.5% and 7.0%, respectively. The  $c_2^{dAu}$  in the lower luminosity data set is around 5% higher than that in higher

luminosity across all  $p_T$ . The average pile-up fraction for the total data sample is around 4%–5% and a systematic uncertainty around 10% is assigned to cover this effect. Additionally, we compare  $c_2^{pp}$  results for  $p+p$  data taken in the 2008 and 2009 running periods, and see a difference of less than 5% for  $p_T < 1$  GeV/c, increasing to 15% for  $p_T > 3$  GeV/c. To characterize biases that might arise because the tower energy and centrality are measured in the same rapidity range, we have compared results obtained using two different detectors in the Au-going direction to define the event centrality: (i) the reaction-plane detector ( $-2.8 < \eta < -1.0$ ) [24] and (ii) the ZDC ( $\eta < -6.5$ ) [25]. The  $c_2$  values obtained in the two cases differ by 6% from those reported here.

Some portion of the correlation quadrupole strength  $c_2$  in the  $d+Au$  data could be due to elementary processes such as dijet fragmentation (mainly from away side) and resonance decays. We can estimate the effect of such processes under the assumptions that (i) all correlations present in minimum bias  $p+p$  collisions are due to elementary processes, and (ii) those same processes occur in the measured  $d+Au$  system as a simple superposition of several nucleon-nucleon collisions. In this case, we would expect the contribution from elementary processes to be equal to the  $c_2^{pp}(p_T)$  but diluted by the increase in particle multiplicity between  $p+p$  and  $d+Au$ , if the number of elementary processes is proportional to the multiplicity of the other particle used in pair correlations (see also the “scalar product method”, as in [26, 27]). We estimate the ratio of the  $p+p$  to  $d+Au$  general multiplicities by measuring the ratio of the total transverse energy  $\sum E_T$  seen in the MPC-S calorimeter in  $p+p$  versus  $d+Au$  events, which we find to be approximately  $1/(17.9 \pm 0.35)$  and only weakly dependent on the track  $p_T$  ( $\leq 2\%$ ). We can then separate  $c_2^{dAu}(p_T)$  into elementary and nonelementary components:

$$\begin{aligned} c_2^{dAu}(p_T) &= c_2^{\text{Non-elem.}}(p_T) + c_2^{\text{Elem.}}(p_T) \\ &\approx c_2^{\text{Non-elem.}}(p_T) + c_2^{pp}(p_T) \frac{\sum E_T^{pp}}{\sum E_T^{dAu}} \end{aligned} \quad (3)$$

The ratio in Fig. 2(b) shows that the contribution to  $c_2^{dAu}$  from elementary processes is indeed small, ranging from a few percent at the lowest  $p_T$  to around 10% at the highest  $p_T$ , and no more than 13% with the other centrality selections mentioned above. The presence of the near-side peak in the pairs distribution in the central  $d+Au$  system is reproduced in some physics model calculations. The formation of a medium that evolves hydrodynamically is one such possibility [7–9], but processes such as initial state gluon saturation [14, 15] could also create such an effect.

To quantitatively address the physics of this near-side peak and compare with detailed hydro-dynamics calculations, the  $v_2$  of charged hadrons, pions, and (anti)protons at midrapidity is measured via event plane method [28].

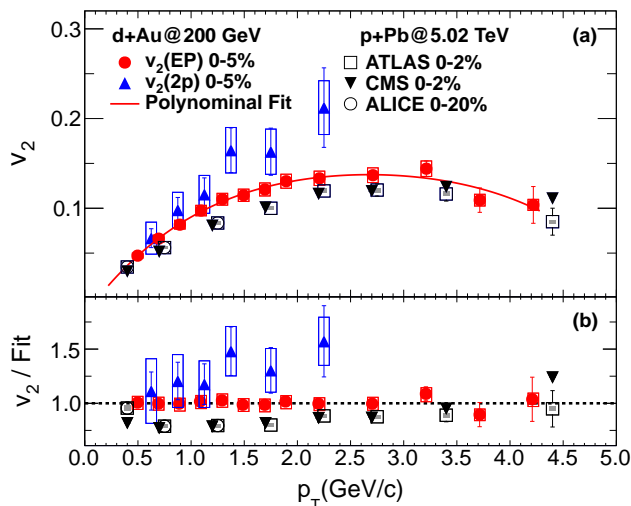


FIG. 3. Measured  $v_2(EP)$  for midrapidity charged tracks in 0%–5% central  $d+Au$  at  $\sqrt{s_{NN}} = 200$  GeV using the event plane method in Panel (a). Also shown are  $v_2$  measured in central  $p+Pb$  collisions at  $\sqrt{s_{NN}} = 5.02$  TeV [2, 3, 6], and our prior measurements with two particle correlations ( $v_2(2p)$ ) for  $d+Au$  collisions [16]. A polynomial fit to the current measurement and the ratios of experimental values to the fit are shown in the panel (b).

The  $v_2$  is measured as  $v_2(p_T) = \langle \cos 2(\phi^{\text{Particle}} - \Psi_2^{\text{Obs}}) \rangle / \text{Res}(\Psi_2^{\text{Obs}})$ , where the average is over particles in the  $p_T$  bin and over events. The second order event plane direction  $\Psi_2^{\text{Obs}}$  is determined using the MPC-S (Au-going). The study of correlation strength as above indicates that the elementary-process contribution to the event plane  $v_2$  result is similarly small, less than 10% fractionally out to  $p_T = 4.5$  GeV/c. The event plane resolution  $\text{Res}(\Psi_2^{\text{Obs}})$  ( $\sim 0.151 \pm 0.003$ ) is calculated through the standard three subevents method [28, 29], with the other two event planes being (i) the second order event plane determined from central-arm tracks, restricted to low  $p_T$  ( $0.2 \text{ GeV}/c < p_T < 2.0 \text{ GeV}/c$ ) to minimize contribution from jet fragments; and (ii) the first order event plane measured with spectator neutrons in the shower-maximum detector on the Au-going side ( $\eta < -6.5$ ) [25, 29]. The systematic uncertainties on the  $v_2$  of charged hadrons are mainly from the tracking background(2%) and pile-up effects(5%), as described above, and also from the difference in  $v_2$  from different event plane determinations. To estimate the systematic uncertainty of the latter we compare the  $v_2$  extracted with the MPC-S event plane with that using the south (Au-going) beam-beam counter, and the two measurements of  $v_2$  are consistent to within 5%. The difference for  $v_2$  from the different centrality determinations as discussed previously is less than 3%.

The  $v_2$  of charged hadrons for 0%–5% central  $d+Au$  events with event plane methods are shown in Fig. 3(a) as  $v_2(EP)$  for  $p_T$  up to 4.5 GeV/c, along with a poly-

nomial fit through the points. Also shown are our earlier measurement with two particle correlations ( $v_2(2p)$ ) and the  $v_2$  measured in the central  $p+Pb$  collisions at LHC. Figure 3(b) shows the ratios of all of these measurements divided by the fitting results. The  $v_2$  from our prior measurements, with subtraction of peripheral data to reduce jet contributions, exceed the current measurement; differences range from about 15% at  $p_T = 1.0$  GeV/c and increases to about 50% at  $p_T = 2.2$  GeV/c. The difference is about  $1.5 \sigma$  for the top three points with the largest deviations from the fit. It may be due to different jet-like correlation being present in central and peripheral collisions [30]. The present measurement, without peripheral subtraction, is performed with  $|\Delta\eta| > 2.75$ , far away from the near-side main jet peak. The contribution from jet, which includes both near and away-side, has been found to be less than 10% from the study of  $c_2$  shown in Fig. 2. Even if there is a 30% enhancement of jet-like correlation from  $p+p$  to central  $d+Au$  collisions, it will only raise from 10% to 13% our estimate of the jet-like contribution to the  $v_2$  in central  $d+Au$  collisions. The present  $v_2$  measurement is closer to that of  $p+Pb$  collisions [2, 3, 6]. It is about 20% higher than that of  $p+Pb$  at  $p_T = 1$  GeV/c, and the difference decreases to a few percent at  $p_T > 2.0$  GeV/c.

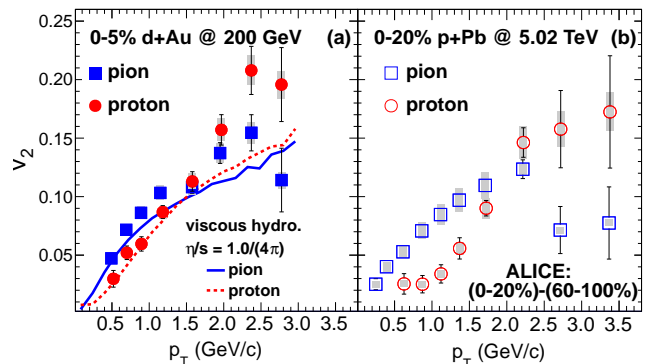


FIG. 4. Measured  $v_2(p_T)$  for identified pions and (anti)protons, each charge combined, in 0%–5% central  $d+Au$  collisions at RHIC. In panel (a) the data are compared with the calculation from a viscous hydrodynamic model [31–33], and in panel (b) the  $v_2$  data for pions and protons in 0%–20% central  $p+Pb$  collisions at LHC are shown for comparison [12], they are measured from pair correlations with a peripheral event yield subtraction

Figure 4 shows the midrapidity  $v_2(p_T)$  for identified charged pions and (anti)protons, with charge signs combined for each species, up to  $p_T = 3$  GeV/c using the event plane method; the systematic uncertainties are the same as for inclusive charged hadrons. A distinctive mass-splitting can be seen. The pion  $v_2$  is higher than the proton’s for  $p_T < 1.5$  GeV/c, as has been seen universally in heavy-ion collisions at RHIC [34–39]. Figure 4(a) also shows calculations of viscous hydrodynamics



with Glauber initial conditions starting at  $\tau = 0.5$  fm/c with  $\eta/s = 1.0/(4\pi)$ , followed by a hadronic cascade [31–33]. The splitting at lower  $p_T$  is also seen in the calculation. The identified particle  $v_2$  in 0%–20%  $p$ +Pb collisions are shown in Fig. 4(b) for comparison [12]. The magnitude of the mass-splitting in RHIC  $d$ +Au is smaller than that seen in LHC  $p$ +Pb, which could be an indicator of stronger radial flow in the higher energy collisions [40].

We have presented measurements of long-range azimuthal correlations between particles at midrapidity and at backward rapidity (Au-going direction) in 0%–5% central  $d$ +Au collisions at  $\sqrt{s_{NN}} = 200$  GeV. We find a localized near-side azimuthal angular correlation in these collisions for pairs across  $|\Delta\eta| > 2.75$  which is not apparent in minimum bias  $p$ + $p$  collisions at the same collision energy. The anisotropy strength  $v_2$  is measured for midrapidity particles with respect to a event plane determined from a region separated by the same pseudorapidity interval. The  $v_2$  values are qualitatively similar to those observed in central  $p$ +Pb collisions at  $\sqrt{s_{NN}} = 5.02$  TeV. The  $v_2$  for identified pions and (anti)protons at midrapidity exhibit a mass ordering, qualitatively similar to observations in relativistic heavy-ion collisions. This ordering can be described by a viscous hydrodynamic model, where they are believed to reflect radial flow in hydrodynamics. The magnitude of mass-splitting in  $v_2(p_t)$  is found to be smaller in  $d$ +Au collisions in comparison to  $p$ +Pb collisions at higher energies, possibly indicating smaller radial flow in  $d$ +Au at  $\sqrt{s_{NN}} = 200$  GeV.

We thank the staff of the Collider-Accelerator and Physics Departments at Brookhaven National Laboratory and the staff of the other PHENIX participating institutions for their vital contributions. We acknowledge support from the Office of Nuclear Physics in the Office of Science of the Department of Energy, the National Science Foundation, Abilene Christian University Research Council, Research Foundation of SUNY, and Dean of the College of Arts and Sciences, Vanderbilt University (U.S.A), Ministry of Education, Culture, Sports, Science, and Technology and the Japan Society for the Promotion of Science (Japan), Conselho Nacional de Desenvolvimento Científico e Tecnológico and Fundação de Amparo à Pesquisa do Estado de São Paulo (Brazil), Natural Science Foundation of China (P. R. China), Ministry of Education, Youth and Sports (Czech Republic), Centre National de la Recherche Scientifique, Commissariat à l’Énergie Atomique, and Institut National de Physique Nucléaire et de Physique des Particules (France), Bundesministerium für Bildung und Forschung, Deutscher Akademischer Austausch Dienst, and Alexander von Humboldt Stiftung (Germany), Hungarian National Science Fund, OTKA (Hungary), Department of Atomic Energy and Department of Science and Technology (India), Israel Science Foundation (Israel), National Research Foundation of Korea of the Ministry of Science, ICT, and Future Planning (Korea), Physics De-

partment, Lahore University of Management Sciences (Pakistan), Ministry of Education and Science, Russian Academy of Sciences, Federal Agency of Atomic Energy (Russia), VR and Wallenberg Foundation (Sweden), the U.S. Civilian Research and Development Foundation for the Independent States of the Former Soviet Union, the Hungarian American Enterprise Scholarship Fund, the US-Hungarian Fulbright Foundation for Educational Exchange, and the US-Israel Binational Science Foundation.

---

\* Deceased

† PHENIX Co-Spokesperson: morrison@bnl.gov

‡ PHENIX Co-Spokesperson: jamie.nagle@colorado.edu

- [1] Serguei Chatrchyan *et al.* (CMS Collaboration), “Observation of long-range near-side angular correlations in proton-lead collisions at the LHC,” *Phys. Lett. B* **718**, 795–814 (2013).
- [2] Georges Aad *et al.* (ATLAS Collaboration), “Observation of Associated Near-side and Away-side Long-range Correlations in  $\sqrt{s_{NN}}=5.02$  TeV Proton-lead Collisions with the ATLAS Detector,” *Phys. Rev. Lett.* **110**, 182302 (2013).
- [3] Betty Abelev *et al.* (ALICE Collaboration), “Long-range angular correlations on the near and away side in  $p$ -Pb collisions at  $\sqrt{s_{NN}}=5.02$  TeV,” *Phys. Lett. B* **719**, 29–41 (2013).
- [4] Vardan Khachatryan *et al.* (CMS Collaboration), “Observation of Long-Range Near-Side Angular Correlations in Proton-Proton Collisions at the LHC,” *JHEP* **1009**, 091 (2010).
- [5] Georges Aad *et al.* (ATLAS Collaboration), “Measurement with the ATLAS detector of multi-particle azimuthal correlations in  $p$ +Pb collisions at  $\sqrt{s_{NN}} = 5.02$  TeV,” *Phys. Lett. B* **725**, 60–78 (2013).
- [6] Serguei Chatrchyan *et al.* (CMS Collaboration), “Multiplicity and transverse momentum dependence of two- and four-particle correlations in  $p$ Pb and PbPb collisions,” *Phys. Lett. B* **724**, 213–240 (2013).
- [7] Piotr Bozek and Wojciech Broniowski, “Collective dynamics of the high-energy proton-nucleus collisions,” *Phys. Rev. C* **88**, 014903 (2013).
- [8] Adam Bzdak, Bjoern Schenke, Prithwish Tribedy, and Raju Venugopalan, “Initial state geometry and the role of hydrodynamics in proton-proton, proton-nucleus and deuteron-nucleus collisions,” *Phys. Rev. C* **87**, 064906 (2013).
- [9] Guang-You Qin and Berndt Mueller, ArXiv:1306.3439.
- [10] P. Huovinen, P. F. Kolb, Ulrich Heinz, P.V. Ruuskanen, and S.A. Voloshin, “Radial and elliptic flow at RHIC: Further predictions,” *Phys. Lett. B* **503**, 58–64 (2001).
- [11] Piotr Bozek, Wojciech Broniowski, and Giorgio Torrieri, “Mass hierarchy in identified particle distributions in proton-lead collisions,” ArXiv:1307.5060.
- [12] Betty Bezverkhnny Abelev *et al.* (ALICE Collaboration), “Long-range angular correlations of  $\pi$ ,  $K$  and  $p$  in  $p$ -Pb collisions at  $\sqrt{s_{NN}}=5.02$  TeV,” *Phys. Lett. B* **726**, 164–177 (2013).
- [13] Kevin Dusling and Raju Venugopalan, “Azimuthal collimation of long range rapidity correlations by strong

- color fields in high multiplicity hadron-hadron collisions,” *Phys. Rev. Lett.* **108**, 262001 (2012).
- [14] Kevin Dusling and Raju Venugopalan, “Explanation of systematics of CMS  $p$ +Pb high-multiplicity dihadron data at  $\sqrt{s_{NN}}=5.02$  TeV,” *Phys. Rev. D* **87**, 054014 (2013).
- [15] Kevin Dusling and Raju Venugopalan, “Comparison of the Color Glass Condensate to di-hadron correlations in proton-proton and proton-nucleus collisions,” *Phys. Rev. D* **87**, 094034 (2013).
- [16] A. Adare *et al.* (PHENIX Collaboration), “Quadrupole anisotropy in dihadron azimuthal correlations in central  $d$ +Au collisions at  $\sqrt{s_{NN}}=200$  GeV,” *Phys. Rev. Lett.* **111**, 212301 (2013).
- [17] A. Adare *et al.* (PHENIX Collaboration), “PHENIX Centrality Categorization in  $d$ +Au Collisions at  $\sqrt{s_{NN}}=200$  GeV,” ArXiv:1310.4793.
- [18] A. Adare *et al.* (PHENIX Collaboration), “Spectra and ratios of identified particles in Au+Au and  $d$ +Au collisions at  $\sqrt{s_{NN}}=200$  GeV,” *Phys. Rev. C* **88**, 024906 (2013).
- [19] A. Adare *et al.* (PHENIX Collaboration), “Suppression of back-to-back hadron pairs at forward rapidity in  $d$ +Au Collisions at  $\sqrt{s_{NN}} = 200$  GeV,” *Phys. Rev. Lett.* **107**, 172301 (2011).
- [20] A. Adare *et al.*, “Nuclear Modification of  $\psi'$ ,  $\chi_c$ , and  $J/\psi$  Production in  $d$ +Au Collisions at  $\sqrt{s_{NN}} = 200$  GeV,” *Phys. Rev. Lett.* **111**, 202301 (2013).
- [21] K. Adcox *et al.* (PHENIX Collaboration), “PHENIX central arm tracking detectors,” *Nucl. Instrum. Meth. A* **499**, 489–507 (2003).
- [22] A. Adare *et al.* (PHENIX Collaboration), “Deviation from quark number scaling of the anisotropy parameter  $v_2$  of pions, kaons, and protons in Au+Au collisions at  $\sqrt{s_{NN}}=200$  GeV,” *Phys. Rev. C* **85**, 064914 (2012).
- [23] Mickey Chiu (PHENIX Collaboration), “Single spin transverse asymmetries of neutral pions at forward rapidities in  $\sqrt{s_{NN}}=62.4$  GeV polarized proton collisions in PHENIX,” *Amer. Inst. Phys. Conf. Proc.* **915**, 539–542 (2007).
- [24] E. Richardson *et al.* (PHENIX Collaboration), *Nucl. Instrum. Meth. Phys. Res., Sect. A* **A636**, 99–107 (2011).
- [25] Anthony J Baltz, Chellis Chasman, and Sebastian N White, “Correlated forward and backward dissociation and neutron spectra as a luminosity monitor in heavy-ion colliders,” *Nucl. Instrum. Methods Phys. Res., Sect. A* **417**, 1–8 (1998).
- [26] J. Adams *et al.* (STAR Collaboration), “Azimuthal Anisotropy and Correlations at Large Transverse Momenta in  $p + p$  and Au+Au Collisions at  $\sqrt{s_{NN}}=200$  GeV,” *Phys. Rev. Lett.* **93**, 252301 (2004).
- [27] J. Adams *et al.* (STAR Collaboration), “Azimuthal anisotropy in Au+Au collisions at  $\sqrt{s_{NN}}=200$  GeV,” *Phys. Rev. C* **72**, 014904 (2005).
- [28] Arthur M. Poskanzer and S. A. Voloshin, “Methods for analyzing anisotropic flow in relativistic nuclear collisions,” *Phys. Rev. C* **58**, 1671–1678 (1998).
- [29] S. Afanasiev *et al.* (PHENIX Collaboration), “Systematic Studies of Elliptic Flow Measurements in Au+Au Collisions at  $\sqrt{s_{NN}}=200$  GeV,” *Phys. Rev. C* **80**, 024909 (2009).
- [30] L. Adamczyk *et al.* (STAR Collaboration), “Effect of event selection on jetlike correlation measurement in  $d$ +Au collisions at  $\sqrt{s_{NN}}=200$  GeV,” ArXiv:1412.8437.
- [31] J. L. Nagle *et al.*, ArXiv:1312.4565.
- [32] P. Romatschke, Private communication.
- [33] Matthew Luzum and Paul Romatschke, “Conformal relativistic viscous hydrodynamics: Applications to RHIC results at  $\sqrt{s_{NN}}=200$  GeV,” *Phys. Rev. C* **78**, 034915 (2008).
- [34] S. S. Adler *et al.* (PHENIX Collaboration), “Elliptic flow of identified hadrons in Au + Au collisions at  $\sqrt{s_{NN}}=200$  GeV,” *Phys. Rev. Lett.* **91**, 182301 (2003).
- [35] John Adams *et al.* (STAR Collaboration), “Particle dependence of azimuthal anisotropy and nuclear modification of particle production at moderate  $p_T$  in Au+Au collisions at  $\sqrt{s_{NN}}=200$  GeV,” *Phys. Rev. Lett.* **92**, 052302 (2004).
- [36] A. Adare *et al.* (PHENIX Collaboration), “Scaling properties of azimuthal anisotropy in Au+Au and Cu+Cu collisions at  $\sqrt{s_{NN}}=200$  GeV,” *Phys. Rev. Lett.* **98**, 162301 (2007).
- [37] S. Afanasiev *et al.* (PHENIX Collaboration), “Elliptic flow for  $\phi$  mesons and (anti)deuterons in Au+Au collisions at  $\sqrt{s_{NN}}=200$  GeV,” *Phys. Rev. Lett.* **99**, 052301 (2007).
- [38] B. I. Abelev *et al.* (the STAR Collaboration), “Mass, quark-number, and  $\sqrt{s_{NN}}$  dependence of the second and fourth flow harmonics in ultra-relativistic nucleus-nucleus collisions,” *Phys. Rev. C* **75**, 054906 (2007).
- [39] B. I. Abelev *et al.* (STAR Collaboration), “Centrality dependence of charged hadron and strange hadron elliptic flow from  $\sqrt{s_{NN}}=200$  GeV Au + Au collisions,” *Phys. Rev. C* **77**, 054901 (2008).
- [40] C. Shen, U. W. Heinz, P. Huovinen, and H. Song, “Radial and elliptic flow in Pb+Pb collisions at the Large Hadron Collider from viscous hydrodynamic,” *Phys. Rev. C* **84**, 044903 (2011).