

An Improved Block Coordinate Descent Method for Quadratic Programming in High Dimensions

Gugan Thoppe

School of Technology and Computer Science, Tata Institute of Fundamental Research, Colaba, Mumbai 400005, India, gugan@tcs.tifr.res.in

Vivek S. Borkar

Department of Electrical Engineering, Indian Institute of Technology, Powai, Mumbai 400076, India, borkar.vs@gmail.com

Dinesh Garg

IBM Research - India, Manyata Embassy Business Park, Bangalore 560045, India, garg.dinesh@in.ibm.com

In an unconstrained quadratic program (UQP), the aim is to solve a linear system of equations of the form $Px = q$, where the matrix $P \in \mathbb{R}^{n \times n}$ is symmetric and positive definite. UQPs with $n \sim 10^5$ or more are now common in many areas such as social networks, web, etc. Classical solution methods, however, are not preferred here as these fail to address the new challenges that arise when computing resources fail to match up to the data size. In this paper, we first define efficient algorithms for large scale UQPs from a practitioners' perspective. Block Kaczmarz and block coordinate descent (BCD) methods using a prefixed row partition of P are then shown to be the only efficient methods amongst existing ones. We then propose a greedy BCD method for UQP with serial, parallel, and distributed variants. Convergence rates and numerical tests are given to demonstrate its efficacy. Analysis shows that using a block diagonally dominant row partition of P is an effective way to speed up convergence. In fact, simulation shows that the proposed scheme beats all known methods if the chosen row partition of P is very close to being block diagonal.

Key words: quadratic optimization; high dimensions; greedy block coordinate descent

1. Introduction

An unconstrained quadratic program (UQP) has the form

$$\min_{x \in \mathbb{R}^n} f(x) = \frac{1}{2}x^t Px - x^t q + r, \quad (1)$$

where $P \in \mathbb{S}_{++}^n$, i.e., P is a symmetric positive definite matrix, $q \in \mathbb{R}^n$ and $r \in \mathbb{R}$. Since the gradient of the quadratic function f is given by

$$\nabla f(x) = Px - q \quad (2)$$

and $P \in \mathbb{S}_{++}^n$, it is easy to see that (1) is equivalent to solving the linear system of equations

$$Px = q. \quad (3)$$

From this, it follows that the unique optimal point to (1) is

$$x_{\text{opt}} = P^{-1}q \quad (4)$$

and the optimal value is

$$f(x_{\text{opt}}) = r - \frac{1}{2}q^t P^{-1}q. \quad (5)$$

The focus of this paper is on solution methods for high dimensional UQPs using limited computational resources. By high dimensional, we mean that n is very large, say of the order of 10^5 or more. Note that it is assumed throughout that almost all entries of P are nonzero, i.e., the matrix P is dense.

1.1. Challenges in High Dimensions

UQPs have a long history. The high dimensional setup, however, puts forth new challenges that arise purely due to the limitations of the existing computational resources in handling large scale data. We spell out these issues below.

- **Main memory and secondary storage:** Under the present hardware technology, the main memory (i.e. RAM) size is at most a few GigaBytes while secondary storage devices can go up to few TeraBytes. But observe as an example that when $n = 2^{20} \approx 10^6$, the minimum space required just to store n^2 entries of the matrix P is 8 TeraBytes – assuming double precision, i.e., 8 Bytes for each entry. This implies that in large dimensions, we firstly need several secondary storage devices to store the UQP input. Secondly, it becomes a necessity to slice the input matrix P into numerous chunks and store them in a distributed fashion across the multiple secondary storage devices. Thirdly, only a few chunks, i.e., a small portion of the entire matrix P , can be loaded into the main memory of a single processor at any given time.

- **Computing $f(x)$ and $\nabla f(x)$ with a single processor:** With only a single processor and the memory related issues described above, observe that the matrix P can be read only in a chunk by chunk manner. This implies that even the simple matrix vector multiplication Px will have to be done only in a piecemeal fashion. Although the time complexity of this operation still remains $O(n^2)$, multiple secondary storage accesses especially from noncontiguous locations is going to add a nontrivial overhead. But observe from (1) and (2) that computing $f(x)$ or $\nabla f(x)$ at any arbitrary point $x \in \mathbb{R}^n$ necessarily involves the operation Px . Consequently, any algorithm that uses function values and/or gradient values to iteratively improve the solution quality will have to suffer an extremely large running time per iteration on a single processor; several hours per iteration is not unimaginable for n just a million in size.

- **Parallelization:** Use of multiple processors will definitely help in cutting down the running time of the operation Px discussed above. But note that, due to budgetary constraints, practitioners usually have access to only a finite number of processors at any given time. In large dimensions, it thus follows that the per iteration running time of algorithms that use function values and gradient values to iteratively improve the solution quality can be cut down only marginally; usually only by a constant factor.

We would like to mention here that if the original UQP problem can be decomposed into a small number of independent problems then each of these problems can be accommodated and solved in parallel on uniprocessor machines. A setting where such an idea is applicable is when the matrix P has an inherent block diagonal structure with small number of blocks. But note that we are dealing here with problems where the matrix P need not be block diagonal and in fact it would be dense. For such matrices, as pointed out by Richtárik and Takáč (2012), the only way perhaps is to appeal to a serial method leveraging single processor or a fixed number of processors.

Based on the above discussion, we define a ‘finite processing power with finite main memory’ (FPFM) setup. Here, we assume access to only a fixed constant $N_p \geq 1$ number of processors, each with limited main memory size. Finite sized secondary storage devices are assumed to be available in numbers large enough to store at least the input data of the given UQP. The primary aim of this paper is to develop high dimensional UQP algorithms for the FPFM setup. Unless specified otherwise, the FPFM setup is assumed henceforth throughout the paper.

1.2. Desired Features of a High dimensional UQP Algorithm

Numerous approaches exist to solve an UQP. However, none of these were designed keeping in mind the above challenges and hence have several bad traits when used in the FPFM setup; specifically when P is dense. In what follows, we describe the features desired by a practitioner in a high dimensional UQP algorithm in the FPFM setup.

\mathcal{F}_1 . The method should require only a small subset of the entries of P to be loaded into main memory at any given time. The reason being that, when $n \gg N_p$, the cumulative main memory size of N_p processors will be orders of magnitude smaller than the total data size of the matrix P .

\mathcal{F}_2 . The computation time of the method for each iteration should be low; specifically, sub-quadratic in n . This is needed to avoid long running times per iteration when $n \gg N_p$. In view of the discussion in the previous subsection, this feature essentially says that the method should never compute either $f(x)$ or $\nabla f(x)$ explicitly for any x during the entire course of its execution.

\mathcal{F}_3 . The method should suggest an explicit partition of the matrix P to be stored across multiple hard disks. Once partitioning is done, no major shuffling of the data should be required. This is needed because moving data within/across secondary hard disks is an extremely time consuming

process. Furthermore, at any given time, the method should require to load the data, which are anyways small in size due to feature \mathcal{F}_1 , into the main memory only from one or a few select chunks. The reason being that disk access time for non-contiguous data, as against contiguous data stored in the form of a chunk, is extremely high.

From now on, we will say that an UQP solution method is high dimension applicable (HDA) in the FPFM setup if and only if it has all the three features mentioned above. In addition to these basic features, one would optionally prefer that an HDA algorithm:

\mathcal{F}_4 . has a total run time (iteration run time \times number of iterations) to find an approximate solution to x_{opt} that is comparable to the best of the traditional schemes, and

\mathcal{F}_5 . gives scope for a parallel and/or distributed implementation.

1.3. Traditionally Popular UQP Algorithms

We recall here some of the traditionally popular methods for UQPs by grouping them into three categories: direct methods, classical iterative methods, and HDA iterative methods. Broadly speaking, the members of the first two categories are those whose performance efficiency crucially depends on P being entirely available in the main memory. Since this is not possible for high dimensional UQPs in the FPFM setup, most of these methods become either inapplicable or need significant modifications before they become efficient from a practitioners' perspective or more precisely HDA. The third category includes the block Kaczmarz (BK) and block coordinate descent (BCD) methods for UQPs. As will be seen, these are the only methods amongst existing ones that can be easily converted into an HDA scheme.

1.3.1. Direct methods for UQP The key idea in direct methods for UQPs, see Bertsekas and Tsitsiklis (1989), Davis (2006), is to factorize the matrix P using techniques such as SVD, Cholesky decomposition, etc. The factored form of P is then used to find (4) and (5) in finite steps. These methods take $O(n^3)$ time, especially when P is dense, before giving out the final solution. Popular members in this category include Gaussian elimination, Cholesky factorization, etc. When n is really small, say roughly less than 10^3 , direct methods are highly preferred. However, the lack of intermediate solutions coupled with the enormous difficulty of factoring P , when it is stored in a distributed fashion, makes direct methods a really bad option for high dimensional UQPs in the FPFM setup.

1.3.2. Classical iterative methods for UQP These methods use function and/or gradient values to generate a sequence of improving solution estimates of (4) and/or (5). These are strongly favored when n is moderately large, say roughly from 10^3 up to 10^5 . However, for high dimensional UQPs in the FPFM setup, as mentioned before, the $O(n^2)$ running time per iteration for these

methods makes them non-HDA. Specifically, these methods tend to have exorbitant waiting times before each update of the solution estimate. If, however, this is not an issue, then with appropriate modifications one can continue to use these methods to even solve a high dimensional UQP in the FPFM setup.

Classical iterative methods for UQPs can be broadly subdivided into line search methods, cutting plane methods and direct search methods. A line search method, see Wright and Nocedal (1999), first decides upon a search direction in each iteration. Then it chooses as the new estimate that point, along this direction starting from the current estimate, which is closest to x_{opt} in some norm. Important algorithms here include the steepest descent and the conjugate gradient. Both these methods use the gradient, after suitable modifications, to generate the search direction in each iteration. The $\|\cdot\|_P$ norm given by

$$\|x\|_P := \sqrt{x^t P x} \quad (6)$$

is used to decide the new estimate in each iteration.

Another category of UQP algorithms that use gradients are the cutting plane methods, see Kelley (1960), Levin (1965). Here, the idea is to start with a feasible set containing x_{opt} . Using a hyperplane normal to the gradient at its centre of gravity, the feasible set is cut into two parts. The side containing x_{opt} is then called the new feasible set and the above idea is repeated. A major difficulty here is the efficient computation of the centre of gravity of the feasible set. This can itself turn out into a very hard problem if the feasible region is arbitrary. Alternatives such as the ellipsoid method, see Bland et al. (1981), etc., have been proposed to overcome this issue. However, these alternatives need suitable revisions before they can be used to solve a high dimensional UQP in the FPFM setup.

Direct search methods, see Kolda et al. (2003), avoid gradients and use only function values to sequentially improve the solution quality. The Nelder and Mead (1965) simplex algorithm is a key member here. This method begins with a n -dimensional simplex in \mathbb{R}^n . Using a sequence of reflection, expansion, contraction and reduction type transformations on the simplex, the method sequentially reduces the function values at each of its vertices. The Nelder-Mead approach is, however, known to be slower in convergence in comparison to gradient based schemes described above. Hence this simplex based approach should not be used to solve a high dimensional UQP in the FPFM setup even if $O(n^2)$ running time per iteration is not an issue.

1.3.3. HDA methods for UQP The Kaczmarz (1937) method and the coordinate descent method (more famously known as the Gauss-Seidel method, see Golub and Van Loan (2012)), are the simplest amongst approaches that use the line search strategy described before. The search directions of the Kaczmarz scheme are chosen from the rows of P , while for coordinate descent

the standard basis vectors of \mathbb{R}^n are used. In each iteration, the new estimate in Kaczmarz and coordinate descent schemes is decided respectively using the $\|\cdot\|_2$ norm (defined by replacing P with the $n \times n$ identity matrix \mathbb{I}_n in (6)) and the $\|\cdot\|_P$ norm. The crucial aspect in both these methods is that they require knowledge of precisely one row of P in each iteration. The generalizations of these schemes are respectively the BK and BCD which use multiple rows of P per iteration. By choosing an upper bound on this number keeping in mind the main memory size and acceptable running time per iteration, these methods can be made to readily possess features \mathcal{F}_1 and \mathcal{F}_2 . Further, by fixing a row partition of P and using only one of the subsets of this partition in each iteration, these methods can also be made to have the feature \mathcal{F}_3 . The BK and BCD type approaches are consequently the only schemes amongst existing ones that are HDA in the FPFM setup. We give the details of the above discussion in Section 2 by taking a general unified view of the BK and BCD schemes. Even under this general view, we show that the naive versions are the only ones best suited to tackle high dimensional UQPs in the FPFM setup.

The next subsection discusses recent works on BK and BCD schemes highlighting the research gap targeted in this paper.

1.4. Recent BK/BCD Approaches and Research Gap

For HDA BK/BCD schemes for UQP, the main question is the following:

Q₁. For which partition, of the rows of P , and strategy, to select subsets from this partition in each iteration, is the convergence of the estimates to x_{opt} , under appropriate norm, the fastest?

This is, however, a difficult question to answer since it depends on all possible row partitions of P and all possible sequences for choosing subsets from the selected partition. So alternatively one may first fix a strategy and then ask the reverse question: what is the best row partition of P under which the strategy performance is optimal?

With the above viewpoint, let an arbitrary row partition of P be given. Then the traditional strategy for both BK and BCD schemes is to sweep through the subsets of this partition in a cyclic manner. The convergence rate here strongly depends on the order in which the rows of P are arranged and is not easily explainable in typical matrix quantities, see Deutsch (1985), Deutsch and Hundal (1997), Galántai (2005). Hence finding the best row partition of P turns out to be a very hard problem. To overcome these issues, recent works have suggested the strategy of randomly selecting a subset in each iteration using some fixed probability distribution. For example, the randomized Kaczmarz algorithm of Strohmer and Vershynin (2009) picks one row of P in each iteration using a probability distribution that is proportional to the square of length of the rows. Randomized block Kaczmarz schemes that deal with multiple rows per iteration are discussed in Needell and Tropp (2014) under the assumption that each row of P matrix has

unit $\|\cdot\|_2$ norm. Here, the subsets of the row partition of P are chosen in a uniformly random fashion. The randomized coordinate descent method of Leventhal and Lewis (2010) works by picking a single row in each iteration using a distribution that is proportional to the diagonal entries of P . Nesterov (2012) discusses randomized block coordinate descent methods. One of the approaches presented here uses the probability distribution that is proportional to the maximum eigenvalue of the block diagonal matrices to sample the subsets in each iteration. In all these approaches, neat convergence rate estimates have been obtained and effort is now underway to find the best partition for these strategies, see Needell and Tropp (2014). The random selection strategy, in certain situations, even beats the acclaimed conjugate gradient scheme. However, the static nature of the probability distribution on choosing the row subsets impedes performance in several instances. One such instance has been described in Experiment 2 of Section 7.

Adaptive subset selection strategies, consequently, are a better alternative. Adaptive versions of randomized coordinate descent algorithms have been discussed in Loshchilov et al. (2011), Glas-machers and Dogan (2013). In this paper, our focus is on greedy algorithms which are adaptive but deterministic. Observe that, in each iteration of a BK/BCD scheme, the new estimate can be generated using any one of the subsets of the given partition. Hence a natural adaptive strategy is to be greedy and pick the best subset in each iteration. That is, pick that subset for which the corresponding estimate is the closest to x_{opt} , under the appropriate norm, amongst all possible candidate choices for the new estimate. In case of the BK algorithm, however, such a strategy significantly increases the per iteration running time and hence is to be avoided. An alternative to this greedy approach via lower dimensional projections for BK schemes has been given by Eldar and Needell (2011). Our focus here is the greedy block coordinate descent scheme, which to the best of our knowledge has not been exhaustively explored before.

A comparative analysis of the proposed greedy BCD method against popular approaches for UQP is given in Table 1. Note that the word randomized has been shortened to “Rand.”. The BK/BCD schemes use d rows of P per iteration. This is indicated alongside their names. A summary of notations used in the table are as follows. The maximum and minimum eigenvalue functions are respectively denoted using $\lambda_{\max}(\cdot)$ and $\lambda_{\min}(\cdot)$. The usual condition number of P is denoted using $\kappa(P) := \lambda_{\max}(P)/\lambda_{\min}(P)$. Related to this is the scaled condition number introduced by Demmel (1988) which is defined as $\tilde{\kappa}(P) := \|P\|_F/\lambda_{\min}(P)$, where $\|\cdot\|_F$ denotes the Frobenius norm. The trace of P is denoted using $\text{Tr}(P)$. We use Π to denote a row partition of P , see Section 2.2 for a precise definition. For a subset $\pi \in \Pi$, the submatrices P_π and $P_{\pi\pi}$ have also been defined there. Lastly, $\beta := \max_{\pi \in \Pi} \lambda_{\max}(P_\pi P_\pi^t)$.

We explicitly emphasize here that not all entries of the third and fourth columns have uniform meaning. If we let $\{x_k\}_{k \geq 0}$ denote the iterates of an algorithm, then for the two Kaczmarz schemes

Table 1 Comparison of the Proposed Greedy BCD method with popular UQP algorithms

Algorithm	Iteration Run Time	Upper Bound on Error after k iterations	Upper Bound on Time for ϵ -close solution
Steepest Descent	$O(n^2)$	$\left[\frac{\kappa(P) - 1}{\kappa(P) + 1} \right]^{2k}$	$O(n^2 \kappa(P) \log(\frac{1}{\epsilon}))$
Conjugate Gradient	$O(n^2)$	$4 \left[\frac{\sqrt{\kappa(P)} - 1}{\sqrt{\kappa(P)} + 1} \right]^{2k}$	$O(n^2 \sqrt{\kappa(P)} \log(\frac{1}{\epsilon}))$
Rand. Kaczmarz -Strohmer and Vershynin (2009)	$O(n)$	$\left[1 - \frac{1}{\tilde{\kappa}(P)^2} \right]^k$	$O(n \tilde{\kappa}(P)^2 \log(\frac{1}{\epsilon}))$
Rand. BK (d rows) -Needell and Tropp (2014)	$O(nd^2)$	$\left[1 - \frac{d\lambda_{\min}^2(P)}{n\beta} \right]^k$	$O\left(\frac{n^2 \beta \log(\frac{1}{\epsilon})}{d\lambda_{\min}^2(P)} \right)$
Rand. Coordinate Descent -Leventhal and Lewis (2010)	$O(n)$	$\left[1 - \frac{\lambda_{\min}(P)}{\text{Tr}(P)} \right]^k$	$O\left(\frac{n \text{Tr}(P) \log(\frac{1}{\epsilon})}{\lambda_{\min}(P)} \right)$
Rand. BCD ($d < \sqrt{n}$ rows) -Nesterov (2012)	$O(nd)$	$\left[1 - \frac{\lambda_{\min}(P)}{\sum_{\pi \in \Pi} \lambda_{\max}(P_{\pi\pi})} \right]^k$	$O\left(\frac{n \sum_{\pi \in \Pi} \lambda_{\max}(P_{\pi\pi}) \log(\frac{1}{\epsilon})}{\lambda_{\min}(P)} \right)$
Greedy BCD ($d < \sqrt{n}$ rows) -Proposed Method	$O(nd)$	$\left[1 - \frac{d\lambda_{\min}(P_{\Pi} B_{\Pi}^{-1})}{n} \right]^k$	$O\left(\frac{n^2 \log(\frac{1}{\epsilon})}{\lambda_{\min}(P_{\Pi} B_{\Pi}^{-1})} \right)$

the error at the k -th iteration is defined as $\|x_k - x_{\text{opt}}\|_2^2 / \|x_0 - x_{\text{opt}}\|_2^2$. On the other hand, the error for the other algorithms is defined as $\|x_k - x_{\text{opt}}\|_P^2 / \|x_0 - x_{\text{opt}}\|_P^2$. More clearly, for all randomized algorithms, the error defined is the expected value of the above quantity which is deterministic. By an ϵ -close solution, $\epsilon > 0$, for an algorithm, we imply an estimate x_k for which the corresponding error is smaller than ϵ^2 . The time for an ϵ -close solution is then defined as the product of iteration run time and the number of iterations required to find an ϵ -close solution. It is possible to express all the estimates using a common definition through standard inequalities. The inequalities, however, add approximation errors of their own and hence lead to an unfair comparison. We, hence, refrain from using them.

1.5. Contributions and Outline

The key contributions of this paper are captured below.

- In Section 2, we show that both BK and BCD methods are special instances of a more general framework for solving UQPs, which we call as *Descent via Lower Dimensional Restrictions (DLDR)*. The key idea of this framework is to use the solutions of an appropriate sequence of affine restrictions of the given UQP as means to find its optima. This is the canonical generalization of the line search iterative method described before. Even under this general framework, we show that the traditional BK and BCD schemes are the only HDA approaches.

- In Section 3, we make a critical observation that for BCD schemes there is a computationally cheap approach to determine the gradient $\nabla f(x_k)$ at each estimate x_k . Using this key observation, we propose our novel deterministic BCD method. In each iteration, the proposed method uses a greedy strategy to select that set of rows of P to update the current estimate which gives the maximum decrease in the $\|\cdot\|_P$ error. It is also shown here that such a strategy (with respect to $\|\cdot\|_2$ error) is not possible for HDA versions of the BK schemes.

- Section 4 analyzes the performance of the proposed greedy BCD method in relation to the feature \mathcal{F}_4 discussed above. In particular, we establish bounds on the convergence rate and total running time of the proposed greedy BCD method.

- Section 5 discusses strategies to come up with a good row partition of P to improve the convergence rate and hence the total running time. Finding the best partition remains an open question as of now. We do, however, suggest some heuristic approaches. Specifically, we show that one way to improve the convergence rate is to use, in a certain sense, a block diagonally dominant row partition of P .

- Parallel and distributed implementations of the proposed greedy BCD method are given in the Section 6.

- Simulation results that substantiate the above findings are given in Section 7. Through simulations, we show that our algorithm has faster convergence in comparison to existing BCD approaches. Further through intuitive justification and simulations, we show that for popular randomized methods of BK/BCD the convergence of $f(x_k)$ to $f(x_{\text{opt}})$ is quick but convergence of x_k to x_{opt} in $\|\cdot\|_2$ norm is often slow. For the proposed greedy BCD approach, we exhibit that this is not the case.

- We conclude in Section 8 with some relevant remarks.

2. A Unified View of BK and BCD Methods

The restriction of a convex function to a lower dimensional affine space is a lower dimensional convex function. This suggests that one may be able to solve a high dimensional convex function by solving instead an appropriate sequence of its lower dimensional affine restrictions. We concretize this by proposing the framework of DLDR (Subsection 2.1). Subsections 2.2 and 2.3 respectively describe the BK and BCD schemes and show that they are specialized instances of DLDR. The conditions under which one can call the BK and BCD schemes HDA are also discussed. Note that for ease of explanation, we will assume from now on that the FPFM setup has precisely one processor, i.e., $N_p = 1$. In Section 6, we remark on the parallel/distributed implementation with $N_p > 1$ processors.

2.1. Descent via Lower Dimensional Restrictions

Consider the unconstrained optimization program

$$\min_{x \in \mathbb{R}^n} g(x), \quad (7)$$

where n is large and $g: \mathbb{R}^n \rightarrow \mathbb{R}$ is a convex function bounded from below. The idea of the DLDR framework to solve (7) is as follows. In each iteration, the new estimate is the optimum of the objective function g restricted to an appropriately chosen d -dimensional affine space, $d \in [n] := \{1, \dots, n\}$, passing through the current estimate. Algorithm 1 gives the details. In this algorithm, note that $\text{col}(M_k)$ denotes the column space of the matrix M_k and $\ell.i.$ stands for linearly independent. When $d = 1$, note that the DLDR framework is precisely the classical line search method for convex optimization. The DLDR framework is thus its canonical generalization.

Algorithm 1 DLDR Framework

Input: initial guess $x_0 \in \mathbb{R}^n$, dimension d , strategy ζ .

Main Procedure:

for $k = 0, 1, \dots$, **do**

 Choose $M_k \in \mathbb{R}^{n \times d}$ with $\ell.i.$ columns using ζ .

 Define affine space \mathcal{A}_k as $x_k + \text{col}(M_k)$.

 Set $x_{k+1} = \underset{x \in \mathcal{A}_k}{\text{argmin}} g(x)$.

end for

In the DLDR framework of Algorithm 1, the assumption that each of the affine spaces $\{\mathcal{A}_k\}_{k \geq 0}$ should have the same dimension d has been made only for ease of explanation. The conclusions drawn in this paper, with minor modifications, hold true even when each of the affine spaces have a different dimension less than or equal to d . The choice of d is crucial and will have to be made keeping in mind the desired objectives. In this paper, as we will see, this choice will be mainly influenced by the available main memory size and acceptable running time per iteration. We discuss this further in the context of the BK and BCD schemes once the bounds on the per iteration running time has been established. However, until then, $d \in [n]$ will be an arbitrary but fixed choice. The strategy ζ of choosing the sequence of matrices $\{M_k\}_{k \geq 0}$ also needs to be decided. Both deterministic as well as randomized strategies may be used. But observe that, whatever be ζ , we always have

$$g(x_{k+1}) \leq g(x_k) \quad (8)$$

for each k . The guaranteed descent in each iteration follows since $x_k \in \mathcal{A}_k \forall k \geq 0$.

We emphasize that the DLDR framework is only an idea and does not address explicitly the challenges mentioned in Subsection 1.1. Throughout this paper, we will adhere to a convention by which a framework would mean a high level idea towards solving a UQP, whereas a HDA method would mean a procedure which can be implemented in practice and also addresses the difficulties of high dimensions. We now revert back to the problem of UQP defined in (1). The next subsection gives an overview of the BK schemes for UQP and its relation to DLDR.

2.2. Block Kaczmarz Method

For $\tau \subset [n]$, let P_τ denote the $d \times n$ submatrix obtained by retaining only those rows of P whose indices are in τ . Since P is symmetric, we can use the P_τ^t , where t denotes transpose, to denote the column submatrix of P indexed by τ . Similarly, let q_τ denote the subvector of q with components listed in τ . The traditional BK framework in generic form is given in Algorithm 2. Note that $|\tau_k|$ denotes the size of the subset τ_k .

Algorithm 2 Block Kaczmarz Framework

Input: initial guess $x_0 \in \mathbb{R}^n$, dimension d , strategy ζ

Main Procedure:

for $k = 0, 1, \dots$, **do**

 Choose $\tau_k \subset [n]$ using ζ such that $|\tau_k| = d$.

 Set $x_{k+1} = x_k + P_{\tau_k}^t (P_{\tau_k} P_{\tau_k}^t)^{-1} (q_{\tau_k} - P_{\tau_k} x_k)$.

end for

The next result shows that BK schemes are special instances of the DLDR framework as desired.

LEMMA 1. *The BK framework of Algorithm 2 is the DLDR framework for $g(x) = \|x - x_{\text{opt}}\|_2^2$ with $M_k = P_{\tau_k}^t$.*

Proof. For the convex function $g(x) = \|x - x_{\text{opt}}\|_2^2$, observe from Algorithm 1 that the update rule of DLDR is given by

$$x_{k+1} = x_k + M_k (M_k^t M_k)^{-1} M_k^t (x_{\text{opt}} - x_k). \quad (9)$$

Substituting $M_k = P_{\tau_k}^t$, the desired result follows. \square

The interpretation of the BK framework from the point of view of the DLDR framework is as follows. In iteration k , firstly d distinct rows of the matrix P are chosen. The subspace spanned by these rows is then translated to x_k to obtain the affine space \mathcal{A}_k . The new estimate x_{k+1} is the

point in \mathcal{A}_k that is closest to x_{opt} under $\|\cdot\|_2$. Because of Lemma 1 and (8), we have Corollary 1. This tells us that the new estimate can never be worse than the current estimate. Now since rows of P span \mathbb{R}^n , it is easy to see that if ζ is chosen appropriately enough then one can ensure that $x_k \rightarrow x_{\text{opt}}$ as $k \rightarrow \infty$ and hence solve the UQP of (1).

COROLLARY 1. *Let $\{x_k\}$ be the estimates generated by the BK framework of Algorithm 2. Then, for each and every strategy ζ , $\|x_k - x_{\text{opt}}\|_2$ is non-increasing function of k .*

We now wish to demonstrate using Lemma 2 that the traditional BK scheme given in Algorithm 2 is the only possibility under the DLDR framework for $g(x) = \|x - x_{\text{opt}}\|_2^2$. More specifically, the columns of M_k have to necessarily come from the rows of P . But this is straightforward from (9) as the vector $M_k^t x_{\text{opt}}$ is unknown if the matrix M_k is arbitrary. It is only for the special case of $M_k = P_\tau^t$, where $\tau \subset [n]$, that $M_k^t x_{\text{opt}}$ can be replaced with q_τ .

LEMMA 2. *For $g(x) = \|x - x_{\text{opt}}\|_2^2$, the DLDR framework is implementable only when each M_k is generated using the rows of P .*

Conditions under which Algorithm 2 can be made HDA are discussed next. There are two things to address in each iteration: one is choosing the subset τ_k using strategy ζ and the second is implementing the update rule, i.e., going from x_k to x_{k+1} . For the update rule, observe that one only requires d rows of P and the corresponding d entries of q . The space required, thus, is $O(nd)$. Also, the running time of the update rule is $O(nd^2)$. By working with a $d < \sqrt{n}$, the running time consequently becomes subquadratic. These are clearly as desired in features \mathcal{F}_1 and \mathcal{F}_2 . It is thus only appropriate that the subset selection step itself has a running time of $O(nd^2)$ and space requirement of $O(nd)$ in each iteration. We will assume this requirement henceforth. Now to enforce feature \mathcal{F}_3 , a natural idea is the following. First partition P into n/d row submatrices (W.l.o.g, we will assume henceforth that d divides n) with each submatrix made of exactly d rows. Store the individual submatrices in separate locations and in each iteration use precisely one of them. An alternative approach could be to store all $\binom{n}{d}$ groupings of the rows of P and in each iteration work with one of them. Although theoretically sound, such an approach will lead to a nontrivial increase in secondary storage space demands and hence is to be avoided. The details of a HDA BK scheme using a prefixed row partition of P is given in Algorithm 3. For convenience, we identify henceforth a row partitioning of P using a partition of its row index set $[n]$. That is, a partition $\Pi \equiv (\pi_1, \dots, \pi_{n/d})$ of $[n]$ will mean that P has been partitioned into n/d row submatrices where the first submatrix is made up of rows with indices in π_1 and so on. In this spirit, let \wp_d denote all possible partitions of $[n]$ into n/d subsets each of size d .

In Algorithm 3, observe that we have explicitly mentioned a step that deals with reading P_{τ_k} and q_{τ_k} from secondary storage. This is necessary as it is not a one time effort unlike in lower

Algorithm 3 Block Kaczmarz Method (HDA)

Input: initial guess $x_0 \in \mathbb{R}^n$, dimension $d < \sqrt{n}$, partition $\Pi \equiv \{\pi_1, \dots, \pi_{n/d}\} \in \wp_d$, strategy ζ

Preprocessing:

Store P_{π_i} and q_{π_i} contiguously $\forall i$ across secondary storage devices.

Main Procedure:

for $k = 0, 1, \dots$, **do**

 Choose $\tau_k \in \Pi$ using ζ .

 Read P_{τ_k} and q_{τ_k} from secondary storage.

 Set $x_{k+1} = x_k + P_{\tau_k}^t (P_{\tau_k} P_{\tau_k}^t)^{-1} (q_{\tau_k} - P_{\tau_k} x_k)$.

end for

dimensional problems. More specifically, to best utilize the limited main memory space available in FPFM setup, one may have to often discard entries of P and q that are unnecessary with regards to the current iteration. Since P_{τ_k} and q_{τ_k} is made up of $O(nd)$ entries, note that the per iteration running time of Algorithm 3 still remains $O(nd^2)$. As we mentioned before, d must be necessarily chosen smaller than \sqrt{n} so as to ensure the per iteration running time is subquadratic. But depending on the size of the available main memory and the estimated total running time, which will be a function of d and the chosen subset selection strategy ζ , the choice of d may have to be reduced further. We do not pursue this here. This completes our intended discussion on BK methods. We now turn our attention to BCD methods and their relation to DLDR.

2.3. Block Coordinate Descent Method

For $\tau \subset [n]$, let U_τ denote the row submatrix of the identity matrix \mathbb{I}_n indexed by τ . We will use $P_{\tau\tau}$ to denote the $d \times d$ dimensional matrix obtained by deleting all rows and columns from P whose indices do not lie in τ . The traditional BCD framework in generic form is given in Algorithm 4 while its relation to the DLDR framework is given in Lemma 3.

Algorithm 4 Block Coordinate Descent Framework

Input: initial guess $x_0 \in \mathbb{R}^n$, dimension d , strategy ζ

Main Procedure:

for $k = 0, 1, \dots$, **do**

 Choose $\tau_k \subset [n]$ using ζ such that $|\tau_k| = d$.

 Set $x_{k+1} = x_k + U_{\tau_k}^t (P_{\tau_k \tau_k})^{-1} (q_{\tau_k} - P_{\tau_k} x_k)$.

end for

LEMMA 3. *The BCD framework of Algorithm 4 is the DLDR framework for $g(x) = \|x - x_{\text{opt}}\|_P^2$ with $M_k = U_{\tau_k}^t$.*

Proof. The update rule of the DLDR framework for the convex function $g(x) = \|x - x_{\text{opt}}\|_P^2$ is given by

$$x_{k+1} = x_k + M_k(M_k^t P M_k)^{-1} M_k^t P(x_{\text{opt}} - x_k). \quad (10)$$

Substituting $M_k = U_{\tau_k}^t$, we get the desired result. \square

In the language of the DLDR framework, the BCD schemes work as follows. In iteration k , d distinct standard basis vectors or equivalently rows of the identity matrix are chosen first. The affine space \mathcal{A}_k is obtained by translating the subspace spanned by these basis vectors to x_k . The estimate x_{k+1} is the point in \mathcal{A}_k that is closest to x_{opt} in $\|\cdot\|_P$. Equivalent to Corollary 1, we have Corollary 2 concerning the descent of the BCD iterates. This can be proved using Lemma 3 and (8). Hence, it follows that by choosing ζ appropriately one can ensure that $x_k \rightarrow x_{\text{opt}}$ as $k \rightarrow \infty$ thereby solving the UQP of (1).

COROLLARY 2. *Let $\{x_k\}$ be the estimates generated by the BCD framework of Algorithm 4. Then, for each and every strategy ζ , $\|x_k - x_{\text{opt}}\|_P$ is a non-increasing function of k .*

We now discuss some interesting features of the BCD framework. Because $M_k = U_{\tau_k}^t$ and $|\tau_k| = d$, it is immediate to see that x_{k+1} differs from x_k in precisely d coordinates. In fact, the indices of these coordinates are the precisely the entries in τ_k . In contrast, note that consecutive iterates of the BK scheme of Algorithm 2, 3 generically differ in all coordinates. We will make use of these facts in Section 3 firstly to build our proposed greedy BCD approach and then to show that the equivalent greedy BK scheme is not HDA. Next, observe from (1) and (5) that

$$f(x) - f(x_{\text{opt}}) = \|x_k - x_{\text{opt}}\|_P^2. \quad (11)$$

Hence, Corollary 2 equivalently implies that the non-negative sequence $\{f(x_k) - f(x_{\text{opt}})\}_{k \geq 0}$ is non-increasing whatever be the strategy ζ . We, however, wish to emphasize here that $\|x_k - x_{\text{opt}}\|_2$ need not be a non-increasing function of k for the BCD estimates.

Using (4), observe that (10) can be rewritten as

$$x_{k+1} = x_k + M_k(M_k^t P M_k)^{-1} (M_k^t q - M_k^t P x_k). \quad (12)$$

Because of this, we have the following result which is in complete contrast to Lemma 2.

LEMMA 4. *The DLDR framework of Algorithm 1 for $g(x) = \|x - x_{\text{opt}}\|_P^2$ is implementable for every choice of M_k that has full column rank.*

Algorithm 5 Block Coordinate Descent Method (HDA)

Input: initial guess $x_0 \in \mathbb{R}^n$, dimension $d < n^{2/3}$, partition $\Pi \equiv \{\pi_1, \dots, \pi_{n/d}\} \in \wp_d$, strategy ζ

Preprocessing:

Store P_{π_i} and q_{π_i} contiguously $\forall i$ across secondary storage devices.

Main Procedure:

for $k = 0, 1, \dots$, **do**

 Choose $\tau_k \in \Pi$ using ζ .

 Read P_{τ_k} and q_{τ_k} from secondary storage.

 Set $x_{k+1} = x_k + U_{\tau_k}^t (P_{\tau_k \tau_k})^{-1} (q_{\tau_k} - P_{\tau_k} x_k)$.

end for

Lemma 4, at present, seems to indicate that the DLDR framework for $g(x) = \|x - x_{\text{opt}}\|_P^2$ has a rich class of affine spaces to work with and perhaps this provides a possibility to build novel HDA methods. Unfortunately, this is not the case. Observe from (12) that even if one column of M_k is dense then the time required to compute $M_k^t P$, and hence the per iteration running time, will be $O(n^2)$. In fact, majority of the rows of M_k must be all zero vectors. Otherwise we will need to store a lot of entries of P in the main memory. Hence it follows that BCD with prefixed row partitioning of P is the only possibility when the DLDR framework for $g(x) = \|x - x_{\text{opt}}\|_P$ will be HDA. The details of a simple HDA BCD method with a prefixed partition of P is given in Algorithm 5.

In Algorithm 5, observe that the update rule has a running time of $O(nd) + O(d^3)$ while the space required is $O(nd)$. It is thus only appropriate that the chosen subset selection step itself has equivalent bounds. If this restriction is assumed, it is easy to see that the per iteration running time of this algorithm is subquadratic as $d < n^{2/3}$. Based on available size of the main memory and estimated total running time, we may have to restrict d further. We will elaborate on this for the specific case of the proposed BCD scheme in Section 4.

3. A Novel Greedy Block Coordinate Descent Method

Let $\Pi \equiv \{\pi_1, \dots, \pi_{n/d}\} \in \wp_d$ be as in Algorithm 5. For $\pi \in \Pi$ and $x \in \mathbb{R}^n$, let

$$\nabla_{\pi} f(x) := P_{\pi} x - q_{\pi} \quad (13)$$

denote the partial gradient vector and let

$$\beta_{\pi}(x) := \nabla_{\pi} f(x)^t P_{\pi\pi}^{-1} \nabla_{\pi} f(x). \quad (14)$$

Our focus here is to study the adaptive greedy BCD scheme highlighted in Subsection 1.4 for the given row partition Π of P . We begin with a straightforward result.

LEMMA 5. *For the iterates of the BCD scheme in Algorithm 5,*

$$\|x_{k+1} - x_{\text{opt}}\|_P^2 = \|x_k - x_{\text{opt}}\|_P^2 - \beta_{\tau_k}(x_k). \quad (15)$$

This result states that if $\tau_k = \pi$ for some $\pi \in \Pi$, then the new estimate would have come closer to x_{opt} in $\|\cdot\|_P$ by a value $\beta_\pi(x_k)$ in comparison to the old estimate. Hence the greedy strategy, denoted henceforth as ζ_g , can be defined in mathematical terms as follows. In each iteration, pick the best subset in partition Π independent of all previous decisions, i.e., $\forall k \geq 0$, let

$$\tau_k := \underset{\pi \in \Pi}{\operatorname{argmin}} (\|x_k - x_{\text{opt}}\|_P^2 - \beta_\pi(x_k)) \quad (16)$$

$$= \underset{\pi \in \Pi}{\operatorname{argmax}} \beta_\pi(x_k). \quad (17)$$

We now show that Algorithm 5 with strategy ζ_g , surprisingly, remains HDA. That is, as mentioned with regards to Algorithm 5, implementing this strategy in each iteration has a running time requirement of $O(nd) + O(d^3)$ and a main memory space requirement of $O(nd)$. Observe that τ_k , as defined in (17), depends on $\beta_\pi(x_k)$ and hence on $\nabla_\pi f(x_k)$ and $P_{\pi\pi}^{-1}$ for each $\pi \in \Pi$. This is a cause for concern since all partial gradient vectors at x_k can be known if and only if the entire gradient vector $\nabla f(x_k)$ is known. But the fact that the consecutive solution estimates of a BCD method differ in precisely d coordinates simplifies matters to a large extent.

LEMMA 6. *For the iterates of the BCD scheme in Algorithm 5,*

$$\nabla f(x_{k+1}) = \nabla f(x_k) + P_{\tau_k}^t (P_{\tau_k \tau_k})^{-1} (q_{\tau_k} - P_{\tau_k} x_k).$$

Proof. This follows easily from (2), the update rule in Algorithm 5 and the fact that P is symmetric. \square

This result tells that, once we know $\nabla f(x_0)$, computing the gradient at the new estimate in each iteration requires only $O(nd)$ time. But computing the initial gradient, i.e., $\nabla f(x_0)$, is only a one time operation requiring $O(n^2)$ time. This need not be included in time complexity computation as it gets amortized over iterates. Also, note that computing $\nabla f(x_{k+1})$ from $\nabla f(x_k)$ requires the same d rows of P and the corresponding d entries of q that are required in the update step. From these observations, it is easy to see that Algorithm 5 with strategy ζ_g is HDA.

Building on this neat fact, we now discuss some simple modifications of Algorithm 5. Observe that because we are working with a prefixed row partition Π of P , $P_{\tau_k \tau_k}^{-1}$ can only equal one of the n/d matrices $P_{\pi_1 \pi_1}^{-1}, \dots, P_{\pi_{n/d} \pi_{n/d}}^{-1}$. This suggests that one can precompute these. Since reading into main memory and computing inverse of a $d \times d$ matrix is a $O(d^3)$ operation, the running time to precompute the above n/d matrix inverses is $O(nd^2)$. By choosing d smaller than \sqrt{n} , one can make the running time of this precomputation step itself subquadratic. Further, this is a one time effort

and need not be included in time complexity computations as it gets amortized over iterates. The advantage of this precomputation step is that the per iteration running time of Algorithm 5 with strategy ζ_g is now only $O(nd)$ and hence trivially subquadratic. In fact, one can retain $P_{\pi\pi}^{-1}$ for each $\pi \in \Pi$ in the main memory throughout the execution time and yet ensure that the main memory space required is only (nd) . This follows since the space required to store a $d \times d$ matrix is only $O(d^2)$ and we need to store only n/d such matrices. Keeping this discussion in mind, we propose our version of the greedy BCD in Algorithm 6. The performance of this algorithm is analyzed in Section 4.

Algorithm 6 Greedy BCD (HDA)

Input: initial guess $x_0 \in \mathbb{R}^n$, dimension $d < \sqrt{n}$, partition $\Pi \equiv \{\pi_1, \dots, \pi_{n/d}\} \in \wp_d$

Preprocessing:

Store P_{π_i} and q_{π_i} contiguously $\forall i$ across secondary storage devices.

Find $\nabla f(x_0)$ and $P_{\pi_1\pi_1}^{-1}, \dots, P_{\pi_{n/d}\pi_{n/d}}^{-1}$.

Main Procedure:

for $k = 0, 1, \dots$, **do**

Find $\beta_\pi(x_k)$ for each $\pi \in \Pi$.

Set $\tau_k = \operatorname{argmax}_{\pi \in \Pi} \beta_\pi(x_k)$.

Read P_{τ_k} and q_{τ_k} from secondary storage.

Set $\alpha_k = (P_{\tau_k\tau_k})^{-1}(q_{\tau_k} - P_{\tau_k}x_k)$.

Set $x_{k+1} = x_k + U_{\tau_k}^t \alpha_k$.

Set $\nabla f(x_{k+1}) = \nabla f(x_k) + P_{\tau_k}^t \alpha_k$.

end for

We end this section with a brief discussion on why an equivalent greedy strategy for BK scheme of Algorithm 3 is not HDA. For the iterates of this algorithm, observe that if $\tau_k = \pi \in \Pi$, then

$$\|x_{k+1} - x_{\text{opt}}\|_2^2 = \|x_k - x_{\text{opt}}\|_2^2 - (q_\pi - P_\pi x_k)^t (P_\pi P_\pi^t)^{-1} (q_\pi - P_\pi x_k). \quad (18)$$

Hence, mathematically, the equivalent greedy strategy has to be the following. For each $k \geq 0$,

$$\tau_k := \operatorname{argmin}_{\pi \in \Pi} [\|x_k - x_{\text{opt}}\|_2^2 - (q_\pi - P_\pi x_k)^t (P_\pi P_\pi^t)^{-1} (q_\pi - P_\pi x_k)] \quad (19)$$

$$= \operatorname{argmax}_{\pi \in \Pi} (q_\pi - P_\pi x_k)^t (P_\pi P_\pi^t)^{-1} (q_\pi - P_\pi x_k). \quad (20)$$

From this, it follows that to compute τ_k as defined above one again needs to know $\nabla f(x_k)$ at each iterate x_k . However, consecutive iterates of a BK method, generically, differ in all the n coordinates. This implies that, unlike in Lemma 6, computing $\nabla f(x_k)$ in a BK scheme is an $O(n^2)$ operation

for every single k . This violates the requirements of feature \mathcal{F}_2 which demonstrates that the greedy BK scheme is not HDA as desired.

4. Performance Analysis

The fact that Algorithm 6 is HDA necessarily means that it has the features $\mathcal{F}_1, \mathcal{F}_2$ and \mathcal{F}_3 . This section analyzes the performance of this algorithm in relation to the feature \mathcal{F}_4 .

Our first aim here is to come up with a convergence rate estimate of Algorithm 6. More specifically, if for the chosen partition Π

$$\mathcal{C}_k(\Pi) := \frac{\|x_{k+1} - x_{\text{opt}}\|_P^2}{\|x_k - x_{\text{opt}}\|_P^2} \quad (21)$$

and

$$\mathcal{C}(\Pi) := \max_{k \geq 0} \mathcal{C}_k, \quad (22)$$

then the aim is to obtain an upper bound for $\mathcal{C}(\Pi)$.

With U_{π_i} is as defined in Section 2.3, let $U_\Pi \equiv \left[U_{\pi_1}^t \cdots U_{\pi_{n/d}}^t \right]^t$ denote a row permutation of the identity matrix \mathbb{I}_n . Let $P_\Pi := U_\Pi P U_\Pi^t$ denote the rearrangement of P dictated by Π and let

$$B_\Pi := \begin{bmatrix} P_{\pi_1 \pi_1} & 0 & \cdots & 0 \\ 0 & P_{\pi_2 \pi_2} & & 0 \\ \vdots & \vdots & \ddots & \vdots \\ 0 & 0 & \cdots & P_{\pi_{n/d} \pi_{n/d}} \end{bmatrix} \quad (23)$$

denote a block diagonal matrix made up of the $d \times d$ block diagonal entries of P_Π . Note that $P_\Pi \in \mathbb{S}_{++}^n$ as well as $B_\Pi \in \mathbb{S}_{++}^n$. Let $\lambda_{\max}(\cdot)$ and $\lambda_{\min}(\cdot)$ denote respectively the maximum and minimum eigenvalue functions. We obtain the desired convergence rate in Lemma 9 after deriving two supplementary results.

LEMMA 7. *Eigenvalues of $P_\Pi B_\Pi^{-1}$ are all real and $\lambda_{\min}(P_\Pi B_\Pi^{-1}) > 0$.*

Proof. Observe that $P_\Pi B_\Pi^{-1}$ and $B_\Pi^{-1/2} P_\Pi B_\Pi^{-1/2}$ have the same set of eigenvalues. The desired result now follows since $B_\Pi^{-1/2} P_\Pi B_\Pi^{-1/2} \in \mathbb{S}_{++}^n$. \square

LEMMA 8. *For $y \in \mathbb{R}^n$, let $\psi(y) := y^t B_\Pi^{-1} y / y^t P_\Pi^{-1} y$. Then*

$$\psi(y) \geq \lambda_{\min}(P_\Pi B_\Pi^{-1}).$$

Proof. Observe that

$$\psi'(y) = \frac{(y^t P_\Pi^{-1} y) B_\Pi^{-1} y - (y^t B_\Pi^{-1} y) P_\Pi^{-1} y}{(y^t P_\Pi^{-1} y)^2}.$$

Setting $\psi'(y) = 0$, it follows that the extrema of the function ψ occurs at precisely those y at which

$$P_\Pi B_\Pi^{-1} y = \psi(y) y,$$

i.e, y is the eigenvector of $P_\Pi B_\Pi^{-1}$. Furthermore, the extremum values are the eigenvalues of $P_\Pi B_\Pi^{-1}$.

The desired result thus follows. \square

LEMMA 9. $\mathcal{C}(\Pi) \leq 1 - \frac{d}{n} \lambda_{\min}(P_{\Pi} B_{\Pi}^{-1})$.

Proof. Let k be an arbitrary but fixed iteration index. By definition of τ_k in (17), we have

$$\beta_{\tau_k}(x_k) \geq \frac{d}{n} \sum_{\pi \in \Pi} \beta_{\pi}(x_k).$$

Hence from (15), we have

$$\mathcal{C}_k(\Pi) \leq 1 - \frac{d \sum_{\pi \in \Pi} \beta_{\pi}(x_k)}{n \|x_k - x_{\text{opt}}\|_P^2}.$$

Since $U_{\Pi}^t U_{\Pi} = U_{\Pi} U_{\Pi}^t = \mathbb{I}_n$, observe that if

$$y_k := U_{\Pi} P(x_k - x_{\text{opt}}),$$

then $\|x_k - x_{\text{opt}}\|_P^2 = y_k^t P_{\Pi}^{-1} y_k$. Further, $\sum_{\pi \in \Pi} \beta_{\pi}(x_k) = y_k^t B_{\Pi}^{-1} y_k$. Putting all this together, we get

$$\mathcal{C}_k(\Pi) \leq 1 - \frac{d y_k^t B_{\Pi}^{-1} y_k}{n y_k^t P_{\Pi}^{-1} y_k}.$$

The desired result now follows from Lemma 8. \square

From Lemmas 7 and 9, we have the following result.

COROLLARY 3. $\mathcal{C}(\Pi) < 1$.

As a consequence of these results, it follows that for the iterates $\{x_k\}$ of Algorithm 6 we have $x_k \rightarrow x_{\text{opt}}$ as $k \rightarrow \infty$ with a convergence rate bounded above by $1 - \frac{d}{n} \lambda_{\min}(P_{\Pi} B_{\Pi}^{-1})$. Now fix $\epsilon > 0$. For the given initial approximation x_0 of x_{opt} in Algorithm 6, we will say that the k -th estimate x_k is ϵ -close to x_{opt} if

$$\mathcal{E}_k := \frac{\|x_k - x_{\text{opt}}\|_P}{\|x_0 - x_{\text{opt}}\|_P} < \epsilon. \quad (24)$$

Our goal now is to estimate an upper bound on the total running time (number of iterations \times running time per iteration) to obtain an ϵ -close solution starting from x_0 . Clearly, $\mathcal{E}_k \leq \mathcal{C}(\Pi)^{k/2}$. From this, it is easy to see that if $k \geq 2 \log(\epsilon) / \log(\mathcal{C}(\Pi))$, then x_k is certainly an ϵ -close solution. Hence, by using Lemma 9 and the fact that the per iteration running time is $O(nd)$ (since $d < \sqrt{n}$), it follows that the total running time is $O(n^2 \log(1/\epsilon) / \lambda_{\min}(P_{\Pi} B_{\Pi}^{-1}))$. Since, for any $\Pi \in \wp_d$, $1/\lambda_{\min}(P_{\Pi} B_{\Pi}^{-1}) \leq \kappa(P)$, where $\kappa(P) := \lambda_{\max}(P)/\lambda_{\min}(P)$ is the condition number of P , it is easy to see that bound on the total running time of Algorithm 6 is always better than that of the steepest descent method. Recall that the total running time of the steepest descent method to find an ϵ -close solution is $O(n^2 \kappa(P) \log(1/\epsilon))$. This is clearly as desired in feature \mathcal{F}_4 . For a fixed d , it however remains an open question whether, by choosing an appropriate partition Π , Algorithm 6 can be made to have the smallest possible running time in comparison to the classical iterative methods. We discuss briefly on this in the next Section. However, observe that if, for the chosen partition

$\Pi \in \wp_d$, P_Π is itself block diagonal, i.e., $P_\Pi = B_\Pi$, then the total running time is $O(n^2 \log(1/\epsilon))$; a quantity independent of the eigenvalues of P_Π .

We end this section by making a brief summary of the factors that influence the choice of d for Algorithm 6. The running time to compute the inverses $\{P_{\pi\pi}^{-1} : \pi \in \Pi\}$ in the preprocessing phase, the per iteration running time in the main procedure and the size of the main memory are three factors that we have already spoken about. Here we talk about the dependence of d on the total running time to find an ϵ -close solution. In order notation, observe from the discussion above that this quantity is independent of the choice of $d < \sqrt{n}$. However, when n is fixed, d will non-trivially influence the running time through the hidden constants in the order notation and hence will have to be carefully chosen. This is, however, beyond the scope of this paper and is not pursued further.

5. Good Partitioning Strategies

Fix d as desired in Algorithm 6. Our goal here is to understand how to choose a good partition $\Pi \in \wp_d$ so as to improve the convergence rate and hence the total running time of Algorithm 6.

Based on Lemma 9, one way to improve convergence is to choose the partition Π^* given by

$$\Pi^* = \operatorname{argmin}_{\Pi \in \wp_d} \left[1 - \frac{d}{n} \lambda_{\min}(P_\Pi B_\Pi^{-1}) \right] \quad (25)$$

$$= \operatorname{argmax}_{\Pi \in \wp_d} \lambda_{\min}(P_\Pi B_\Pi^{-1}). \quad (26)$$

Three important questions to consider here are:

1. Is there a HDA algorithm to find (at least approximately) Π^* ?
2. Is the total running time of finding Π^* small enough relative to solving the UQP using Algorithm 6 taking an arbitrary partition Π ?
3. Is Π^* close to $\operatorname{argmax}_{\Pi \in \wp_d} C(\Pi)$?

Note that if the answer to even one of the above questions is negative, then one should not attempt to find Π^* . The answers to the above questions, however, seem hard and we leave it open ended. What we do next, instead, is to come with a heuristic way to find a partition that gives better convergence. This is explained in the next two results. Note that, for a matrix $A \in \mathbb{R}^{n \times n}$, we use $\|A\|_2$ to denote its spectral norm.

LEMMA 10. $\lambda_{\min}(P_\Pi B_\Pi^{-1}) \geq 1 - \|P_\Pi - B_\Pi\|_2 / \lambda_{\min}(B_\Pi)$.

Proof. Observe that

$$\begin{aligned} \|\mathbb{I}_n - P_\Pi B_\Pi^{-1}\|_2 &= \|(B_\Pi - P_\Pi) B_\Pi^{-1}\|_2 \\ &\leq \frac{\|B_\Pi - P_\Pi\|_2}{\lambda_{\min}(B_\Pi)}. \end{aligned}$$

This implies that for each eigenvalue λ of $P_\Pi B_\Pi^{-1}$

$$|1 - \lambda| \leq \frac{\|B_\Pi - P_\Pi\|_2}{\lambda_{\min}(B_\Pi)}.$$

The desired result now follows. \square

Using Lemmas 9 and 10, we get the following result.

COROLLARY 4. *If $\|P_\Pi - B_\Pi\|_2 / \lambda_{\min}(B_\Pi) < \epsilon$, then*

$$C(\Pi) < 1 - \frac{d}{n}(1 - \epsilon).$$

For given d , loosely speaking, this result states that if there exists a partition Π such that P_Π and B_Π are close, then one should use this partition. That is, choosing a block diagonally dominant partition in the above sense helps accelerate convergence. The utility of this observation will be demonstrated in simulation experiment 3 of Section 7.

6. Parallel / Distributed Implementation

By a parallel computing system, we imply a system which has multiple processors that share a common main memory and a set of secondary storage devices. Distributed systems, on the other hand, will mean a group of networked computers each equipped with one single processor, main memory and secondary storage device of its own. Our objective here is discuss briefly the necessary changes to be made in Algorithm 6 to take advantage of the additional resources available in these two setups. Let d be as in Algorithm 6. For pedagogy considerations, throughout this section, we will assume that $x_0 = 0$. The advantage of this is that, without any additional computation, we immediately know that $\nabla f(x_0) = -q$.

6.1. Parallel Implementation

Let $1 < N_p \leq d$ be the number of available parallel processors. Observe that the preprocessing phase involves computing the inverse of n/d matrices each of dimension $d \times d$. The first modification we then suggest is to divide these set of matrices into N_p groups of roughly equal sizes, which can be done since $N_p < n/d$, and feed one group as input to each processor. Then compute the inverse of N_p $d \times d$ matrices in parallel. Clearly, the time required to compute all the inverses will reduce from $O(nd^2)$ to $O(nd^2/N_p)$.

Next observe that each iteration of the main procedure involves three phases: first is computing τ_k , second is reading P_{τ_k} and q_{τ_k} from secondary storage into main memory, and third is determining x_{k+1} from x_k . Based on these, we suggest two modifications. Since the inverse of $P_{\pi\pi}$, $\forall \pi \in \Pi$, is already known, observe that the first and the third phase only involves matrix vector

multiplications. Carry out these operations by dividing the rows of the concerned matrix across the processors while giving the vector involved to every processor. For phase two, read the entries of P_{τ_k} and q_{τ_k} from secondary storage and main memory through N_p streams in parallel; an idea in contrast to traditional parallelization ideas which only involves parallel processing. With these modifications, the run time per iteration will reduce from $O(nd)$ to $O(nd/N_p)$. Consequently, the total running time will reduce to $O(n^2 \log(1/\epsilon)/(N_p \lambda_{\min}(P_{\Pi} B_{\Pi}^{-1})))$.

6.2. Distributed Implementation

In the distributed model, let us suppose that there are N_p independent computer nodes connected with each other. In this setup, the modification to Algorithm 6 we suggest is the following. First divide the n/d subsets of the partition Π into N_p groups and associate each group to one of the nodes. We will assume, for ease of explanation, that N_p divides n/d and each of these groups is made of precisely $n/(d N_p)$ subsets of Π . Let $\pi_{i,1}, \dots, \pi_{i,n/(d N_p)}$ denote the group of subsets associated with node i . Now store the row submatrices $P_{\pi_{i,1}}, \dots, P_{\pi_{i,n/(d N_p)}}$ of P and corresponding entries of q in the secondary storage devices attached to node i . Each node will thus require $O(n^2/N_p)$ secondary storage space. Store the matrices $\{P_{\pi\pi}^{-1} : \pi \in \Pi\}$, however, at every node's secondary storage device. In fact, these can be retained in the main memory associated with each node throughout the running time of the algorithm. Recall that these matrices only need $O(nd)$ space, which, since $n/N_p > d$, is insignificant in comparison to $O(n^2/N_p)$. These modifications concern the preprocessing phase.

The main procedure is to be implemented as follows. Input x_0 and $\nabla f(x_0)$ to an arbitrary node and compute τ_0 . Now inductively, for $k \geq 0$, do the following.

1. Transfer x_k and $\nabla f(x_k)$ to the node which holds P_{τ_k} and q_{τ_k} .
2. At this node, compute x_{k+1} and $\nabla f(x_{k+1})$ and also determine τ_{k+1} .

We emphasize here that the above implementation is serial. That is, at any given time, precisely one node is active while the rest of the nodes play no role. This may lead to the belief that this model has very poor resource utilization. As we show in the two scenarios below, this need not be the case always. In fact, the above given distributed implementation scheme may be very advantageous. The first scenario is when the cost of the delay incurred in transmitting P_{τ_k} and q_{τ_k} from the secondary storage device to main memory far outweighs the cost of having N_p independent computing devices (which we call here as nodes). This may happen, for example, if the secondary storage devices are spread out in different geographic locations and we have a centrally located processor. The second scenario is when multiple UQPs defined using the same P matrix but different q vectors need to be solved simultaneously. Here, by using a delayed start if necessary, one may be able to achieve efficient utilization of all the nodes.

7. Simulation Results

In this section, we give details of the results obtained from three simulation experiments done using Matlab. Through this, we demonstrate the utility of the proposed greedy BCD method of Algorithm 6 in comparison to existing approaches. Specifically, the first experiment gives an example of settings where the proposed greedy BCD method is a better choice than the randomized block coordinate descent of Nesterov (2012), the steepest descent and, in fact, even the conjugate gradient method. The motivation for the example comes from the discussions of Section 5. This experiment also gives a realistic understanding of the difficulties associated with high dimensional UQPs and its solution methods. The second experiment highlights the limitations of the static subset selection strategies of approaches such as the randomized coordinate descent of Leventhal and Lewis (2010) and randomized Kaczmarz from Strohmer and Vershynin (2009). Specifically, it talks of a scenario where convergence of these randomized algorithms is good only with respect to error in $\|\cdot\|_P$ norm (and hence function values) but not in $\|\cdot\|_2$ norm. Intuitive reasons for why the proposed greedy BCD approach will not have such behaviour is also given here. The third experiment exhibits that using a block diagonally dominant partition, as was defined in Section 5, is better than using an arbitrary partition. Note that, in the second and third experiment, our focus is more on getting the idea across than on implementation issues of high dimensional UQPs. Hence, we work with only moderately sized input matrices there. The technical specifications of the machine on which the experiments were carried out are as follows. The machine had 3 GB RAM, 60 GB secondary storage space and an Intel i3 processor with 2.6 GHz clock cycle.

7.1. Experiment 1

Here, we chose $n = 2^{15} = 32768$ and $m = 2^7 = 128$. We first generated the matrix $V \in \mathbb{R}^{n \times n}$. If its block partition representation is given by $V \equiv (V_{ij})$, where $V_{ij} \in \mathbb{R}^{m \times m}$, then V was generated using the rule:

$$V_{ij} = \begin{cases} 10 \mathcal{N}(0, \mathbb{I}_m) & \text{if } i = j \\ 0.1 \mathcal{N}(0, \mathbb{I}_m) & \text{otherwise} \end{cases},$$

where $\mathcal{N}(0, \mathbb{I}_m)$ represents the m dimensional IID standard Gaussian random vector. This rule ensured that the $m \times m$ block diagonal submatrices of V had numerically larger mass relative to the off block diagonal submatrices. Note that each of the 256^2 submatrices $\{V_{ij}\}$ were stored separately in an individual file on the secondary hard disk. To generate the V matrix, we required approximately 11 minutes. Using the relation $P = V^t V$, we then generated the P matrix. This ensured that $P \in \mathbb{S}_{++}^n$ and its $m \times m$ block diagonal matrices were numerically larger in mass in comparison to the off block diagonal matrices. In other words, this P matrix, loosely speaking, was block diagonally dominant in the sense described in Section 5. The size of the matrix P turned

out to be 8 GigaBytes. We used a canonical row partition of P and stored each row submatrix of dimension $m \times n$ in a separate file on the secondary storage device. By a canonical row partition $\Pi \equiv (\pi_1, \dots, \pi_{n/m})$, we imply that $\pi_1 = \{1, \dots, m\}$, $\pi_2 = \{m+1, \dots, 2m\}$ and so on. This entire procedure to generate the P matrix took approximately 4 hours and resulted in 256 files each of size 32 MB. We also computed the inverses $P_{\pi\pi}^{-1}$ for each $\pi \in \Pi$ and stored these separately in another 32 MB file. This step took roughly 3 and half minutes. An arbitrary optimal point x_{opt} was chosen and the vector q was computed using the relation $q = Px_{\text{opt}}$. The prior knowledge of x_{opt} was necessary in order to measure the progress of the algorithms.

We solved an UQP with P and q as given in the above setup using four methods: the conjugate gradient, steepest descent, Nesterov's randomized BCD and the proposed greedy BCD of Algorithm 6. To implement Algorithm 6, the input parameter d was set to m and Π was set to the canonical partition. The randomized BCD method was implemented exactly as Algorithm 6 except for the subset selection strategy. Specifically, the subsets of the partition were randomly chosen using a distribution proportional to the maximum eigenvalues of the $d \times d$ matrices $P_{\pi_1\pi_1}, \dots, P_{\pi_{n/d}\pi_{n/d}}$. For the conjugate gradient and steepest descent methods, recall that each iteration requires computation of the gradient. We did each such computation in 256 stages where the i -th stage dealt with reading the row submatrix P_{π_i} and computing the partial gradient (see (13)) associated with it. The initial estimate for all these methods was the origin. The error under $\|\cdot\|_P$ norm (scaled to start at 1) versus time plot for the four methods is given in Figure 1 with CG, SD, RBCD and GBCD identifying the individual methods. Note that the output of the randomized BCD method was averaged over 25 runs. As one can see, the proposed greedy BCD method converges faster than the other methods. This demonstrates the intended superiority of the proposed approach in settings where the input matrix is block diagonally dominant.

The plot in Figure 1 also highlights the crucial feature of low running times per iteration for BCD approaches over traditional methods. We have placed the marker \square and \circ on the progress trajectories of conjugate gradient and steepest descent precisely at times where we obtained their respective estimates. As one can see, each iteration of the conjugate gradient and steepest descent method, on an average, took roughly 3 minutes 45 seconds. Each iteration of both the BCD methods, in sharp contrast, took only 0.8 seconds. In other words, during the 30 minute period that all these algorithms were run, the steepest descent and conjugate gradient methods gave 9 estimates while the BCD methods resulted in over 2000 estimates.

7.2. Experiment 2

For this experiment, we chose $n = 1024$. We first generated an arbitrary matrix $V \in \mathbb{R}^{n \times n}$ using the rule $V = \mathcal{N}(0, \mathbb{I}_n)$ and then constructed the matrix \tilde{P} using the relation $\tilde{P} = V^t V$. We then chose a

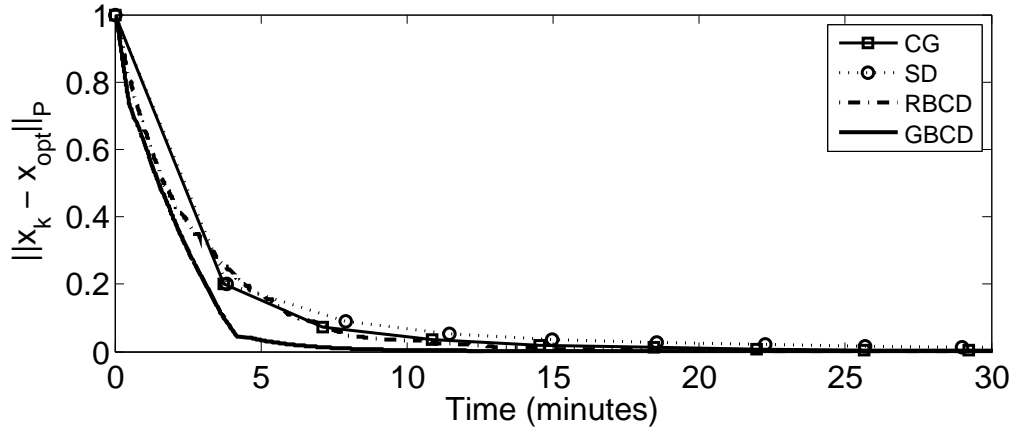


Figure 1 Comparison of standard algorithm for almost block diagonal partition.

subset $\tau \subset [n]$ made of 32 arbitrary indices. The rows and columns of \tilde{P} corresponding to τ were multiplied by 1000 to finally get the P matrix. Note that, since n was only 1024, we stored all the above matrices in their entirety directly in the main memory. We lastly generated an arbitrary x_{opt} and built q using the relation $q = Px_{\text{opt}}$.

We solved an UQP with this P and q using three methods: Strohmer and Vershynin’s randomized Kaczmarz, Leventhal and Lewis’ randomized coordinate descent and the proposed greedy BCD. We implemented the greedy BCD method using Algorithm 6 by choosing $d = 1$ and the canonical partition (which is the only one available in this case) for Π . Since the input matrix P was small enough to be retained in the main memory, we skipped all the steps of this algorithm that involved secondary storage reads. The computation of the inverses in the preprocessing step was also skipped. The randomized coordinate descent was implemented in exactly the same manner as the greedy BCD method except for the subset selection strategy. In each iteration of the randomized BCD, the subsets from Π (rows of P in this case) were chosen using a distribution that was proportional to the diagonal entries of P . Along similar lines, we implemented the randomized Kaczmarz method using Algorithm 3. Specifically, the strategy ζ used was to select the subsets of the partition Π using a distribution that was proportional to the square of lengths of the rows. All the methods started out at the origin. The comparative performance of these methods is given in Figure 2. The three methods are denoted using RBK, RBCD and GBCD. Clearly, under both the norms $\|\cdot\|_2$ and $\|\cdot\|_P$, the proposed method has faster convergence. But the key thing to observe is that the decrease in error under $\|\cdot\|_2$ norm for the randomized approaches is almost negligible. This happens mainly because of the way the P matrix was constructed and the way the randomized methods work. In particular, note that both these methods sample almost always only those rows of P that have large mass, i.e., the rows of the row submatrix P_τ , irrespective of where the estimates are.

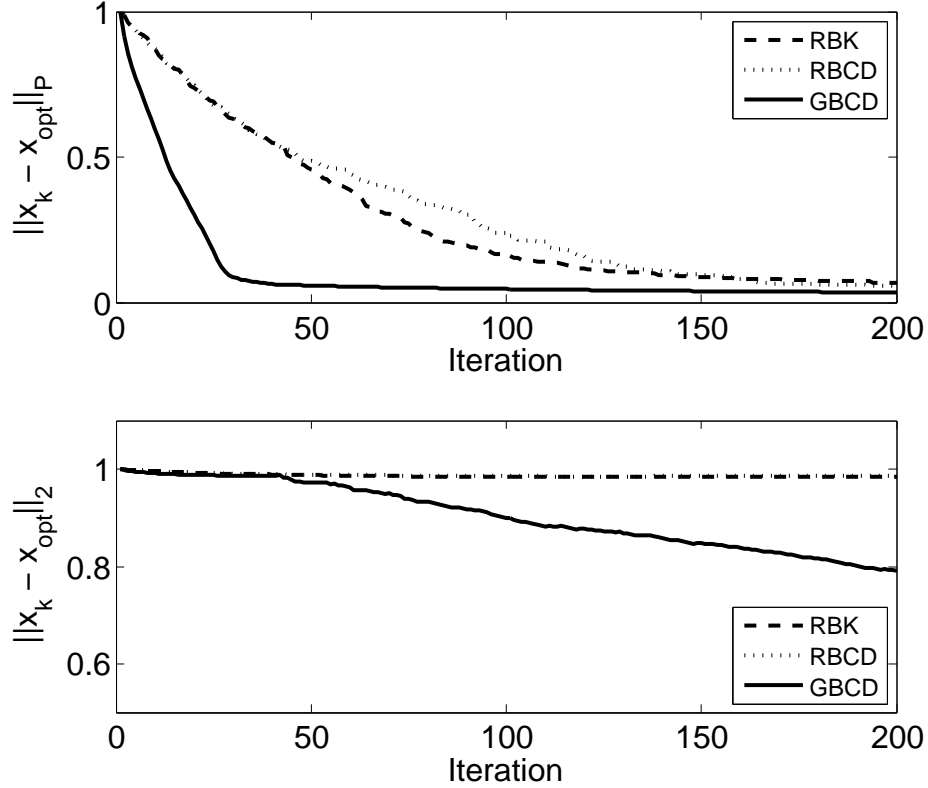


Figure 2 Randomized versus greedy strategy.

Because of this, the estimates of the Kaczmarz algorithm lie very close to the subspace $\text{span}P_\tau$. In similar fashion, the estimates of the coordinate descent algorithm lie very close to the subspace $\text{span}U_\tau$. From these observation, it is easy why the $\|\cdot\|_2$ norm convergence of the error for these methods is poor. The proposed method is however adaptive and hence is able to overcome these problems.

7.3. Experiment 3

In this experiment, we chose $n = 1024$ and generated the $P \in \mathbb{R}^{n \times n}$ matrix and $q \in \mathbb{R}^n$ vector in exactly the same manner as we did in Experiment 2. We then solved an UQP with this P matrix and q vector as input using the proposed greedy BCD method in two different ways. For both approaches, $d = 32$ and the starting estimate was the origin. The chosen partition, however, was different in each case. In the first approach, we used the canonical partition of P , which we will refer to as the arbitrary partition. Alternatively, we used a good partition, i.e., a partition that is block diagonally dominant in the sense given in Section 5. In this partition, we kept all the scaled 32 row indices of τ as one subset. The other $n - 32$ row indices are arbitrarily partitioned. The

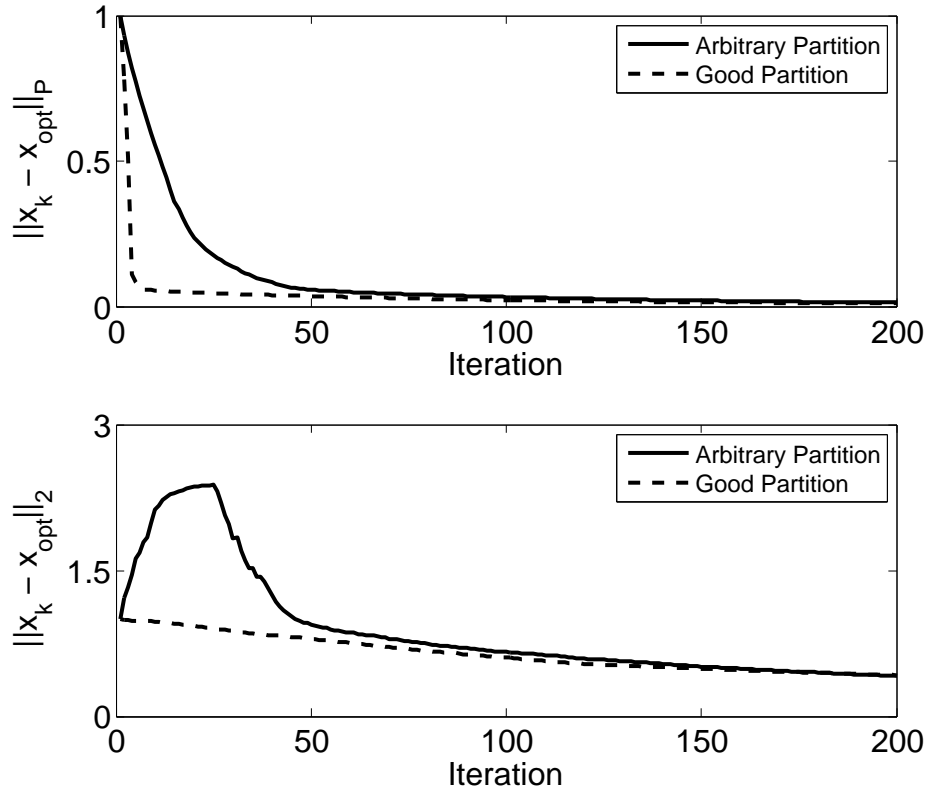


Figure 3 Choosing a good partition.

performance analysis of the proposed approach under these partitions is given in Figure 3. As one can see, the performance was better under the block diagonally dominant partition.

8. Conclusion

In this paper, we discussed solution methods for high dimensional UQPs when one has access only to limited computational resources. We began with desired features of an algorithm in such settings. It was shown that the traditional BK/BCD schemes using a prefixed row partition of the input matrix are the only methods amongst existing ones that can be readily made to possess these features. The key contribution of this paper is a greedy BCD scheme. Theoretical and heuristic analysis of its convergence rate revealed that using a block diagonally dominant row partition of the input matrix speeds up convergence. In fact, for input matrices which are almost block diagonal, simulation results showed that the proposed method converged faster than all existing methods. Finding the partition under which the convergence will be the fastest, however, remains an open question and is of interest for our future study.

Acknowledgments

The research of GT was supported in part by an IBM Fellowship. The research of VSB was supported in part by an IBM SUR Award, a J. C. Bose Fellowship, and a grant for ‘Distributed Computation for Optimization over Large Networks and High Dimensional Data Analysis’ from the Department of Science and Technology, Government of India.

References

- Bertsekas, Dimitri P, John N Tsitsiklis. 1989. *Parallel and distributed computation: numerical methods*. Prentice-Hall, Inc.
- Bland, Robert G, Donald Goldfarb, Michael J Todd. 1981. The ellipsoid method: a survey. *Operations research* **29**(6) 1039–1091.
- Davis, Timothy A. 2006. *Direct methods for sparse linear systems*, vol. 2. Siam.
- Demmel, James W. 1988. The probability that a numerical analysis problem is difficult. *Mathematics of Computation* **50**(182) 449–480.
- Deutsch, Frank. 1985. Rate of convergence of the method of alternating projections. *Parametric optimization and approximation*. Springer, 96–107.
- Deutsch, Frank, Hein Hundal. 1997. The rate of convergence for the method of alternating projections, ii. *Journal of Mathematical Analysis and Applications* **205**(2) 381–405.
- Eldar, Yonina C, Deanna Needell. 2011. Acceleration of randomized kaczmarz method via the johnson–lindenstrauss lemma. *Numerical Algorithms* **58**(2) 163–177.
- Galántai, A. 2005. On the rate of convergence of the alternating projection method in finite dimensional spaces. *Journal of mathematical analysis and applications* **310**(1) 30–44.
- Glasmachers, Tobias, Urun Dogan. 2013. Accelerated coordinate descent with adaptive coordinate frequencies. *Asian Conference on Machine Learning*. 72–86.
- Golub, Gene H, Charles F Van Loan. 2012. *Matrix computations*, vol. 3. JHU Press.
- Kaczmarz, Stefan. 1937. Angenäherte auflösung von systemen linearer gleichungen. *Bulletin International de l’Academie Polonaise des Sciences et des Lettres* **35** 355–357.
- Kelley, James E, Jr. 1960. The cutting-plane method for solving convex programs. *Journal of the Society for Industrial & Applied Mathematics* **8**(4) 703–712.
- Kolda, Tamara G, Robert Michael Lewis, Virginia Torczon. 2003. Optimization by direct search: New perspectives on some classical and modern methods. *SIAM review* **45**(3) 385–482.
- Leventhal, Dennis, Adrian S Lewis. 2010. Randomized methods for linear constraints: Convergence rates and conditioning. *Mathematics of Operations Research* **35**(3) 641–654.
- Levin, A Yu. 1965. On an algorithm for the minimization of convex functions. *Soviet Mathematics Doklady*, vol. 160. 1244–1247.

- Loshchilov, Ilya, Marc Schoenauer, Michèle Sebag. 2011. Adaptive coordinate descent. *Proceedings of the 13th annual conference on Genetic and evolutionary computation*. ACM, 885–892.
- Needell, Deanna, Joel A Tropp. 2014. Paved with good intentions: Analysis of a randomized block kaczmarz method. *Linear Algebra and its Applications* **441** 199–221.
- Nelder, John A, Roger Mead. 1965. A simplex method for function minimization. *Computer journal* **7**(4) 308–313.
- Nesterov, Yu. 2012. Efficiency of coordinate descent methods on huge-scale optimization problems. *SIAM Journal on Optimization* **22**(2) 341–362.
- Richtárik, Peter, Martin Takáč. 2012. Parallel coordinate descent methods for big data optimization. *arXiv preprint arXiv:1212.0873* .
- Strohmer, Thomas, Roman Vershynin. 2009. A randomized kaczmarz algorithm with exponential convergence. *Journal of Fourier Analysis and Applications* **15**(2) 262–278.
- Wright, SJ, J Nocedal. 1999. *Numerical optimization*, vol. 2. Springer New York.