

# COMMENSURABILITY AND QUASI-ISOMETRIC CLASSIFICATION OF HYPERBOLIC SURFACE GROUP AMALGAMS

*Emily Stark*

*April 24, 2014*

ABSTRACT. Let  $\mathcal{C}_S$  denote the class of groups isomorphic to the fundamental group of two closed hyperbolic surfaces identified along an essential simple closed curve in each. We construct a bi-Lipschitz map between the universal covers of these spaces equipped with a  $\text{CAT}(-1)$  metric, proving all groups in  $\mathcal{C}_S$  are quasi-isometric. The class  $\mathcal{C}_S$  has infinitely many abstract commensurability classes, which we characterize in terms of the ratio of the Euler characteristic of the two surfaces and the topological type of the curves identified. We exhibit a maximal element in each abstract commensurability class restricted to  $\mathcal{C}_S$ .

## 1. INTRODUCTION

To study finitely generated infinite groups, one may use algebraic and geometric classifications. Abstract commensurability defines an algebraic equivalence relation on the class of groups, where we say two groups are *abstractly commensurable* if they contain isomorphic subgroups of finite index. The geometry of finitely generated groups may be studied by identifying a group with a family of metric spaces, which is well-defined up to quasi-isometric equivalence. That is, a group together with a finite generating set yields a Cayley graph, equipped with the path metric. While a change in finite generating set may produce a non-isometric metric space, any two such Cayley graphs are quasi-isometric. Since a finitely generated group is quasi-isometric to any finite index subgroup, if two finitely generated groups are abstractly commensurable, then they are quasi-isometric. Two fundamental questions in geometric group theory are to classify the abstract commensurability and quasi-isometry classes within a class of finitely generated groups and to understand for which classes of groups the characterizations coincide. In this paper, we address these questions restricted to the class,  $\mathcal{C}_S$ , of groups isomorphic to the fundamental group of two closed hyperbolic surfaces identified along an essential simple closed curve in each.

Our first theorem gives the quasi-isometric classification.

**Theorem 1.** *If  $X_1 = S_{g_1} \cup_\gamma S_{g'_1}$  and  $X_2 = S_{g_2} \cup_\rho S_{g'_2}$  where  $S_{g_i}$  and  $S_{g'_i}$  are closed hyperbolic surfaces for  $i = 1, 2$  and  $\gamma : S^1 \rightarrow X_1$  and  $\rho : S^1 \rightarrow X_2$  are the images of*

essential simple closed curves under identification, then there exists a bi-Lipschitz equivalence  $\Phi : \widetilde{X}_1 \rightarrow \widetilde{X}_2$  mapping lifts of  $\gamma$  to lifts of  $\rho$  bijectively.

**Corollary 2.** *If  $G_1, G_2 \in \mathcal{C}_S$ , then  $G_1$  and  $G_2$  are quasi-isometric.*

Corollary 2 also follows from Theorem 4.14 of Malone's unpublished work in [6]; groups in  $\mathcal{C}_S$  are examples of geometric amalgamations of free groups with the same degree refinement, a matrix associated to the graph of groups splitting. The proof in [6] follows the techniques of Behrstock and Neumann in [1]: a model space is constructed by identifying the universal cover of a surface with boundary with a fattened tree and gluing these trees along boundary curves. The bi-Lipschitz equivalence of these spaces follows from [1], and thus these groups are shown to be quasi-isometric. In our result, an explicit bi-Lipschitz equivalence is constructed between the universal cover of two closed hyperbolic surfaces identified along essential simple closed curves. The class  $\mathcal{C}_S$  is a subclass of the class of limit groups, described in [2]; in particular, all groups in  $\mathcal{C}_S$  are constructible limit groups of level 1. The quasi-isometric classification within the class of limit groups in full generality remains open, and we expect the techniques of this paper may be used towards this classification.

The class  $\mathcal{C}_S$  is also a subclass of the class  $\mathcal{C}$  of groups isomorphic to the fundamental group of two hyperbolic surfaces identified along a primitive closed curve in each. We prove that within  $\mathcal{C}$ , any group quasi-isometric to a group in  $\mathcal{C}_S$  is in  $\mathcal{C}_S$ .

**Proposition 3.** *If  $G \in \mathcal{C}_S$  and  $G' \in \mathcal{C} \setminus \mathcal{C}_S$ , then  $G$  and  $G'$  are not quasi-isometric.*

The abstract commensurability classes of groups in  $\mathcal{C}_S$  are finer than the quasi-isometry classes; while there is a unique quasi-isometry class in  $\mathcal{C}_S$ , there are infinitely many abstract commensurability classes. Whyte, in [13], proves a similar result for free products of hyperbolic surface groups, which may be thought of as fundamental groups of closed hyperbolic surfaces identified along null-homotopic curves in each, and are also a subclass of limit groups.

**Theorem 4.** ([13], Theorem 1.6, 1.7) *Let  $\Sigma_g$  be the fundamental group of a surface of genus  $g \geq 2$  and let  $m, n \geq 2$ . Let  $\Gamma_1 \cong \Sigma_{a_1} * \Sigma_{a_2} * \dots * \Sigma_{a_n}$  and  $\Gamma_2 \cong \Sigma_{b_1} * \Sigma_{b_2} * \dots * \Sigma_{b_m}$ . Then  $\Gamma_1$  and  $\Gamma_2$  are quasi-isometric, and  $\Gamma_1$  and  $\Gamma_2$  are abstractly commensurable if and only if*

$$\frac{\chi(\Gamma_1)}{n-1} = \frac{\chi(\Gamma_2)}{m-1}.$$

Our classification in  $\mathcal{C}_S$  up to abstract commensurability depends on Euler characteristic as well. Our techniques rely on the results of [4], [5] that the class of groups  $\mathcal{C}_S$  and its class of finite index subgroups are *topologically rigid*: any isomorphism between subgroups of finite index in this class is induced by a homeomorphism between  $K(G, 1)$  spaces consisting of a set of closed surfaces identified along a set of

essential simple closed curves. We prove the ratio of the Euler characteristic of the surfaces identified and the topological type of the curves identified are obstructions to the existence of homeomorphic finite sheeted covers, and we construct a common cover in the absence of these obstructions. Our result is the following.

**Theorem 5.** *If  $G_1, G_2 \in \mathcal{C}_S$ , then  $G_1$  and  $G_2$  are abstractly commensurable if and only if  $G_1$  and  $G_2$  may be expressed as  $G_1 \cong \pi_1(S_{g_1}) *_{\langle \gamma \rangle} \pi_1(S_{g'_1})$ ,  $G_2 \cong \pi_1(S_{g_2}) *_{\langle \rho \rangle} \pi_1(S_{g'_2}) \in \mathcal{C}_S$ , given by the monomorphisms  $\gamma \mapsto [\gamma_1] \in \pi_1(S_{g_1})$ ,  $\gamma \mapsto [\gamma'_1] \in \pi_1(S_{g'_1})$ , and  $\rho \mapsto [\gamma_2] \in \pi_1(S_{g_2})$ ,  $\rho \mapsto [\gamma'_2] \in \pi_1(S_{g'_2})$ , and the following conditions hold.*

$$(a) \frac{\chi(S_{g_1})}{\chi(S_{g'_1})} = \frac{\chi(S_{g_2})}{\chi(S_{g'_2})}.$$

(b) *The elements  $[\gamma_1]$  and  $[\gamma_2]$  are either homotopy classes of non-separating essential simple closed curves or homotopy classes of separating simple closed curves, and likewise for  $[\gamma'_1]$  and  $[\gamma'_2]$ .*

(c) *If  $\gamma_1$  and  $\gamma_2$  are separating so that*

$$S_{g_1} = S_{r_{1,1}} \cup_{\gamma_1} S_{s_{1,1}}, \text{ and } S_{g_2} = S_{r_{2,1}} \cup_{\gamma_2} S_{s_{2,1}},$$

*then*

$$\frac{\chi(S_{r_{1,1}})}{\chi(S_{s_{1,1}})} = \frac{\chi(S_{r_{2,1}})}{\chi(S_{s_{2,1}})},$$

*and if  $\gamma'_1$  and  $\gamma'_2$  are separating so that*

$$S_{g'_1} = S_{r'_{1,1}} \cup_{\gamma'_1} S_{s'_{1,1}}, \text{ and } S_{g'_2} = S_{r'_{2,1}} \cup_{\gamma'_2} S_{s'_{2,1}},$$

*then*

$$\frac{\chi(S_{r'_{1,1}})}{\chi(S_{s'_{1,1}})} = \frac{\chi(S_{r'_{2,1}})}{\chi(S_{s'_{2,1}})}.$$

The result in Theorem 5 is related to the abstract commensurability classification of the right-angled Coxeter groups considered by Crisp and Paoluzzi in [4],

$$W_{m,n} = W(\Gamma_{m,n}),$$

where  $\Gamma_{m,n}$  denotes the graph consisting of a circuit of length  $m + 4$  and a circuit of length  $n + 4$  which are identified along a common subpath of edge-length 2. For all  $m$  and  $n$ , the group  $W_{m,n}$  is the orbifold fundamental group of a 2-dimensional reflection orbi-complex  $\mathcal{O}_{m,n}$  which is finitely covered by a space consisting of two hyperbolic surfaces identified along a single non-separating essential simple closed curve. Conversely, all amalgams of surface groups over non-separating essential simple closed curves are finite index subgroups of  $W_{m,n}$  for some  $m$  and  $n$ , dependent on the Euler characteristic of the two surfaces. Thus, our theorem extends their result.

**Corollary 6.** ([4] Theorem 1.1) *Let  $1 \leq m \leq n$  and  $1 \leq k \leq \ell$ . Then  $W_{m,n}$  and  $W_{k,\ell}$  are abstractly commensurable if and only if  $\frac{m}{n} = \frac{k}{\ell}$ .*

A maximal element in the abstract commensurability class of  $G \in \mathcal{C}$  restricted to  $\mathcal{C}$  is a group  $G_0 \in \mathcal{C}$  that contains every other element in the abstract commensurability class of  $G$  in  $\mathcal{C}$  as a finite index subgroup. In this case, a  $K(G_0, 1)$  space is finitely covered by a  $K(G_i, 1)$  space for all  $G_i \in \mathcal{C}$  in the abstract commensurability class of  $G$ . A classic result in this setting is that of Margulis, who proved that if  $H \leq PSL(2, \mathbb{C})$  is a discrete subgroup of finite covolume, then there exists a maximal element in the abstract commensurability class of  $H$  if and only if  $H$  is non-arithmetic [7]. For recent surveys on commensurability, see [9] and [12]. Within the class  $\mathcal{C}_S$ , we prove the following.

**Proposition 7.** *For every  $G \in \mathcal{C}_S$ , there exists a maximal element in the abstract commensurability class of  $G$  restricted to  $\mathcal{C}_S$ .*

The outline of the paper is as follows. In Section 2, we define the spaces and groups we consider. In Section 3, we describe the geometry and quasi-isometry classes of groups in  $\mathcal{C}_S$ ; we construct a bi-Lipschitz map between the universal covers of specified  $K(G, 1)$  spaces for any  $G \in \mathcal{C}_S$  and prove the quasi-isometry class containing  $\mathcal{C}_S$  in  $\mathcal{C}$  does not contain any group not in  $\mathcal{C}_S$ . In Section 4, we describe the topology of a set of  $K(G, 1)$  spaces, prove the abstract commensurability classification, and exhibit a maximal element in each abstract commensurability class.

**Acknowledgments.** The author is deeply grateful for many discussions with her advisor Genevieve Walsh. The author also wishes to thank Andy Eisenberg for thoughtful comments on a draft of this paper and her peers Jeff Carlson, Charlie Cunningham, Burns Healy, Garret Laforge, and Chris O'Donnell for helpful conversations throughout this work. This material is partially based upon work supported by the National Science Foundation Graduate Research Fellowship Program under Grant No. DGE-0806676.

## 2. PRELIMINARIES

An orientable surface of genus  $g$  with  $b$  boundary components will be denoted  $S_{g,b}$ ; we use  $S_g$  to denote  $S_{g,0}$ . A *hyperbolic surface* is a surface that admits a metric of constant negative curvature. A *(hyperbolic) surface group* refers to the fundamental group of a (hyperbolic) surface. A *closed curve* in a surface  $S_{g,b}$  is a continuous map  $S^1 \rightarrow S_{g,b}$ , and we typically identify a closed curve with its image in the surface. An essential closed curve  $\gamma$  is *primitive* if it cannot be written as  $[\gamma] = [\gamma_0^n]$  for some closed curve  $\gamma_0$ . A closed curve is *simple* if it is embedded. A *homotopy class of simple closed curves* is a homotopy class in which there exists a simple closed curve representative.

Let  $\mathcal{X}$  denote the class of spaces homeomorphic to two hyperbolic surfaces identified along a primitive closed curve in each. Let  $\mathcal{X}_S \subset \mathcal{X}$  be the subclass in which the curves that are identified are simple. Let  $\mathcal{C}$  be the class of groups isomorphic to the fundamental group of a space in  $\mathcal{X}$ , and let  $\mathcal{C}_S \subset \mathcal{C}$  be the subclass of groups isomorphic to the fundamental group of a space in  $\mathcal{X}_S$ . If  $G \in \mathcal{C}$  then  $G \cong \pi_1(S_g) *_{\langle \gamma \rangle} \pi_1(S_h)$ , the amalgamated free product of two hyperbolic surface groups over  $\mathbb{Z}$ . We suppress in our notation the monomorphisms  $i_g : \langle \gamma \rangle \rightarrow \pi_1(S_g)$  and  $i_h : \langle \gamma \rangle \rightarrow \pi_1(S_h)$  given by  $i_g : \gamma \mapsto [\gamma_g]$ ,  $i_h : \gamma \mapsto [\gamma_h]$ , where  $\gamma_g : S^1 \rightarrow S_g$  and  $\gamma_h : S^1 \rightarrow S_h$ .

### 3. QUASI-ISOMETRIC CLASSIFICATION

**3.1. The hyperbolic structure of groups in  $\mathcal{C}_S$ .** Let  $G \in \mathcal{C}_S$  so that  $G \cong \pi_1(X)$ , where  $X = S_g \cup_\gamma S_h \subset \mathcal{X}_S$ , and  $\gamma$  is the image of  $\gamma_g : S^1 \rightarrow S_g$  identified to  $\gamma_h : S^1 \rightarrow S_h$  in  $X$ . One can choose hyperbolic metrics on  $S_g$  and  $S_h$  so that the length of the geodesic representatives of  $[\gamma_g]$  and  $[\gamma_h]$  is equal. Gluing by an isometry yields a piecewise hyperbolic complex with  $\text{CAT}(-1)$  universal cover  $\tilde{X}$ . For details on gluing constructions, see ([3], Section II.11.) The space  $\tilde{X}$  consists of convex subspaces of  $\mathbb{H}^2$  that are the preimages of hyperbolic surfaces with boundary, identified along geodesic lines that are the preimages of the curve  $\gamma$ . The universal cover  $\tilde{X}$  is a *geometric graph of spaces* in the following sense. For more details on graphs of groups and graphs of spaces, see [10], [11].

**Definition 8.** A *geometric graph of spaces* is a graph of spaces,  $G$ , consisting of a set of vertex spaces,  $\{V_i\}_{i \in I}$ , and a set of edge spaces,  $\{E_{i,j}\}_{(i,j) \in J}$ , with  $J \subset I \times I$ ,  $i < j$ , so that the vertex and edge spaces are geodesic metric spaces and there are isometric embeddings

$$\begin{aligned} E_{i,j} &\rightarrow V_i, \\ E_{i,j} &\rightarrow V_j, \end{aligned}$$

as convex subsets. The *geometric realization of  $G$*  is the metric space  $X$  given by the disjoint union of the vertex and edge spaces, identified according to the relations of  $G$ , and given the induced path metric. The *underlying graph* of the graph of spaces  $G$  is the abstract graph specifying  $G$ .

To prove that all groups in  $\mathcal{C}_S$  are quasi-isometric, we exhibit a bi-Lipschitz equivalence between the universal covers of the corresponding spaces in  $\mathcal{X}_S$ .

**Definition 9.** A map  $f : (X, d_X) \rightarrow (Y, d_Y)$  is  *$K$ -bi-Lipschitz* if there exists  $K \geq 1$  with

$$\frac{1}{K} d_X(x_1, x_2) \leq d_Y(f(x_1), f(x_2)) \leq K d_X(x_1, x_2)$$

and a  *$K$ -bi-Lipschitz equivalence* if, in addition, it is a homeomorphism. A map is said to be a *bi-Lipschitz equivalence* if it is a  $K$ -bi-Lipschitz equivalence for some

$K$ . Two spaces  $X$  and  $Y$  are *bi-Lipschitz equivalent* if there exists a bi-Lipschitz equivalence from  $X$  to  $Y$ .

We will need the following two lemmas.

**Lemma 10.** *Suppose  $P$  and  $P'$  are compact convex hyperbolic polygons. Then  $P$  and  $P'$  are bi-Lipschitz equivalent.*

**Lemma 11.** *Let  $T_1$  and  $T_2$  be tilings of convex regions  $R_1, R_2 \subset \mathbb{H}^2$  by compact convex polygons of finitely many isometry types. If  $T_1$  and  $T_2$  have isomorphic dual graphs, then  $R_1$  and  $R_2$  are bi-Lipschitz equivalent.*

*Proof.* The tilings  $T_1$  and  $T_2$  of convex subsets of  $\mathbb{H}^2$  are examples of locally finite geometric graphs of spaces, where the vertex spaces are the tiles, the underlying graph is the dual graph to the tiling, and  $R_1$  and  $R_2$  are the geometric realizations of  $T_1$  and  $T_2$ , respectively. In this language, suppose  $T_1$  and  $T_2$  consist of a set of vertex and edge spaces  $\{V_i\}_I, \{E_{i,j}\}_J$  and  $\{W_i\}_I, \{F_{i,j}\}_J$ , respectively. Since  $T_1$  and  $T_2$  have isomorphic dual graphs and there are finitely many isometry types of polygons, by Lemma 10, there exists a  $K$ -bi-Lipschitz equivalence

$$\phi_i : V_i \rightarrow W_i$$

for all  $i \in I$  such that

$$\phi_i(E_{i,j}) = \phi_j(E_{i,j}) = F_{i,j}$$

for all  $(i, j) \in J$ . There is an induced bijection

$$\Phi : R_1 \rightarrow R_2$$

defined by  $\Phi|_{V_i} = \phi_i(V_i)$ , which is continuous by the pasting lemma.

Let  $x, y \in R_1$ , and let  $p$  be the geodesic path from  $x$  to  $y$ . The path  $p$  can be decomposed into a union of geodesic segments  $\{[x_i, x_{i+1}]\}_{i=0}^{n-1}$ , with  $x_0 = x$  and  $x_n = y$  so that the interior of each subpath  $[x_i, x_{i+1}]$  is contained entirely in a vertex space  $V_i$  since there are finitely many isometry types of compact polygons in the tiling. If a segment is contained in an edge space  $E_{i,j}$ , we may choose either  $V_i$  or  $V_j$  since  $\phi_i(E_{i,j}) = \phi_j(E_{i,j})$ . By assumption, there exists a  $K$ -bi-Lipschitz equivalence  $\phi_i : V_i \rightarrow W_i$  for all  $i$ . Since  $\Phi(p)$  is a path connecting  $\Phi(x)$  and  $\Phi(y)$ ,

$$\begin{aligned} d(\Phi(x), \Phi(y)) &= \sum_{i=0}^{n-1} d(\phi_i(x_i), \phi_i(x_{i+1})) \\ &\leq \sum_{i=0}^{n-1} K d(x_i, x_{i+1}) \\ &= K \sum_{i=0}^{n-1} d(x_i, x_{i+1}) \\ &= K d(x, y). \end{aligned}$$

The other inequality follows similarly. Namely, suppose  $q$  is a geodesic path from  $\Phi(x)$  to  $\Phi(y)$ . The path  $q$  can be decomposed into a union of geodesic segments  $\{[w_i, w_{i+1}]_{i=0}^{m-1}\}$  where  $w_0 = \Phi(x)$ ,  $w_m = \Phi(y)$  and the interior of  $[w_i, w_{i+1}]$  is contained entirely in a vertex space,  $W_i$ . Then, since  $\Phi^{-1}(q)$  is a path from  $x$  to  $y$ , and  $\phi_i$  is a  $K$ -bi-Lipschitz equivalence for all  $i$ ,

$$\begin{aligned} d(\Phi(x), \Phi(y)) &= \sum_{i=0}^{m-1} d(w_i, w_{i+1}) \\ &\geq \sum_{i=0}^{m-1} \frac{1}{K} d(\phi_i^{-1}(w_i), \phi_i^{-1}(w_{i+1})) \\ &= \frac{1}{K} \sum_{i=0}^{m-1} d(\phi_i^{-1}(w_i), \phi_i^{-1}(w_{i+1})) \\ &\geq \frac{1}{K} d(x, y). \end{aligned}$$

Thus,

$$\frac{1}{K} d(x, y) \leq d(\Phi(x), \Phi(y)) \leq K d(x, y),$$

so  $\Phi$  is a  $K$ -bi-Lipschitz equivalence.  $\square$

**3.2. Bi-Lipschitz equivalence of spaces  $\tilde{X}$  with  $X \in \mathcal{X}_S$ .** In this section, we construct a bi-Lipschitz equivalence between spaces  $\tilde{X}$  and  $\tilde{X}'$  with  $X, X' \in \mathcal{X}_S$  in two steps. In Proposition 12 we construct a bi-Lipschitz equivalence between connected hyperbolic regions in the complement of the set of lifts in the universal covers of  $X$  and  $X'$ , giving an explicit map from the boundary lifts of one region onto the boundary lifts in another region. Then, in Theorem 13, we extend this map to the entire universal covers,  $\tilde{X}$  and  $\tilde{X}'$ .

**Proposition 12.** *Let  $S_g$  and  $S_h$  be closed hyperbolic surfaces each equipped with a hyperbolic metric. Let  $\gamma : S^1 \rightarrow S_g$  and  $\rho : S^1 \rightarrow S_h$  be essential simple closed curves. Let  $L_\gamma$  be the set of lifts of  $\gamma$  in  $\mathbb{H}^2$  and let  $L_\rho$  be the set of lifts of  $\rho$  in  $\mathbb{H}^2$ . If  $R_\gamma$  is the closure of a component of  $\mathbb{H}^2 \setminus L_\gamma$  and  $R_\rho$  is the closure of a component of  $\mathbb{H}^2 \setminus L_\rho$ , then there exists a bi-Lipschitz equivalence*

$$\bar{\phi} : R_\gamma \rightarrow R_\rho,$$

*mapping the lifts bounding  $R_\gamma$  bijectively onto the lifts bounding  $R_\rho$ .*

*Proof.* Let  $L_\gamma$  be the set of lifts bounding  $R_\gamma$  and  $L_\rho$  be the set of lifts bounding  $R_\rho$ . If  $\tilde{\gamma}$  denotes the axis of  $[\gamma]$  and  $\tilde{\rho}$  denotes the axis of  $[\rho]$ , we may assume  $\tilde{\gamma} \in L_\gamma$  and  $\tilde{\rho} \in L_\rho$  since  $\pi_1(S_g)$  and  $\pi_1(S_h)$  act transitively on the set of lifts.

The outline of the proof is as follows. We first restrict to specific hyperbolic metrics on  $S_g$  and  $S_h$  and specify a generating set  $S$  for  $\pi_1(S_g)$  and a generating set  $T$  for

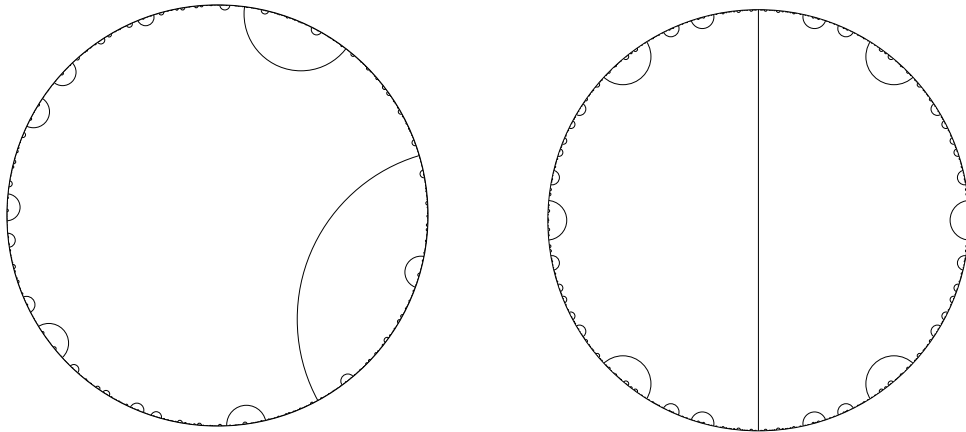


FIGURE 1. On the left are lifts of a generating curve for a genus two surface, and on the right, lifts of a curve representing the commutator element. Both figures were drawn with Curt McMullen's `lim` program [8].

$\pi_1(S_h)$ . We define a map between the lifts,

$$\phi : L_\gamma \rightarrow L_\rho,$$

recursively, as a union of bijective partial functions,  $\phi_n$ . The recursion hypothesis is if  $|g|_S \leq n$ , where  $|g|_S$  denotes the word length of  $g$  with respect to the generating set  $S$ , then  $g\tilde{\gamma} \in L_\gamma$  is included in the domain of  $\phi_n$  and if  $|h|_T \leq n$ , then  $h\tilde{\rho} \in L_\rho$  is included in the image of  $\phi_n$ . Thus, the map  $\phi$  is exhaustive on  $L_\gamma$  and  $L_\rho$ .

The construction of  $\phi$  induces a tiling of the regions  $R_\gamma$  and  $R_\rho$  by compact convex hyperbolic polygons and a homeomorphism

$$\bar{\phi} : R_\gamma \rightarrow R_\rho.$$

Note that this tiling is determined by  $\phi$  and is different from the tiling of  $\mathbb{H}^2$  by fundamental domains; in general, the tiling contains more than one isometry type of tile and is not preserved by  $\pi_1(S_g)$ . We prove there are finitely many isometry types of tiles in  $R_\gamma$  and  $R_\rho$  and the dual graph to each tiling is a tree. We show  $\bar{\phi}$  maps tiles in  $R_\gamma$  to tiles in  $R_\rho$  and induces an isomorphism between the dual trees. Therefore, we may apply Lemma 11 to conclude that  $R_\gamma$  and  $R_\rho$  are bi-Lipschitz equivalent.

To make these notions precise, we begin by restricting to specific hyperbolic metrics on  $S_g$  and  $S_h$  and giving the non-standard generating sets  $S$  and  $T$ , defined with respect to these metrics and chosen to make the recursion hypotheses hold. The following, when described for  $\gamma$  and  $\pi_1(S_g)$ , holds likewise for  $\rho$  and  $\pi_1(S_h)$ .

Any two hyperbolic metrics on  $S_g$  are bi-Lipschitz equivalent, so assume the hyperbolic metric on  $S_g$  is given by a representation  $\pi_1(S_g) \rightarrow PSL(2, \mathbb{R})$  with a fundamental domain for the action of  $\pi_1(S_g)$  on the hyperbolic plane a  $4g$ -gon and so that the axis of  $[\gamma]$ ,  $\tilde{\gamma} : \mathbb{R} \rightarrow \mathbb{H}^2$ , intersects each translate of the fundamental

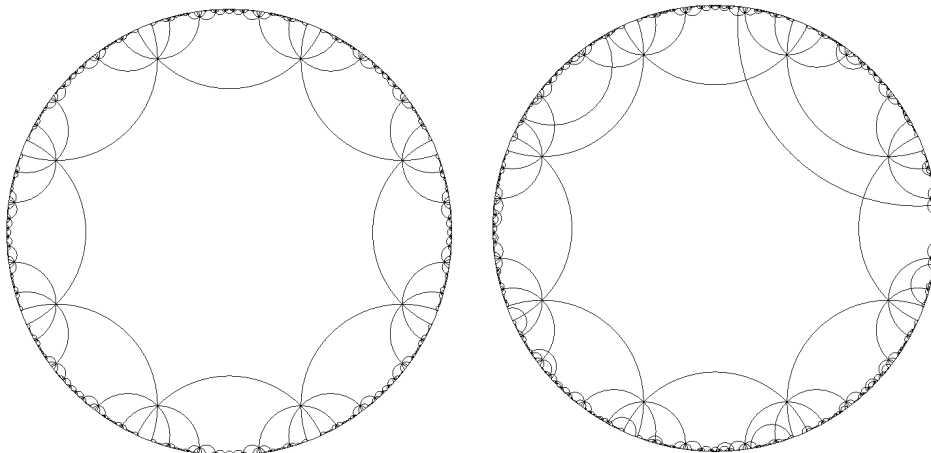


FIGURE 2. On the left is a tiling of  $\mathbb{H}^2$  by a regular 8-gon. On the right are the lifts of a nonseparating closed curve chosen so that each lift intersects the fundamental domain in a single segment. Both figures were drawn with `lim` [8].

domain in a single geodesic segment. Parametrize  $\tilde{\gamma}$  so that  $\tilde{\gamma}(n)$  is the midpoint of a geodesic segment in a translate of the fundamental domain for all  $n \in \mathbb{Z}$ . Since  $\pi_1(S_g)$  acts on  $\mathbb{H}^2$  by isometries,  $g\tilde{\gamma}(n)$  is the midpoint of a geodesic segment of  $g\tilde{\gamma}$  for all  $g \in \pi_1(S_g)$  and all  $n \in \mathbb{Z}$ . Give the set of lifts a cell structure by declaring  $g\tilde{\gamma}(n)$  a 0-cell for all  $g \in \pi_1(S_g)$  and  $n \in \mathbb{Z}$ .

Let  $S$  be the generating set for  $\pi_1(S_g)$  that consists of the  $16g^2 - 8g$  elements of  $\pi_1(S_g)$  that map  $\tilde{\gamma}(0)$  onto the fundamental domains that share a vertex with the fundamental domain containing  $\tilde{\gamma}(0)$ . Let  $d_S$  be the word metric on  $\pi_1(S_g)$  with generating set  $S$ . Since there is a one-to-one correspondence between 0-cells in  $\mathbb{H}^2$  and elements of  $\pi_1(S_g)$ , define  $d_S(g\tilde{\gamma}(s), g_0\tilde{\gamma}(r))$  to be  $d_S(g\gamma^s, g_0\gamma^r)$ .

The map between the set of lifts must preserve the ordering on the boundary, so orient  $\partial_\infty\mathbb{H}^2$ , the visual boundary of  $\mathbb{H}^2$ . View  $\partial_\infty\mathbb{H}^2 \cong S^1$  as the unit interval  $[0, 1]$  with the identification  $0 \sim 1$ . A geodesic line,  $\ell(t)$ , defines two points on the boundary, which we denote  $\ell^{+\infty}$  and  $\ell^{-\infty}$ . Orient the boundary clockwise so that  $\tilde{\gamma}^{+\infty} = 0$ . We may assume that for all lifts  $g\tilde{\gamma} \in L_\gamma$ ,  $\partial_\infty(g\tilde{\gamma}) \subset S^1 \setminus [0, \tilde{\gamma}^{-\infty}]$ . Since  $\gamma$  and  $\rho$  are simple closed curves, the order on the boundary gives a total order on the lifts in  $L_\gamma$  and  $L_\rho$ ; we say  $g\tilde{\gamma} < h\tilde{\gamma}$  if  $\partial_\infty(g\tilde{\gamma}) < \partial_\infty(h\tilde{\gamma})$ .

*Construction:*

In this section, we specify a map between the lifts,  $\phi : L_\gamma \rightarrow L_\rho$ , and a map between the regions  $\bar{\phi} : R_\gamma \rightarrow R_\rho$ , recursively, with  $\phi = \bigcup_n \phi_n$  and  $\bar{\phi} = \bigcup_n \bar{\phi}_n$ . The maps  $\phi_n$  induce a tiling of  $R_\gamma$  and  $R_\rho$  by compact convex hyperbolic polygons and the map  $\bar{\phi}_n : R_\gamma \rightarrow R_\rho$ . The recursion hypotheses are:

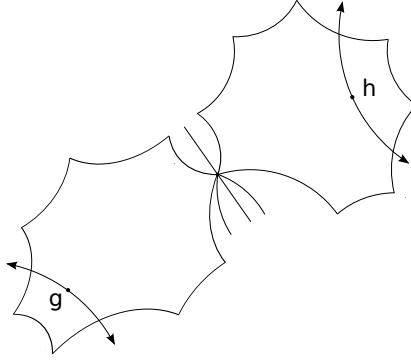


FIGURE 3. The generating set  $S$  is defined so that  $d_S(g, h) = 1$  since  $g$  and  $h$  lie in fundamental domains that share a vertex.

- (1) If  $|g|_S \leq n$ , then  $g\tilde{\gamma} \in L_\gamma$  is included in the domain of  $\phi_n$ , and if  $|h|_T \leq n$ , then  $h\tilde{\rho} \in L_\rho$  is included in the image of  $\phi_n$ .
- (2) Each tile has at most  $M = 3 + \max\{64g^2 - 32g, 64h^2 - 32h\}$  edges, and each edge constructed in the interior of  $R_\gamma$  connects vertices  $g_0\tilde{\gamma}(r)$  and  $g\tilde{\gamma}(s)$  with  $d_S(g_0\tilde{\gamma}(r), g\tilde{\gamma}(s)) = 1$ .
- (3) The dual graph to each tiling is a tree, and  $\bar{\phi}$  maps tiles in  $R_\gamma$  to tiles in  $R_\rho$ , inducing an isomorphism between the dual trees.

*Stage one:*

Begin by choosing the set of lifts of  $\gamma$  and  $\rho$  in the domain and image of  $\phi_1$ . Let  $W_\gamma^1$  and  $W_\rho^1$  be the set of all vertices in  $R_\gamma$  and  $R_\rho$  at distance 1 from  $\tilde{\gamma}(0)$  and  $\tilde{\rho}(0)$  in the metrics  $d_S$  and  $d_T$ , respectively, and select and label every lift that intersects these sets as follows. No lift intersects two edges of any fundamental domain that share a vertex, so a lift intersects  $W_\gamma^1$  in at most three vertices,  $\{g\tilde{\gamma}(k-1), g\tilde{\gamma}(k), g\tilde{\gamma}(k+1)\}$  for some  $k \in \mathbb{Z}$ , as illustrated in Figure 4. Let

$$S_\gamma^1 = \{g_1\tilde{\gamma}(0), \dots, g_m\tilde{\gamma}(0)\} \subset W_\gamma^1$$

$$S_\rho^1 = \{h_1\tilde{\rho}(0), \dots, h_n\tilde{\rho}(0)\} \subset W_\rho^1$$

be the subset of vertices of  $W_\gamma^1$  and  $W_\rho^1$  so that for  $S_\gamma^1$ :

- (a) One vertex of each lift that intersects  $W_\gamma^1$  is included.
- (b) If a lift intersects  $W_\gamma^1$  in three vertices, the middle vertex is chosen.
- (c) The vertices are labeled so that  $g_i\tilde{\gamma} < g_j\tilde{\gamma}$  if  $i < j$ .

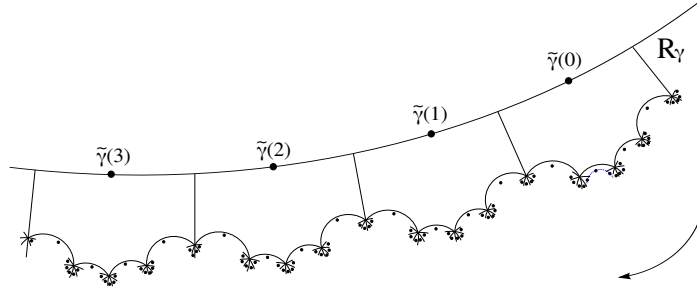


FIGURE 4. A sketch of the lift  $\tilde{\gamma}$ , the intersection of  $R_\gamma$  and the fundamental domains  $\tilde{\gamma}$  passes through, and the vertices at distance 1 from the vertices labeled. The small arrow indicates the orientation on  $\partial_\infty \mathbb{H}^2$ .

Likewise for  $S_\rho^1$ . Condition (a) ensures recursion hypothesis (1) is satisfied, and condition (b) ensures  $d_S(g_i\tilde{\gamma}(0), g_{i+1}\tilde{\gamma}(0)) = 1$  and  $d_T(h_i\tilde{\rho}(0), h_{i+1}\tilde{\rho}(0)) = 1$ , and condition (c) is used to preserve the ordering on the boundary.

If  $m = n$ , continue to the definition of  $\phi_1$ . Otherwise, if  $m < n$ , let  $W_\gamma^{1,r}$  be the set of all vertices in  $R_\gamma$  at distance 1 from  $\{\tilde{\gamma}(1), \tilde{\gamma}(2), \dots, \tilde{\gamma}(r)\}$ , and select the  $n - m$  lifts that intersect  $W_\gamma^{1,r}$  lowest in the ordering from the boundary. If there do not exist  $n - m$  such lifts that intersect  $W_\gamma^{1,r}$ , increase  $r$ . Choose and label one vertex of each of these lifts so that if a lift intersects  $W_\gamma^{1,r}$  in three vertices, the middle vertex is chosen, and the selected vertices are labeled  $g_{m+1}\tilde{\gamma}(0), \dots, g_n\tilde{\gamma}(0)$  so that  $g_i\tilde{\gamma} < g_j\tilde{\gamma}$  if  $i < j$ . Then  $d_S(g_i\tilde{\gamma}(0), g_{i+1}\tilde{\gamma}(0)) = 1$  for  $1 \leq i < n$ .

We define  $\phi_1 : g_i\tilde{\gamma} \mapsto h_i\tilde{\rho}$ ; to give the map explicitly, preserving the orientation on the boundary, re-label the lifts by

$$L_\gamma^1 = \{\ell_{e_g}(t), \ell_{g_1}(t), \dots, \ell_{g_n}(t)\} \subset L_\gamma$$

$$L_\rho^1 = \{\ell_{e_h}(t), \ell_{h_1}(t), \dots, \ell_{h_n}(t)\} \subset L_\rho$$

where  $\ell_{g_i} = g_i\tilde{\gamma}$ ,  $e_g$  and  $e_h$  denote the identity elements, and  $\ell_{g_i}$  is parametrized so that  $\ell_{g_i}(0) = g_i\tilde{\gamma}(0)$ ,  $d_S(\ell_{g_i}(p), \ell_{g_i}(q)) = |p - q|$  for  $p, q \in \mathbb{Z}$ , and  $\ell_{g_i}^{+\infty} < \ell_{g_i}^{-\infty}$ ; likewise for  $L_\rho^1$ . Define

$$\phi_1 : L_\gamma^1 \rightarrow L_\rho^1$$

by

$$\begin{aligned} \phi_1(\ell_{e_g}(t)) &= \ell_{e_h}(t), \\ \phi_1(\ell_{g_i}(t)) &= \ell_{h_i}(t) \end{aligned}$$

for all  $1 \leq i \leq n$ .

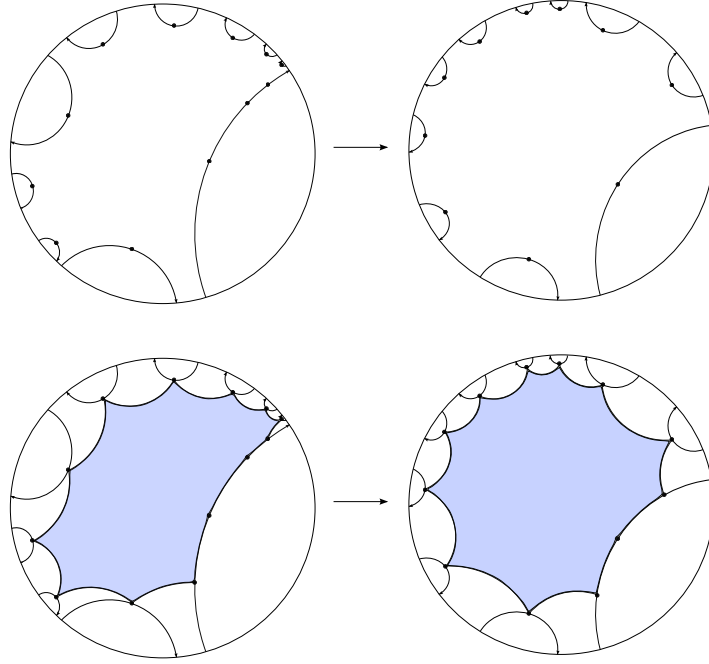


FIGURE 5. A sketch of the lifts mapped during stage 1, and, below, the first two polygons constructed in the tilings of  $R_\gamma$  and  $R_\rho$ .

If  $m \leq n$ , construct a hyperbolic polygon,  $P_\gamma^1$ , in  $R_\gamma$  with vertices

$$V_\gamma^1 = \{\tilde{\gamma}(-1), g_1\tilde{\gamma}(0), \dots, g_n\tilde{\gamma}(0), \tilde{\gamma}(r)\},$$

edges connecting vertices adjacent in the list, and an edge connecting  $\tilde{\gamma}(r)$  and  $\tilde{\gamma}(-1)$ , where  $r$  is given above if  $m < n$  and  $r = 1$  if  $m = n$ . Similarly, construct a hyperbolic polygon,  $P_\rho^1$ , in  $R_\rho$  with vertices

$$V_\rho^1 = \{\tilde{\rho}(-1), h_1\tilde{\rho}(0), \dots, h_n\tilde{\rho}(0), \tilde{\rho}(1)\},$$

edges connecting vertices adjacent in the list, and an edge connecting  $\tilde{\rho}(1)$  and  $\tilde{\rho}(-1)$ . If  $m > n$ , the process is carried out in reverse, and the final vertices in the sets  $V_\gamma^1$  and  $V_\rho^1$  are  $\tilde{\gamma}(1)$  and  $\tilde{\rho}(s)$  for some  $s$ . Define

$$\bar{\phi}_1 : P_\gamma^1 \mapsto P_\rho^1$$

by mapping the vertices in  $V_\gamma^1$  to the vertices in  $V_\rho^1$ , in order, and extending to a homeomorphism on the edges and interior.

The polygons  $P_\gamma^1$  and  $P_\rho^1$  have an equal number of sides,  $M$ , by construction. We claim

$$3 \leq M \leq 2 + \max\{16g^2 - 8g, 16h^2 - 8h\}.$$

By the choice of representation, each translate of the fundamental domain that intersects  $R_\gamma$  intersects  $R_\rho$  in at least two vertices, so  $m, n \geq 1$ , proving the lower bound. On the other hand,  $m, n \leq \max\{16g^2 - 8g, 16h^2 - 8h\}$  by the choice of generating sets, proving the upper bound. In addition, each edge constructed in

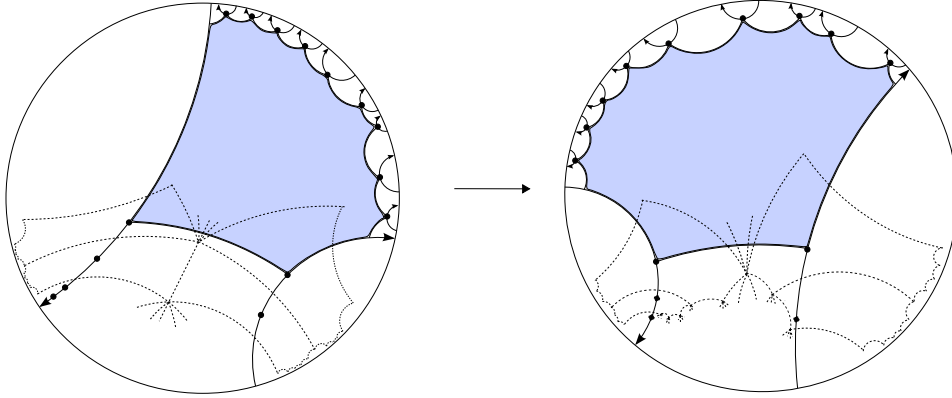


FIGURE 6. A sketch of the sets (1) and (2) and the fundamental domains that contain these elements, which are drawn in dashed lines. The shaded regions indicate tiles constructed during previous stages.

the interior of  $R_\gamma$  satisfies  $d_S(g_i\tilde{\gamma}(0), g_{i+1}\tilde{\gamma}(0)) = 1$  for  $1 \leq i \leq n-1$ . Likewise for  $P_\rho^1$ . The dual tree after stage one is a single point, thus, all recursion hypotheses are satisfied.

*Stage  $n$ :*

Suppose  $\phi_{n-1}$ ,  $n-1$  stages of the tiling, and  $\bar{\phi}_{n-1}$  have been constructed, satisfying the hypothesis of the recursion. For each of the  $K$  edges constructed in the interior of  $R_\gamma$  during stage  $n-1$ , extend the maps  $\phi_{n-1}$  and  $\bar{\phi}_{n-1}$  and the tiling as follows.

Suppose  $\{g_0\tilde{\gamma}(0), g\tilde{\gamma}(0)\}$  is the  $i^{\text{th}}$  edge constructed during stage  $n-1$  in the interior of  $R_\gamma$ ,  $g_0\tilde{\gamma} < g\tilde{\gamma}$ , and  $\phi_{n-1}$  induces the map  $\bar{\phi}_{n-1} : \{g_0\tilde{\gamma}(0), g\tilde{\gamma}(0)\} \mapsto \{h_0\tilde{\rho}(0), h\tilde{\rho}(0)\}$ . Consider

- (1)  $\{g_0\tilde{\gamma}(-1), g_0\tilde{\gamma}(0), g\tilde{\gamma}(0), g\tilde{\gamma}(1)\}$ ,
- (2)  $\{h_0\tilde{\rho}(-1), h_0\tilde{\rho}(0), h\tilde{\rho}(0), h\tilde{\rho}(1)\}$ .

In a manner similar to that of stage 1, first choose the lifts of  $\gamma$  and  $\rho$  in the domain and image of  $\phi_{n_i}$ . Let  $W_\gamma^{n_i}$  and  $W_\rho^{n_i}$  be the set of all vertices in  $R_\gamma$  and  $R_\rho$  at distance 1 from (1) and (2) that do not lie on a lift included in the domain or image of  $\phi_{n-1}$ , respectively. Select and label each lift that intersects one of these sets as follows. Let

$$S_\gamma^{n_i} = \{g_{i,1}\tilde{\gamma}(0), \dots, g_{i,r}\tilde{\gamma}(0)\} \subset W_\gamma^{n_i}$$

$$S_\rho^{n_i} = \{h_{i,1}\tilde{\rho}(0), \dots, h_{i,s}\tilde{\rho}(0)\} \subset W_\rho^{n_i}$$

be the subset of vertices of  $W_\gamma^{n_i}$  and  $W_\rho^{n_i}$  chosen so that for  $S_\gamma^{n_i}$ :

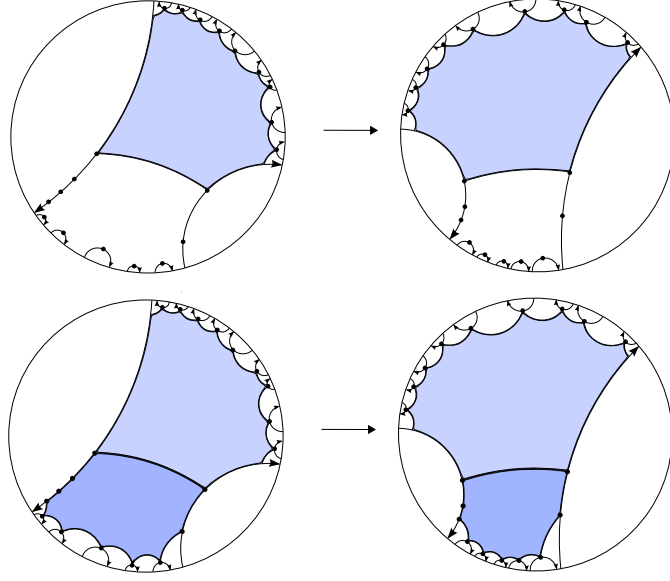


FIGURE 7. An illustration of the new lifts that are mapped at stage  $n$ , and below, tiles constructed during stage  $n$ .

- (a) One vertex of each lift that intersects  $W_\gamma^{n_i}$  is included.
- (b) If a lift intersects  $W_\gamma^{n_i}$  in three vertices, the middle vertex is chosen.
- (c) The vertices are labeled so that  $g_i \tilde{\gamma} < g_j \tilde{\gamma}$  if  $i < j$ .

Likewise for the vertices in  $S_\rho^{n_i}$ . Condition (b) ensures  $d_S(g_{i,k} \tilde{\gamma}(0), g_{i,k+1} \tilde{\gamma}(0)) = 1$  and  $d_T(h_{i,k} \tilde{\rho}(0), h_{i,k+1} \tilde{\rho}(0)) = 1$ .

If  $r = s$ , continue to the definition of  $\phi_{n_i}$ . Otherwise, if  $r < s$ , let  $W_\gamma^{n_i,k}$  be the set of all vertices in  $R_\gamma$  at distance 1 from  $\{g\tilde{\gamma}(2), g\tilde{\gamma}(3), \dots, g\tilde{\gamma}(k)\}$  that do not lie on a lift included in the domain of  $\phi_{n-1}$ , and select the  $s - r$  lifts that intersect  $W_\gamma^{n_i,k}$  lowest in the ordering from the boundary. If there do not exist  $s - r$  such lifts, increase  $k$ . Choose and label one vertex of each of these lifts so that if a lift intersects  $W_\gamma^{n_i,k}$  in three vertices, the middle vertex is chosen, and the vertices selected are labeled  $g_{i,r+1} \tilde{\gamma}(0), \dots, g_{i,s} \tilde{\gamma}(0)$  so that  $g_{i,j} \tilde{\gamma} < g_{i,k} \tilde{\gamma}$  if  $j < k$ . Then  $d_S(g_{i,j} \tilde{\gamma}(0), g_{i,j+1} \tilde{\gamma}(0)) = 1$  for  $1 \leq j < s$ .

As before, we map  $g_{i,j} \tilde{\gamma}$  to  $h_{i,j} \tilde{\rho}$ ; to define the map  $\phi_{n_i}$ , label these lifts

$$L_\gamma^{n_i} = \{\ell_{g_{i,1}}(t), \dots, \ell_{g_{i,s}}(t)\} \subset L_\gamma,$$

$$L_\rho^{n_i} = \{\ell_{h_{i,1}}(t), \dots, \ell_{h_{i,s}}(t)\} \subset L_\rho$$

where  $\ell_{g_{i,k}} = g_{i,k}\tilde{\gamma}$  and is parametrized so that  $\ell_{g_{i,k}}(0) = g_{i,k}\tilde{\gamma}(0)$ ,  $d_S(\ell_{g_{i,k}}(p), \ell_{g_{i,k}}(q)) = |p - q|$  for  $p, q \in \mathbb{Z}$  and  $\ell_{g_{i,k}}^{+\infty} < \ell_{g_{i,k}}^{-\infty}$ ; likewise for  $L_\rho^{n_i}$ . Define

$$\phi_{n_i} : L_\gamma^{n_i} \rightarrow L_\rho^{n_i}$$

by

$$\phi_{n_i}(\ell_{g_{i,j}}(t)) = \ell_{h_{i,j}}(t)$$

for all  $1 \leq j \leq s$  and let

$$\phi_n = \phi_{n-1} \cup \bigcup_{i=1}^K \phi_{n_i}.$$

If  $r \leq s$ , construct a hyperbolic polygon,  $P_\gamma^{n_i}$  in  $R_\gamma$  with vertices

$$V_\gamma^{n_i} = \{g_0\tilde{\gamma}(0), g_0\tilde{\gamma}(-1), g_{i,1}\tilde{\gamma}(0), \dots, g_{i,s}\tilde{\gamma}(0), g\tilde{\gamma}(k), g\tilde{\gamma}(1), g\tilde{\gamma}(0)\},$$

edges connecting adjacent vertices in the list, and an edge connecting  $g_0\tilde{\gamma}(0)$  and  $g\tilde{\gamma}(0)$ , where  $k$  is given above if  $r < s$  and  $k = 2$  if  $r = s$ . Construct a hyperbolic polygon,  $P_\rho^{n_i}$  in  $R_\rho$  with vertices

$$V_\rho^{n_i} = \{h_0\tilde{\rho}(0), h_0\tilde{\rho}(-1), h_{i,1}\tilde{\rho}(0), \dots, h_{i,s}\tilde{\rho}(0), h\tilde{\rho}(2), h\tilde{\rho}(1), h\tilde{\rho}(0)\},$$

edges connecting vertices adjacent in the list, and an edge connecting  $h_0\tilde{\rho}(0)$  and  $h\tilde{\rho}(0)$ . If  $r > s$ , the process is carried out in reverse. Define

$$\bar{\phi}_{n_i} : P_\gamma^{n_i} \mapsto P_\rho^{n_i}$$

by mapping vertices in  $V_\gamma^{n_i}$  to vertices in  $V_\rho^{n_i}$  in the order given in the lists, and extending to the edges and interior by a homeomorphism. Let

$$\bar{\phi}_n = \bar{\phi}_{n-1} \cup \bigcup_{i=1}^K \bar{\phi}_{n_i}.$$

To prove the first recursion hypothesis holds after stage  $n$ , consider  $\Gamma$ , the Cayley graph for  $\pi_1(S_g)$  with generating set  $S$ , which maps into the hyperbolic plane with the 0-cells,  $\{g\tilde{\gamma}(0)\}$ , previously described and edges that are geodesic segments. A more standard Cayley graph,  $\Gamma'$ , for  $\pi_1(S_g)$  maps into  $\mathbb{H}^2$  dual to the tiling by  $4g$ -gons; there is a  $4g$ -gon in  $\Gamma'$  about each vertex in the tiling. The Cayley graph  $\Gamma$  is obtained from the Cayley graph  $\Gamma'$  by replacing each  $4g$ -gon with  $K_{4g}$ , the complete graph on  $4g$  vertices. Let  $\Gamma_R$  be the subgraph of  $\Gamma$  induced by vertices contained in  $R_\gamma$ . That is,  $\Gamma_R$  consists of all vertices that lie on the lifts in  $L_\gamma$  and all the edges in  $\Gamma$  between these vertices. The subgraph  $\Gamma_R$  is connected since any fundamental domain that intersects  $R_\gamma$  intersects  $R_\gamma$  in at least two vertices. Now, let  $g\tilde{\gamma} \in R_\gamma$  with  $|g|_S = n$ . Since the subgraph  $\Gamma_R$  is connected, there exists  $g' \in \Gamma_R$  with  $d_S(g\tilde{\gamma}(0), g'\tilde{\gamma}(0)) = 1$  and  $|g'|_S \leq n - 1$ . By the recursion hypothesis,  $g'\tilde{\gamma}$  is in the domain of  $\phi_{n-1}$ , so  $g'\tilde{\gamma}(0)$  lies on the edge of a polygon in the interior of  $R_\gamma$ . Hence  $g\tilde{\gamma}$  is in the domain of  $\phi_n$  by the choice of elements in the set (1) and  $W_\gamma^{n_i,k}$ .

The bound on the number of sides of the polygons  $P_\gamma^{n_i}$  and  $P_\rho^{n_i}$  holds by the choice of elements in  $W_\gamma^{n_i,1}$ ,  $W_\rho^{n_i,1}$  and the size of the generating sets, which imply

$$(3) \quad r \leq 64g^2 - 32g \quad \text{and} \quad s \leq 64h^2 - 32h.$$

Each edge of  $P_\gamma^{n_i}$  in the interior of  $R_\gamma$  satisfies

$$d_S(g_{i,j}\tilde{\gamma}(0), g_{i,j+1}\tilde{\gamma}(0)) = 1, \quad d_S(h_{i,j}\tilde{\rho}(0), h_{i,j+1}\tilde{\rho}(0)) = 1$$

for  $1 \leq j \leq n - 1$  by construction.

Finally, the dual tree associated to  $\bar{\phi}_{n_i}$  has one additional edge, connecting the tile constructed in stage  $n - 1$  containing  $g_0\tilde{\gamma}(0)$  and  $g\tilde{\gamma}(0)$  to the tile constructed associated to  $\phi_{n_i}$ . Since  $\bar{\phi}$  still maps the edge  $\{g_0\tilde{\gamma}(0), g\tilde{\gamma}(0)\}$  to the edge  $\{h_0\tilde{\rho}(0), h\tilde{\rho}(0)\}$ ,  $\bar{\phi}$  extends the isomorphism between the dual trees.

*Finitely many isometry types of tiles:*

By this construction,  $R_\gamma$  and  $R_\rho$  are tiled by compact convex hyperbolic polygons and  $\phi$  induces an isomorphism between the dual trees of the tilings. The final claim needed to conclude the proof is that there are only finitely many isometry types of tiles constructed.

By the recursion hypothesis, each polygon in  $R_\gamma$  has at most  $M$  edges, where  $M = 3 + \max\{64g^2 - 32g, 64h^2 - 32\}$ . To bound the edge lengths, observe that all but possibly one edge of the polygon connects vertices  $v$  and  $w$  with  $d_S(v, w) = 1$ . There are at most  $16g^2 - 8g$  edge lengths of these edges; let  $L$  be the length of the longest. The last edge connects  $g\tilde{\gamma}(k)$  and  $g\tilde{\gamma}(1)$  and  $k \leq 64h^2 - 32h$ . So the maximum length of this edge is  $k \times d$ , where  $d$  is the translation length of  $[\gamma]$ . Let  $N = \max\{L, n \times d\}$ .

Let  $P$  be a polygon constructed in the tiling and fix a vertex  $g\tilde{\gamma}(0)$  in the polygon. All other vertices lie in  $B_{g\tilde{\gamma}(0)}(r)$ , a ball of radius  $r = M \times N$  in the hyperbolic plane with center  $g\tilde{\gamma}(0)$ . The element  $g^{-1} \in \pi_1(S_g)$  is an isometry mapping  $g\tilde{\gamma}(0)$  to  $\tilde{\gamma}(0)$ , and  $B_{g\tilde{\gamma}(0)}(r)$  to  $B_{\tilde{\gamma}(0)}(r)$ , a ball of radius  $r$  about  $\tilde{\gamma}(0)$ . Since the group action preserves the 0-cells,  $g^{-1}$  maps  $P$  to a polygon in  $B_{\tilde{\gamma}(0)}(r)$  with vertices  $g_i\tilde{\gamma}(0)$  and  $d_S(\tilde{\gamma}(0), g_i\tilde{\gamma}(0)) \leq r$ . There are only finitely many polygons in this ball with vertices  $g_i\tilde{\gamma}(0)$ , so there are only finitely many isometry types of polygons constructed in the tiling. A similar argument holds for the tiling of  $R_\rho$ , concluding the proof of Proposition 12.  $\square$

To prove the entire universal covers of  $X_1, X_2 \in \mathcal{X}_S$  are bi-Lipschitz equivalent, we map the regions incident to the axis of  $[\gamma]$  to the regions incident to the axis of  $[\rho]$  using the bi-Lipschitz equivalence from Proposition 12. We extend the map recursively along regions incident to the lifts that bound a region already in the domain.

**Theorem 13.** *If  $X_1 = S_{g_1} \cup_\gamma S_{g'_1}$  and  $X_2 = S_{g_2} \cup_\rho S_{g'_2}$  where  $S_{g_i}$  and  $S_{g'_i}$  are closed hyperbolic surfaces for  $i = 1, 2$  and  $\gamma : S^1 \rightarrow X_1$  and  $\rho : S^1 \rightarrow X_2$  are the images of essential simple closed curves under identification, then there exists a bi-Lipschitz equivalence  $\Phi : \widetilde{X}_1 \rightarrow \widetilde{X}_2$  mapping lifts of  $\gamma$  to lifts of  $\rho$  bijectively.*

*Proof.* Let  $\tilde{\gamma}$  and  $\tilde{\rho}$  be the axes for  $[\gamma]$  and  $[\rho]$ , respectively. Then  $\tilde{\gamma}$  is contained in a hyperbolic plane stabilized by  $\pi_1(S_{g_1})$  and a hyperbolic plane stabilized by  $\pi_1(S_{g'_1})$ , and  $\tilde{\rho}$  is contained in a hyperbolic plane stabilized by  $\pi_1(S_{g_2})$  and a hyperbolic plane stabilized by  $\pi_1(S_{g'_2})$ . Let  $R_1$  and  $R_2$  be the convex regions bounded by lifts incident to  $\tilde{\gamma}$  in the plane stabilized by  $\pi_1(S_{g_1})$  and let  $R_3$  and  $R_4$  be the convex regions bounded by lifts incident to  $\tilde{\gamma}$  in the plane stabilized by  $\pi_1(S_{g'_1})$ . Similarly, let  $S_1$  and  $S_2$  be the convex regions bounded by lifts incident to  $\tilde{\rho}$  in the plane stabilized by  $\pi_1(S_{g_2})$  and let  $S_3$  and  $S_4$  be the convex regions bounded by lifts incident to  $\tilde{\rho}$  in the plane stabilized by  $\pi_1(S_{g'_2})$ .

By Proposition 12, there exist  $K_i$ -bi-Lipschitz equivalences

$$\bar{\phi}_i : R_i \rightarrow S_i$$

that are bijective on the lifts bounding  $R_i$  and  $S_i$  and each map  $\tilde{\gamma}$  to  $\tilde{\rho}$ . Let  $K = \max\{K_i\}$  so that  $\phi_i$  is a  $K$ -bi-Lipschitz equivalence for  $1 \leq i \leq 4$ . Define

$$\Phi|_{R_i} = \bar{\phi}_i.$$

To extend the map coherently along the regions incident to a lift already included in the domain, color the convex regions bounded by lifts in  $\widetilde{X}_1$  and  $\widetilde{X}_2$  with colors  $\{C_1, C_2, C_3, C_4\}$  as follows. Let  $C(R)$  denote the color of region  $R$ . Two-color the plane stabilized by  $\pi_1(S_{g_1})$  with  $C_1$  and  $C_2$  so that  $C(R_i) = C_i$  and so that adjacent regions have distinct colors. Do the same for the planes stabilized by  $\pi_1(S_{g'_1})$ ,  $\pi_1(S_{g_2})$ , and  $\pi_1(S_{g'_2})$  so that  $C(R_i) = C(S_i) = C_i$ . Extend the coloring to a coloring of  $\widetilde{X}_1$  and  $\widetilde{X}_2$  recursively as follows. Suppose a hyperbolic plane,  $H$ , stabilized by a conjugate of  $\pi_1(S_{g_1})$  or  $\pi_1(S_{g'_1})$  has not been colored and that  $H$  intersects, in a lift  $g\tilde{\gamma}$ , a hyperbolic plane that has been colored. Then  $g^{-1}H$  contains  $\tilde{\gamma}$ , and has been colored. For every region  $R \subset H$ , let  $C(R) = C(g^{-1}R)$ . Color  $\widetilde{X}_2$  in analogously.

Observe that, regardless of the topological type of  $\gamma_i$  and  $\gamma'_i$ ,  $\pi_1(X_i)$  is transitive on the regions restricted to one color in  $\widetilde{X}_1$  and  $\widetilde{X}_2$ .

Define the map  $\Phi$  recursively. Suppose  $R$  is a region that intersects, in a lift  $g\tilde{\gamma}$ , the boundary of a region already mapped by  $\Phi$  to  $\widetilde{X}_2$ . Then  $\Phi : g\tilde{\gamma} \mapsto g'\tilde{\rho}$  for some  $g' \in \pi_1(X_2)$ . Let  $S$  be the region in  $\widetilde{X}_2$  intersecting  $g'\tilde{\rho}$  with  $C(R) = C(S) = C_i$  for some  $i$ ,  $1 \leq i \leq 4$ . Then, map  $R$  to  $S$  by the map

$$\Phi|_R = g' \circ \phi_i \circ g^{-1},$$

a  $K$ -bi-Lipschitz equivalence since  $g$  and  $g'$  are isometries.  $\square$

**3.3. Amalgams over immersed curves.** All groups in  $\mathcal{C}_S$  are quasi-isometric, and the quasi-isometric classification of groups of the form  $\pi_1(S_g) *_{\langle a \rangle} \pi_1(S_h)$  in full generality depends on the image of  $a$  in the groups  $\pi_1(S_g)$  and  $\pi_1(S_h)$ .

**Proposition 14.** If  $G \in \mathcal{C}_S$  and  $G' \in \mathcal{C} \setminus \mathcal{C}_S$ , then  $G$  and  $G'$  are not quasi-isometric.

*Proof.* All groups in  $\mathcal{C}$  are  $\delta$ -hyperbolic, so any quasi-isometry between groups in this class induces a homeomorphism between their visual boundaries. The boundary of a lift of the curves identified is the intersection of two circles in the boundary of the group,  $\partial G$ . The number of components in the complement of the boundary of a lift depends on whether the curves identified have simple representatives on the surface. That is, if both curves identified are simple, there are four components in the complement of the boundary of a lift in  $\partial G$ , while if at least one curve has no simple representative, there are fewer than four components in the complement of the boundary of a lift in  $\partial G$ . A homeomorphism preserves the number of components in the complement of the boundary of a lift, so the fundamental group of a space obtained by identifying closed hyperbolic surfaces along two essential simple closed curves is not quasi-isometric to the fundamental group of a space obtained by identifying along at least one curve with no simple representative.  $\square$

**Corollary 15.** If  $G \in \mathcal{C}_S$  and  $G' \in \mathcal{C} \setminus \mathcal{C}_S$ , then  $G$  and  $G'$  are not abstractly commensurable.

The quasi-isometric and abstract commensurability classification of groups in  $\mathcal{C}$  remains open.

#### 4. COMMENSURABILITY CLASSES

In this section, we give the commensurability classification for groups in  $\mathcal{C}_S$  and exhibit a maximal element in each class. We will use *commensurable* to mean *abstractly commensurable*.

**4.1. The topology of spaces in  $\mathcal{X}_S$ .** Spaces in  $\mathcal{X}_S$  are examples of *simple, thick, 2-dimensional hyperbolic P-manifolds* (see [5], Definition 2.3.) So, the following topological rigidity theorem of Lafont allows us to address the commensurability classification for members in  $\mathcal{C}_S$  from a topological point of view. Corollary 17 also follows from the proof of Proposition 3.1 in [4].

**Theorem 16.** ([5], Theorem 1.2) *Let  $X_1$  and  $X_2$  be a pair of simple, thick, 2-dimensional hyperbolic P-manifolds, and assume that  $\phi : \pi_1(X_1) \rightarrow \pi_1(X_2)$  is an isomorphism. Then there exists a homeomorphism  $\Phi : X_1 \rightarrow X_2$  that induces  $\phi$  on the level of fundamental groups.*

**Corollary 17.** *Let  $G, G' \in \mathcal{C}_S$  with  $G \cong \pi_1(X)$ ,  $G' \cong \pi_1(X')$  with  $X, X' \in \mathcal{X}_S$ . Then  $G$  and  $G'$  are commensurable if and only if  $X$  and  $X'$  have homeomorphic finite index covering spaces.*

The subgroup structure of an amalgamated product is described in the following theorem of Scott and Wall.

**Theorem 18.** ([10], Theorem 3.7) *If  $G \cong A *_C B$  and if  $H \leq G$ , then  $H$  is the fundamental group of a graph of groups, where the vertex groups are subgroups of conjugates of  $A$  or  $B$  and the edge groups are subgroups of conjugates of  $C$ .*

Topologically, Theorem 18 implies that any finite index cover of the space  $X$  consists of a set of surfaces which cover  $S_g$  and a set of surfaces which cover  $S_h$ . These surfaces are identified along the preimages of  $\gamma_g$  and  $\gamma_h$ . To study finite index covering spaces, we use the following well-known fact.

**Lemma 19.** *If  $X$  is a CW-complex and  $X'$  is a degree  $n$  cover of  $X$ , then  $\chi(X') = n\chi(X)$ , where  $\chi$  denotes Euler characteristic.*

To handle the case of homotopy classes of separating simple closed curves, we employ the following.

**Lemma 20.** *For  $g_i \geq 1$ , if  $\chi(S_{g_2,1}) = n\chi(S_{g_1,1})$ , then  $S_{g_2,1}$   $n$ -fold covers  $S_{g_1,1}$ .*

*Proof.* Let

$$\pi_1(S_{g_i,1}) = \langle a_1, b_1, \dots, a_{g_i}, b_{g_i} \mid \rangle \cong F_{2g_i}$$

be presentations for the fundamental groups of  $S_{g_i,1}$ . Then, the homotopy class of the boundary element  $\gamma_i : S^1 \rightarrow S_{g_i,1}$  corresponds to the element  $[a_1, b_1] \dots [a_{g_i}, b_{g_i}] \in \pi_1(S_{g_i,1})$ .

We exhibit  $\pi_1(S_{g_2,1})$  as an index  $n$  subgroup of  $\pi_1(S_{g_1,1})$  so that in the corresponding cover,  $\gamma_2$  has preimage a single curve that  $n$ -fold covers  $\gamma_1$ .

Realize  $\pi_1(S_{g_1})$  as the fundamental group of a wedge of  $2g_1$  oriented circles labeled by the generating set. Construct an  $n$ -fold cover of this space as a graph,  $\Gamma$ , on  $n$  vertices labeled  $\{0, \dots, n-1\}$ . For every generator besides  $a_1$ , construct an oriented  $n$ -cycle on the  $n$  vertices with each edge labeled by the generator. Since  $\chi(S_{g_1,1})$  and  $\chi(S_{g_2,1})$  are both odd,  $n$  must be odd as well. Let  $\{i, i+1\}$  and  $\{i+1, 1\}$  be directed edges labeled by  $a_1$  for  $i < n$  and  $i$  odd. Construct a directed loop labeled  $a_1$  at vertex  $\{0\}$ . By construction,  $\Gamma$  covers the wedge of circles given above.

To see that  $\gamma_1$  has a preimage with one component, choose a vertex  $v$  in the graph  $\Gamma$  and consider the edge path  $p$  with edges labeled  $([a_1, b_1] \dots [a_{g_1}, b_{g_1}])^k$ , a preimage of a representative of  $\gamma_1$ . Then  $n$  is the smallest non-zero  $k$  for which  $p$  terminates at  $v$ . To see this, note that it suffices to consider the path  $p' = [a_1, b_1]^k$  since every

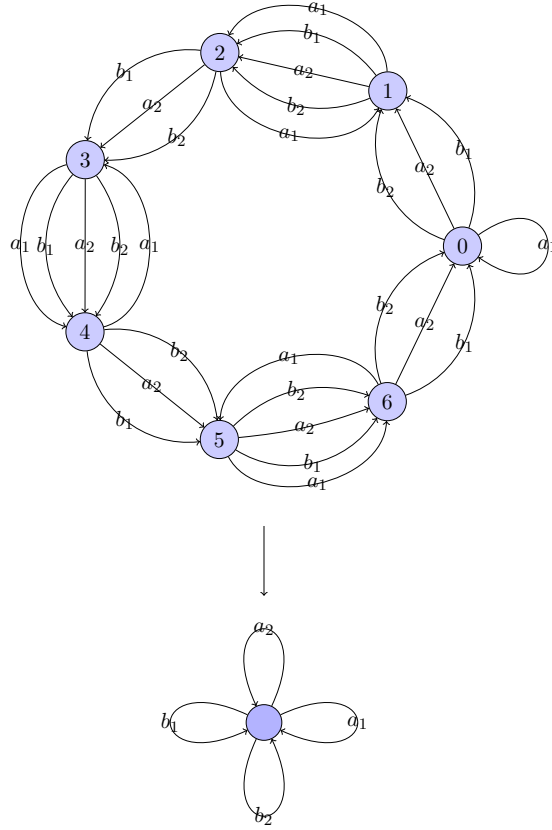


FIGURE 8. A covering map that realizes  $S_{11,1}$  as a 7-fold cover of  $S_{2,1}$ .

other segment  $[a_j, b_j]$  returns to its initial vertex. Starting at vertex  $\{0\}$ , observe that the path  $[a_1, b_1]^k$  terminates at the vertex labeled

$$\begin{cases} 2k - 1 & \text{if } 0 < k < \lfloor \frac{n}{2} \rfloor \bmod n \\ 2n - 2k & \text{if } \lfloor \frac{n}{2} \rfloor \leq k < n \bmod n \\ 0 & \text{if } k = 0 \bmod n, \end{cases}$$

proving the claim.  $\square$

**4.2. Commensurability classification.** In this section we give the complete commensurability classification for groups in  $\mathcal{C}_S$ .

**Theorem 21.** *If  $G_1, G_2 \in \mathcal{C}_S$ , then  $G_1$  and  $G_2$  are abstractly commensurable if and only if  $G_1$  and  $G_2$  may be expressed as  $G_1 \cong \pi_1(S_{g_1}) *_{\langle \gamma \rangle} \pi_1(S_{g'_1})$ ,  $G_2 \cong \pi_1(S_{g_2}) *_{\langle \rho \rangle} \pi_1(S_{g'_2}) \in \mathcal{C}_S$ , given by the monomorphisms  $\gamma \mapsto [\gamma_1] \in \pi_1(S_{g_1})$ ,  $\gamma \mapsto [\gamma'_1] \in \pi_1(S_{g'_1})$ , and  $\rho \mapsto [\gamma_2] \in \pi_1(S_{g_2})$ ,  $\rho \mapsto [\gamma'_2] \in \pi_1(S_{g'_2})$ , and the following conditions hold.*

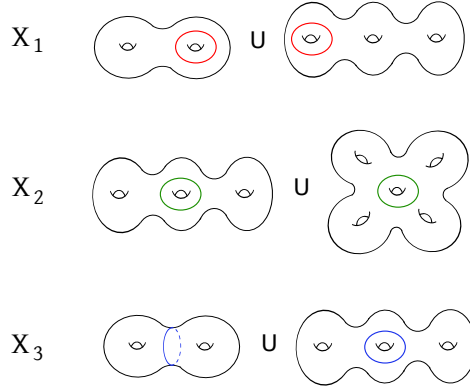


FIGURE 9. *Example:* The groups  $\pi_1(X_1)$  and  $\pi_1(X_2)$  are commensurable, but are not commensurable with  $\pi_1(X_3)$ . All three groups are quasi-isometric.

$$(a) \frac{\chi(S_{g_1})}{\chi(S_{g'_1})} = \frac{\chi(S_{g_2})}{\chi(S_{g'_2})}.$$

(b) *The elements  $[\gamma_1]$  and  $[\gamma_2]$  are either homotopy classes of non-separating simple closed curves or homotopy classes of separating simple closed curves, and likewise for  $[\gamma'_1]$  and  $[\gamma'_2]$ .*

(c) *If  $\gamma_1$  and  $\gamma_2$  are separating so that*

$$S_{g_1} = S_{r_{1,1}} \cup_{\gamma_1} S_{s_{1,1}}, \text{ and } S_{g_2} = S_{r_{2,1}} \cup_{\gamma_2} S_{s_{2,1}},$$

*then*

$$\frac{\chi(S_{r_{1,1}})}{\chi(S_{s_{1,1}})} = \frac{\chi(S_{r_{2,1}})}{\chi(S_{s_{2,1}})},$$

*and if  $\gamma'_1$  and  $\gamma'_2$  are separating so that*

$$S_{g'_1} = S_{r'_{1,1}} \cup_{\gamma'_1} S_{s'_{1,1}}, \text{ and } S_{g'_2} = S_{r'_{2,1}} \cup_{\gamma'_2} S_{s'_{2,1}},$$

*then*

$$\frac{\chi(S_{r'_{1,1}})}{\chi(S_{s'_{1,1}})} = \frac{\chi(S_{r'_{2,1}})}{\chi(S_{s'_{2,1}})}.$$

*Proof.* Suppose that  $G_1$  and  $G_2$  are commensurable and that  $H \cong H_1 \cong H_2$ , where  $H_i \leq G_i$  is a subgroup finite index. Let  $X_i$  be the  $K(G_i, 1)$  space given by identifying the surfaces  $S_{g_i}$  and  $S_{g'_i}$  along the curves  $\gamma_i$  and  $\gamma'_i$ . Suppose  $\tilde{X}$  is the common finite sheeted cover of  $X_1$  and  $X_2$  with fundamental group  $H$ .

Since  $H_1 \leq G_1$  is a subgroup of finite index, the intersection of its conjugates in  $G_1$ ,  $H'_1 = \bigcap_{g \in G_1} gH_1g^{-1}$ , is a finite index normal subgroup of  $G_1$ . If  $\phi : H_1 \rightarrow H_2$  is an isomorphism, then  $\phi(H'_1)$  is a finite index subgroup of  $G_2$ . So, we may suppose that  $\tilde{X}$  is a regular cover of  $X_1$ .

As described in the previous section,  $\tilde{X}$  consists of a set of surfaces covering  $S_{g_i}$  and a set of surfaces covering  $S_{g'_i}$  for  $i = 1, 2$ . Since  $\tilde{X}$  is a regular cover of  $X_1$ , there are two homeomorphism classes of surfaces in  $\tilde{X}$ ,  $S_g$  and  $S_{g'}$ ; the surfaces  $S_g$  cover  $S_{g_i}$ , and the surfaces  $S_{g'}$  cover  $S_{g'_i}$  for  $i = 1, 2$ .

Suppose that  $\tilde{X}$  is a  $k_1$  degree cover of  $X_1$  and a  $k_2$  degree cover of  $X_2$ , and that  $S_g$  is an  $n_i$  degree cover of  $S_{g_i}$  and  $S_{g'}$  is an  $n'_i$  degree cover of  $S_{g'_i}$ . Suppose  $\tilde{X}$  consists of  $m$  copies of  $S_g$  and  $m'$  copies of  $S_{g'}$ . Then,

$$k_i = n_i m = n'_i m'$$

so that

$$(4) \quad \frac{k_1}{k_2} = \frac{n_1}{n_2} = \frac{n'_1}{n'_2}.$$

Also, by Lemma 19,

$$(5) \quad \begin{aligned} \chi(S_g) &= n_1 \chi(S_{g_1}) = n_2 \chi(S_{g_2}), \\ \chi(S_{g'}) &= n'_1 \chi(S_{g'_1}) = n'_2 \chi(S_{g'_2}). \end{aligned}$$

Combining (4) and (5) we have

$$\frac{\chi(S_{g_1})}{\chi(S_{g_2})} = \frac{\chi(S_{g'_1})}{\chi(S_{g'_2})},$$

proving claim (a) of the theorem.

For claims (b) and (c) of the theorem, we restrict attention to  $\gamma_i$ , since the following discussion holds equally well for  $\gamma'_i$ .

Suppose  $p : S_g \rightarrow S_{g_1}$  is the covering map. Then  $p$  induces a homomorphism of homology groups,  $p_* : H_1(S_g) \rightarrow H_1(S_{g_1})$  so that the following commutes.

$$\begin{array}{ccc} C_2(S_g) & \xrightarrow{\partial} & C_1(S_g) \\ \downarrow p_{\#} & & \downarrow p_{\#} \\ C_2(S_{g_1}) & \xrightarrow{\partial} & C_1(S_{g_1}). \end{array}$$

Suppose that  $\gamma_1$  is a separating curve, so that  $\gamma_1 \in C_1(S_{g_1})$  is trivial in the first homology group. Then,  $\gamma_1 = \partial\beta$  for some  $\beta \in C_2(S_{g_1})$ . The 2-cycle  $\beta$  has preimage a 2-cycle  $\tilde{\beta} \in C_2(S_g)$  since the induced map  $p_{\#}$  is surjective. The diagram commutes, so the preimage of  $\gamma_1$ ,  $\tilde{\gamma}_1 = \partial(\tilde{\beta})$ . So,  $\tilde{\gamma}_1$  is trivial in the first homology group. Since




FIGURE 10. A common cover of  $S_5 \cup S_3$  and  $S_8 \cup S_4$  in the case that the identified curves are non-separating.

$\tilde{\gamma}_1 = \tilde{\gamma}_2$ ,  $\gamma_2$  is trivial in the first homology group as well. Applying the argument in reverse proves that  $\gamma_1$  is separating if and only if  $\gamma_2$  is separating. This implies  $\gamma_1$  is non-separating if and only if  $\gamma_2$  is non-separating as well, proving (b).

For claim (c), suppose that  $\gamma_1$  and  $\gamma_2$  are separating curves with  $S_{g_1} = S_{r_1,1} \cup_{\gamma_1} S_{s_1,1}$  and  $S_{g_2} = S_{r_2,1} \cup_{\gamma_2} S_{s_2,1}$ . Since the cover of  $X_1$  is regular, each surface  $S_g$ , which covers  $S_{g_1}$  and  $S_{g_2}$ , consists of a set of set of subsurfaces,  $S_{g_r,b_r}$  covering  $S_{r_i,1}$  and a set of subsurfaces  $S_{g_s,b_s}$  covering  $S_{s_i,1}$ .

Suppose that  $S_{g_r,b_r}$  forms a  $k_i$  degree cover of  $S_{r_i,1}$  and that  $S_{g_s,b_s}$  forms an  $\ell_i$  degree cover of  $S_{s_i,1}$ . Further, suppose that  $S_g$  contains  $K$  subsurfaces homeomorphic to  $S_{g_r,b_r}$  and  $L$  subsurfaces homeomorphic to  $S_{g_s,b_s}$ . Since  $S_g$  is an  $n_i$  degree cover of  $S_{g_i}$ ,

$$(6) \quad n_i = L\ell_i = Kk_i.$$

By Lemma 19,

$$(7) \quad \begin{aligned} \chi(S_{g_r,b_r}) &= k_1\chi(S_{r_1,1}) = k_2\chi(S_{r_2,1}), \\ \chi(S_{g_s,b_s}) &= \ell_1\chi(S_{s_1,1}) = \ell_2\chi(S_{s_2,1}). \end{aligned}$$

Combining (6) and (7), we have

$$\frac{\chi(S_{r_1,1})}{\chi(S_{s_1,1})} = \frac{\chi(S_{r_2,1})}{\chi(S_{s_2,1})}.$$

For the converse, we construct a common cover of  $X_1$  and  $X_2$  when conditions (a), (b), and (c) hold. While not necessary for commensurability, note that the cover constructed lies in  $\mathcal{X}_G$  as well.

First, we use (b) and (c) to construct  $S_g$ , a common cover of  $S_{g_1}$  and  $S_{g_2}$  and to specify a curve in  $S_g$  which will project to  $\gamma_1$  and  $\gamma_2$ . Using condition (b), first suppose that  $\gamma_1$  and  $\gamma_2$  are non-separating. Let  $S_g$  be the surface satisfying

$$\chi(S_g) = lcm(\chi(S_{g_1}), \chi(S_{g_2})),$$

and let  $\gamma$  be a non-separating simple closed curve on  $S_g$ . Arranging the handles symmetrically about a central handle, we may choose  $\gamma$  so that upon rotation by  $\frac{2\pi}{k_i}$ , where

$$k_i = \frac{lcm(\chi(S_{g_1}), \chi(S_{g_2}))}{\chi(S_{g_i})},$$

the image of  $\gamma$  under this  $k_i$ -degree cover of  $S_{g_i}$  is  $\gamma_i$ .

Suppose now that  $\gamma_1$  and  $\gamma_2$  are separating simple closed curves so that

$$S_{g_1} = S_{r_{1,1}} \cup_{\gamma_1} S_{s_{1,1}}$$

$$S_{g_2} = S_{r_{2,1}} \cup_{\gamma_2} S_{s_{2,1}}.$$

Let  $S_{R,1}$  be the surface with

$$\chi(S_{R,1}) = lcm(\chi(S_{r_{1,1}}), \chi(S_{r_{2,1}}))$$

and  $S_{S,1}$  be the surface with

$$\chi(S_{S,1}) = lcm(\chi(S_{s_{1,1}}), \chi(S_{s_{2,1}})).$$

Then by Lemma 20,  $S_{R,1}$  covers  $S_{r_{i,1}}$  with degree

$$\frac{lcm(\chi(S_{r_{1,1}}), \chi(S_{r_{2,1}}))}{\chi(S_{r_{i,1}})}$$

and  $S_{S,1}$  covers  $S_{s_{i,1}}$  with degree

$$\frac{lcm(\chi(S_{s_{1,1}}), \chi(S_{s_{2,1}}))}{\chi(S_{s_{i,1}})}.$$

By condition (c) and a fact of basic number theory,

$$\frac{lcm(\chi(S_{r_{1,1}}), \chi(S_{r_{2,1}}))}{\chi(S_{r_{i,1}})} = \frac{lcm(\chi(S_{s_{1,1}}), \chi(S_{s_{2,1}}))}{\chi(S_{s_{i,1}})}.$$

Let  $S_g = S_{R,1} \cup_{\gamma} S_{S,1}$ , where  $\gamma$  is the boundary curve of each of the subsurfaces. Since Euler characteristic is additive on subsurfaces,  $S_g$  covers  $S_{g_i}$  with degree

$$\frac{lcm(\chi(S_{g_1}), \chi(S_{g_2}))}{\chi(S_{g_i})}$$

and so that  $\gamma$  projects to  $\gamma_i$  in a covering of the same degree.

By the same method, construct  $S_{g'}$ , a common cover of  $S_{g'_1}$  and  $S_{g'_2}$ , so that  $S_{g'}$  forms a cover of  $S_{g'_i}$  with degree

$$\frac{lcm(\chi(S_{g'_1}), \chi(S_{g'_2}))}{\chi(S_{g'_i})}$$

and choose  $\gamma' : S^1 \rightarrow S'$  a simple closed curve that projects to  $\gamma'_i$  by the same degree.

By condition (a),

$$\frac{lcm(\chi(S_{g_1}), \chi(S_{g_2}))}{\chi(S_{g_i})} = \frac{lcm(\chi(S_{g'_1}), \chi(S_{g'_2}))}{\chi(S_{g'_i})} = n_i.$$

Therefore, the space obtained by identifying  $S_g$  and  $S_{g'}$  along  $\gamma$  and  $\gamma'$  forms an  $n_1$ -degree cover of  $X_1$  and an  $n_2$ -degree cover of  $X_2$ , so  $G_1$  and  $G_2$  are commensurable.  $\square$

### 4.3. Maximal element in a commensurability class.

**Proposition 22.** *For every  $G \in \mathcal{C}_S$ , there exists a maximal element in the commensurability class of  $G$  restricted to  $\mathcal{C}_S$ .*

*Proof.* Suppose  $G \cong \pi_1(S_g) *_{\langle \gamma \rangle} \pi_1(S_{g'})$  with

$$\gamma \mapsto [\gamma_g] \in \pi_1(S_g),$$

$$\gamma \mapsto [\gamma_{g'}] \in \pi_1(S_{g'}),$$

and let  $X$  be the space obtained by identifying  $S_g$  and  $S_{g'}$  along  $\gamma_g$  and  $\gamma_{g'}$  so that  $G \cong \pi_1(X)$ . Let  $C \subset \mathcal{C}_S$  denote the commensurability class of  $G$  in  $\mathcal{C}_S$ .

By Theorem 21(a), there exist relatively prime  $p, q$ , dependent on  $C$ , so that

$$\frac{\chi(S_g)}{\chi(S_{g'})} = \frac{-2dp}{-2dq}$$

for some  $d \in \mathbb{N}$ . Let  $S$  and  $S'$  be closed orientable surfaces with

$$\chi(S) = -2p,$$

$$\chi(S') = -2q.$$

Then  $S_g$   $d$ -fold covers  $S$  and  $S_{g'}$   $d$ -fold covers  $S'$ .

We describe the choice of  $\gamma : S^1 \rightarrow S$  since the choice of  $\gamma' : S^1 \rightarrow S'$  is made in the same way. If  $\gamma_g$  is non-separating, let  $\gamma : S^1 \rightarrow S$  be nonseparating. There is a covering map  $p : S_g \rightarrow S$  under which  $\gamma_g$   $d$ -fold covers  $\gamma$ .

If  $\gamma_g$  is separating, suppose

$$S_g = S_{r_1,1} \cup_{\gamma_g} S_{s_1,1}.$$

By Theorem 21(b), there exist relatively prime  $u, v \in \mathbb{Z}$ , dependent on  $C$  so that

$$\frac{\chi(S_{r,1})}{\chi(S_{s,1})} = \frac{ud}{vd}$$

for the same  $d$  as above.

Let  $S_{r,1}$  and  $S_{s,1}$  be orientable surfaces with one boundary component so that

$$\chi(S_{r,1}) = u,$$

$$\chi(S_{s,1}) = v.$$

Let  $S$  be the surface obtained by identifying  $S_{r,1}$  and  $S_{s,1}$  along their boundaries, and let  $\gamma$  be the image of the boundary curves under the gluing. By Lemma 20, there exists a cover  $S_g \rightarrow S$  so that  $\gamma_g$   $d$ -fold covers  $\gamma$ .

Construct  $\gamma' : S^1 \rightarrow S'$  in the same way so  $\gamma_{g'}$   $d$ -fold covers  $\gamma'$ .

Identify  $S$  and  $S'$  along  $\gamma$  and  $\gamma'$  to form  $Y$ . Then  $X$   $d$ -fold covers  $Y$ , so  $\pi_1(Y)$  is a maximal element in  $\mathcal{C}$ .  $\square$

#### REFERENCES

- [1] J. Behrstock and W. Neumann, *Quasi-isometric classification of graph manifold groups*. Duke Math. Jour. **141** (2008), pgs. 217-240.
- [2] M. Bestvina and M. Feighn, *Notes on Sela's work: limit groups and Makanin-Razborov diagrams*. Geometric and Cohomological Methods in Group Theory, LMS Lecture Note Series **358** (2009), pgs 1-29.
- [3] M. Bridson and A. Haefliger, *Metric spaces of non-positive curvature*. Springer-Verlag, Berlin, 1999.
- [4] J. Crisp and L. Paoluzzi, *Commensurability classification of a family of right-angled Coxeter groups*. Proc. Amer. Math. Soc. **136** (2008), pgs. 2343-2349.
- [5] J.F. Lafont, *Diagram rigidity for geometric amalgamations of free groups*. J. Pure Appl. Algebra **209** (2007), pgs. 771-780.
- [6] W. Malone, *Topics in geometric group theory*. Ph.D. thesis, Univeristy of Utah, (2010), pgs. 1-79.
- [7] G. Margulis, *Discrete groups of motions of manifolds of nonpositive curvature*. Proceedings of the Int. Cong. of Math., Vancouver, B.C. **2** (1975), pgs. 21-34.
- [8] C. McMullen, *Kleinian Groups*. <http://www.math.harvard.edu/~ctm/programs/index.html>
- [9] L. Paoluzzi, *The notion of commensurability in group theory and geometry*. RIMS Kkyroku **1836** (2013), pgs. 124-137.
- [10] P. Scott and C.T. Wall, *Topological methods in group theory*. Lon. Math. Soc. Lecture Note Ser., Cambridge Univ. Press, Cambridge **36** (1979), pgs. 137-203.
- [11] J. Serre, *Trees*, Springer, New York, 1980.
- [12] G. Walsh, *Orbifolds and commensurability*. Interactions Between Hyperbolic Geometry, Quantum Topology and Number Theory, Contemporary Mathematics **541** (2011), pgs. 221-231.
- [13] K. Whyte, *Amenability, Bilipschitz equivalence, and the Von Neumann conjecture*. Duke Math. Jour. **99** (1999), pgs. 93-112.