

On the RZ Draconis Sub-stellar Circumbinary Companions

Stability Study of the Proposed Sub-stellar Circumbinary System

Tobias C. Hinse¹, Jonathan Horner^{2,3}, Jae Woo Lee¹, Robert A. Wittenmyer^{3,4}, Chung-Uk Lee¹, Jang-Ho Park¹, and Jonathan P. Marshall⁴

¹ Korea Astronomy and Space Science Institute, 776 Daedukdae-ro, Yuseong-gu, 305-348 Daejeon, Republic of Korea.

² Computational Engineering and Science Research Centre, University of Southern Queensland, Toowoomba, Queensland 4350, Australia.

³ Australian Centre for Astrobiology, University of New South Wales, Sydney 2052, Australia.

⁴ School of Physics, University of New South Wales, Sydney 2052, Australia.

Received: —; Accepted: —

ABSTRACT

Context. Recently, using the light-travel time effect, planets and sub-stellar companions have been proposed to orbit around binary star systems (aka circumbinary companions) as a result of variations in timing of observed eclipses. For the majority of these systems the proposed orbital architecture features crossing orbital configurations as a result of high eccentricities for one, or both, of the companions. For such systems, strong mutual gravitational interactions are expected, resulting in catastrophic orbital instabilities, or collisions between the proposed components, on very short timescales.

Aims. In this paper, we re-examine the primary and secondary eclipse timings of the short-period and semi-detached binary RZ Draconis (RZ Dra), as originally presented in Yang et al. (2010). In their work, the proposed companions have masses of around ≈ 0.07 and $\approx 0.18 M_{\odot}$ with the inner companion on an orbit with moderate eccentricity (0.46) having its apocenter distance crossing the orbit of the outer companion. We show that the companions proposed by Yang et al. (2010) follow highly unstable orbits. In an attempt to find a stable system we have searched the underlying χ^2 parameter space for a best-fit model and carried out an orbital stability study in order to test possible best-fit models. If the binary period changes are truly due to additional massive companions in a hierarchical configuration, they must follow stable orbits.

Methods. For numerical orbital stability calculations we use well-established orbit integration routines. Computations were carried out using large-scale multi-CPU computing environment. Data analysis of times of primary and secondary eclipse is based on the Levenberg-Marquardt least-squares minimisation algorithm using the two-body Keplerian light-travel time effect model.

Results. Despite the wide variety of potential models tested for the RZ Dra system in this work, we found very few models that were stable for even one million years, with the vast majority of systems tested falling apart on timescales of just hundreds of years. It seems likely therefore, that the observed timing variations are not solely the result of massive, unseen companions.

Key words. binaries: close — binaries: eclipsing — stars: individual (RZ Draconis)

1. Introduction

A hierarchical (Evans 1968) multi-body star system is believed to be formed through one or more formation channels. First, van den Berk et al. (2007) considers interaction/capture mechanisms during the formation and dynamical evolution of a globular star cluster. A second mechanism that could explain the existence of such systems is that they could be formed directly from a massive primordial disk involving accretion processes and/or local disk instabilities (Lim & Takakuwa 2006; Duchene et al. 2007; Marzari et al. 2009). A third mechanism follows a chaotic erosion process of a non-hierarchical star system by angular momentum and energy exchange via mutual gravitational interactions. In the latter case, and considering an initial triple-system, Reipurth (2000) provides a schematic outline of three stages that could produce a close binary system with a circumbinary disk from redistribution of circumstellar material after chaotic inter-

actions. The formation of the tightly bound central binary is followed by the transport of the third member to a wider orbit as a result of conservation of energy. In extreme cases, this can result in the third member being ejected completely from the system leaving a tightly-packed close binary on a quasi-Keplerian orbit.

A particular example of a hierarchical multi-body system is a so-called circumbinary system (aka companions on P-type orbits (Schwarz et al. 2011)) in which one or more massive objects orbit a binary star system. Such systems has been recently discovered by KEPLER and the PLANET HUNTERS community¹ (Doyle et al. 2011; Welsh et al. 2012; Orosz et al. 2012a,b). Ofir et al. (2009) presents the results for a search of circumbinary companions based on CoRoT data. The planet orbiting the binary PH-1 (Schwamb et al. 2013; Kostov et al. 2013) is a particularly exotic example of such a system. Here the binary is

¹ www.planethunters.org

a member of a quadruple (or quaternary) hierarchical system where two binary pairs form a gravitationally bound star system. Similar in nature though with no evidence of planetary companions is the HD98800 quadruple system (Furlan et al. 2007). Other types of hierarchical star systems reside in so-called S-type (Schwarz et al. 2011) configurations where one body is orbiting one component of a binary pair. Several examples of such systems have been reported in the literature (Neuhäuser et al. 2007; Chauvin et al. 2007).

A **well-known** technique to detect a hierarchical circumbinary systems is to measure and monitor timing variations of the mid-eclipse times of the central binary (aka times of minimum light). **For a detailed description of its application on detecting circumbinary companions of planetary mass we refer the interested reader to Deeg et al. (2000) and Doyle & Deeg (2004). This technique has recently begun to be applied to the excellent timing data collected by the KEPLER mission, resulting in the recent announcement of the first sub-stellar mass circumbinary companion discovered from that data, orbiting KIC002856960 Lee et al. (2013a).** The fundamental principle of the light-travel time effect (LTT²) makes use of the motion of the binary around the total barycenter of the system. Due to the finite speed of light, the eclipses exhibit delays or advances in the timings of minimum light depending on the orbital position of the binary relative to the observer (Irwin 1952, 1959). This method is particularly attractive as it is observationally time-effective involving only photometric CCD measurements.

In recent times, single and multi-body sub-stellar circumbinary companions to known eclipsing binary systems have been proposed using ground-based timing measurements (Lee et al. 2011, 2012, 2013a,b). The same technique was used to detect candidate circumbinary companions of planetary nature: CM Draconis (Deeg et al. 2000, CM Dra, one companion), DP Leonis (Qian et al. 2010a; Beuermann et al. 2011, DP Leo, one companion), HW Virginis (Lee et al. 2009a, HW Vir, two companions), NN Serpentis (Qian et al. 2009; Beuermann et al. 2010, 2013, NN Ser, two companions), UZ Fornazis (Potter et al. 2011, UZ For, two companions) and HU Aquarii (Qian et al. 2011, HU Aqr, two companions), QS Virginis (Qian et al. 2010b; Almeida et al. 2011, QS Vir, one or two companions). Recently additional circumbinary companions were proposed utilising the LTT effect: RR Caenis (Qian et al. 2012a, RR Cae, one companion), NSVS 14256825 (Almeida et al. 2013, two companions) and NY Virginis (Qian et al. 2012b, NY Vir, one companion).

However, the existence of the proposed multi-body systems has been cast in doubt as a result of a number of studies of the dynamical stability of their orbital architectures. The proposed companions around HU Aqr have been studied in detail, and a series of studies have revealed them to be dynamically unfeasible (Horner et al. 2011; Hinse et al. 2012a; Wittenmyer et al. 2012a; Funk et al. 2011, 2012; Goździewski et al. 2012). The same is true of HW Vir (Horner et al. 2012b) and NSVS 14256825 (Wittenmyer et al. 2013; Hinse et al. 2014). Indeed, of those systems studied in this way, the only one to withstand dynamical scrutiny is that around NN Ser (Horner et al. 2012a; Beuermann et al. 2013), although a recent study of the evolution of the central binary in the NN Ser system suggests that it is unlikely that planetary companions on the proposed orbits could have survived the system’s post-main sequence evolution intact (Mustill et al. 2013). Furthermore, Hinse et al. (2012b) showed that the two sub-stellar companions orbiting around the SZ Herculis (Lee et al. 2012, SZ Her, two companions) binary also fol-

Parameter	RZ Dra(AB)C	RZ Dra(AB)D	Unit
$m \sin I$	0.074 ± 0.004	0.175 ± 0.009	M_{\odot}
$a \sin I$	12.37 ± 1.23	23.88 ± 2.63	AU
e	0.46 ± 0.02	0.287 ± 0.007	
ω	106 ± 1	158 ± 3	deg
T	$2,440,800.9 \pm 69.0$	$2,440,309.2 \pm 802.6$	HJD
P	27.59 ± 0.10	75.62 ± 2.20	year

Table 1. Orbital and mass parameters of the two sub-stellar companions proposed to orbit the RZ Dra Algol-type binary system, taken from Yang et al. (2010) (their Table 5). Here we use the naming convention as proposed by Hessman et al. (2010) to denote eclipsing binaries with additional companions.

low highly unstable orbits. The same situation is also seen for the QS Vir system where Horner et al. (2013) could show that the proposed two-companion system is highly unstable.

Finally, Parsons et al. (2010) present photometric follow-up observations of a number of eclipsing post-common-envelope binaries where they have been able to rule out previous claims for single-object circumbinary companions (e.g., Qian et al. (2009), Qian et al. (2010b)).

In this work we re-examine the observed timing dataset of RZ Dra as presented by Yang et al. (2010). Those authors propose the existence of two additional low-mass dwarfs from two distinct quasi-sinusoidal variations in the times of mutual eclipses. Section 2 presents a dynamical stability analysis of the nominal orbital parameters as derived by Yang et al. (2010). We then continue and give an outline of our data analysis based on the light-travel time effect and describe the least-squares methodology in section 4, where we present a new best-fit model of the two proposed companions. A dynamical analysis of our new model is presented in section 5 and we finish with concluding remarks in section 6.

2. Orbital stability of Yang et al. (2010) model

In their 2010 paper, Yang et al. proposed that the observed variations in the timings of eclipses between the components of the Algol-type binary star system RZ Dra could be explained by the presence of two massive, unseen companions moving on eccentric long-period orbits, as detailed in Table 1. On their nominal best-fit orbits, these two proposed objects can approach one another remarkably closely - with the innermost object (RZ Dra (AB) C)³ having a best-fit apastron distance of 18.06 AU, and the outermost (RZ Dra (AB) D) having a nominal best-fit periastron distance of 17.02 AU. In other words, the nominal best-fit model for the two proposed companions have significant overlap - these stellar-mass companions can cross one another’s orbits.

As we have shown in previous works (e.g. Horner et al. (2011); Wittenmyer et al. (2012a); Horner et al. (2012b); Wittenmyer et al. (2013)), such mutually encountering orbital architectures typically lead to significant dynamical instability, often on timescales of just a few hundred years. Given the age of the systems studied, such instability clearly rules out a planetary origin for the observed variations in the aforementioned systems, suggesting instead that some other astrophysical effect is the cause of the observed timing variations. It is clearly therefore important to examine the dynamical feasibility of the proposed companions to RZ Dra, in order to see whether the “companion hypothesis” of Yang et al. stands up to close scrutiny.

³ We adopt the naming convention as proposed by Hessman et al. (2010).

² sometimes also referred to as LITE (Borkovits & Hegedüs 1996)

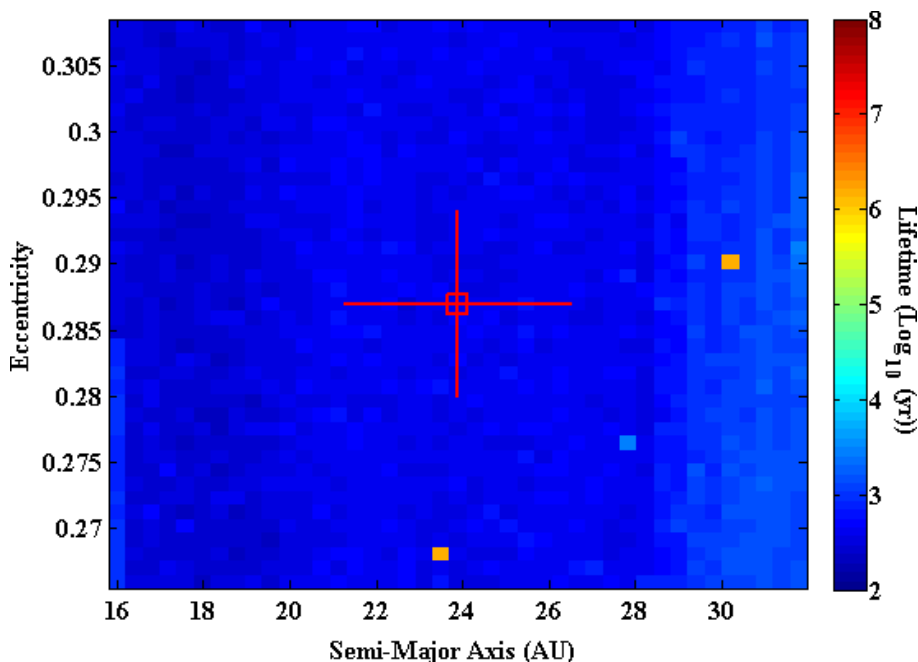


Fig. 1. Dynamical stability of the RZ Dra system, as a function of the semi-major axis, a , and eccentricity, e of RZ Dra (AB) D, for the solution presented in Yang et al., 2010. The nominal best-fit orbit for RZ Dra (AB) D presented in that work is located in the centre of the red box, at $a = 23.88$ AU and $e = 0.287$. The 1σ uncertainties on the semi-major axis and eccentricity are shown by the red crosshairs radiating from the box. The lifetime at each of the 1681 $a - e$ locations plotted in this figure (41 unique a and e values spanning $\pm 3\sigma$ from the nominal best-fit orbit) is the result of 75 distinct simulations, spanning 5 unique values of mean anomaly, M , and 15 unique values of the argument of periastron, ω . The mean lifetime can be seen to vary between ≈ 100 and ≈ 1600 years, demonstrating that the system as proposed in Yang et al. exhibits extreme dynamical instability. See *electronic version for colors*.

In order to study the dynamical stability of the proposed companions (RZ Dra (AB) C and D), we used the HYBRID integration algorithm within the n -body dynamics package MERCURY (Chambers 1999). In this work we used a constant integration time step of 1 day in all our orbit integrations. The error tolerance parameter was set to one part in 10^{12} which ensures accurate integrations (using the Bulirsch-Stoer algorithm) of high-eccentricity orbits and eventual close encounters. As in our earlier work (e.g. Marshall et al. (2010); Horner et al. (2011); Horner et al. (2012b); Robertson et al. (2012a,b); Wittenmyer et al. (2012b)), we performed a large number of discrete simulations, each following the dynamical evolution of one potential RZ Dra system. As in those earlier works, we held the initial orbital elements of the better constrained of the two companions (in this case, RZ Dra (AB) C) fixed at their nominal best-fit values (as detailed in Table 1). We then systematically varied the initial semi-major axis, a , eccentricity, e , argument of periastron, ω , and mean anomaly, M , of the orbit of RZ Dra (AB) D across their full $\pm 3\sigma$ range, thereby creating a wide variety of test systems, which were then integrated for a period of 100 Myr. In each test system, the dynamical evolution of the two companions was followed until a break-up of the system was detected - either through the ejection of one or other of the two companions (to a distance of 50 AU - sufficiently distant that the sub-stellar components could only reach this distance if significant mutual interaction has occurred), through mutual collision between the two companions, or when one of the companions collided with the central bodies. If the test system fell apart in this manner, the time of its demise was recorded.

In total, the dynamical evolution of 126075 trial systems was considered within our numerical stability analysis. 41 distinct values of a were tested, spread evenly across the $\pm 3\sigma$ range (i.e. between $a = 15.99$ and $a = 31.77$ AU). For each of these a values, 41 unique values of e were tested, again evenly distributed over the $\pm 3\sigma$ range (between $e = 0.266$ and $e = 0.308$). For each of these 1681 $a - e$ pairs, 15 unique ω values were tested, and at each of these 25215 $a - e - \omega$ trials, 5 unique mean anomalies were tested.

The results of our simulations can be seen in Figure 1. It is immediately apparent that the system as proposed in Yang et al.,

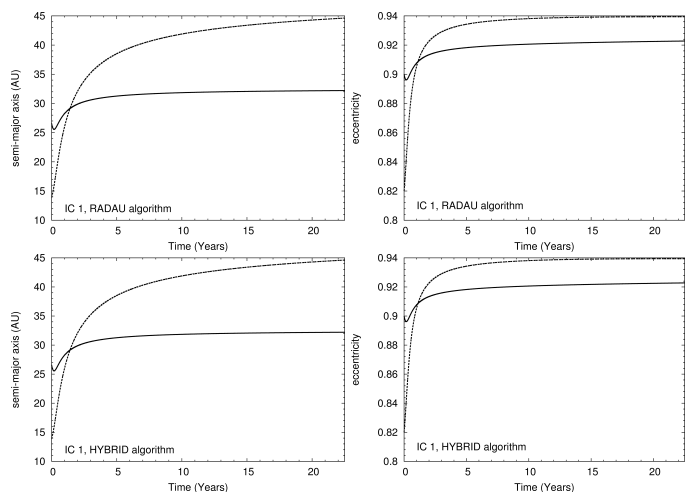


Fig. 2. Results from numerical tests considering the orbits of the two companions as shown in Fig. 5. Here we consider a initial condition (IC 1) where the outer companion has been assigned an initial eccentricity of 0.90 (black dot in Fig. 5). All other parameters are as shown in Table 2. For the RADAU algorithm (top panels) we used an initial time step of 0.001 days. For the HYBRID algorithm (bottom panels) we used a constant time step of 1 day. For both algorithms we used an accuracy parameter of 10^{-12} . Orbital elements are sampled every day and are plotted until the ejection time of RZ Dra(AB)C at around 22 years.

2010, is extremely unstable - with mean lifetimes ranging between ≈ 100 years and ≈ 1600 years. Indeed, the longest lived of the 126075 systems tested fell apart after just 173000 years. A remarkable 21% of the test architectures were unstable on timescales of less than 100 years (25805 of the 126075 systems tested). Over 88% of the systems fell apart within 1000 years (111225 of the systems tested). Whilst it is clear from the figure that the stability of the proposed system does increase somewhat as the separation of the companions is increased, this effect is clearly insufficient to allow the proposed companions to survive on sufficiently long timescales for their existence to be reasonable. The likelihood of, by chance, observing the RZ Dra system within the last thousand years (or even the last hundred thou-

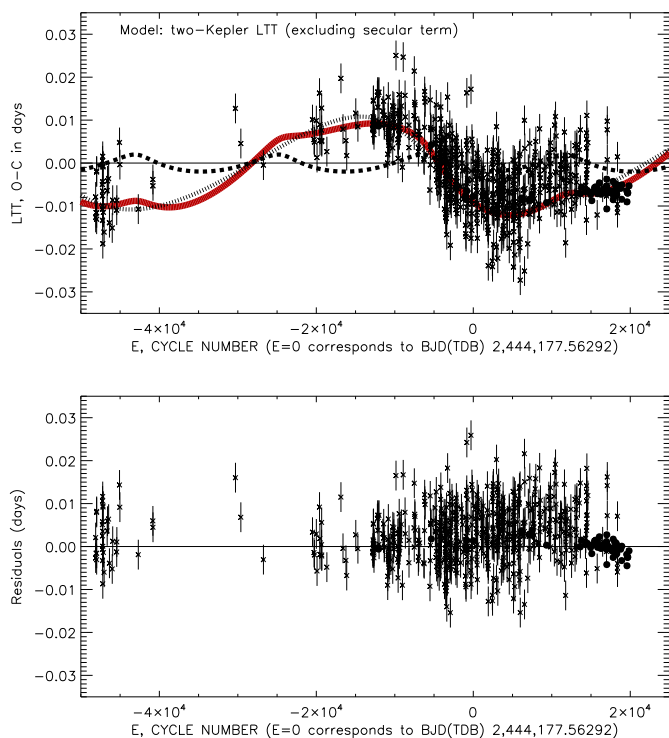


Fig. 3. Best-fit two-Kepler LTT model without secular parameter with reduced $\chi_r^2 = 12.7$. The best-fit model parameters are shown in Table 2. In the top panel the LTT signal with smaller/larger amplitude corresponds to the inner/outer companion. The bottom panel shows the residuals between the data and best-fit model. We note that, judging by eye, a slight asymmetry is present in the residuals with $O - C > 0$ for $E > 0$.

sand years) before the destruction or ejection of the companions seems small.

We have tested the accuracy of our numerical computations by comparing the results from several HYBRID integrations with results obtained from accurate RADAU integrations. In Fig. 2 we show the results of integrating an orbit (black dot in Fig. 5) of the outer companion with initially high eccentricity. For the chosen integration time step and accuracy parameters we conclude that the HYBRID integrations are reliable since the two orbits seem to follow the same time evolution until the inner companion is ejected after some 20 years. Orbits integrated with the RADAU algorithm are generally considered as producing reliable results. We carried out similar spot tests for other initial conditions with similar outcome.

As was the case for a number of other proposed circumbinary systems (Horner et al. 2011; Wittenmyer et al. 2012a, HU Aqr); HW Vir (Horner et al. 2012b); and NSVS 14256825 (Wittenmyer et al. 2013)), the RZ Dra system proposed by Yang et al. (2010) does not stand up to dynamical scrutiny. If massive companions do exist within that system, they must clearly move on orbits far different to those proposed in the discovery work. The likelihood of observing the RZ Dra system in the last 1,000 years (or even 100,000 years) before the destruction or ejection of its companions, by chance, is vanishingly small given the host system’s lifetime extends several hundred million years.

3. Data analysis and LTT model

We have used the same timing data⁴ set as Yang et al. (2010) along with their adopted timing precisions. In order to remove systematic offsets in the measured times of minimum light we have transformed the HJD (Heliocentric Julian Dates) time stamps (all assumed to be in the UTC time standard) to BJD (Barycentric Julian Dates) times in the TDB (Barycentric Dynamical Time) time standard using the transformation routines in Eastman et al. (2010). Timing measurements earlier than JD 2,433,266.0 are limited by the DE405 JPL Planetary Ephemeris⁵ (Giorgini et al. 1996) and hence were transformed by omitting the light-travel time corrections from the Einstein and Shapiro effects (J. Eastman, priv. comm.). Since these effects contribute with timing precision to much less than one second, we judge them to be negligible in this work and thus have been omitted.

For an idealised, unperturbed and isolated binary system, the linear ephemeris of future/past (primary) mid-eclipse events can be computed from

$$T_C(E) = T_0 + P_0 E, \quad (1)$$

where E denotes the cycle number, T_0 is the reference epoch of some primary eclipse, and P_0 measures the eclipsing period of RZ Dra. A linear regression on the 680 recorded eclipse times allows the determination of P_0 to a high precision. In this work, we chose to place the reference epoch at the same date as in Yang et al. (2010). This is relatively close to the middle of the overall data set and would avoid parameter correlation between T_0 and P_0 during the fitting process. In the following we briefly outline the LTT model as used in this work.

3.1. Analytic LTT model

The model used in this work is similar to the formulation of a single light-travel time orbit introduced by Irwin (1952). In this model, the two binary components are assumed to represent one single object with a total mass equal to the sum of the masses of the two stars. If a circumbinary companion exists, then the combined binary mass follows an orbit around the system barycenter. The eclipses are then given by Eq. 1. This defines the LTT orbit of the binary. The underlying reference system has its origin at the centre of the LTT orbit.

Following Irwin (1952), if the observed mid-eclipse times exhibit a sinusoidal variation (due to an unseen companion), then the quantity $O - C$ measures deviation from the linear ephemeris possibly attributable to the light-travel time effect and is given by

$$(O - C)(E) = T_O(E) - T_C(E) = \sum_{i=1}^2 \tau_i, \quad (2)$$

where T_O denotes the measured time of an observed mid-eclipse, summed over i circumbinary companions. We here use the notion “eclipse timing diagram” when plotting the quantity “ $O - C$ ” as a function of time.

We note that $\tau_1 + \tau_2$ is the combined LTT effect from two *separate* two-body LTT orbits. The quantity τ_i is given by the

⁴ We note that new timing data exists as published by Erdem et al. (2011). These data points were not included in the analysis presented here.

⁵ <http://ssd.jpl.nasa.gov/?horizons>

Parameter	two-LTT		Unit
	τ_1 ($i = 1$)	τ_2 ($i = 2$)	
χ_r^2	12.75		-
RMS	535		seconds
T_0	$2,444,177.56292 \pm 1.1 \times 10^{-5}$		BJD
P_0	$0.5508761461 \pm 5.1 \times 10^{-10}$		days
$a_{b,i} \sin I_{b,i}$	0.34 ± 0.03	1.90 ± 0.05	AU
$e_{b,i}$ (or $e_{1,2}$)	0.82 ± 0.27	0.62 ± 0.42	-
$\omega_{b,i}$	129 ± 33	325 ± 56	deg.
$T_{b,i}$	$2,443,429 \pm 212$	$2,441,573 \pm 325$	BJD
$P_{b,i}$ (or $P_{1,2}$)	11479 ± 5883	28807 ± 8921	days
$m_i \sin I_i$	0.07 ± 0.01	0.40 ± 0.12	M_\odot
$a_i \sin I_i$	13.9 ± 5.31	26.6 ± 5.81	AU
e_i	0.82 ± 0.27	0.62 ± 0.42	-
ω_i	309 ± 33	145 ± 56	deg
P_i	11479 ± 5883	28807 ± 8921	days

Table 2. Best-fit parameters for the LTT orbits of RZ Dra corresponding to Fig. 3. Subscripts 1,2 refer to the circumbinary companions with $i = 1$, the inner, and $i = 2$, the outer, companions. RMS measures the root-mean-square scatter of the data around the best fit model. Uncertainties for the companion's semi-major axis ($a_i \sin I_i$) have been derived from Kepler's 3rd law using the largest uncertainty. The mass of the companions were held constant in the error propagation.

following expression for each companion (Irwin 1952):

$$\tau_i = K_{b,i} \left[\frac{1 - e_{b,i}^2}{1 + e_{b,i} \cos f_{b,i}} \sin(f_{b,i} + \omega_{b,i}) + e_{b,i} \sin \omega_{b,i} \right], \quad (3)$$

where $K_{b,i} = a_{b,i} \sin I_{b,i} / c$ is the semi-amplitude of the light-time effect (in the $O - C$ diagram) with c measuring the speed of light and $I_{b,i}$ is the line-of-sight inclination of the LTT orbit relative to the sky plane, $e_{b,i}$ the orbital eccentricity, $f_{b,i}$ the true anomaly and $\omega_{b,i}$ the argument of pericenter. The 5 model parameters for a single LTT orbit are given by the set $(a_{b,i} \sin I_{b,i}, e_{b,i}, \omega_{b,i}, T_{b,i}, P_{b,i})$. The time of pericentre passage $T_{b,i}$ and orbital period $P_{b,i}$ are introduced due to expressing the true longitude as a time-like variable via the mean anomaly $M = n_{b,i}(T_0 - T_{b,i})$, with $n_{b,i} = 2\pi/P_{b,i}$ denoting the mean motion of the combined binary in its LTT orbit. Computing the true anomaly as a function of time (or cycle number) requires the solution of Kepler's equation. We refer to Hinse et al. (2012a) for more details.

4. Method of least-squares fitting and parameter uncertainties

The overall procedure of finding a best-fit model follows the methodology as outlined in Hinse et al. (2012a) using a least-squares minimisation algorithm as implemented in MPFIT (Markwardt 2009). We considered several models. First we started to fit a single-companion LTT model to the data with 7 freely varying parameters (680-7 degrees of freedom). Considering a few ten thousand initial random guesses (all parameters randomised as in Hinse et al. (2012a)) we found the reduced best-fit statistic χ_r^2 to be no less than 10^4 indicating a one-companion model to be inadequate to describe the data. We then fitted for a two-companion model with all (12) parameters allowed to vary freely (680-12 degrees of freedom). A significantly better fit was found with $\chi_r^2 \approx 13$. To investigate the possibility of a secular trend in the timing data set (representing a linear period decrease by mass transfer) we conducted an independent best-fit model search by adding an additional term to Eq. 2 which is quadratic in time (or cycle number). However, upon inspecting the residual plots we were not convinced

about the necessity of adding an additional free parameter. We judged that no obvious secular parabolic trend was present in the dataset. For a one-companion model with a quadratic trend we refer to Erdem et al. (2011). Our best-fit two-companion model and resulting best-fit parameters are shown in Fig. 3 and Table 2.

During this study (in conjunction with previous studies, e.g. Horner et al. (2012b)) we found that the formal parameter errors as obtained from the best-fit co-variance matrix are too optimistic. We have therefore determined parameter errors from Monte Carlo Bootstrap experiments (Goździewski et al. 2012). For each bootstrap dataset we used the best-fit model as our initial guess and recorded the resulting parameters. We generated 10^6 bootstrap simulations. From the resulting distributions we determined the 1- σ uncertainty in each parameter to be the 68.2% percentile interval. A graphical representation of our confidence intervals is given in Fig. 4 showing a two-dimensional joint-confidence parameter scan of the χ_r^2 statistic. Here we consider the dependency between the period and eccentricity parameters of the outer companion as well as the reference epoch and the binary period. The 1- σ confidence level agrees well with the outcome of our bootstrap experiment.

5. Dynamical stability of our new best-fit model

Having derived a new Keplerian model for the observed timing variations in the RZ Dra system, we once again carried out a detailed dynamical study of the proposed orbits. Following the same procedure as described in section 2, we held the initial orbital elements of RZ Dra (AB) C fixed at their nominal best-fit values, and created 126075 test systems in which the initial semi-major axis, eccentricity, mean anomaly and argument of periastron for RZ Dra (AB) D were systematically varied across the $\pm 3\sigma$ range around their nominal best-fit values. Once again, we considered 41 discrete values of a and e , 15 unique values of ω and 5 unique values of M . Due to the large values of a and e allowed by the $\pm 3\sigma$ range, the initial apastron distance for RZ Dra (AB) D can range as high as 88.06 AU - and so we set the ejection distance as 150 AU in this case, so that objects are only considered to be ejected if they have experienced significant orbital perturbations.

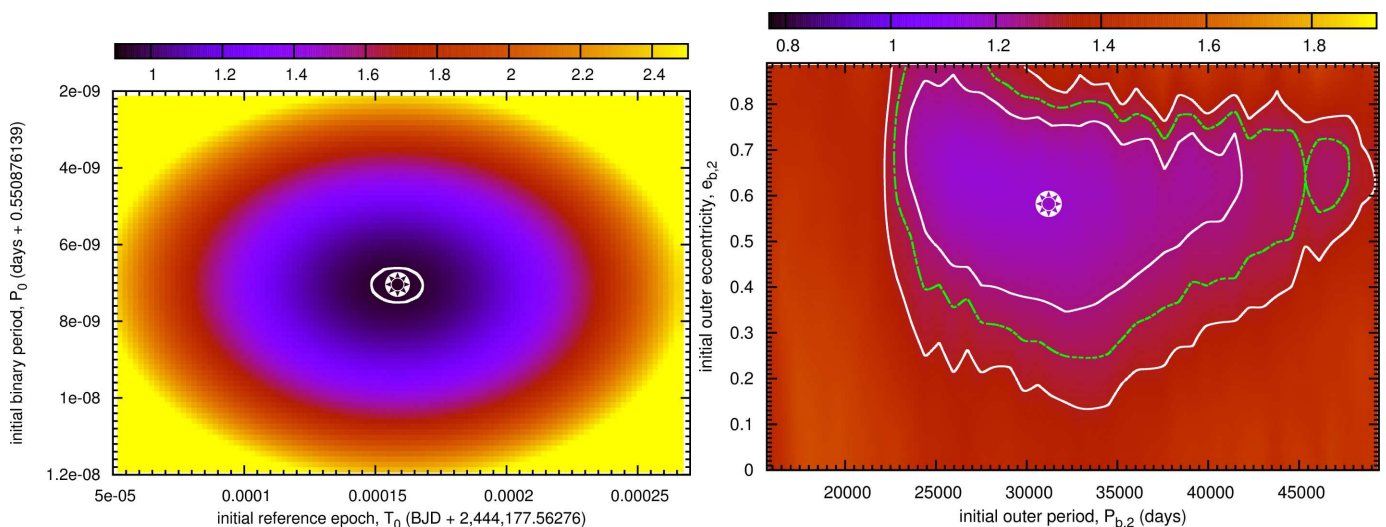


Fig. 4. Two-dimensional parameter scans of the χ_r^2 statistic in a neighborhood around the best-fit model (marked with an asterisk symbol) considering the two-companion model. The colorbar is scaled with the value of our best-fit model representing 1. Contour lines show the 1- σ (left panel) and 1-,2-,3- σ (right panel) confidence level curves around the best-fit model. *See electronic version for colors.*

The results of our simulations are shown in Figure 5. As was the case for the companions proposed by Yang et al., the new model parameters leads to extremely unstable orbits. The entire region spanned by the $\pm 1\sigma$ uncertainties features mean lifetimes measured in thousands of years, and the only (very small) regions where the stability is measured in hundreds of thousands of years, or even just over a million years, are located a large distance from the nominal best-fit model.

On the basis of these results, it seems reasonable to conclude that the observed variations in the timing of the eclipses in the RZ Dra system are not the result of the gravitational influence of two unseen companions - such companions would be so massive, and move on such extreme orbits, that they would destabilise one another on timescales of hundreds of years - far shorter than the typical lifetime of the host binary system. **We would like to remind the reader that the nature of near-contact binaries is not well-known. Currently there is a common consensus that near-contact binaries are intermediate objects observed between two contact phases. In contact binaries mass and energy exchange between the two components can be significant which may and should affect the interior structure of the stars. The orbital distance between the two stellar surfaces is just a few percent of the stellar radii. We therefore anticipate that stellar mass-transfer is possible for via a flare that moves matter from one component to the other. This could cause a sudden period change of the eclipsing binary resulting in the observation of ETVs.**

6. Discussion & Conclusion

Based on measurements of primary and secondary eclipse times Yang et al. (2010) proposed to interpret the timing variation due to two circumbinary companions. The two bodies they propose are very low mass stars with minimum mass $0.07 M_\odot$ for the inner and $0.18 M_\odot$ for the outer companion. From their best-fit model the inner companion's apocenter distance is at ≈ 18 AU and the outer companion's pericenter distance is ≈ 17 AU, implying a crossing-orbit architecture. We tested the dynamical feasibility of the proposed best-fit orbits by exploring a large grid of initial conditions using direct n -body integrations. The results of our simulations exploring the (a, e) -space are shown

in Fig. 1. All of the tested orbits were highly unstable, and resulted in either the break-up of the system or collisions between the two bodies. We found that the mean lifetimes range between 100 and 1600 years. **In this work we have not considered mutually inclined orbits between the two companions. For the interested reader, we would like to point to the works of (Horner et al. 2011; Hinse et al. 2012b; Horner et al. 2013, 2014; Wittenmyer et al. 2014) who investigated the effect of mutually inclined orbits leading to the result of little improvement to the overall dynamical stability. However, the only exception to this finding were those scenarios for which the two planets were placed on anti-coplanar orbits - in other words, where they moved in the same plane, but with a mutual orbital inclination of 180 degrees. This setup predictably led to extremely stable systems whenever the two planets were not placed on orbits that crossed one another (which led to extreme instability). We judge that such an orbital architecture, whilst of theoretical interest, seems highly physically implausible, and so need not be considered further at this time.**

We then searched for and determined a new best-fit model using the complete set of timing measurements transformed from HJD to BJD time standard. We found a new best-fit model with parameters shown in Table 2. Compared to the orbital parameters given in Yang et al. (2010) our new model assigned higher eccentricities to the orbits of the companions and increased the mass of the outer companion to $0.4 M_\odot$. We then tested the our new model parameters for dynamical stability and found life-times of only a few hundred years (Fig. 5).

On the basis of our dynamical simulations we conclude the two companion hypothesis around RZ Dra does not stand up to scrutiny. At this point we would like to emphasize on the robustness of our stability analysis. First we have carried out tests which demonstrate that the results obtained from HYBRID integrations are reliable. Second, our dynamical setup replaces the two binary components as a single massive object. In that sense our setup considers a system which favours dynamical stability by ignoring the gravitational perturbations from a extra (significant in mass) body. If no stable orbits are found in this simplified system it is generally hard to conceive how stable orbits are ensured by adding an additional perturbing force to the

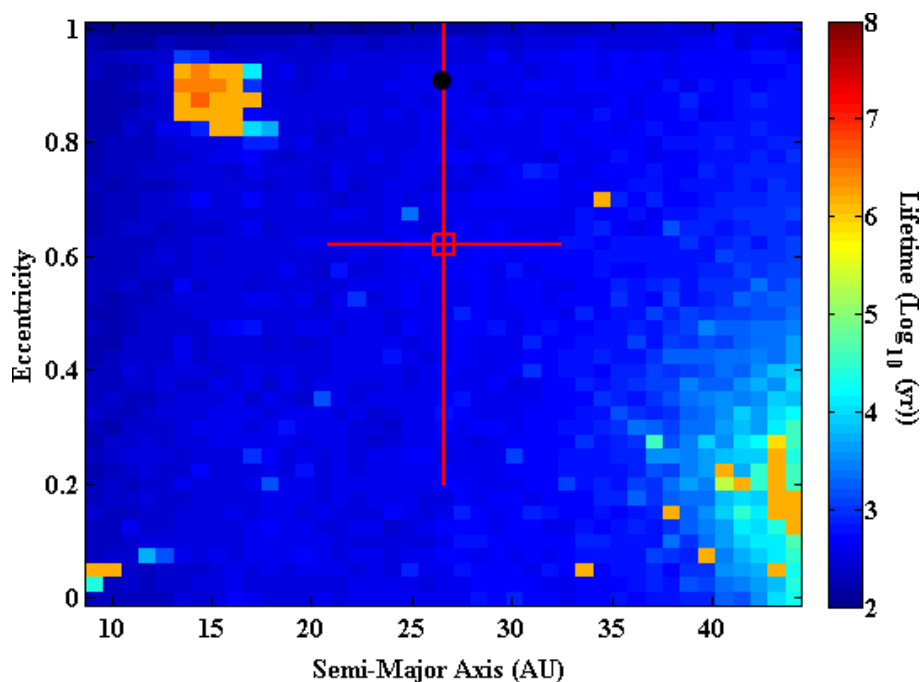


Fig. 5. Dynamical stability of the RZ Dra system, as a function of the semi-major axis, a , and eccentricity, e of RZ Dra (AB) D, for the alternative solution presented in this work. The nominal best-fit orbit for RZ Dra (AB) D is located in the centre of the red box, at $a = 26.6$ AU and $e = 0.62$. The 1σ uncertainties on the semi-major axis and eccentricity are shown by a crosshair. Almost all the tested models, particularly those within the $\pm 1\sigma$ uncertainties, are dynamically unstable on remarkably short timescales. A few regions display stability on timescales of around a million years, but these are all located at the extreme edges of the plot, almost $\pm 3\sigma$ away from the nominal best fit orbit. The black dot is the location of a test orbit as discussed in section 2. See *electronic version for colors*.

system. From an intuitive point of view adding more perturbing forces will increase the effect and possibility of chaos and hence favours orbital instabilities. Another aspect of replacing the two binary components by a single body is an issue of being consistent with the LTT model which assumes the binary to be a single massive object.

It is clearly important, therefore, to consider what other mechanisms could account for the observed variations. In Fig. 3 we have some indication by an asymmetric distribution of the residuals of additional effects that might be causing a period change. The orbital periods of many binary systems have varied due to some combination of secular and/or cyclical variations. Generally, the quasi-sinusoidal timing variations could be produced by at least three physical causes: (1) apsidal motion in an elliptical orbit of the binary, (2) a light-travel-time (LTT) effect (or several) due to additional companion(s), or (3) cyclical changes of magnetic activity of the component stars with deep convective envelope. The secular variations can be interpreted as being caused by either mass transfer between the two component stars or by angular momentum loss (AML).

In case of RZ Dra, because the binary has a circular orbit, the cyclical variations cannot be described by apsidal motion. Further, Yang et al. (2010) ruled out the magnetic activity cycles because the variations of the gravitational quadrupole moment (ΔQ) are two orders of magnitude smaller than typical values of $10^{51} - 10^{52}$ for close binaries. This finding is further supported by a recent study (Lanza 2006) which indicates that the magnetic mechanism (Applegate model) is not sufficiently effective to explain the period modulation of close binaries with a late-type secondary.

However, the eclipsing pair of RZ Dra is a semi-detached binary with the less massive secondary filling its inner Roche lobe Yang et al. (2010). In such semi-detached binaries, a secular variation (quadratic term) could be produced through a mass transfer from the secondary to the primary star, AML due to a magnetic stellar wind, or the combination of the two aforementioned mechanisms. The mass transfer cause a period increase (upward parabola), while the AML a period decrease (downward parabola). In this work we considered a quadratic + two-LTT

model (see Section 4), but we were not able to convincingly detect either one of these trends in the residuals. However, a secular variation may be hidden in the timing data set and this system may be in a weak phase of mass transfer. We refer to Erdem et al. (2011) who considered a quadratic + 1-LTT model.

Furthermore, the presence of systematic residuals shown in Fig. 3 might be due to an apparent phase shift of the real conjunctions due to asymmetrical eclipse minima originating from starspot activity (Lee et al. 2009b). The effects of starspots on timing measurements of eclipsing binaries were also studied by Watson & Dhillon (2004).

At present we can not rule out that most of the timing measurements have been underestimated and hence the plotted errorbars in Fig. 3 could be much larger than stated in the literature. To obtain an idea of the timing uncertainty we scrutinized table 4 in Yang et al. (2010) and noticed the visual recording of the same secondary eclipse (presumably by two observers) on the night of HJD 2,442,984 (July 24, 1976; we refer to the VO ASCII data file available on-line). The first observer measured the secondary eclipse to be at HJD 2,442,984.637 and the second observer measured the same eclipse event to occur at HJD 2,442,984.641. These observations suggests a larger uncertainty since the time of minimum light from the visual observations differ by more than 5 minutes (over 300 seconds). This assumes, of course, that the entry in the corresponding VO file is neither a duplicated entry or typing error. If times of minimum light truly have a precision of 0.003 days, then most of the variation seen in Fig. 3 would be within the noise-level of timing estimates. In general, Eastman et al. (2010) recommend that uncertainties of at least 60 seconds should be used for the timing precision, if the time standard has not been specified explicitly.

We therefore encourage future follow-up observations of eclipsing binaries to obtain as precise timing measurements as possible for RZ Dra and other systems mainly characterised via visual measurements of the minima. Several monitoring programs are currently running or in planning (Sybilski et al. 2010; Pribulla et al. 2012) within the context of searching for circumbinary companions of planetary, sub-stellar and stellar nature.

Acknowledgements. We would like to thank the anonymous referee for improving this research paper. Research by TCH is carried out at the Korea Astronomy and Space Science Institute (KASI) under the KRFCF (Korea Research Council of Fundamental Science and Technology) Young Scientist Research Fellowship Program. Numerical simulations were carried out on “Pluto” Computing Cluster at KASI and the SFI/HEA Irish Centre for High-End Computing (ICHEC). TCH, JWL, CUL & JHP acknowledges support from KASI registered under grant number 2013-9-400-00/2014-1-400-06. Astronomical research at Armagh Observatory is funded by the Department of Culture, Arts and Leisure (DCAL). JPM is supported by Spanish grant AYA 2011-26202. This work was supported by iVEC through the use of advanced computing resources located at the Murdoch University, in Western Australia. This research has made use of NASA’s Astrophysics Data System (ADS).

References

- Almeida, L. A., Jablonski, F., 2011, *IAUS*, 276, 495
 Almeida, L. A., Jablonski, F., Rodrigues, C. V., 2013, *ApJ*, 766, 11
 Beuermann, K., Hessman, F. V., Dreizler, S. et al., 2010, *A&A*, 521, 60
 Beuermann, K., Buhlmann, J., Diese, J. et al., 2011, *A&A*, 526, 53
 Beuermann, K., Dreizler, S., Hessman, F. V., 2013, *A&A*, 555, 133
 Borkovits, T., & Hegedüs, T., 1996, *A&AS*, 120, 63
 Chambers, J. E., 1999, *MNRAS*, 304, 793
 Chauvin, G., Lagrange, A.-M., Udry, S., Mayor, M., 2007, *A&A*, 475, 723
 Deeg, H. J., Doyle, L. R., Kozhevnikov, V. P. et al., 2000, *A&A*, 358, 5
 Doyle, L. R., Deeg, H.-J., 2004, *IAUS*, 213, 80
 Doyle, L. R., Carter, J. A., Fabrycky, D. C. et al., 2011, *Science*, 333, 1602
 Duchêne, G., Bontemps, S., Bouvier, J., et al., 2007, *A&A*, 476, 229
 Eastman, J., Siverd, R., Gaudi, B. S., 2010, *PASP*, 122, 935
 Erdem, A., Zola, S., Winiarski, M., 2011, *New Astronomy*, 16, 6
 Evans, D. S., 1968, *QJRAS*, 9, 388
 Funk, B., Eggl, S., Gyergyovits, M. et al., 2011, *EPSC-DPS*, 1725
 Funk, B., Eggl, S., Gyergyovits, M., et al., 2012, *IAUS*, 282, 446
 Furlan, E., Sargent, B., Calvet, N. et al., 2007, *ApJ*, 664, 1176
 Giorgini, J. D., Yeomans, D. K., Chamberlin, A. B. et al., 1996, *BAAS*, 28, 1158
 Goździewski, K., Nasiroglu, I., Słowikowska, A. et al., 2012, *MNRAS*, 425, 930
 Hessman, F. V., Dhillon, V. S., Winget, D. E. et al., 2010, *astro-ph*, arXiv:1012.0707H
 Hinse, T. C., Lee, J. W., Haghighipour, N. et al. 2012a, *MNRAS*, 420, 3609
 Hinse, T. C., Goździewski, K., Lee, J. W. et al., 2012b, *AJ*, 144, 34
 Hinse, T. C., Lee, J. W., Goździewski, K. et al., 2014, *MNRAS*, 438, 307
 Horner, J., Marshall, J. P., Wittenmyer, R. A., & Tinney, C. G. 2011, *MNRAS*, 416, L11
 Horner, J., Wittenmyer, R. A., Hinse, T. C., Tinney, C. G., 2012a, *MNRAS*, 425, 749
 Horner, J., Hinse, T. C., Wittenmyer, R. A., Marshall, J. P., Tinney, C. G., 2012b, *MNRAS*, 427, 2812
 Horner, J., Wittenmyer, R. A., Hinse, T. C. et al., 2013, *MNRAS*, 435, 2033
 Horner, J., Wittenmyer, R. A., Hinse, T. C., Marshall, J. P., 2014, *MNRAS*, 439, 1176
 Irwin, J. B., 1952, *ApJ*, 116, 211
 Irwin, J. B., 1959, *AJ*, 64, 149
 Kostov, V. B., McCullough, P., Hinse, T. C. et al., 2013, *ApJ*, 770, 52
 Lanza, A. F., 2006, *MNRAS*, 369, 1773
 Lee, J. W., Kim, S.-L., Kim, C.-H., et al., 2009a, *AJ*, 137, 3181
 Lee, J. W., Youn, J.-H., Lee, C.-U. et al., 2009b, *AJ*, 138, 478
 Lee, J. W., Kim, S.-L., Lee, C.-U. et al., 2011, *AJ*, 142, 12
 Lee, J. W., Lee, C.-U., Kim, S.-L. et al., 2012, *AJ*, 143, 34
 Lee, J. W., Kim, S.-L., Lee, C.-U. et al., 2013a, *ApJ*, 763, 74
 Lee, J. W., Hinse, T. C., Park, J.-H., 2013b, *AJ*, 145, 100
 Lim, J., Takakuwa, S., 2006, *ApJ*, 653, 425
 Markwardt, C. B., 2009, *ASPCs*, "Non-linear Least-squares Fitting in IDL with MPFIT", *Astronomical Data Analysis Software and Systems XVIII*, eds. Bohlender, D. A., Durand, D., Dowler, P.
 Marshall, J., Horner, J., Carter, A., 2010, *International Journal of Astrobiology*, 9, 259
 Marzari, F., Scholl, H., Thébault, P., Baruteau, C., 2009, *A&A*, 508, 1493
 Mustill, A., Marshall, J. P., Villaver, E. et al., 2013, *MNRAS*, 437, 1404
 Neuhäuser, R., Mugrauer, M., Fukagawa, M., Torres, G., Schmidt, T., 2007, *A&A*, 462, 777
 Ofir, A., Deeg, H. J., Lacy, C. H. S., 2009, *A&A*, 506, 445
 Orosz, J. A., Welsh, W. F., Carter, J. A. et al., 2012a, *Science*, 337, 1511
 Orosz, J. A., Welsh, W. F., Carter, J. A. et al., 2012b, *ApJ*, 758, 87
 Parsons, S. G., Marsh, T. R., Copperwheat, C. M. et al., 2010, *MNRAS*, 407, 2362
 Potter, S. B. Romeo-Colmenero, E., Ramsay, G. et al., 2011, *MNRAS*, 416, 2202
 Pribulla, T., Vaňko, M., Ammler-von Eiff, M. et al., 2012, *AN*, 333, 754
 Qian, S.-B., Dai, Z.-B., Liao, W.-P., et al., 2009, *ApJ*, 706, L96
 Qian, S.-B., Liao, W.-P., Zhu, L.-Y., Dai, Z.-B., 2010a, *ApJ*, 708, L66
 Qian, S.-B., Liao, W.-P., Zhu, L.-Y. et al., 2010b, *MNRAS*, 401, L34
 Qian, S.-B., Liu, L., Liao, W.-P. et al., 2011, *MNRAS*, 414, L16
 Qian, S.-B., Liu, L., Zhu, L.-Y. et al., 2012a, *MNRAS*, 422, 24.
 Qian, S.-B., Zhu, L.-Y., Dai, Z.-B. et al., 2012b, *ApJ*, 745, 23
 Reipurth, B., 2000, *AJ*, 120, 3177
 Robertson, P., Endl, M., Cochran, W. D., et al., 2012a, *ApJ*, 749, 39
 Robertson, P., Horner, J., Wittenmyer, R. A., et al., 2012b, *ApJ*, 754, 50
 Schwamb, M. E., Orosz, J. A., Carter, J. A. et al., 2013, *ApJ*, 768, 127
 Schwarz, R., Haghighipour, N., Eggl, S., Pilat-Lohinger, E., Funk, B., 2011, *MNRAS*, 414, 2763
 Sybilski, P., Konacki, M., Kozłowski, S., 2010, *MNRAS*, 405, 657
 van den Berk, J., Portegies Zwart, S. F., McMillan, S. L. W., 2007, *MNRAS*, 379, 111
 Watson, C. A. & Dhillon, V. S., 2004, *MNRAS*, 351, 110
 Welsh, W. F., Orosz, J. A., Carter, J. A. et al., 2012, *Nature*, 481, 475
 Wittenmyer, R. A., Horner, J., Marshall, J. P., Butters, O. W., & Tinney, C. G. 2012a, *MNRAS*, 419, 3258
 Wittenmyer, R. A., Horner, J., Tuomi, M. et al., 2012b, *ApJ*, 753, 169
 Wittenmyer, R. A., Horner, J., & Marshall, J. P. 2013, *MNRAS*, 431, 2150
 Wittenmyer, R. A., Tan, X., Lee, M. H. et al., 2014, *ApJ*, 780, 140
 Yang, Y.-G., Li, H.-L., Dai, H.-F., Zhang, L.-Y., 2010, *AJ*, 140, 1687