

Spinner: Scalable Graph Partitioning for the Cloud

Claudio Martella
VU University Amsterdam
c.martella@vu.nl

Dionysios Logothetis
Telefonica Research
dl@tid.es

Georgos Siganos
Telefonica Research
georgos@tid.es

ABSTRACT

Several organizations, like social networks, store and routinely analyze large graphs as part of their daily operation. Such graphs are typically distributed across multiple servers, and graph partitioning is critical for efficient graph management. Existing partitioning algorithms focus on finding graph partitions with good locality, but they disregard the pragmatic challenges of integrating partitioning into large-scale graph management systems deployed on a cloud.

In this paper, we aim at a solution that performs substantially better than the most practical solution currently used, hash partitioning, but is nearly as practical. We propose *Spinner*, a scalable and adaptive graph partitioning algorithm based on label propagation. *Spinner* scales to massive graphs, produces partitions with locality and balance comparable to the state-of-the-art and efficiently adapts the partitioning upon changes. We describe our fully decentralized algorithm and its implementation in the Pregel programming model that makes it possible to partition billion-vertex graphs. We evaluate *Spinner* with a variety of synthetic and real graphs and show that it can compute partitions with quality comparable to the state-of-the-art. In fact, by integrating *Spinner* into the Giraph graph analytics engine, we speed up different applications by a factor of 2 relative to standard hash partitioning.

1. INTRODUCTION

Graph partitioning is a core component for scalable and efficient graph processing. The size of graphs available today, whether a social network, the Web, or a protein interaction network [9], requires graph management systems [16, 8, 18, 20] to distribute the graph across clusters or clouds. Due to the inherent dependencies that characterize graphs, the parallel operations of such systems produce frequent communication and coordination between the machines, with high impact on runtime performance [15].

Integrating graph partitioning in real-world deployments of graph management systems introduces a number of pragmatic challenges that are disregarded by existing solutions. First, *the scale* of the graphs managed by such systems often reaches billions of vertices and edges. Although approaches like Metis [10, 11] produce partitionings with good locality and balance, the high computational

cost and the dependency on a global view of the graph limit their scalability [23, 12, 22]. As a result, system designs often resort to lightweight solutions, such as hash partitioning, despite the poor locality they offer. Second, graphs are naturally *dynamic*, with vertices and edges being constantly added and removed. The lifecycle of a graph management system requires a continuous update of the partitioning to maintain optimal application performance. Third, modern computing platforms are *elastic*, allowing to scale up and down on demand depending on workload requirements. This implies re-distributing the graph across a different number of machines.

To our knowledge, no existing solution tackles the above three challenges altogether. Current approaches view partitioning as a one-shot process on static graphs, and focus mostly on scalability [21, 24, 23], without supporting adaptation to injections or removals of edges and vertices, or changes to the number of partitions. To maintain a good partitioning, systems must continuously re-execute the algorithm from scratch. This approach implies expensive operations that prohibit frequent updates and waste computational resources. Furthermore, it does not consider the previous state of the partitioned graph; a re-partitioning may compute totally different vertex locations. This forces the graph management system to shuffle a large fraction of the graph, impacting performance.

In this paper, we introduce *Spinner*, an adaptive graph partitioning algorithm that takes into consideration the intricacies of integrating partitioning in cloud systems. We designed *Spinner* to be practical for large-scale deployments of billion-vertex graphs and beyond. To achieve this, *Spinner* uses an iterative vertex migration heuristic based on label propagation that is fully decentralized, affording a scalable implementation. In fact, we implement *Spinner* in the Pregel (Giraph) programming model and use it to partition real graphs with more than 1 billion vertices, exploiting the power of commodity clusters.

Spinner's decentralized algorithm not only scales, but can also compute partitions with quality comparable to the state-of-the-art. As a design choice, *Spinner* avoids expensive centralizations of the partitioning algorithm [10, 24, 23] that may offer good partitioning at the cost of scalability. At the same time, we designed *Spinner* to efficiently adapt a partitioning upon changes to the graph or the compute environment. By avoiding re-computations from scratch, *Spinner* reduces the time to update the partitioning by more than 85% even for large changes (2%) to the graph, allowing for frequent adaptation, and saving computation resources. Further, the incremental adaptation prevents graph management systems from shuffling large portions of the graph upon changes.

Finally, we show that by integrating *Spinner* into the Giraph graph analytics engine, we speed up processing of applications by up to a factor of 2.

In this paper, we make the following contributions:

- We introduce Spinner, a scalable graph partitioning algorithm based on label propagation that computes k-way balanced partitions with good locality.
- We extend the core algorithm to adapt an existing partitioning upon changes in the graph or the number of partitions in an incremental fashion. This minimizes computation and offers partitioning stability.
- We provide a scalable implementation of the algorithm in the Pregel model. Further, we integrate Spinner inside the Giraph graph processing engine to improve application performance.
- We evaluate Spinner extensively, using synthetic and real graphs. We show that Spinner scales to billion-vertex graphs, adapts efficiently to dynamic changes, and significantly improves application performance when integrated into Giraph.

The remaining of this paper is organized as follows. In Section 2, we outline Spinner’s design goals and discuss related work. In Section 3 we describe Spinner in detail. Section 4 describes the implementation of Spinner in the Pregel model and its integration in Giraph. In Section 5, we present a thorough evaluation, and Section 6 concludes our study.

2. MOTIVATION AND RELATED WORK

To motivate our approach, in this section we describe our design objectives in tandem with a review of related work. Specifically, we discuss the characteristics of large-scale graph management in the cloud that drive our design decisions and the limitations of existing approaches in this respect.

Our first objective is to compute partitions with good *locality* and *balance*. Typically, graph processing systems [16, 14] and graph databases [20, 25] distribute vertices across machines. Because communication in such systems coincides with graph edges, network traffic occurs when edges traverse partitions. Therefore, a good partitioning algorithm must minimize the cut edges¹. Further, partitions that balance the load across machines improve processing latency and resource utilization. For instance, on systems like Pregel, the processing load depends on the amount of messages exchanged among vertices and therefore on the number of edges. Although our approach is general, here we will focus on this kind of system and require that partitions are balanced on the number of edges they contain. Additionally, unlike traditional community detection algorithms, we must control the number k of the partitions, as this is mandated by the underlying compute environment, for example, the number of available machines or cores. This objective is commonly referred to as k -way partitioning.

Spinner shares these partitioning quality objectives with several approaches [10, 25, 21, 23, 24]. With regard to these quality metrics, the Metis [10] offline partitioning algorithm sets the golden standard against new approaches. It is known to produce k -way partitions with very good locality and balance.

Second, we must be able to apply our algorithm to billion-vertex graphs. As a design principle, our algorithm must be lightweight and lend itself to a distributed implementation. Critically, it must avoid expensive coordination or global views of the graph. Evidently, although Metis computes good partitions, it is not suitable for massive graphs due to high computational complexity and the requirement of a global view of the graph. This has been shown in various studies [17, 25, 22].

Recently proposed streaming algorithms [21, 23, 17] avoid this complexity through lightweight heuristics that assign vertices to

¹The edges that cross partition boundaries.

partitions in only one pass over the graph. However, parallelizing these algorithms requires every participating machine to maintain a consistent view of the partitioning assignments of the entire graph. This requires distribution of the assignments across the cluster and coordination among the machines. Implementing this mechanism in a scalable and efficient manner is challenging. To the best of our knowledge, none of these approaches have been evaluated in a distributed environment.

Spinner is based on the Label Propagation Algorithm (LPA) [6]. LPA has been proposed as an alternative for scalable graph partitioning as it affords a distributed implementation [24, 25]. The closest technique to Spinner is Balanced LPA [24]. Like Spinner, it iteratively attempts to improve the locality by migrating vertices across partitions. However, to guarantee balanced partitions, it executes a centralized linear solver between any two iterations. The complexity of such a solution is quadratic to the number of partitions and proportional to the size of the graph, making it expensive for large graphs.

In general, providing strict guarantees about locality and balance and, at the same time, scale to large graphs may be conflicting requirements. In this paper, we take a different approach as we are willing to trade partitioning quality and forego strict guarantees in favor of a more practical algorithm that can scale. In subsequent sections, we show how relaxing these requirements allows a scalable distributed implementation that still produces good partitions for all practical purposes.

Our third and most differentiating objective is that Spinner can adapt the partitioning to changes in the graph or the underlying compute environment efficiently. Current approaches based on LPA [25, 24] do not support changes and must re-partition the graph from scratch. Streaming algorithms [17, 23] meet this requirement only partially as they do not explicitly support the all types of mutations to a graph or changes in the number of partitions.

GPS [19] is a large-scale graph processing system based on the Pregel model. While it extends the original Pregel model for example by partitioning high-degree vertices across multiple machines, GPS also supports partitioning of the graph across multiple machines through Metis. While the results show improvement in runtime performance, the dependency on Metis limits the applicability of the approach to very large graphs. GPS re-partitioning the graph from scratch at the beginning of each computation.

Mizan [12] views the problem of dynamically adapting the graph partitioning from a different perspective. It monitors runtime performance of the graph processing system, for instance, to find hotspots in specific machines, and migrates vertices across workers to balance the load. Their solution is specific to a graph processing system and orthogonal to the problem of k -way balanced partitions. SPAR [18] and Sedge [28] also consider the problem of adapting graph distribution. However, they focus on minimizing latency for simple graph queries, and address the problem through replication of the vertices across machines.

3. PROPOSED SOLUTION

We have designed Spinner based on the *Label Propagation Algorithm (LPA)*, a technique that has been used traditionally for community detection [6]. First, LPA offers a generic and well understood framework on top of which we can build our partitioning algorithm as an optimization problem tailored to our objectives. Second, LPA can be parallelized, affording a scalable implementation. In the following, we describe how we extend LPA to achieve the goals we set in Section 2.

Before going into the details of the algorithm, let us introduce the necessary notation. We defined a graph as $G = \langle V, E \rangle$, where

V is the set of vertices in the graph and E is the set of edges such that an edge $e \in E$ is a pair (u, v) with $u, v \in V$. We denote by $N(v) = \{u: u \in V, (u, v) \in E\}$ the neighborhood of a vertex v , and by $deg(v) = |N(v)|$ the degree of v . In a k -way partitioning, we define L as a set of labels $L = \{l_1, \dots, l_k\}$ that essentially correspond to the k partitions. α is the labeling function $\alpha: V \rightarrow L$ such that $\alpha(v) = l_j$ if label l_j is assigned to vertex v .

The end goal of Spinner is to assign partitions, or labels, to each vertex such that it maximizes edge locality and partitions are balanced.

3.1 K-way Label Propagation

We first describe how to use basic LPA to maximize edge locality and then extend the algorithm to achieve balanced partitions. Initially, each vertex in the graph is assigned a label l_i at random, with $0 < i \leq k$. Subsequently, every vertex iteratively propagates its label to its neighbors. During this iterative process, a vertex acquires the label that is more frequent among its neighbors. Every vertex v assigns a different *score* for a particular label l which is equal to the number of neighbors assigned to label l . A vertex shows preference to labels with high score. More formally:

$$score(v, l) = \sum_{u \in N(v)} \delta(\alpha(u), l) \quad (1)$$

where δ is the Kronecker delta. The vertex updates its label to the label l_i that maximizes its score according to the update function:

$$l_v = \arg \max_l score(v, l) \quad (2)$$

We call such an update a *migration* as it represents a logical vertex migration between two partitions.

When multiple labels satisfy the update function, we break ties randomly, but prefer to keep the current label if it is among them. This break-tie rule improves convergence speed [6], and in our distributed implementation reduces unnecessary network communication (see Section 4). The algorithm halts when no vertex updates its label.

Note that the original formulation of LPA assumes undirected graphs. However, very often graphs are directed (e.g. the Web). Even the data models of systems like Pregel allow directed graphs, to support algorithms that are aware of graph directness, like PageRank. To use LPA as is, we would need to convert a graph to undirected. The naive approach would be to create an undirected edge between vertices u and v whenever at least one directed edge exists between vertex u and v in the directed graph.

This approach, though, is agnostic to the communication patterns of the applications running on top. Consider the example graph in Figure 1 that we want to partition to 3 parts. In the undirected graph (right), there are initially 3 cut edges. At this point, according to the LPA formulation, which is agnostic to the directness of the original graph, any migration of a vertex to another partition is as likely, and it would produce one cut edge less.

However, if we consider the directness of the edges in the original graph, not all migrations are equally beneficial. In fact, either moving vertex 2 to partition 1 or vertex 1 to partition 3 would in practice produce less cut edges in the directed graph. Once the graph is loaded into the system and messages are sent across the directed edges, this latter decision results in less communication over the network.

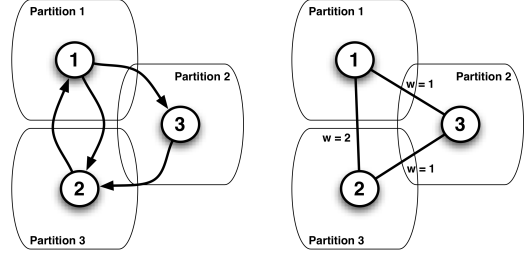


Figure 1: Conversion of a directed graph (left) to an undirected graph (right).

Spinner considers the number of directed edges connecting u, v in the original directed graph D , by introducing a weighting function $w(u, v)$ such that:

$$w(u, v) = \begin{cases} 1, & \text{if } (u, v) \in D \oplus (v, u) \in D \\ 2, & \text{if } (u, v) \in D \wedge (v, u) \in D \end{cases} \quad (3)$$

where \oplus is the logical XOR. We extend now the formulation in (1) to include the weighting function:

$$score'(v, l) = \sum_{u \in N(v)} w(u, v) \delta(\alpha(u), l) \quad (4)$$

In practice, the new update function effectively counts the number of messages exchanged locally in the system.

3.2 Balanced Label Propagation

Until now we have not considered partition balance. In Spinner, we take a different path from previous work [24, 25], where a centralized component is added to LPA to satisfy global balance constraints, possibly limiting scalability. Instead, as our aim is to provide a practical and scalable solution, Spinner relaxes this constraint, only *encouraging* a similar number of edges across the different partitions. As we will show, this decision allows a fully decentralized algorithm. While in this work we focus on the presentation and evaluation of the more system-related aspects of Spinner, we plan to investigate theoretical justifications and guarantees behind our approach in future work.

Here, we consider the case of a *homogeneous* system, where each machine has equal resources. This setup is often preferred in synchronous graph processing systems like Pregel, to minimize the time spent by faster machines waiting at the synchronization barrier for stragglers.

We define the capacity C of a partition as the maximum number of edges it can have so that partitions are balanced:

$$C = c \cdot \frac{|E|}{k} \quad (5)$$

Parameter $c > 1$ ensures additional capacity to each partition is available for migrations. We define the *load* of a partition as the actual number of edges in that partition:

$$B(l) = \sum_{v \in G} deg(v) \delta(\alpha(v), l) \quad (6)$$

A larger value of c increases the number of migrations to each partition allowed at each iteration, possibly speeding up convergence, but it may increase unbalance, as more edges are allowed to be assigned to each partition over the ideal value $\frac{|E|}{k}$.

We introduce a *penalty function* to discourage assigning vertices to nearly full partitions. Given a partition indicated by label l , the penalty function $\pi(l)$ is defined as follows:

$$\pi(l) = \frac{B(l)}{C} \quad (7)$$

To integrate the penalty function we normalize (4) first, and reformulate the score function as follows:

$$score''(v, l) = \sum_{u \in N(v)} \frac{w(u, v) \delta(\alpha(u), l)}{\sum_{u \in N(v)} w(u, v)} - \pi(l) \quad (8)$$

3.3 Convergence and Halting

Convergence and halting of LPA are not well understood. LPA is formally equivalent to minimizing the Hamiltonian for a ferromagnetic Potts model [6]. The global optimum solution for any graph would assign the same label to each vertex. However, as vertices make decisions based on local information, LPA converges to local optima. This characteristic is at the basis of the ability of LPA to detect communities [6]. Unfortunately, even in asynchronous systems, LPA does not prevent cycles where the partitioning fluctuates between the same states, preventing the algorithm to converge. In such cases, the halting condition described in Section 3.1 will not work. A number of strategies have been proposed to guarantee the halting of LPA in synchronous systems. These strategies are either based on different heuristics applied to tie breaking and halting criteria, or on the order with which vertices are evaluated [27]. However, due to the contribution of the penalty function introduced in Section 3.2, these cannot be applied to our approach.

We use a different strategy instead. At a given iteration, we define the *score* of the partitioning for graph G as the sum of the current scores of each vertex:

$$score(G) = \sum_{v \in G} score''(v, \alpha(l_v)) \quad (9)$$

In practice, this is the aggregate score that the vertices try to optimize by making local decisions. We consider a partitioning to be in a *stable state*, when the score of the graph is not improved more than a given ϵ for more than w consecutive iterations. The algorithm halts when a stable state is reached. While through ϵ we can control the trade-off between the cost of executing the algorithm for more iterations and the improvement obtained by the score function, with w it is possible to require a more strict definition of stability, as absence of improvement is accepted for a larger number of iterations.

Note that this condition, commonly used by iterative hill-climbing optimization algorithms, does not guarantee halting at the optimal solution. However, as we present in Section 3.4, according to our approach the partitioning algorithm is expected to be restarted periodically to adapt to changes to the graph or the compute environment. Within this continuous perspective, the impact of occasionally halting in a suboptimal state is minimal.

3.4 Incremental Label Propagation

Graphs are dynamic. Edges and vertices are added and removed over time. As the graph changes, the computed partitioning becomes outdated, possibly degrading the global score. We want to update the partitioning to the new topology without repartitioning from scratch. As the graph changes affect local areas of the graph, we want to update the latest stable partitioning only in the portions that are affected by the graph changes.

Due to its local and iterative nature, LPA lends itself to incremental computation. Intuitively, the effect of the graph changes

is to “push” the current stable state away from the local optimum it converged to, towards a state with lower global score. As a result, we restart the algorithm with the effect of letting the algorithm look for a new local optimum. The vertices evaluate their new local score, possibly deciding to migrate to another partition. The algorithm continues as described previously. As far as new vertices is concerned, we assign them to the least loaded partition.

The number of iterations required to converge to a new stable state depends on the number of graph changes and the last state. Clearly, not every graph change will have the same effect. Sometimes, no iteration may be necessary at all. In fact, certain changes may not affect any vertex to the point that the score of a different label is higher than the current one. As no migration is caused, the state remains stable. On the other hand, other changes may cause more migrations due to the disruption of certain weak local equilibriums. In this sense, the algorithm behaves as a gradient descending optimization algorithm.

3.5 Elastic Label Propagation

Because the partitions are tied to machines, capacity C should be bound to a maximum capacity C_{max} that depends on the resources available to the machines. As the graph grows, the capacity C of the partitions will eventually reach the maximum capacity C_{max} . In this case, a number of machines can be added, and the graph can be spread across these new machines as well. Moreover, the number of machines can be increased to increase parallelization. On the other hand, as the graph shrinks or the number of available machines decreases, a number of partitions can be removed. In this case, a number of vertices should migrate from these partitions to the remaining ones.

In both cases, we want the algorithm to adapt to the new number of partitions without repartitioning the graph from scratch. Moreover, we want the algorithm to make decisions based on a decentralized and lightweight heuristics. We let each vertex decide independently whether it should migrate. To do so, we use a probabilistic approach. When n new partitions are added to the system, each vertex will migrate with a probability p such that:

$$p = \frac{n}{k+n} \quad (10)$$

In the trivial case where n partitions are removed, all the vertices assigned to those partitions migrate. In both cases, the vertices choose uniformly at random the partition to migrate to. After the vertices have migrated, we restart the algorithm to adapt the partitioning to the new assignments. As in the case of incremental LPA, the number of iterations required to converge to a new stable state depends on a number of factors, such as the graph size, the number of partitions added or removed, etc.

This simple strategy clearly disrupts the current partitioning degrading the global score. However, it has a number of interesting characteristics. First, it matches our requirements of a decentralized and lightweight heuristic. The heuristic does not need a global view of the partitioning or a complex computation to decide which vertices to migrate. Second, by choosing randomly, the partitions remain fairly balanced. Third, it injects a factor of randomization into the optimization problem that may allow the solution to jump out of a local optimum.

Given a large n , the cost of adapting the partitioning to the new number of partitions may be quite large, due to the random migrations. However, in a real system, the frequency with which partitions are added or removed is low, compared for example to the number of times a partitioning is updated due to graph changes. Although vertices are shuffled around, the locality of the vertices

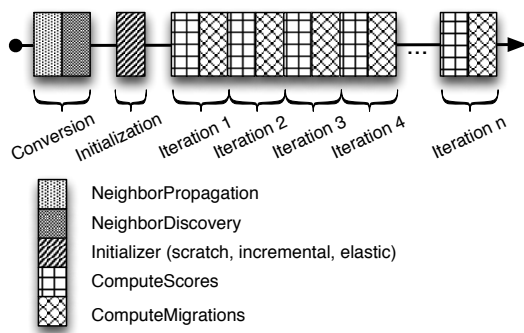


Figure 2: Organization of the algorithm in multiple phases, each implemented by one or multiple steps (block). Each algorithm step is implemented through a Pregel superstep.

that are not moved is not completely destroyed, such as if the partitioning was performed from scratch. In fact, the adaptation of the partitioning to the new number of partitions will naturally take advantage of this intermediate state.

4. SCALABLE IMPLEMENTATION

We implemented Spinner in Apache Giraph [1] and open sourced the code². Giraph is an open source project with a Java implementation of Pregel. Giraph is a batch graph processing system that runs on Hadoop [2], and it can run computations on graphs with hundreds of billions of edges across hundreds of machines. In this section, we describe the implementation details of Spinner. The computed partitioning can be used to run transparently standard graph algorithms with faster runtime performance due to the improved balancing and the minimized communication overhead.

4.1 Vertex-centric partitioning

The implementation of Spinner is straightforward in Giraph. The vertex-centric programming model of Pregel lends itself to the implementation of LPA. The algorithm is organized in a number of phases as follows. After the graph is loaded into memory, if directed, it is converted to a weighted undirected form. Then, each vertex is assigned to a partition with a strategy that depends on whether the graph is being partitioned from scratch, repartitioned after some changes to the graph, or repartitioned due to a change to the number of partitions.

Finally, the partitioning can start with two different steps being executed alternately. In the first step, each vertex computes the label that maximizes its local score function. In the second step, vertices decide whether to change label or postpone it. At the end of each iteration the halting condition is evaluated to decide whether to continue or to halt the computation. We describe in detail each of these phases in the following subsections. Figure 2 presents the organization of the algorithm.

4.1.1 Conversion to weighted undirected graph

As LPA expects an undirected graph, we need to convert the input graph to an undirected graph, and compute the edge weights as described in Section 3.1. The Giraph data model is a directed graph, and every vertex is aware of its outgoing edges but not of the incoming ones. For this reason, after the graph is loaded into memory, our implementation starts by computing the following two supersteps. When the graph is loaded into memory the outgoing edges are initialized with a weight set to 1. During the first superstep, all the

vertices send their ID as a message to their neighbors. We call this step *NeighborPropagation*.

During the second superstep, each vertex iterates over the incoming messages. For each message, the vertex checks whether an outgoing edge towards the other endpoint is already present. If this is the case, the vertex increases the weight of the associated edge to 2. Otherwise, it creates an edge pointing to the other vertex with a weight of 1. We call this step *NeighborDiscovery*. Now, vertices can be assigned to partitions. Considering the case of partitioning from scratch, each vertex is assigned to a random partition. We call this step *Initializer*. We will consider the other two cases in following sections. At this point, the LPA computation starts on the computed undirected graph.

4.1.2 Local computation of labels

The implementation of the k-way balanced LPA is very natural in a vertex-centric paradigm. At each iteration, each vertex computes the label that maximizes its local score, based on the load of each partition and the labels of its neighbors. Each vertex stores the label of a neighbor in the value of the edge that connects them. When a vertex changes label, it informs its neighbors through a message. Upon reception of the message, neighboring vertices update the edge value accordingly.

In total, during this step each vertex performs the following operations: (i) it iterates over the messages, if any, and updates the edge values, (ii) it iterates over its edges and computes the frequency of each label across its neighborhood, (iii) it computes the label that maximizes its local score, (iv) if a label with a higher score than the current one is found, the vertex is flagged to *try to change label* in the next step. We count the number of vertices that want to try to change their label with l with a specific counter $M(l)$. We call this step *ComputeScores*.

4.1.3 Decentralized migration decisions

Implementing our algorithm in a synchronous model introduces additional complexity. If we let every vertex that requires to, to change label to maximize its local score, we could obtain a partition that is unbalanced and breaks maximum capacities. Intuitively, imagine that at a given time a partition was less loaded than the others. This partition could be potentially attractive to many vertices due to the effect of the penalty function. As each vertex computes its score independently based on the loads computed *at the beginning* of the iteration, many vertices could choose independently that same partition label.

To avoid this condition, vertices need to coordinate, after they have decided the label that maximizes their score. As we aim for a decentralized and lightweight solution, we chose a probabilistic approach that depends on the remaining capacity of each partition, and the number of vertices that want to try to change to the corresponding label.

Suppose that at iteration i partition l has a remaining capacity $R(l)$ such that:

$$R(l) = C - B(l) \quad (11)$$

Suppose that $M(l)$ vertices want to try to acquire label l . In this second step of the iteration, we execute each flagged vertex which wants to change label, and we let it with a probability p such that:

$$p = \frac{R(l)}{M(l)} \quad (12)$$

depending on the choice of l of each vertex.

²<http://grafos.ml>

Upon change, each vertex updates the capacities of the current partition and the new partition, and it updates the global score through the associated counter. It also sends a message to all its neighbors, with its new label. At this point, after all vertices have changed label, the halting condition can be evaluated based on the global score. This strategy has the advantage of requiring neither centralized nor direct coordination between vertices. Vertices can independently decide to change label or retry in the next iteration based on local information. Moreover, it is lightweight, as probabilities can be computed on each worker at the beginning of the step. We call this step *ComputeMigrations*.

4.1.4 Asynchronous per-worker computation

Although the *ComputeMigrations* step avoids excessive vertices to acquire the same label, less loaded partitions can still attract too many vertices. Having a large number of vertices trying to change their label to the same one slows convergence, as often only fewer will be allowed to. For this reason, we treat each iteration computation inside each worker as an asynchronous computation. When a vertex is evaluated in the *ComputeScores* step and it decides it wants to try to change label, it updates the local (inside the worker executing that vertex) values of the load of the involved partitions. Note that the vertex will still have to be evaluated in the *ComputeMigrations* step for consistency between workers. As an effect, less loaded partitions will be more attractive only for the first vertices being evaluated. As vertices locally decide to acquire the label of these partitions, and the local load values are updated accordingly, the attractiveness of these partitions diminishes. This approach overall speeds up convergence.

4.1.5 Management of partition loads and counters

As we have seen, Spinner relies on a number of counters to execute the partitioning: the global score, the partition loads $B(l)$, and the migration counters $M(l)$. The Pregel model provides global computation of commutative and associative operations through *aggregators*. During each superstep, vertices can aggregate values into named aggregators, and they can access the value aggregated during the previous superstep. In Pregel, each aggregator is computed in parallel by each worker for the aggregations performed by the assigned vertices, and the master aggregates these values at the end of the superstep. Giraph implements sharded aggregators, where the duty of the master for each aggregator is delegated to a different worker. This architecture allows for scalability, through a more fair distribution of load and parallel communication of partial aggregations. We implement each counter through a specific aggregator, making the management of counters extremely scalable.

4.2 Incremental and elastic repartitioning

Supporting incremental and elastic repartitioning is as simple as halting the computation and restarting it. The difference is in the execution of the second phase of the algorithm, when vertices are labelled. The remaining steps are executed in the same way. In the case when a graph is repartitioned due to changes to the graph, the already partitioned vertices are loaded and labelled as previously, while only the new vertices are labelled randomly. In the case when a graph is repartitioned due to changes to the number of partitions, the vertices are loaded and labelled as previously, and they are re-labelled to a new partition only according to the approach described in Section 3.5. As far as the implementation is concerned, it only requires a different block to be executed for the second phase of the algorithm, when labels are assigned to vertices after the conversion to undirected weighted form.

Name	—V—	—E—	Directed	Source
LiveJournal (LJ)	4.8M	69M	Yes	[5]
Tuenti (TU)	12M	685M	No	[3]
Google+ (G+)	29M	462M	Yes	[7]
Twitter (TW)	40M	1.5B	Yes	[13]
Friendster (FR)	66M	1.8B	No	[27]
Yahoo! (Y!)	1.4B	6.6B	Yes	[4]

Table 2: Description of the real-world datasets used for the evaluation.

5. EVALUATION

In this section, we assess Spinner’s ability to produce good partitions on large graphs. Specifically, we evaluate the partitioning quality in terms of locality and balance and use Spinner to partition billion-vertex graphs. Furthermore, we evaluate Spinner’s ability to support frequent adaptation in dynamic cloud environments. Here, we measure the efficiency of Spinner in adapting to changes in the underlying graph and compute resources. Furthermore, we integrate Spinner in the Giraph graph processing engine and measure the impact Spinner has on the performance of real analytical applications.

For our experiments, we use a variety of synthetic as well as real-world large-scale graphs. Table 2 summarizes the real datasets we used. We run our evaluation on different Hadoop clusters. We describe the details of each setup in the following sections.

5.1 Partitioning quality

In our first set of experiments, we measure the quality of the partitions that Spinner can compute in terms of locality and balance as this will have direct impact on application performance. We measure locality with the *ratio of local edges* ϕ and balance with the *maximum normalized load* ρ , defined as:

$$\phi = \frac{\# \text{ local edges}}{|E|}, \rho = \frac{\text{maximum load}}{\frac{|E|}{k}} \quad (13)$$

where k is the number of partitions, $\# \text{ local edges}$ represents the number of edges that connect two vertices assigned to the same partition, and *maximum load* represents the number of edges assigned to the most loaded partition. The maximum normalized load metric is typically used to measure unbalance and represents the percentage-wise difference of the most loaded partition from a perfectly balanced partition.

First, we observe that the ability to maintain local edges depends on the number of partitions. Intuitively, the more partitions, the harder it is to maintain locality. In this experiment, we vary the number of partitions and measure locality and balance for different graphs. For this and the remaining experiments, we set the algorithm parameters as follows: additional capacity $c = 1.05$, and halting thresholds $\epsilon = 0.001$ and $w = 5$. We run this experiment on a Hadoop cluster of 92 machines with 64GB RAM and 8 compute cores each.

In Figure 3(a), we show that Spinner is able to produce partitions with high locality for all the graphs also for large numbers of partitions. With respect to balance, Spinner calculates fairly balanced partitions. In Table 3 we show the average value of the maximum normalized load for each graph. For example, a ρ value of 1.059 for the Twitter graphs means that no partition exceeds the ideal size by more than 5.9% edges.

To give perspective on the quality of the partitions that Spinner computes, Figure 3(b) shows the improvement in the percentage of

Approach	TW k=2		TW k=4		TW k=8		TW k=16		TW k=32		LJ k=64	
	ϕ	ρ	ϕ	ρ	ϕ	ρ	ϕ	ρ	ϕ	ρ	ϕ	ρ
Fennel [23]	0.93	1.10	0.71	1.10	0.52	1.10	0.41	1.10	0.33	1.10	N/A	N/A
Stanton et al. [21]	0.66	1.04	0.45	1.07	0.34	1.10	0.24	1.13	0.20	1.15	N/A	N/A
Metis [10]	0.88	1.02	0.76	1.03	0.64	1.03	N/A	N/A	N/A	N/A	N/A	N/A
Spinner	0.85	1.05	0.69	1.02	0.51	1.05	0.39	1.04	0.31	1.04	0.55	1.05

Table 1: Comparison with state-of-the-art approaches. We mark with a N/A, when the result is not available from the literature.

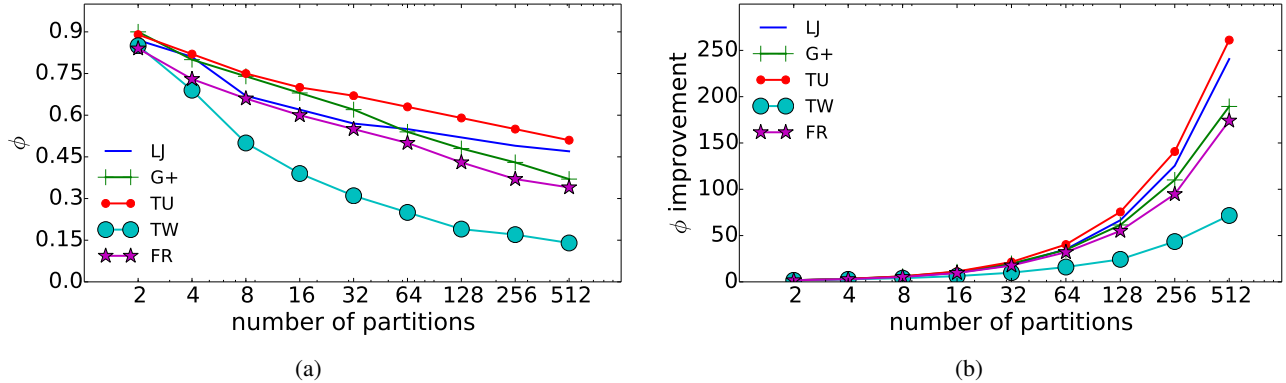


Figure 3: (a) Partitioning locality on real graphs as a function of the number of partitions. X-axis is in log scale. (b) Improvement in the locality compared to hash partitioning. X-axis is in log scale.

Graph	LJ	G+	TU	TW	FR
ρ	1.053	1.042	1.052	1.059	1.047

Table 3: Partitioning balance. The table shows the average ρ for the different graphs.

local edges compared to hash partitioning. We perform this comparison for the same set of graphs. Notice that for 512 partitions Spinner increases locality by up to 250 times.

Furthermore, in Table 1 we compare Spinner with state-of-the-art approaches based on published results. Note that implementations of the algorithms and the datasets used may not all be readily available, preventing us from comparing with all the approaches for a wide range of workloads. Instead, when comparing Spinner with an existing algorithm, we take into consideration only the workload (i.e. input graph, number of partitions) that the specific algorithm was evaluated against in the literature. In the table, we mark with an N/A when the result is not available in literature. As Table shows 1, Spinner computes partitioning with locality and balance that is comparable to the state-of-the-art. For the entries where Spinner performs slightly worse than Fennel wrt. ϕ , it performs better wrt. to ρ . These two metrics are often connected, as often the most loaded partition will be the result of migrations to increase locality.

To describe in more detail the behavior of our algorithm, in Figure 4 we show the evolution of the different metrics during the partitioning of the Twitter (left) and the Yahoo! (right) graphs. The Twitter graph is known for the existence of high-degree hubs [8]. Due to these hubs, the Twitter graph can produce highly unbalanced partitions when partitioned with random partitioning. We will show in Section 5.6 how unbalance affects application performance, and in particular load balancing.

As Figure 4(a) shows, the initial maximum normalized load obtained with random partitioning is high ($\rho = 1.67$), as expected. However, by applying our approach, the partitioning is quickly bal-

anced ($\rho = 1.05$), while the ratio of local edges increases steadily. Looking at the shape of the $score(G)$ curve, notice that initially the global score is boosted precisely by the increased balance, while after balance is reached, around iteration 20, it increases following the trend of ϕ . Note that we let the algorithm run for 115 iterations ignoring the halting condition, which otherwise would have halted the partitioning at iteration 41, as shown by the vertical black line.

In the case of the Yahoo! graph, the partitioning starts out more balanced than Twitter. The most notable difference is that the algorithm converges to a good partitioning with 73% local edges and a ρ of 1.10 after only 42 iterations. A single iteration on the 1.4B-vertex Yahoo! graph takes on average 200 seconds on an AWS Hadoop cluster consisting of 115 m2.4xlarge instances.

5.2 Scalability

In these experiments we show that the algorithm affords a scalable implementation on modern large-scale graph processing frameworks such as Giraph. To this end, we apply our algorithm on synthetic graphs constructed with the Watts-Strogatz model [26]. In all these experiments we set the parameters of the algorithm as described in Section 5.1. Using synthetic graphs for these experiments allows us to carefully control the number of vertices and edges, still working with a graph that resembles a real-world social network or web-graph characterized by “small-world” properties. On such a graph, the number of iterations required to partition the graph does not depend only on the number of vertices, edges and partitions, but also on its topology, and in particular on graph properties such as clustering coefficient, diameter etc.

For this reason, to validate the scalability of the algorithm we focus on the runtime of the *first* iteration, notably the iteration where all vertices receive notifications from all their neighbors, making it the most deterministic and expensive iteration. Precisely, we compute the runtime of an iteration as the sum of the time needed to compute the *ComputeScores* and the following *ComputeMigrations*

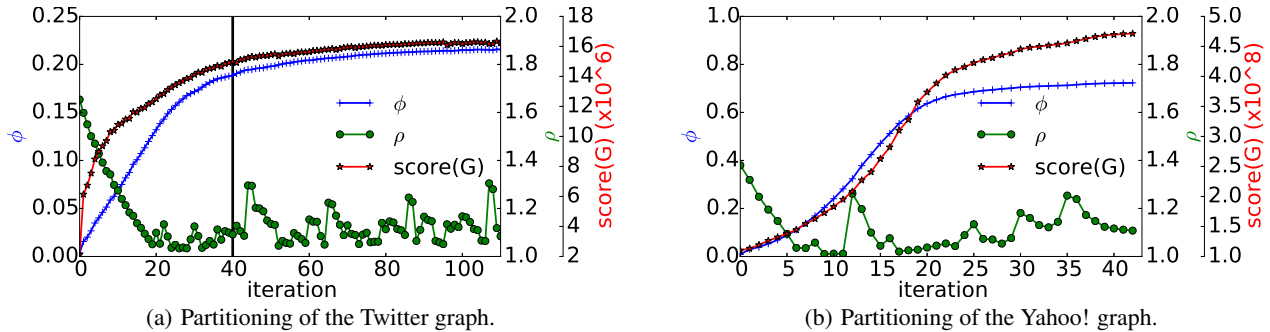


Figure 4: Partitioning of (a) the Twitter graph across 256 partitions and (b) the Yahoo! web graph across 115 partitions. The figure shows the evolution of metrics ϕ , ρ , and $score(G)$ across iterations.

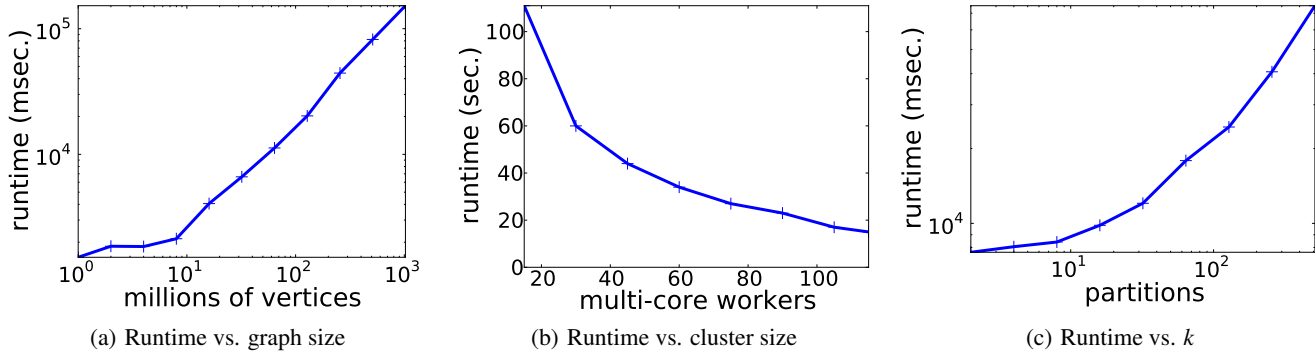


Figure 5: Scalability of Spinner. (a) Runtime as a function of the number of vertices, (b) runtime as a function of the number of workers, (c) runtime as a function of the number of partitions.

supersteps. This approach allows us to factor out the runtime of algorithm as a function the number of vertices and edges.

Figure 5.2 presents the results of the experiments, executed on a AWS Hadoop cluster consisting of 116 m2.4xlarge machines. In the first experiment, presented in Figure 5(a), we focus on the scalability of the algorithm as a function of the number of vertices and edges in the graph. For this, we fix the number of outgoing edges per vertex to 40. We connect the vertices following a ring lattice topology, and re-wire 30% of the edges randomly as by the function of the β (0.3) parameter of the Watts-Strogatz model. We execute each experiment with 115 workers, for an exponentially increasing number of vertices, precisely from 2 to 1024 million vertices (or one billion vertices) and we divide each graph in 64 partitions. The results, presented in a loglog plot, show a linear trend with respect to the size of the graph. Note that for the first data points the size of the graph is too small for such a large cluster, and we are actually measuring the overhead of Giraph.

In the second experiment, presented in Figure 5(b), we focus on the scalability of the algorithm as a function of the number of workers. Here, we fix the number of vertices to 1 billion, still constructed as described above, but we vary the number of workers linearly from 15 to 115 with steps of 15 workers (except for the last step where we add 10 workers). The drop from 111 to 15 seconds with 7.6 times more workers represents a speedup of 7.6.

In the third experiment, presented in Figure 5(c), we focus on the scalability of the algorithm as a function of the number of partitions. Again, we use 115 workers and we fix the number of vertices to 1 billion and construct the graph as described above. This time, we increase the number of partitions exponentially from 2 to 512. Also here, the loglog plot shows a near-linear trend, as the complexity of the heuristic executed by each vertex is proportional to the number of partitions k , and so is cost of maintaining partition

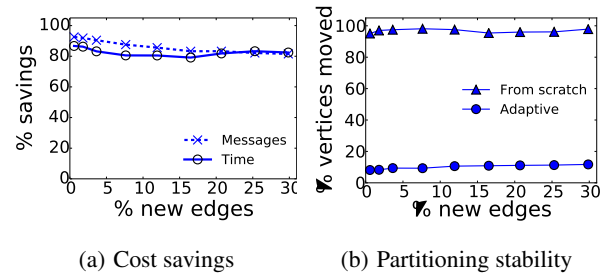


Figure 6: Adapting to dynamic graph changes. We vary the percentage of new edges in the graph and compare our adaptive re-partitioning approach and re-partitioning from scratch with respect to (a) the savings in processing time and messages exchanged, and (b) the fraction of vertices that have to move upon re-partitioning.

loads and counters through the sharded aggregators provided by Giraph.

5.3 Partitioning dynamic graphs

Due to the dynamic nature of graphs, the quality of an initial partitioning degrades over time. Re-partitioning from scratch can be an expensive task if performed frequently and with potentially limited resources. In this section, we show that our algorithm minimizes the cost of adapting the partitioning to the changes, making the maintenance of a well-partitioned graph an affordable task in terms of time and compute resources required.

Specifically, we measure the savings in processing time and number of messages exchanged (i.e. load imposed on the network) relative to the approach of re-partitioning the graph from scratch. We track how these metrics vary as a function of the degree of change

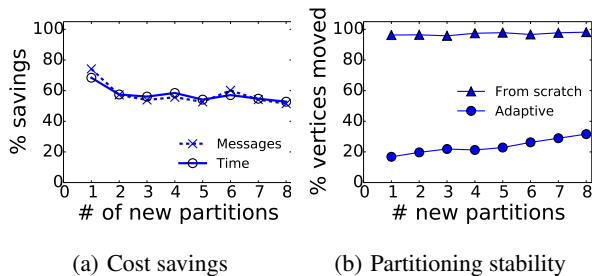


Figure 7: Adapting to resource changes. We vary the number of new partitions and compare our adaptive approach and re-partitioning from scratch with respect to (a) the savings in processing time and messages exchanged, and (b) the fraction of vertices that have to move upon re-partitioning.

in the graph. Intuitively, larger graph changes require more time to adapt to an optimal partitioning.

For this experiment, we take a snapshot of the Tuenti [3] social graph that consists of approximately 10 million vertices and 530 million edges, and perform an initial partitioning. Subsequently, we add a varying number of edges that correspond to actual new friendships and measure the above metrics. We perform this experiment on an AWS Hadoop cluster consisting of 10 m2.2xlarge instances.

Figure 6(a) shows that for changes up to 0.5%, our approach saves up to 86% of the processing time and, by reducing vertex migrations, up to 92% of the network traffic. Even for large graph changes, the algorithm still saves up to 80% of the processing time. Note that in every case our approach converges to a balanced partitioning, with a maximum normalized load of approximately 1.047, with 67%-69% local edges, similar to a re-partitioning from scratch.

5.4 Partitioning stability

Adapting the partitioning helps maintain good locality as the graph changes, but may also require the graph management system (e.g. a graph DB) to move vertices and their associated state (e.g. user profiles in a social network) across partitions, potentially impacting performance. Aside from efficiency, the value of an adaptive algorithm lies also in maintaining *stable* partitions, that is, requiring only few vertices to move to new partitions upon graph changes. Here, we show that our approach achieves this goal.

We quantify the stability of the algorithm with a metric we call *partitioning difference*. The partitioning difference between two partitions is the percentage of vertices that belong to different partitions across two partitionings. This number represents the fraction of vertices that have to move to new partitions. Note that this metric is not the same as the total number of migrations that occur during the execution of the algorithm which only regards cost of the execution of the algorithm per se.

In Figure 6(b), we measure the resulting partitioning difference when adapting and when re-partitioning from scratch as a function of the percentage of new edges. As expected, the percentage of vertices that have to move increases as we make more changes to the graph. However, our adaptive approach requires only 8%-11% of the vertices to move compared to a 95%-98% when re-partitioning, minimizing the impact.

5.5 Adapting to resource changes

Here, we show that Spinner can efficiently adapt the partitioning when resource changes force a change in the number of partitions. Initially, we partition the Tuenti graph snapshot described in Section 5.3 into 32 partitions. Subsequently we add a varying number

of partitions and either re-partition the graph from scratch or adapt the partitioning with Spinner.

Figure 7(a) shows the savings in processing time and number of messages exchanged as a function of the number of new partitions. As expected, a larger number of new partitions requires more work to converge to a good partitioning. When increasing the capacity of the system by only 1 partition, Spinner adapts the partitions 74% faster relative to a re-partitioning.

Similarly to graph changes, a change in the capacity of the compute system may result in shuffling the graph. In Figure 7(b), we see that a change in the number of partitions can impact partitioning stability more than a large change in the input graph (Figure 6(b)). Still, when adding only 1 partition Spinner forces less than 17% of the vertices to shuffle compared to a 96% when re-partitioning from scratch. The high percentage when re-partitioning from scratch is expected due to the randomized nature of our algorithm. Note, though, that even a deterministic algorithm, like modulo hash partitioning, may suffer from the same problem when the number of partitions changes.

5.6 Impact on application performance

In this section, we focus on the impact on runtime performance of using the partitioning computed by Spinner in Giraph, while running real analytical applications. First, we focus on assessing the impact of partitioning balance on worker load balance. To this end, we evaluate the impact of the unbalanced obtained by a random partitioning of the Twitter graph across 256 partitions, as described in Sec. 5.1, and presented in Figure 4.

We use our computed partitioning in Giraph as follows. The output of the partitioning algorithm is a list of pairs (v_i, l_j) that assigns each vertex to a partition. We make use of this output to load vertices assigned to the same partition in the same worker. By default, when a graph is loaded for a computation, Giraph assigns vertices to workers according to hash partitioning, e.g. vertex v_i is assigned to one of the k workers according to $h(v_i) \bmod k$. To use the results of our partitioning in Giraph, and make sure that vertices with the same label are assigned to the same worker, we plugged the following partitioning strategy into Giraph. Given that each vertex has an id v_i assigned, which uniquely identifies it, and that the id is used to assign the vertex to a worker through hash partitioning, we define a new vertex id type. This new vertex id type is defined as the computed pair (v_i, l_j) , where l_j is the partition the vertex was partitioned to. When Giraph computes the hash partitioning function for a vertex v_i (for example when the vertex is initially loaded into memory, or when a message is sent to that vertex and the destination worker needs to be identified), the function utilizes the l_j field of the pair, ensuring that vertices labelled with the same label are partitioned consistently. For conditions where the actual id of the vertex is required, such as in the `getId()` call of the API, v_i is returned instead. This way, our partitioning strategy is transparent to the user and no change in user code is required. It also does not require an external directory table where the mapping is stored.

Intuitively, an unbalanced partitioning would generate uneven load across the workers. In a synchronous engine like Giraph, the result would be that the most loaded worker would force the other workers idling at the synchronization barrier. To validate this hypothesis, we run 20 iterations of PageRank on the Twitter graph across 256 workers by using (i) standard hash partitioning (random), and (ii) the partitioning computed by Spinner. For each run, we measure the time to compute a superstep by all the workers (Mean), the fastest (Min) and the slowest (Max) (standard deviation is computed across the 20 iterations). Table 4 shows the results of this experiment. The results show that with hash partitioning the

Approach	Mean	Max.	Min.
Random	$5.8s \pm 2.3s$	$8.4s \pm 2.1s$	$3.4s \pm 1.9s$
Spinner	$4.7s \pm 1.5s$	$5.8s \pm 1.3s$	$3.1s \pm 1.1s$

Table 4: Impact of partitioning balance on worker load. The table shows the time spent by workers to conclude a superstep.

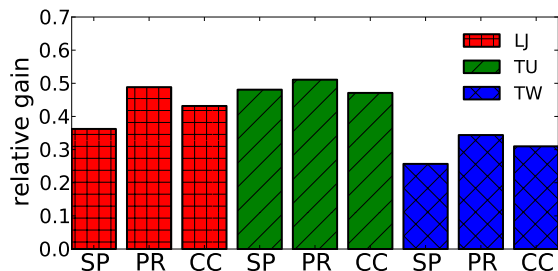


Figure 8: Impact on application performance. We measured the ratio of runtime improvement between hash partitioning and Spinner. We evaluated three different applications, Single Source Shortest Paths/BFS (SP), PageRank (PR), and Weakly Connected Components (CC). The LJ graph was evaluated across 16 partitions, TU across 32 partitions and TW across 64.

workers are idling on average for 31% of the superstep, while with Spinner only 19%. While the shorter time needed to compute a superstep can be imputed to the diminished number of cut edges, the decreased idling time is an effect of a more even load spread across the workers. Note that asynchronous engines like GraphLab, are specifically designed to overcome this limitation in stationary algorithms like PageRank, at the cost of a more complex programming model.

To measure the impact on runtime performance, we partitioned three graphs with Spinner, and we compared the runtime of the following three representative algorithms commonly used inside of graph analytical pipelines. Shortest Paths, computed through BFS is commonly used to study the connectivity of the vertices and centrality, PageRank is commonly used at the core of ranking graph algorithms, and the algorithm for the detection of Weakly Connected Components, as a general approach to finding communities. We present the results in Figure 8. The results show that Spinner can significantly improve the performance across all graphs and applications. For the Twitter graph, which is denser and harder to partition, the improvement ranges between 25% for SP to 35% for PR. In the case of LiveJournal and Tuenti the running time can be cut into half.

6. CONCLUSION

We presented *Spinner*, a scalable and adaptive graph partitioning algorithm based on label propagation. We showed that by sacrificing strict guarantees on balance, *Spinner* is practical for large-scale graph management systems. Through an extensive evaluation on a variety of graphs, we showed that *Spinner* computes partitions with locality and balance comparable to the state-of-the-art, but can do so at a scale of at least billion-vertex graphs. At the same time, its support for dynamic changes makes it more suitable for integrating into real graph systems. These properties makes *Spinner* possible to use as a generic replacement of the de-facto standard, hash partitioning, in cloud systems. Toward this, our scalable, open source implementation on Giraph makes *Spinner* easy to use on any commodity cluster.

7. REFERENCES

- [1] Apache Giraph Project. <http://giraph.apache.org/>.
- [2] The Hadoop project. <http://hadoop.apache.org>.
- [3] The Tuenti Social Network. <http://www.tuenti.com>.
- [4] The Yahoo Webscope Program. <http://webscope.sandbox.yahoo.com>.
- [5] L. Backstrom, D. Huttenlocher, J. Kleinberg, and X. Lan. Group formation in large social networks: membership, growth, and evolution. In *ACM SIGKDD*, Aug. 2006.
- [6] M. Barber and J. Clark. Detecting network communities by propagating labels under constraints. *Physical Review E*, 80(2):026129, Aug. 2009.
- [7] N. Z. Gong, W. Xu, L. Huang, P. Mittal, E. Stefanov, V. Sekar, and D. Song. Evolution of social-attribute networks: measurements, modeling, and implications using Google+. In *ACM Internet Measurement Conference*. ACM Press, Nov. 2012.
- [8] J. E. Gonzalez, D. Bickson, and C. Guestrin. PowerGraph: Distributed Graph-Parallel Computation on Natural Graphs. In *USENIX OSDI*, Oct. 2012.
- [9] H. He and A. K. Sing. Graphs-at-a-time: Query Language and Access Methods for Graph Databases. In *ACM SIGMOD*, Vancouver, BC, Canada, June 2008.
- [10] G. Karypis and V. Kumar. METIS: Unstructured Graph Partitioning and Sparse Matrix Ordering System. Technical report, University of Minnesota, Minneapolis, MN, 1995.
- [11] G. Karypis and V. Kumar. Parallel Multilevel k-way Partitioning Scheme for Irregular Graphs. *SIAM Review*, 41, 1999.
- [12] Z. Khayyat, K. Awara, A. Alonazi, H. Jamjoom, D. Williams, and P. Kalnis. Mizan: A System for Dynamic Load Balancing in Large-scale Graph Processing. In *ACM European Conference on Computer Systems*, 2013.
- [13] H. Kwak, C. Lee, H. Park, and S. Moon. What is Twitter, a social network or a news media? In *WWW*, 2010.
- [14] Y. Low, J. Gonzalez, D. Bickson, C. Guestrin, and J. M. Hellerstein. Distributed GraphLab: A Framework for Machine Learning and Data Mining in the Cloud. *The VLDB Endowment*, Aug. 2012.
- [15] A. Lumsdaine, D. Gregor, B. Hendrickson, and J. Berry. Challenges in parallel graph processing. *Parallel Processing Letters*, 2008.
- [16] G. Malewicz, M. H. Austern, A. J. Bik, J. C. Dehnert, I. Horn, N. Leiser, and G. Czajkowski. Pregel: a system for large-scale graph processing. In *ACM SIGMOD*, 2010.
- [17] J. Nishimura and J. Ugander. Restreaming Graph Partitioning: Simple Versatile Algorithms for Advanced Balancing. In *ACM SIGKDD International Conference on Knowledge Discovery and Data Mining*, 2013.
- [18] J. M. Pujol, V. Erramilli, G. Siganos, X. Yang, N. Laoutaris, P. Chhabra, and P. Rodriguez. The little engine(s) that could: scaling online social networks. *ACM SIGCOMM Computer Communication Review*, Oct. 2011.
- [19] S. Salihoglu and J. Widom. Gps: A graph processing system. In *Proceedings of the 25th International Conference on Scientific and Statistical Database Management*, page 22. ACM, 2013.
- [20] B. Shao, H. Wang, and Y. Li. Trinity: A distributed graph engine on a memory cloud. In *Proceedings of the 2013 ACM SIGMOD International Conference on Management of Data*, SIGMOD '13, pages 505–516, New York, NY, USA, 2013.

- ACM.
- [21] I. Stanton and G. Kliot. Streaming Graph Partitioning for Large Distributed Graphs. In *ACM SIGKDD*, 2012.
 - [22] Y. Tian, A. Balmin, S. A. Corsten, S. Tatikonda, and J. Mcpherson. From "Think Like a Vertex" to "Think Like a Graph". In *International Conference on Very Large Data Bases*, Hangzhou, China, Sept. 2013.
 - [23] C. E. Tsourakakis, C. Gkantsidis, B. Radunovic, and M. Vojnovic. FENNEL: Streaming Graph Partitioning for Massive Scale Graphs. *ACM International Conference on Web Search and Data Mining*, 2014.
 - [24] J. Ugander and L. Backstrom. Balanced label propagation for partitioning massive graphs. *ACM International Conference on Web Search and Data Mining*, 2013.
 - [25] L. Wang, Y. Xiao, B. Shao, and H. Wang. How to Partition a Billion-Node Graph. In *ICDE'14*, 2014.
 - [26] D. Watts and S. Strogatz. Collective dynamics of 'small-world' networks. *Nature*, 1998.
 - [27] J. Yang and J. Leskovec. Defining and Evaluating Network Communities based on Ground-truth. In *IEEE International Conference on Data Mining*, May 2012.
 - [28] S. Yang, X. Yan, B. Zong, and A. Khan. Towards effective partition management for large graphs. In *ACM SIGMOD*, 2012.