

# Channeling of Electrons in a Crossed Laser Field

S. B. Dabagov,<sup>1,2,3,\*</sup> A. V. Dik,<sup>2</sup> and E. N. Frolov<sup>2,4</sup>

<sup>1</sup>*INFN LNF, Frascati (Roma), Italy*

<sup>2</sup>*LPI RAS, Moscow, Russia*

<sup>3</sup>*NRNU MEPhI, Moscow, Russia*

<sup>4</sup>*NR TPU, Tomsk, Russia*

(Dated: December 6, 2024)

In this Letter a new analytical description of the interaction effective potential for a particle in the field of two interfering laser beams. The potential dependence on the lasers intensities, orientation and parameters of the particle entering the considered system is analyzed. It is shown for the first time that for different values of projectile velocity the attracting potential becomes scattering one so that the channel axes and the channel borders interchange each other. In addition the projectile radiation spectral distribution is given and general estimations on the expected beam radiation yield are outlined.

PACS numbers: PACSshouldBEhere

As known beam channeling in crystals takes place during relativistic charged particles motion in periodic structures of the crystals close to the main crystallographic directions that form the crystal axes or planes. For relativistic electron traveling almost parallel to that directions the interaction potential between it and a set of the lattice atoms (ions) could be averaged along the propagation direction. A potential well formed in such a way can limit transverse motion of the projectile within well defined channels, i.e. relativistic particle becomes undulating [1, 2]. For more than 50 years of intense studies the basics of crystal channeling for charged beams have been in details defined and described in many papers and books, discussed in a number of conferences and workshops. Presently crystal channeling is known as a nice technique for the beam steering, while the related phenomena to crystal channeling remain of a great interest as promising candidates for coherent radiation sources (for details, see in [3, 4]). Moreover, the phenomenology of beams channeling becomes very useful for the description of neutral beams handling by means of various techniques of beam/wave guiding [5, 6]. Channeling conditions could be realized for particles not only in medium (crystals, capillaries and nanotubes [7–9], plasma [10]) but also in high intensity electromagnetic fields of specific configurations [11].

In this Letter both relativistic and nonrelativistic electron dynamics in the field of crossed polarized laser beams are presented. Kapitza and Dirac were the first who referred to similar problem in 1933 [12]. Recently various researches have shown different regimes of charged particles dynamics in presence of intense laser fields that are analogous to crystal volume reflection, to both planar [11, 13–16] and axial [13] crystal channeling and optical undulating [17]. In this work the electron motion in a lattice of crossed laser beams, namely, linearly polarized electromagnetic waves, has been analyzed based on the approach of trapped motion in the field of

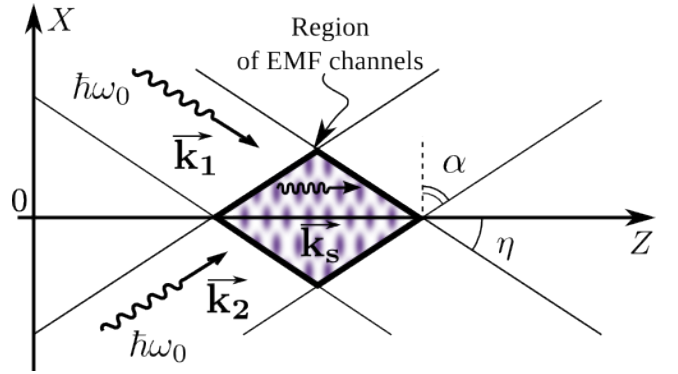


FIG. 1. The general scheme of considered system. The peaks of transverse electrical field component (shown in color) propagate in  $z$ -direction. The potential channels axes are also parallel to  $0z$ .

standing waves, in other words, on the approach of electron channeling in laser interference field. The averaged field in such a system is characterized by the planes of equal potential forming planar channels. For the first time we show here both width and height of the channels depend not only on the initial laser field (intensity, frequency, and orientation), but also on the charged particle parameters (its mass, charge, and velocity).

Let the electron moves in the combined laser field, which is characterized by the part where two laser beams form a standing wave structure (Fig. 1). This structure is similar to the crystal lattice, seen by a high-velocity projectile, that consists of a set of crystallographic planes and axes. The standing waves can be represented as the potential wells, the channels, periodically situated in a transverse plane that can trap the electron at specific conditions. The electron trajectory can be classically derived with the help of well known Kapitza formalism [18], within which the trajectory of a channeled electron could be presented as a sum of slow channeling oscillations and rapid small amplitude oscillations. Such approach allows

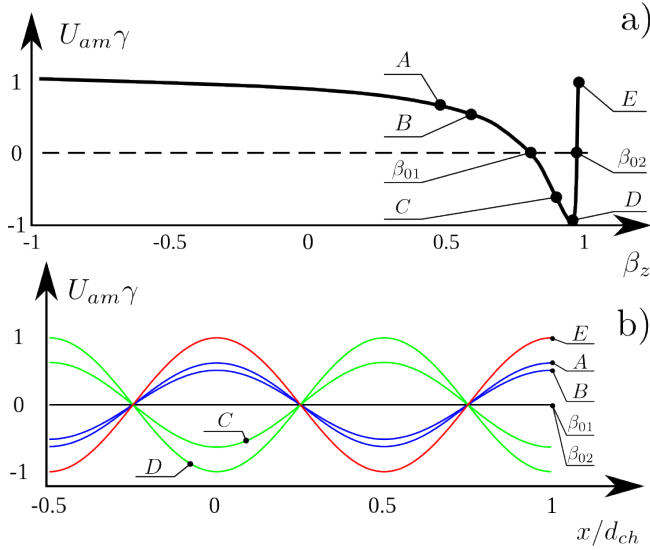


FIG. 2. (a) The averaged potential amplitude normalized by  $(e^2 u_0^2 k^2)/(8\gamma m \omega_0^2)$  versus the particle velocity  $\beta_z$ . Negative  $\beta_z$  corresponds to the electron motion in opposite to the  $\mathbf{k}_s$  direction, while for positive  $\beta_z$  the electron moves being co-directional to  $\mathbf{k}_s$ .  $\beta_{01}$  and  $\beta_{02}$  are electron longitudinal velocities ( $U_{am}(\beta_{01}) = U_{am}(\beta_{02}) = 0$ ) that define the electron velocity interval where the potential becomes scattering one. The potential calculated at  $\eta = 15^\circ$  is shown. (b) The normalized potential amplitude as a function of transverse coordinate normalized by the channel width  $d_{ch}$  for electrons with different longitudinal velocities. Curves A, B, C, D, E correspond, respectively, to the particle with  $\beta_A = 0.5$ ,  $\beta_B = 0.6$ ,  $\beta_C = 0.92$ ,  $\beta_D = 0.967$ ,  $\beta_E = 0.99986$ .

us to write down the analytical expression for channeled electron trajectory in the case of small channeling oscillations near the channel bottom. For the case of large amplitude channeling oscillations the motion equation can not be linearized. Thus, only qualitative estimations on the beam evolution down the channel as well as on the accompanying radiation emitted by the beam that is combined with computer experiments conducted by the code for numerical integration of the motion equations are feasible.

Let us consider two crossed laser beams of the  $\omega_0$  frequency with the wave vectors  $\mathbf{k}_1$  and  $\mathbf{k}_2$ , which lie in the  $xOz$  plane at the acute angles  $\eta$  with respect to the  $Oz$  direction (see Fig. 1). In the region of beams overlapping the electromagnetic field could be described by a set of equations (for details, see in [11])

$$\begin{pmatrix} \varphi \\ A_x \\ A_y \\ A_z \end{pmatrix} = \begin{pmatrix} 0 \\ -u_0 \frac{k_z}{k_x} \cos(k_x x) \cos(\omega_0 t - k_z z) \\ 0 \\ u_0 \sin(k_x x) \sin(\omega_0 t - k_z z) \end{pmatrix}, \quad (1)$$

where  $k_{x,z}$  are the absolute values of appropriate  $\mathbf{k}_{1,2}$  components, and  $u_0$  is the longitudinal vector potential amplitude.

Considering the electron that enters almost parallel to the  $Oz$  direction we can acquire the exact solutions for the electron motion equation on both slow and rapid trajectory components [11] for the case of small channeling oscillations. To describe the process in terms of channeling phenomenology the effective potential of a system is derived in the form

$$U_{eff} = U_0 - U_{am} \cos(2kx \cos \alpha), \quad (2)$$

$$U_{am} = \frac{e^2 u_0^2 k^2 ((1 + \cos^2 \alpha) \beta_z^2 - \cos(2\alpha) - 2\beta_z \sin \alpha)}{8\gamma m \omega_0^2 (1 - \beta_z \sin \alpha)^2 \cos^2 \alpha}, \quad (3)$$

where  $e$  and  $m$  are, correspondingly, the charge and mass of the electron,  $\gamma$  is its Lorentz factor,  $\beta_z$  is its longitudinal velocity, normalized by the speed of light  $c$ , and  $\alpha = \pi/2 - \eta$ .

In general the particle trajectory in such a system is characterized by the  $\Omega_1$  frequency for channeling oscillations (within standing wave structure) and the  $\Omega_2$  frequency for rapid oscillations due to the particle interaction with the interference laser field. The question of nonrelativistic particle scattering in the field of standing electromagnetic waves was previously considered [12]. The maximum scattering angle derived in these works coincides with the critical channeling angle for a classical particle in crystals

$$\theta_{max} = \sqrt{\frac{2mU_{am}}{p_z^2}} \Bigg|_{\substack{\beta_z = 0 \\ \alpha = 0}} \quad (4)$$

However, the lattices of both crystal and crossed laser structures differ greatly by their properties. The first difference is that, on the contrary to the crystal lattice, in a laser field there are no inelastic scattering processes. Moreover, and it becomes rather important, due to different origin of the averaged potential for the case of standing wave structure, we can deal with nonrelativistic channeling too. It should be also underlined that in electromagnetic fields the channel parameters, such as the potential width, its height, and radiation coherence length, are much tunable. But the most interesting difference is that those electromagnetic channel parameters also drastically depend on the velocity of a channeled particle. Indeed, looking at Fig. 2 where normalized channel height  $U_{am}\gamma$  is shown as a function of channeled particle velocity  $\beta_z$ , one can notice that we deal with asymmetric distribution characterized by the regions of positive  $U_{am} > 0$  at extreme ends  $|\beta_z| \rightarrow 1$  and negative  $U_{am} < 0$  in the interval  $[\beta_{01}; \beta_{02}]$ . This means that for each specific laser beams configuration there are two longitudinal velocities  $\beta_{01}$  and  $\beta_{02}$  with zero potential channel height. As seen, for other velocity values the height is nonzero and reveals positive values as well as negative ones. Let us consider

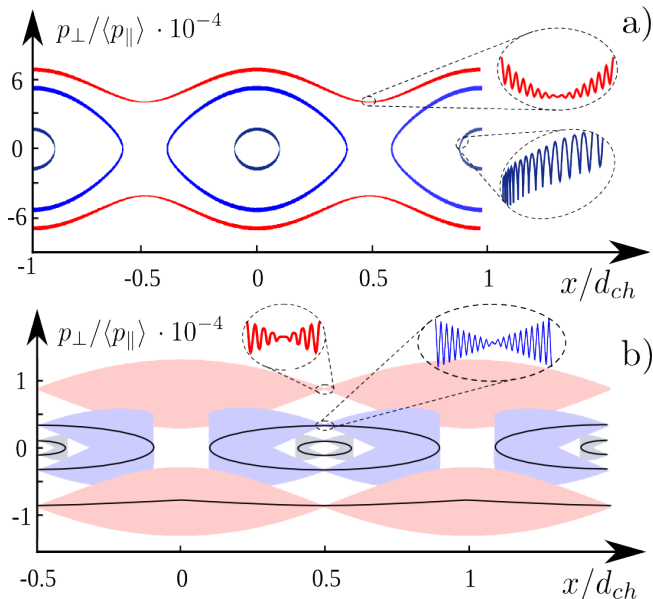


FIG. 3. Transverse phase-space trajectories for electron with  $\beta_z = \beta_D$  (a) and  $\beta_z = \beta_C$  (b) moving in a channel formed by two lasers of  $\lambda = 800 \text{ nm}$  wavelength and  $5 \text{ TW/cm}^2$  intensity for each one. The electron transverse momentum is normalized by the averaged longitudinal momentum, while the transverse coordinates - by the channel width  $d_{ch}$ . Channeled, under-barrier, trajectories are shown in blue, while quasichanneled, over-barrier - in red. The rapid oscillations could not be resolved and are outlined near the plots. The averaged phase space trajectories are also demonstrated in solid black lines.

the electron moving in described region of laser beams overlapping with  $\beta_z = \beta_C \in [\beta_{01}; \beta_{02}]$ . If its transverse energy is less than some critical value defined by the potential barrier height Eq. (4), the electron will be trapped in a channeling regime by the periodic potential. However, the situation would be different for other velocities. For instance, in the case of  $\beta_z = \beta_A \notin [\beta_{01}; \beta_{02}]$  the potential well would be inverted becoming the scattering potential. In other words, the wells and the barriers forming channels would interchange each other. This feature is similar in some way to that we deal with at crystal channeling, when the electron beam is substituted by the positron beam.

In Fig. 3 the projections of phase space trajectories onto the plane of transverse momentum and coordinate are presented for both channeled and over-barrier electrons. The inner closed curves (in blue) correspond to channeled electrons with transverse energies less than potential well height. Over-barrier electrons (in red) are characterized by transverse energies greater than the barrier height and not limited within the channels.

For example, for the electron with  $\beta_z = \beta_D$  the channel borders are situated at  $x/d_{ch} = 0.5 + n$  and, correspondingly, the channel center - at  $x/d_{ch} = n$  (see Fig. 3,a). On the contrary, the electron with longitudinal velocity

$\beta_E \rightarrow 1$  could be trapped by the channels, central axes of which are placed at  $x/d_{ch} = 0.5 + n$  (see Fig. 3,b), where  $n = 0, \pm 1, \pm 2, \dots$

Obviously, the possibility of charged beam channeling in electromagnetic lattices becomes rather interesting due to the ability of beams shaping by means of tools based on the processes described. Moreover, speaking on possible applications of the interaction under consideration one should outline that it can be used as a promising tunable source of intense radiation. The radiation spectrum of a charged particle emitting in a crossed laser field is characterized by two peak frequencies  $\omega_1 = \Omega_1/(1 - \beta_z \cos(\theta))$  and  $\omega_2 = \Omega_2/(1 - \beta_z \cos(\theta))$  [19]. Both of them being measured in the forward direction ( $\theta = 0$ ) are shifted by the factor of  $\sim 2\gamma^2$  due to the Doppler effect. The first one  $\omega_1$  corresponding to slow channeling electron oscillations in the potential well of a system does not depend on the laser frequency  $\omega_0$ . The  $\omega_2$  radiation frequency is caused by the electron interaction with the interference laser beams field. Hence,  $\omega_2$  is strictly defined by the electron velocity as well as by the wave vectors  $\mathbf{k}_1$  and  $\mathbf{k}_2$ . The intensity of electromagnetic radiation by a laser-channeled electron can be described by the 4-potential  $A_\mu = (\mathbf{A}, \varphi)$

$$A_\mu(\mathbf{r}, t) = \frac{4\pi}{c} \int j_\mu(\mathbf{r}', t') G(\mathbf{r} - \mathbf{r}', t - t') d^3 r' dt', \quad (5)$$

where  $j_\mu = (\mathbf{j}, c\rho)$  is the 4-current,  $G(\mathbf{r} - \mathbf{r}', t - t')$  is the Green function. The field can be found in far-field zone and represented as a sum of spheric monochromatic waves. Taking into account that relativistic particle emits radiation in a narrow forward directed cone, one could define the analytical expression for radiation spectrum of relativistic channeled electron moving near the bottom (center) of the cross-laser channel [19]

$$\frac{dP}{d\omega} = \sum_{i=1}^2 \frac{e^2 \Omega_i^3 a_i^2 \gamma^2}{c^3} \zeta_i (1 - 2\zeta_i + 2\zeta_i^2) \Theta(\pi N_i (1 - \zeta_i)), \quad (6)$$

where  $a_1$  is the amplitude of channeling oscillations, and  $a_2$  is the amplitude of rapid oscillations,  $N_i$  is the number of  $\Omega_i$ -frequency particle oscillations,  $\zeta_i = \omega/(2\gamma^2 \Omega_i)$ , and  $\Theta(x) = 0.5 + \text{si}(2x)/\pi - \sin^2(x)/\pi x$  [20, 21]. The results of numerical computations of the electron radiation emitted in the considered system coincide with well known crystal channeling radiation spectra (e.g. see spectra in [19] and [22]).

Based on previously derived expressions, simple estimations of a single electron radiation yield are presented. For the external laser intensities  $I \sim 10^{14} \text{ W cm}^{-2}$  the maximum of emitted channeling radiation spectral distribution falls on  $\lambda_1 \approx 1 \mu\text{m}$  for a channeled electron with  $\gamma \approx 10^3$ . And for the external laser wavelength of  $\lambda_0 = 1 \mu\text{m}$  crossed at  $\eta = 15^\circ$  the channels width would

be  $d_{ch} \equiv \lambda_0/(2 \sin(\eta)) \approx 2\lambda_0 \approx 2 \mu m$ . Total power emitted by the channeled electron then can be evaluated by

$$P[W] = \frac{2e^2\Omega_1^4 a_1^2 \gamma^4}{3c^3} \approx 10^{-42} \left( I \left[ \frac{W}{cm^2} \right] \right)^2, \quad (7)$$

for the channeling oscillations amplitude  $a_1 \approx 0.1d_{ch}$ .

One should note that, first, since both electron and laser parameters are chosen to meet parametric resonance conditions [13] the radiation wavelength is equal to the external laser one. Hence, this could be interesting as an initial electromagnetic wave amplification mechanism. Moreover, due to rather wide channel it becomes possible to use a large bunch of, for instance,  $10^{13}$  electrons, radiating coherently with a power

$$P[W] \approx 10^{-16} \left( I \left[ \frac{W}{cm^2} \right] \right)^2 \quad (8)$$

As seen, in the case of initial laser intensity of  $10^{17} W cm^{-2}$  the total radiation power is estimated to be equal to  $10^{18} W$ .

Obviously, there are some constrains imposed on channeled electrons. One of them is the bunch divergence. Its critical value could be derived from the channel potential height, and for the parameters above used it can be estimated as  $\sim 0.1 mrad$  (it corresponds to the values of  $p_{\perp}/\langle p_{\parallel} \rangle$  shown in Fig. 3 for over-barrier electrons). In addition, there is an upper limit for the laser intensities to form the channel structure. The limit is caused by the fact that for some laser intensities the rapid electron oscillations become too high allowing the electron to leave the channel independently of its initial transverse velocity (electron dechanneling). Such regimes could be observed for different crossing angles as well as laser polarizations becoming finally a problem for getting high radiation yield from the system. However, even in this case channeling of electrons in the field of crossed lasers could hopefully be used for beam diagnostics [23] and, similar to crystal channeling, for beam shaping and steering. The last makes it to be an interesting as well as promising research area in the future.

Summing up, in this Letter channeling of an electron in the field of crossed laser beams was reconsidered with a special attention paid to the peculiarities of the interaction potential. The potential derived in terms of classical physics reveals strong dependence on external lasers parameters and their mutual orientation. Moreover, it shows rather complex dependence on the electron longitudinal velocity by its value and direction. The increase in channeled electron longitudinal velocity from  $\beta_z \rightarrow -1$  (which corresponds to the opposite to  $\mathbf{k}_s$  electron motion) to  $\beta_{01}$  results in the decrease of the potential depth up to zero. In the  $[\beta_{01}; \beta_D]$  interval the potential becomes scattering that grows to its maximum at  $\beta_D$ . At the successful increase of  $\beta_z$  the scattering potential fades away to zero at  $\beta_{02}$ . For  $[\beta_{02}; \beta_E]$  the potential becomes at-

tracting again, growing from zero to its maximum at the end of the interval.

The radiation spectrum classically calculated is characterized by two major frequencies: the first one is due to external laser field scattering on relativistic electron, while the second corresponds to the radiation of electron trapped by the effective potential well. The maximum radiation intensity falls on the frequency  $\omega_m^{rad} \sim \gamma\sqrt{I}$  defined by both electron energy and external laser intensity, while the integral radiated power depends on squared external laser intensity  $P \sim I^2$ . Combined with high radiation coherence for a channeled electron bunch it can result in a high intensity gain.

This work was supported by the Ministry of Education and Science of RF in the frames of Competitiveness Growth Program of National Research Nuclear University MEPhI, Agreement 02.A03.21.0005 and the Dept. for Education and Science of LPI RAS.

---

\* sultan.dabagov@lnf.infn.it

- [1] J. Lindhard, K. Dan. Vidensk. Selsk. Mat.-Fys. Medd. **34**, 1 (1965).
- [2] D. S. Gemmell, Rev. Mod. Phys. **46**, 129 (1974).
- [3] M. A. Kumakhov, Phys. Lett. A **57**, 17 (1976).
- [4] The 5th International Conference – “Channeling 2012 Charged & Neutral Particles Channeling Phenomena” (web-site).
- [5] I. Bukreeva, A. Popov, D. Pelliccia, *et al.*, Phys. Rev. Lett. **97**, 184801 (2006).
- [6] S. B. Dabagov, Phys.-Usp. **46**, 1053 (2003).
- [7] N. K. Zhevago and V. I. Glebov, Phys. Lett. A **310**, 301 (2003).
- [8] V. V. Klimov and V. S. Letokhov, Phys. Lett. A **222**, 424 (1996).
- [9] A. Karabarounis, S. Sarros, and C. Trikalinos, Nucl. Instr. Meth. Phys. Res., Sect. B **316**, 160 (2013).
- [10] A. V. Dik, A. Z. Ligidov, and S. B. Dabagov, Nucl. Instr. Meth. Phys. Res., Sect. B **309**, 210 (2013).
- [11] E. N. Frolov, A. V. Dik, and S. B. Dabagov, Nucl. Instr. Meth. Phys. Res., Sect. B **309**, 157 (2013).
- [12] P. L. Kapitza and P. A. M. Dirac, Math. Proc. Cambridge **29**, 297 (1933).
- [13] A. V. Andreev and S. A. Akhmanov, JETP Lett. **53**, 18 (1991).
- [14] X. Artru, K. A. Ispirian, and M. K. Ispiryan, ArXiv e-prints (2007), arXiv:0707.0148 [physics.acc-ph].
- [15] M. Bertolotti, C. Sibilia, and L. Fuli, in *Trends in Quantum Electronics*, edited by A. M. Prokhorov and I. Ursu (Springer Berlin Heidelberg, 1986) pp. 155–159.
- [16] L. Fuli, M. Bertolotti, C. Sibilia, *et al.*, Laser Part. Beams **5**, 557 (1986).
- [17] M. V. Fedorov, K. B. Oganessian, and A. M. Prokhorov, Appl. Phys. Lett. **53**, 353 (1988).
- [18] L. D. Landau and E. M. Lifshitz, *Mechanics*, Russian ed. (Nauka, 1988).
- [19] E. N. Frolov, A. V. Dik, and S. B. Dabagov, JPCS (2014), (accepted).

- [20] V. G. Bagrov, V. A. Bordovitsyn, V. Y. Epp, *et al.*, *Radiation Theory of Relativistic Particles*, Russian ed. (Fizmatlit, 2002) pp. 89–93.
- [21] M. A. Kumakhov, R. Wedell, *et al.*, *Radiation of relativistic light particles during interaction with single crystals* (Spektrum Akademischer Verlag Heidelberg-Berlin-New York, 1991).
- [22] O. V. Bogdanov, K. B. Korotchenko, and Y. L. Pivovarov, *J. Phys. B* **41**, 055004 (2008).
- [23] I. A. Andriyash, E. d’Humières, V. T. Tikhonchuk, *et al.*, *Phys. Rev. ST Accel. Beams* **16**, 100703 (2013).