

“To Share or Not to Share” in Client-Side Encrypted Clouds

Duane C. Wilson
Johns Hopkins University

Giuseppe Ateniese
Johns Hopkins University

Abstract

With the advent of cloud computing, a number of cloud providers have arisen to provide Storage-as-a-Service (SaaS) offerings to both regular consumers and business organizations. SaaS (different than Software-as-a-Service in this context) refers to an architectural model in which a cloud provider provides digital storage on their own infrastructure. Three models exist amongst SaaS providers for protecting the confidentiality data stored in the cloud: 1) no encryption (data is stored in plain text), 2) server-side encryption (data is encrypted once uploaded), and 3) client-side encryption (data is encrypted prior to upload). This paper seeks to identify weaknesses in the third model, as it claims to offer 100% user data confidentiality throughout all data transactions (e.g., upload, download, sharing) through a combination of Network Traffic Analysis, Source Code Decompilation, and Source Code Disassembly. The weaknesses we uncovered primarily center around the fact that the cloud providers we evaluated were each operating in a Certificate Authority capacity to facilitate data sharing. In this capacity, they assume the role of both certificate issuer and certificate authorizer as denoted in a Public-Key Infrastructure (PKI) scheme - which gives them the ability to view user data contradicting their claims of 100% data confidentiality. We have collated our analysis and findings in this paper and explore some potential solutions to address these weaknesses in these sharing methods. The solutions proposed are a combination of best practices associated with the use of PKI and other cryptographic primitives generally accepted for protecting the confidentiality of shared information.

1 Introduction

Cloud computing is a model for enabling convenient, on-demand network access to a shared pool of configurable computing resources (e.g., networks, servers, storage, applications, and services) that can be rapidly provisioned and released with minimal management effort or service provider interaction. This cloud model promotes availability and is composed of five essential characteristics (On-demand self-service, Broad network access, Resource pooling, Rapid elasticity, Measured Service); three service models (Software as a Service, Platform as a Service, Cloud Infrastructure as a Service); and four deployment models (Private cloud, Community cloud, Public cloud, Hybrid cloud) [1].

With the advent of cloud computing, a number of Cloud Storage Providers (CSPs) have arisen to provide Storage-as-a-Service (SaaS) offerings to both regular consumers and business organizations. SaaS refers to an architectural model in which a cloud provider provides digital storage on their own infrastructure [2]. Three

models exist amongst SaaS providers for protecting the confidentiality of data stored in the cloud: 1) no encryption (data is stored in plain text), 2) server-side encryption (data is encrypted once uploaded), and 3) client-side encryption (data is encrypted prior to upload). Dropbox is the most popular version of a cloud storage provider that adheres to the first confidentiality model. In this paper we examine secure alternatives to Dropbox that provide client-side encryption. Our primary motivation is based on consistent claims made by CSPs that guarantee the confidentiality of data stored in the cloud. The major claims are as follows:

- “No one unauthorized not even the cloud storage provider can access the files.” [3]
- “For added security, your password is never transmitted (or leaves your computer), which means that no one not even our employees can see your private files.” [3]

- “100% privacy even with physical access to the storage servers, staff cannot know even the names of your files and folder.” [4]
- “On the server side, all that our staff can see are sequentially numbered containers of encrypted data. In this way, we are not capable of betraying our customers.” [4]
- “Our ‘zero-knowledge’ privacy environment ensures we can never see your data. Not our staff. Not government. Not anyone.” [4]
- “Encryption is performed before content gets uploaded to the cloud. So we do not leave a single bit of data unprotected.” [5]
- “The software allows you to share files and collaborate with your friends and colleagues with guaranteed cryptographic end-to-end security.” [5]
- “Contrary to other solutions, no storage provider or network administrator, no unauthorized hacker, not even we can read your files.” [5]

These principles of confidentiality hold true in use cases where data is not shared with other cloud users or with entities outside of the cloud storage environment (e.g., non-members). In the evaluated SaaS environments, data sharing is accomplished in three ways: Web Link, Folder, or Group, the latter two being the focus of this research. Through our analysis we discovered that for each data sharing mechanism, there are inherent weaknesses that can expose user data to the cloud provider which directly contradicts the aforementioned CSP claims. Our primary contributions are as follows:

- We present an overview of the various sharing scenarios employed by each evaluated CSP
- We highlight the weaknesses found in each CSP sharing scenario. Our research focus is on exposing the weaknesses in private Group and Folder sharing scenarios.
- We describe how an attack against private Group or Folder sharing functions could work in practice.
- We provide evidence of Certificate Authority functionality via network traffic and source code analysis.
- We reverse engineer various CSPs code to reveal evidence that substantiates our claims that user data is not 100% safe from being read and/or manipulated by the CSP.

- We provide suggestions for addressing the inherent weaknesses discovered in the design of the CSP sharing functions.

The rest of this paper is organized as follows: Section 2 discusses the work related to our analysis area, Section 3 provides an overview of the CSPs we evaluated and the sharing scenarios they support, Section 4 discusses the attack and associated threat model, Section 5 overviews the primary methods employed for conducting our analysis, Section 6 provides a detailed review of our analysis results, and Sections 7, 8 respectively presents potential solutions and concludes the paper.

2 Related Work

This section puts our analysis in perspective by examining preceding work that relates to the analysis of Cloud Storage Providers (CSPs). Prior work falls into three specific categories: 1) General Analysis of CSP security capabilities, 2) Analysis of the Design an Implementation of CSPs, and 3) Analysis of the Weaknesses associated with CSPs.

In [6], Verlag of the Fraunhofer Institute for Secure Information Technology, studied the security mechanisms of seven Cloud Storage Services: CloudMe, CrashPlan, Dropbox, Mozy, TeamDrive, Ubuntu One, and Wuala. The study focused on the following security requirements: Registration and Login, Transport Security, Encryption, Secure File Sharing, and Secure Deduplication. Similar to our approach, they examine several aspects of the CSP’s file sharing mechanisms for security flaws. Specifically, they highlight the fact that if client-side encryption is used, sharing should not weaken the security level. In particular, the CSP should not be able to read the shared files. The scope of their work covered sharing with other subscribers of the same service, sharing files with a closed group of non-subscribers, and sharing files with everybody. As we also discovered in our research, sharing via secret web link (e.g., closed group of non-subscribers) or making data public reveals shared data to the CSP. Their analysis, however, did not yield the fact that sharing files with subscribers could also result in a breach of confidentiality with the CSP due to the CSP acting in a Certificate Authority (CA) capacity. This is proven in our analysis and can serve as a viable extension to this work.

Mager et al. in [7] examine the design and implementation of an online backup and file sharing system called Wuala. The goals of their work consist of four primary items: Characterization of the Infrastructure, Understanding the Data Placement Methodology, Identifying the Coding Techniques relating to Data Availability (accessibility of files at any time) and Durability (ensur-

ing files are never lost), and the Determination of the Data Transport Protocol used. The scope of their evaluation does not necessarily include security considerations, although the data structure employed by Wuala for sharing data is mentioned as well as the type of encryption used for performing client-side encryption. Overall, this research provided useful insight into methods employed by the CSP to facilitate client usage of their infrastructure, however, does not examine the infrastructure or design in detail for security weaknesses. As it pertains to their goals, our work differs in that it looks at the CSP infrastructure security features for consistency with user expectations. We focus on the data sharing (not placement) methodology employed by the CSPs. The coding techniques we identified relate to the discovery of evidence that the CSP is operating in a CA capacity during sharing transactions.

Finally in [8], Kholia and Wegrzyn analyze the Dropbox cloud-based file storage service from a security perspective. Their research presents novel techniques to reverse engineer frozen Python applications (to include Dropbox). They specifically describe a method to bypass Dropbox's two factor authentication and hijack Dropbox accounts. Additionally, they introduce generic approaches to intercept SSL data using code injection techniques and monkey patching. This work is consistent with our analysis of CSPs for major security flaws as it results in the exposure of private user data and enables the CSP to have access to shared user data.

3 Cloud Storage Provider Overview

This section provides an overview of the Cloud Storage Providers (CSPs) we evaluated and the 'confidentiality model' they each employ to protect the confidentiality of user data. We define a confidentiality model as the method employed by the CSP to protect the confidentiality of users' stored data. According to [9, 10], there are several CSPs that offer client-side encryption to include: Wuala, Spider Oak, Tresorit, iDrive, Jungle-Disk, Cubby, Elephant Drive, Bitcasa, Cyphertite, and TarSnapof, TeamDrive, Mega, and PowerFolder. For our analysis, we focused on three of the more popular cloud storage services Wuala, Spider Oak, and Tresorit. Based in Switzerland, Wuala encryption is performed with AES256 prior to files being uploaded. Encryption comprehensively includes not only file content, but also: file names, preview images, folders and metadata. An RSA2048 key is used for signatures and key exchange when folders are shared while SHA-256 is used for data integrity. Spider Oak can be used to share and back up files. Data is encrypted on a user computer with AES256 in CFB mode and HMAC-SHA256. As mentioned previously, the company claims to have no knowledge of

what data is stored in their servers or user passwords. Their software works in smart phones, the Linux operating system, and Windows [9]. Lastly, Tresorit is a Hungarian-based company that uses AES256 to encrypt data before uploading it to the cloud. The company is offering \$10,000.00 (US) to anyone who can break their security software. Similar to Spider Oak, data can be accessed via smart phone or desktop computer. Each CSP's confidentiality model is discussed in the following subsections. All information in this section has been adapted from the CSP's website and/or documentation unless otherwise specified.

3.1 Wuala Data Sharing Model

The following represents the data sharing confidentiality model of Wuala.

- **Sharing Via Public Web Link:** When a folder is shared via Public Web Link, the Wuala Client generates a public URL that is accessible through any browser with knowledge of the folder name. Traffic to/from this folder is protected via the Secure Sockets Layer (SSL).
- **Sharing Via Private Web Link:** When a folder is shared via private (or secret) Web Link, the Wuala client generates a URL that is accessible through a browser with knowledge of both the folder name and a unique key. The value is randomly generated by the client and can be amended by the user if desired. This key allows one to decrypt all the items in the branch of that folder tree. When a file shared by web link is accessed with a web browser, the key is sent to a Wuala server so that it can decrypt the requested items and send them to the browser.
- **Sharing via Public Folder:** Making a folder Public within Wuala operates under the same data confidentiality principles as Sharing via Public Web Link, however, this folder will also be accessible via the Wuala client by all members.
- **Sharing via Private Folder:** When sharing a folder privately via the Wuala client, all decryption happens locally — unlike via Private Web Link. This is the recommended Sharing method by Wuala as the key never leaves a user machine. In this scenario, the key of that folder is encrypted with the public key of that user and deposited on the Wuala servers. Upon logging in, invited Wuala users can decrypt the folder key with their private key and gain access to the files in the folder.
- **Sharing via Public Group:** As specified with Sharing via Public Web Link or Folder, data confidentiality is not a consideration for a Public Group.

In this sharing scenario, the Wuala Group is made available to all Wuala members via the internal Group Search.

- Sharing via Private Group: When inviting someone to a private group, the key of that group is encrypted with the public key of that user and deposited on the Wuala servers. Upon logging in, invited Wuala users can decrypt the group key with their private key and gain access to the group.

3.2 Spider Oak Data Sharing Model

The following represents the data sharing confidentiality model of Spider Oak. Spider Oak sharing is facilitated through a Share Room.

- Sharing Via Public Web Link: Spider Oak generates a unique URL when a Share Room is created - requiring a Share ID and Room Key for access. In this sharing scenario, the link is accessible without a password — making it Public to those with knowledge of the link. The Share ID can be thought of like a public username. By design, the data confidentiality is preserved as long as the link is not shared with an unintended recipient.
- Sharing Via Private Web Link: Similar to the previous sharing scenario, Spider Oak utilizes the same URL as previously generated. The only difference in this sharing scenario is that a password (known as a Room Key defined by the user) is required to access the shared link.
- Sharing via Public Folder: Within Spider Oak, folders cannot be shared outside of a Share Room. Access to Public folders via sharing is described in the Sharing via Public Web Link section above.
- Sharing via Private Folder: Within Spider Oak, folders cannot be shared outside of a Share Room. Access to Private folders via sharing is described in the Sharing via Private Web Link section above.
- Sharing via Public Group: No documentation to support this sharing scenario.
- Sharing via Private Group: No documentation to support this sharing scenario.

It is important to note that Spider Oak (unlike Wuala and Tresorit) provides a web access option for user accounts (due to consumer demand) which allows them full access to user data. They specify that “the web application stores users’ passwords (and derived keys) in memory only – never writing the session file to disk – and purges them from memory as soon as the session ends”.

However, this is in direct contradiction to their “Zero-Knowledge” claims (as mentioned on their website).

3.3 Tresorit Data Sharing Model

The following represents the data sharing confidentiality model of Tresorit.

- Sharing Via Public Web Link: Not an implemented sharing scenario.
- Sharing Via Private Web Link: A Tresorit Encrypted link is a web based, encrypted file sharing solution designed to share pieces of stored content via web link. Encrypted linked files are identical to Tresorit synced files (i.e., they have the very same encryption and integrity protection). To further protect data from compromise when sharing with non-Tresorit users, data is decrypted within the browser itself.
- Sharing via Public Folder: Not an implemented sharing scenario.
- Sharing via Private Folder: Within Tresorit, Sharing via Private Folder is accomplished with either an RSA-based or TGDH (Group Tree-based Diffie-Hellman)-based Agreement Module. The RSA-based Agreement module contains a set of pre-master secrets, one for each user who is sharing the files, encrypted with the user’s public RSA key. Furthermore, the Agreement Module also stores the RSA public key certificates of the users. When another Tresorit user wants to get access to the shared files, they must provide a private key to either Agreement Module. The latter decrypts the pre-master secret with the provided private key and calculates the symmetric key of the root directory. The calculation is done by applying HMAC to the user certificates as inputs, with the pre-master secret as the key. The TGDH-based Agreement Module works similarly to the RSA-based Agreement Module. The only difference is that the former does not store encrypted pre-master secrets, but the Diffie-Hellman certificates of the user. The key decrypting the root directory in case of a TGDH-based Agreement Module is calculated using ITGDH.
- Sharing via Public Group: Currently not an implemented feature by the CSP due to security reasons. Only supports Private Groups as described below.
- Sharing via Private Group: Tresorit data sharing via Private Group is facilitated via invitation with the help of the Invitation and Certificate Exchange proprietary Protocol (ICE) — which is used when

a new user is invited to share a “Tresor” with an existing user [11]. ICE provides an authenticated way of exchanging public-key agreement certificates with users and invitees when no trusted certificate source is available (more information below). With the execution of ICE, inviter and invitee learn each other’s public key certificates and establish a long-term high-entropy symmetric key. The public key certificate of the invitee will be added to the list of partners. The long-term symmetric key can be applied later for other invitations. After the successful execution of ICE, the invitee is added to the group sharing the given “Tresor”. The invitee is now able to access the directory structure by querying the Agreement Module with their private key.

NOTE: Users can be invited with ICE through e-mail using the following 3-step authentication process:

1. Certificate-Based Authentication: Tresorit users have their own X.509 certificate which contains their personal data, usually a name and an e-mail address. Users authenticate themselves with an RSA-2048 private key in the certificate.
2. Invitation Secret: When invitation is sent to the user, a 256-bit random secret is sent along with it. During the handshake, the invitee proves to the inviter that they know the secret value using a challenge-response protocol.
3. Pairing Password (Optional): A pairing password has to be agreed on between the inviter and the invitee in advance using an out-of-band channel (e.g., mobile phone, instant messaging, etc.). This option provides additional security.

The ICE protocol is designed to work in a semi-trusted environment. It does not rely solely on the trustworthiness of the certificate authority issuing the users’ certificates, the secrecy of e-mail communication, an out-of-band channel, or on the strength of the pairing password. Tresorit asserts that an adversary cannot tamper with all the above pillars at the same time.

As noted above for all CSPs, when data is shared via Private web link, the CSP requires the transmission of some sensitive data in order to process the user’s request. Similarly, each of the Public Sharing Scenarios (i.e., Web Link, Group, Folder) require implicit trust of the CSP in order to make the data public. As a result, these scenarios were discussed in this section for completeness but fall outside of the scope of our research due to this requirement of trust. Table 1 presents an overview of each sharing scenario according to the level of effort required to ‘exploit’ the scenario (Trivial or Non-Trivial). Our research focuses on the sharing scenarios that the CSPs

highlight as offering 100% data confidentiality (i.e., Private Group and Private Folder sharing). “N/A” represents a feature that is not implemented or has no documentation to support the scenario.

4 Threat Model

In this section we provide a threat model which describes how an attack against a Cloud Storage Provider (CSP) offering client-side encryption could potentially be executed. Threat modeling allows you to systematically identify and rate (if necessary) the threats that are most likely to affect a system or (in our case) an application. Rating the threats we identify in this section are outside of the scope of our research. We make the following assumptions with regards to the threat model:

1. The CSP client is trusted and has not been previously modified by a malicious insider or outsider. In the case of a modified client, users could easily be redirected to a rogue server upon client startup and be forced to perform all sharing transactions through this server.
2. The CSP server is trusted and has not been compromised. Similar to the case of a rogue client, a rogue server would allow an adversary access to user certificates and gain access to decryption keys.
3. Other CSP members can be trusted. When searching for an individual user in the CSP database, it is assumed that the users identified are legitimately who they appear to be.
4. The User certificates issued cannot be trusted. As is evidenced in the next section, this holds true for 3 primary reasons:
 - (a) User are not allowed to use their own certificates with any of the CSPs we evaluated.
 - (b) Users were not asked to enter any information upon sign-up to generate their own certificates.
 - (c) User certificates were all issued by, hence also validated by, the CSPs who issued them. Even in the case where a Trusted Third Party served as the certificate issuer, the CSP still was found to be at a higher level in the certificate chain (i.e., had to be trusted by the user).
5. Public or Private Web Link Sharing scenarios (as mentioned above) require users to reveal some form of sensitive information to the CSPs to enable decryption in a browser environment. Hence, we do not discuss threats associated with these methods of sharing.

CSP	Sharing Scenario					
	Public Web Link	Private Web Link	Public Folder	Private Folder	Public Group	Private Group
Wuala	Public URL	Private URL	Public Folder	Public Key Encryption	Public Group	Public Key Encryption
Spider Oak	Public URL	Public URL with Passwd	N/A	N/A	N/A	N/A
Tresorit	N/A	Encrypted Link	N/A	RSA or TGDH	N/A	ICE Protocol
Difficulty	Trivial	Trivial	Trivial	Non-Trivial	Trivial	Non-Trivial

Table 1: Trivial vs. Non-Trivial Sharing Scenarios

6. Public Group or Folder sharing similarly requires users to implicitly trust the CSP as the Public Group folder key is encrypted with the CSP’s Public Key. As a result, each CSP member can decrypt the Group folder key with their respective Private Keys. Since the data within the Public Group is accessible by all members, there are no threats to exploit in these scenarios.

Our analysis consists primarily of network traffic analysis and reverse-engineering the source code of each CSP client through decompilation or disassembly. We selected this course of analysis due to fact that most of the CSP client code used some form of code obfuscation — making the replication of a rogue client challenging. Additionally, we could not produce counterfeit certificates ‘on behalf of’ other users, because we do not possess the signing key of the CSPs we analyzed. This signing key would be required to produce certificates that CSP client applications would trust. There are two sharing scenarios we discuss in this section: Sharing via Private Folder (individual user) and Sharing via Private Group (multiple users). We outline these scenarios below:

1. Alice wants to share a folder privately with Bob

- (a) Alice searches for Bob in the CSP database (requests Bob’s Public Key from CSP)
- (b) Alice finds Bob in CSP database and identifies Bob as the person she wants to share with (downloads Bob’s Public Key from CSP)
- (c) Alice selects folder she wants to share with Bob and initiates sharing function (encrypts folder with Bob’s Public Key)

- (d) Alice completes the sharing function and CSP client sends Bob a notification that Alice has shared a folder with him
- (e) Upon client startup, Bob gets the notification and gains access to the shared folder (decrypts folder with his Private Key)

The main threat that can be exploited in this scenario occurs upon retrieval of the Public Key. When Alice downloads Bob’s Public Key, the CSP could substitute his key with a Public Key appearing to be Bob’s Public Key. If Alice does not bother to check the validity of his key via some offline method, she would then proceed to encrypt her folder with the Public Key of the CSP – instead of Bob’s – after which the CSP would be able to decrypt the contents of the folder with its corresponding Private Key. Secondly, since the CSP also serves as the issuer of Alice’s Private Key, it can also gain access to any data of hers that is encrypted with the Private Key.

2. Alice wants to share a folder privately with both Bob and Carol

- (a) Alice creates a Private Group (the group key is encrypted with her Public Key)
- (b) Alice invites Bob and Carol to the Group (CSP client notifies Bob and Carol of Alice’s invitation to Group)
- (c) Bob and Carol accept the Private Group invitation from Alice (all folder keys within group are now encrypted with Public Keys of Alice, Bob, and Carol)

- (d) Alice uploads files to Private Group for sharing with Bob and Carol
- (e) Bob accesses Private Group and downloads file(s) of interest (decrypts folder(s) with Private Key)
- (f) Carol accesses Private Group and downloads file(s) of interest (decrypts folder(s) with Private Key)

In this scenario, the number of users that can be exploited by the CSP is proportional to the number of users within the group. In the previous case, only Alice's data could be exploited, since the CSP only had to spoof the identity of 1 user – Alice. When Alice creates the Private Group, the Group Key is encrypted with her Public Key. Since this key is issued by the CSP, this is the first situation in which her Group data could be exploited. Secondly, either Bob's or Carol's Public Key could be replaced with a key provided by the CSP. Upon encrypting the Group Key with their respective Public Keys, the CSP would also have access to any data they upload. Each user within the Group can potentially be exploited by the CSP since the CSP can replace any legitimate certificate with its own. Since users trust the client (as stated in our assumptions), there is no way to verify the identity of the certificate holder when a sharing transaction is initiated.

These scenarios simply show that because the CSPs are operating as Certificate Authorities, certificate manipulation, spoofing, or substitution of any kind can be accomplished. In each of the scenarios presented above, the CSP can accomplish the exploits without the knowledge of the user -- since we made the assumption that the client is trusted.

It is also important to emphasize that a malicious CSP cannot be detected since it can perform a standard *man-in-the-middle* attack in which the encrypted information flow from the sender is first decrypted and then re-encrypted on the fly under the recipient's public key (and vice-versa).

In essence, the CSP is able to spoof the identity of any user through the use of certificates. In the next section, we show evidence to support our claim that each evaluated CSP is serving in a CA capacity -- making all users susceptible to the aforementioned attacks.

5 Analysis Overview

In this section, we detail the primary tools used for analyzing the Cloud Storage Provider (CSP) sharing functions and discuss the method used for our analysis. Our analysis consisted of three phases examining the sharing functions employed by each CSP: 1) Network Traffic Analysis (using Wireshark and Fiddler Web Proxy

Debugger), 2) Source Code Decompilation (using AndroChef Java decompiler and Boomerang C++ decompiler), and 3) Source Code Disassembly (using HopperApp and Synalyze).

- Wireshark is a Cross-Platform Network Traffic Analysis tool that was used to inspect and analyze the content of individual packets or a sequence of packets that are exchanged between CSP client and server. [12]
- Fiddler is a Web Debugging Cross-Browser Proxy that was used to decrypt the SSL traffic exchanged between CSP client and server when a Public or Private web link was accessed through a browser. [13]
- AndroChef is a Windows decompiler for Java that was used to decompile the binaries produced by both Wuala and Spider Oak clients. It was also used to decompile sections of obfuscated Java code. [14]
- HopperApp is a reverse engineering tool for OS X, Linux, and Windows that was used to disassemble the CSP code that could not be decompiled. [15]
- Synalyze is a Mac OS X Hex Editor that was used to examine sections of binary code that could not be decompiled or deobfuscated with the previous applications. [16]

For analysis, we used two computer systems:

- MacBook Air, Processor 1.8GHz Intel Core I5, Memory 4GB 1600 MHz DDR3, Software OS X 10.9.1 (Maverick)
- eMachine Desktop, Processor 2.8 GHz AMD Athlon II X2 220, Memory 3GB, Software Windows 7 Premium

5.1 Analysis Methodology

Our analysis primarily consisted of examining web requests and responses, client to server traffic, and source code for evidence of Certificate Authority (CA) functionality. Evidence of CA functionality validates our assertion that when data is shared, it is possible for the CSP to view user data which contradicts their 100% data confidentiality claims. Evidence of CA functionality includes (but is not limited to the following): Certificates (i.e., Root or Inter-mediary), Certificate Issuance, Certificate Validation, Certificate Revocation, Certificate Authentication, Certificate Renewal, Certificate Registration, Obtaining Certificates, Encryption/Decryption, and Digital Signature (signing or verification). The processes for performing the network traffic, source code decompilation, and source code disassembly analyses are discussed below.

Network Analysis was performed using Wireshark and the Fiddler Web Debugging Proxy. Fiddler works by generating a unique root SSL certificate for a computer, and then creating a session certificate signed by the root. When it is configured to decrypt SSL it acts as a proxy between a computer and the intended destination, decrypting the traffic using the site's SSL certificate and then re-encrypting it using its own certificate. We extracted the certificates from the traffic streams using the following process:

1. Capture traffic to/from Wuala, Spider Oak, and Tresorit clients and respective servers.
2. Reassemble any disconnected TCP streams.
3. Identify all packet(s) that contain SSL Certificates.
4. Examine the TLS record of each packet containing the certificate (e.g. SSL protocol).
5. Export selected packet bytes for each certificate of interest (e.g. root, intermediate, client).
6. Convert certificate to PEM, DER, or P7B format as applicable to each CSP.
7. Once the certificates have been extracted, we evaluated each client certificate against the associated intermediate or root certificate for validation purposes.

Each CSP is written in a different programming language: Wuala (Java), Spider Oak (Python), Tresorit (C++). Our decompilation process was used primarily to identify code that would indicate that the CSP is operating in a Certificate Authority (CA) capacity. A CA is a Trusted Third Party (TTP) organization or company that issues digital certificates used to create digital signatures and public-private key pairs. The role of the CA in this process is to guarantee that the individual granted the unique certificate is, in fact, who he or she claims to be. CAs are a critical component in data security and electronic commerce because they guarantee that the two parties exchanging information are really who they claim to be [17]. As a CA, the CSPs would not only be able to implicitly access user data (as they issued the certificates containing the keys to both encrypt/decrypt data), but could also issue counterfeit certificates to users – pretending to be a legitimate entity that data is shared with. The code we identified falls into five categories:

- **Code Libraries:** Libraries for performing certificate operations to include authentication and obtaining both public and private keys.
- **Certificate Files:** Files storing certificates used for various certificate operations specifically identified digital signing certificates.

- **Certificate Operations:** Code for certificate functions that are typically associated with a Certificate Authority registration, renewal, definitions.
- **Keystore Files/Definitions:** Keystore contains private, public key information for application defined cryptographic primitives.
- **Peripheral Functions:** Functions that support the use of cryptographic primitives (e.g. get or loading public/private key).

Lastly, we focused on disassembling code that could not be reproduced in its original form through Decompilation. The code samples we extracted were only those that could potentially represent CA functionality. We primarily analyzed the main binary files (.app, .exe files) associated with each CSP. The process of analysis was as follows:

1. Import binary file into Snyalyze
2. Conduct Hex Analysis looking for byte strings indicative of CA functionality (e.g., certificate files, certificates, certificate operations).
3. Extract bytes of into separate file
4. Import extracted bytes into Hopper Disassembler as Raw Bytes
5. Transform the disassembled bytes to C Strings
6. Export bytes for use in other applications

6 Analysis Results

In this section we provide a detailed review of our analysis results. The following versions of Wuala, Spider Oak, and Tresorit were used: Wuala Pilatus, Spider Oak v.5.1.1, and Tresorit v 0.8.59.149. Wuala is documented to use TCP ports: 80, 38088, and 443. Port 80 is used solely to communicate initialization information to the Wuala server upon client startup. Port 38088 serves as the primary communication port used between the Wuala client and server. Port 443 was to transfer encrypted data when a Public, Private, or Public Group (via web link) was accessed via a web browser. Both Spider Oak and Tresorit are documented to use port 443 for all web-related, client to server, and server to client transactions. Unless otherwise noted, our analysis assumes the use of the aforementioned ports respective to each Cloud Storage Provider (CSP). Each following subsection outlines the methods of analysis discussed in the previous section applied to each CSP. We present the analysis in form of 1st Attempt, 2nd Attempt, and 3rd Attempt – where each

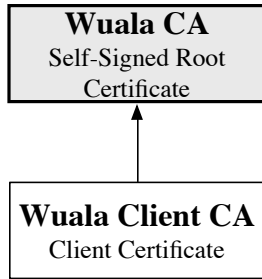


Figure 1: Wuala Client CA validation

corresponds to the particular phase of analysis (i.e., Network Traffic Analysis, Source Code Decompilation, and Source Code Disassembly). We primarily focus on the attempts that yield the results most useful in substantiating our Certificate Authority (CA) claims.

6.1 Wuala Analysis

We started our analysis of Wuala by examining the network traffic that was generated between the client and server during sharing transactions and extracting any evidence of CA functionality. The certificate listed in Figure 1 is the Wuala Client CA validated with the Wuala CA certificate. As shown, we verify that the Wuala CA certificate is used to confirm the validity of the other certificates below it in the certificate chain. A root certificate is either an unsigned public key certificate or a self-signed certificate that identifies the Root Certificate Authority (CA). It is the top-most certificate of the tree, the private key of which is used to "sign" other certificates. All certificates immediately below the root certificate inherit the trustworthiness of the root certificate [18].

Secondly, during disassembly of the Wuala binaries, we identified multiple references to a 'WualaCACerts' file which contains several certificates that the Wuala client uses during its execution to include the Wuala CA file — mentioned previously. The reference below is to the bouncy castle implementation of a Keystore which also contains individual certificate entries. The contents of this particular file is discussed in the decompilation section below.

```
"K\x07\x08\x9BKB\x08\xE8\x01", 0
db      "", 0
db      "#\x05", 0
db      "", 0
db      "PK\x03\x04\x14", 0
db      "\x08", 0
db      "\x08", 0
db      "\rykC", 0
db      "", 0
```

```
db      "", 0
db      "", 0
db      "", 0
db      "", 0
db      "", 0
db      "", 0
db      "", 0
db      "", 0
db      "", 0
db      "", 0
db      "", 0
db      "\x10", 0
db      "\x02", 0
db      "WualaCACerts.bks", 0
```

Lastly, during the decompilation phase, we discovered that Wuala uses a combination of Name Obfuscation (e.g. changing method and variable names while maintaining the functionality). To overcome this, we performed searches across the entire codebase for files that fit into the aforementioned categories. The primary results of the Wuala decompilation process yielded the WualaCACerts file. This file contains 4 certificate entries: *wualaadminca*, *wualaserverca*, *wualaca*, and *wualaclientca*. Each certificate is named to denote the function it serves within the operation of the Wuala application (i.e., administrative, client, server, and CA). Each certificate entry has an 'Extension' section with an ObjectID and a specification of what the key (within the certificate file is used for). In each of these, the key is used for Certificate Signing. According to IBM's *Key usage extensions and extended key Usage* page, the Certificate Signing key usage extension is to be used when the subject public key is used to verify a signature on certificates. This extension can be used only in CA certificates [19]. We expound on the contents of the Wuala CA certificate below:

```
Alias name: wualaca
Creation date: Jan 6, 2012
Entry type: trustedCertEntry

Owner: CN=Wuala CA, OU=Wuala,
O=LaCie, L=Zrich, ST=Zrich, C=CH,
EMAILADDRESS=cert@wuala.com
Issuer: CN=Wuala CA, OU=Wuala, O=LaCie,
L=Zrich, ST=Zrich, C=CH,
EMAILADDRESS=cert@wuala.com

Serial number: 6688198d
Valid from: Thu Dec 22 11:08:42 EST 2011
until: Wed Jan 21 18:00:00 EST 2032

Certificate fingerprints:
MD5: BF:3F:B2:38:B9:8C:8A:A0:86:8E:
40:64:24:E5:33:4D
```

```
SHA1: 26:E5:2F:4B:42:56:9F:EE:1B:07:
28:0E:72:56:10:D6:0A:87:64:2D
SHA256: 0C:37:CB:B8:63:F1:66:91:91:
59:65:35:19:5D:34:D5:6B:E7:41:F2:
D7:03:DB:26:20:8F:35:9A:25:BD:10:8F
```

```
Signature algorithm name: SHA1withRSA
Version: 3
```

Extensions:

```
#1: ObjectId: 2.5.29.15 Criticality=false
KeyUsage [
  Key_CertSign
  Crl_Sign
]
```

As indicated by the algorithms identified in the certificates as well as the key usage extension, this certificate is used for creating and verifying digital signatures. However, the same certificates could be issued by Wuala for performing other PKI-related functions to include both encryption and decryption of user data or the creation of private groups.

6.2 Spider Oak Analysis

In the case of Spider Oak, the disassembly of its binary did not yield results to substantiate our claims, thus we focused primarily on the results of decompilation and network traffic analysis in this section. During the code analysis of Spider Oak, we uncovered a 'Public Key' folder containing DSA files, RSA files, a public key file, and other crypto-related files. These files were each disassembled and evaluated for evidentiary purposes. The 'RSA.pyc' file is presented below as a representative sample. It shows a call to (or definition of) a 'generate' function used to generate an RSA public/private key pair programmatically. There is a similar file for generating a DSA key pair which we excluded. The generation of certificates in a programmatic function confirms that users are not allowed to use their own certificates for cryptographic purposes which can allow Spider Oak to generate certificates 'on behalf' of legitimate users. As a result, a user could be tricked into sharing data with Spider Oak instead of the intended user as detailed in section 4.

```
db      "\x0C", 0
db      "d\x08", 0
db      "\x82\x02", 0
db      "| \x03", 0
db      "S\t", 0
db      "", 0
```

```
db      "", 0
db      "s\xE9", 0
db      "", 0
db      "", 0
db      "generate(bits:int, randfunc
:callable, progress_func:callable)
Generate an RSA key of length 'bits',
using 'randfunc' to get random data
and 'progress_func', if present, to display
the progress of the key generation. l\x02"
db      "", 0
db      "", 0
db      "\x01", 0
db      "\x02", 0
db      "s\x04", 0
db      "", 0
db      "", 0
db      "p,q\nl\x01", 0
db      "", 0
db      "", 0
db      "\x01", 0
db      "i\x01", 0
db      "", 0
db      "", 0
db      0x67 ; 'g'
db      0x11 ; '.'
db      0xea ; '.'
db      0x2d ; '-'
db      0x81 ; '.'
```

Unlike Wuala, Spider Oak does not appear to use any form of code obfuscation. The files we examined contained the .pyc extension which is the equivalent of a Java Byte Code file for the Python programming language. To analyze these files, we had to decompile them to the original Python Source code. Similar to Wuala, Spider Oak uses a file called 'certs.pyc' to store its certificates. This file contained 5 certificate entries: Equifax Secure CA, GeoTrust Global CA (2), RapidSSL CA, and the Spider Oak Root CA. Contents of the Spider Oak Root CA certificate are as follows:

```
Data:          Version: 1 (0x0)
Serial Number: ea:14:d7:ad:6a:cf:dc:35
Signature Algorithm: sha1WithRSAEncryption
Issuer:
emailAddress = ssl@spideroak.com
organizationName = SpiderOak
localityName = Chicago
stateOrProvinceName = Illinois
countryName = US
Validity
Not Before: May 15 03:26:25 2010 GMT
Not After : May 12 03:26:25 2020 GMT
```

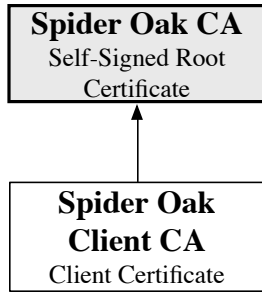


Figure 2: Spider Oak Client CA validation

```

Subject: emailAddress = ssl@spideroak.com
organizationName = SpiderOak
localityName = Chicago
stateOrProvinceName = Illinois
countryName = US
Subject Public Key Info:
Public Key Algorithm: rsaEncryption
Public-Key: (2048 bit)
  
```

This analysis phase revealed a self-signed root certificate from Spider Oak. A self-signed certificate is an identity certificate that is signed by the same identity it certifies. As mentioned above, a typical PKI scheme requires certificates to be signed by a Trusted Third Party (TTP) for verification purposes. Self-signed certificates cannot (by nature) be revoked, which may allow an attacker who has already gained access to monitor and inject data into a connection to spoof an identity if a private key has been compromised [20]. In this case, the attacker could potentially be Spider Oak (e.g. spoofing the identity of another user and gaining access to user data).

Lastly, examining the network traffic between the Spider Oak client and server produced the same root certificate identified during Decompilation. As a root certifier, Spider Oak is also responsible for validating any certificate in its trusted certificate chain – to include Spider Oak client certificates issued to users. Finding this type of certificate also demonstrates the fact that as a certificate issuer, Spider Oak can issue user certificates that spoof the identity of another user resulting in a data confidentiality breach when data is shared with another Spider Oak user. Similar to the Wuala example, we show in Figure 2 the Spider Oak Client certificate being validated by the Spider Oak Root CA.

6.3 Tresorit Analysis

During the Decompilation of Tresorit, we did not identify any independent certificate files as was the case with Wuala and Spider Oak. According to Tresorit’s documentation, a roaming profile file contains both the

SSL/TLS client certificate and the associated private key required to communicate with Tresorit’s servers, and agreement certificates and private keys to securely access and decrypt the contents of a Tresor. Hence, there were not any specific certificate entries to examine during this phase.

Disassembly of the Tresorit binary contained a number of references to certificate operations, files, and uses with application. The entry below shows the loading of a certificate in the traditional X.509 format. This verifies that certificates are issued by Tresorit to users and are utilized in the application for cryptographic functions. However, this does not fully substantiate the fact that Tresorit is operating in a Certificate Authority (CA) capacity.

```

db      "y_OBJ", 0
db      "X509_get_pubkey_parameters", 0
db      "X509_load_cert_crl_file", 0
db      "X509_load_cert_file", 0
db      "X509_load_crl_file", 0
db      0x58 ; 'X'
db      0x35 ; '5'
db      0x30 ; '0'
db      0x39 ; '9'
db      0x5f ; '_'
db      0x4e ; 'N'
db      0x41 ; 'A'
db      0x4d ; 'M'
db      0x45 ; 'E'
db      0x5f ; '_'
db      0x61 ; 'a'
db      0x64 ; 'd'
db      0x64 ; 'd'
db      0x5f ; '_'
db      0x65 ; 'e'
db      0x6e ; 'n'
  
```

In the network analysis of Tresorit, we identified a certificate issued by Tresorit — the Tresorit User CA certificate. This certificate differs from the Wuala and Spider Oak certificates in that it is validated by the StartCom CA which would imply that they are using a TTP to ensure 100% data confidentiality during sharing transactions. However, the fact that this certificate was issued by Tresorit verifies that they also can view user data whenever the keys are used for encryption/decryption purposes. Additionally, the fact that users are neither allowed to use their own certificates or enter credentials to generate their own certificates upon signing up with any of the three CSPs gives credence to our claims that counterfeit certificates could be issued. This would lead users to implicitly trust that other users are who they say they are (i.e., the CSP is not acting on their behalf). Figure 3 shows the certificate extracted from the network traffic

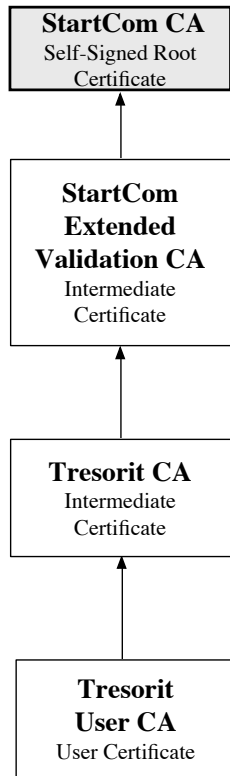


Figure 3: Tresorit User CA validation

stream between the Tresorit client and server.

7 Potential Solutions

To address the weaknesses discussed in the previous sections, users should be issued standard certificates via Trusted Third Party which is typical to a traditional Public/Private Key implementation. Alternatively, out-of-band verification mechanisms should be used such as those provided by several implementations of off-the-record (OTR) messaging [21]. Similarly, Tresorit makes use of ICE — a proprietary protocol that is designed to work in a semi-trusted environment. It does not rely solely on the trustworthiness of the certificate authority issuing the users’ certificates, but also an invitation secret and optional pairing password.

Lastly, to enhance the security associated with sharing data via Private Web Link, it is possible to require password authentication prior to listing shared files. Spider Oak employs such a strategy although the CSP would still be required to verify that the password was entered correctly.

8 Conclusions

In this paper we examined three major Cloud Storage Providers (CSPs) for weaknesses associated with their sharing functions. Each CSP claims to offer 100% user data confidentiality through all data transactions executed within their respective cloud instances. We discovered that these principles of confidentiality hold true in use cases where data is not shared with other cloud users or with entities outside of the cloud storage environment (e.g. non-members).

We presented several scenarios in which data confidentiality could be breached to include: when data is shared via Public Web Link, when data is shared via Private Web Link, when CSP is accessed via Web Browser (i.e. web access), and when data is shared via Group or Private folder (due to the CSP being the issuer of the certificates used for cryptographic operations – hence could allocate counterfeit certificates to users). We provide evidence in the form of Network Traffic and Source Code analysis (i.e. reverse-engineering) for each CSP to substantiate these claims.

Lastly, we proposed several alternative approaches to address the weakness identified. The solutions are a combination of best practices associated with the use of PKI, other cryptographic primitives generally accepted for protecting the confidentiality of shared information, as well as a novel approach employed in the domain of financial transactions. These techniques can be applied to any CSP that offers both client-side encryption and internal or external data sharing.

References

- [1] Bohn, Robert. “NIST Cloud Computing Program.” Cloud Computing. National Institute of Standards and Technology, 02 Dec. 2011. Web. 06 Feb. 2014.
- [2] SearchStorage. “Storage as a Service (SaaS):” What Is Storage as a Service. SearchStorage, Feb. 2009. Web. 06 Feb. 2014.
- [3] Lacie. Wuala. Lacie, 01 Jan. 2014. Web. 06 Feb. 2014.
- [4] Spider Oak. 100% Private Online Backup, Sync & Sharing. SpiderOak. SpiderOak, 2014. Web. 06 Feb. 2014.
- [5] Tresorit. Secure File Sync and Share. Tresorit, 2014. Web. 06 Feb. 2014.
- [6] Borgmann, Moritz, and Michael Waidner. On the Security of Cloud Storage Services. Stuttgart: Fraunhofer-Verl., 2012. Print.

- [7] Mager, T., Biersack, E. and P. Michiardi. "A Measurement Study of the Wuala On-line Storage Service." Peer to Peer IEEE International Conference Proceedings (2012): 237-48. Print.
- [8] Kholia, Dhuru, and Przemyslaw Wegrzyn. "Looking inside the (Drop) Box." 7th USENIX Workshop on Offensive Technologies (2013).
- [9] Hacker10. "List of USA Cloud Storage Services with Client Side Encryption." Hacker 10 Security Hacker, 12 Sept. 2013. Web. 18 Feb. 2014.
- [10] Hacker10. "List of Non USA Cloud Storage Services with Client Side Encryption." Hacker 10 Security Hacker, 12 Sept. 2013. Web. 18 Feb. 2014.
- [11] Tresorit. "Tresorit: White Paper." Tresorit, 2012. Web. 18 Feb. 2014.
- [12] Wireshark Foundation. "WireShark." Wireshark Foundation, 1998. Web. 18 Feb. 2014.
- [13] Telerik. "Fiddler." The Free Web Debugging Proxy by Telerik. Telerik, 2002. Web. 18 Feb. 2014.
- [14] "AndroChef Java Decompiler." AndroChef Java Decompiler, n.d. Web. 18 Feb. 2014.
- [15] Bnony, Vincent. "Hopper." Vincent Bnony, n.d. Web. 18 Feb. 2014.
- [16] Synalysis. "Synalyze It!" Reverse Engineering and Binary File Analysis Made Easy. Synalysis, 2010. Web. 18 Feb. 2014.
- [17] Froomkin, A. Michael. "1996 A.Michael Froomkin: The Essential Role OfTrusted Third Parties in Electronic Commerce." 1996 A.Michael Froomkin: The Essential Role of Trusted Third Parties in Electronic Commerce. N.p., 14 Oct. 1994. Web. 18 Feb. 2014.
- [18] Microsoft. "What Are CA Certificates?" Technet Library. Microsoft Technet, 3 Mar. 2003. Web. 18 Feb. 2014.
- [19] "IBM Lotus Domino and Notes Information Center." IBM Lotus Domino and Notes Information Center. N.p., 14 Aug. 2008. Web. 18 Feb. 2014.
- [20] "The IEEE P1363 Home Page." IEEE P1363 – Standard Specifications For Public Key Cryptography. N.p., 10 Oct. 2008. Web. 18 Feb. 2014.
- [21] Goldberg, Ian. "Off-the-Record Messaging." Off-the-Record Messaging. OTR Development Team, 2012. Web. 25 Feb. 2014.
- [22] Grolimund, Dominik, Luzius Meisser, Stefan Schmid, and Roger Wattenhofer. "Crypttree: A Folder Tree Structure for Cryptographic File Systems." Reliable Database Systems. Computer Engineering and Networks Laboratory, 4 Oct. 2006. Web. 25 Feb. 2014.