

Tyler's Shape Matrix Estimator in Elliptical Models with Convex Structure

Ilya Soloveychik, Ami Wiesel,

Rachel and Selim Benin School of Computer Science and Engineering, the Hebrew University of Jerusalem, Israel

Abstract—We address structured covariance estimation in elliptical distributions by assuming that the covariance is a priori known to belong to a given convex set, e.g., the set of Toeplitz or banded matrices. We consider the General Method of Moments (GMM) optimization applied to robust scatter M-estimators subject to these convex constraints. Unfortunately, GMM turns out to be non-convex due to the objective. Instead, we propose a new COCA estimator - a convex relaxation which can be efficiently solved. We prove that the relaxation is tight in the unconstrained case for a finite number of samples, and in the constrained case asymptotically. We then illustrate the advantages of COCA in synthetic simulations with structured compound Gaussian distributions. In these examples, COCA outperforms competing methods such as the Tyler's estimator and its projection onto the structure set.

Index Terms—Elliptical distribution, Tyler's scatter estimator, Generalized Method of Moments, robust covariance estimation.

I. INTRODUCTION

Covariance matrix estimation is a fundamental problem in the field of statistical signal processing. Many algorithms for detection and inference rely on accurate covariance estimators [1, 2]. The problem is well understood in the Gaussian unstructured case. But becomes significantly harder when the underlying distribution is non-Gaussian, for example in elliptical distributions, and when there is prior knowledge on the structure. In this paper, we propose a unified framework for covariance estimation in elliptical distributions with general convex structure.

Over the last years there was a great interest in covariance estimation with known structure. The motivation to these works is that in many modern applications the dimension of the underlying distribution is large and there are not enough samples to estimate it precisely without additional structure hypotheses. The prior information on the structure reduces the number of degrees of freedom in the model and allows accurate estimation with a small number of samples. This is clearly true when the structure is exact, but also when it is approximate due to the well known bias-variance tradeoff. Prior knowledge on the structure can originate from the physics of the underlying phenomena or from similar datasets, e.g., [3, 4, 5, 6, 7].

Many covariance structures are easily represented in a convex form. Probably the most popular structure is the Toeplitz model. It arises naturally in the analysis of stationary

time series which are used in a wide range of applications including radar imaging, target detection, speech recognition, and communication systems, [3, 4, 8]. Toeplitz matrices are also used to model the correlation of cyclostationary processes in periodic time series [9]. In other settings the number of parameters can be reduced by assuming that the covariance matrix is sparse [10, 11]. A popular sparse model is the banded covariance, which is associated with time-varying moving average models [11]. Another important example of a convex structure is the SPICE estimator, which was proposed in [6] to treat high-dimensional array processing problems, where the covariance structure is approximated by a low-dimensional linear combination of known rank one matrices. Finally, a structure that recently attracted considerable attention involves low-rank matrices. In the last decade, all of these structures have been successfully considered in the Gaussian case.

In a different line of works, there is an increasing interest in robust covariance estimation for non-Gaussian distributions [12, 13, 14, 15]. Significant attention is being paid to the family of elliptical distributions, which includes as particular cases Generalized Gaussian distribution (GG), Compound Gaussian (CG) and many others [16]. Elliptical models are commonly used to measure radar clutter [17], noise and interference in indoor and outdoor mobile communication channels [18] and other applications. For these purposes robust covariance estimators were developed including Maronna's famous scatter M-estimator [19]. Later Tyler [20] proposed a particular kind of scatter M-estimator which has become widely used [12, 13, 21]. One of the most prominent disadvantage of these methods is that they involve non-convex optimization problem, thus making imposition of additional constraints rather difficult. In some cases it is possible to cure this obstacle by changing the metric of the underlying manifold, thus appealing to the notion of geodesic (g -) convexity. It has been recently shown that some of the popular M-estimators are in fact g -convex, which significantly simplifies their treatment [14]. But still, if one wants to impose an additional constraint on the scatter matrix it must be formulated in a form of a g -convex set, rather than a classical convex set. Different improvements were achieved in this direction [15], but this field is not still developed enough in order to solve the problems under consideration.

In the present work we derive COCA - CONvexly CONstrAined Covariance Matching estimator. It is based on the concept of Generalized Method of Moments (GMM) [22]. It searches for a covariance of a given convex structure

that minimizes the norm of a sample moment's identity. This identity is in fact the optimality condition of an M-estimator. COCA tries to simultaneously satisfy this condition while constraining the structure. Unfortunately, this requires solving a high dimensional non-convex minimization program. Instead, we propose a convex relaxation and express COCA as a standard convex optimization with linear matrix inequalities which can be computed using off-the-shelf numerical solvers, such as CVX, [23, 24]. In terms of its analysis, we prove two promising results. First, in the unconstrained case, COCA is tight and identical to an M-estimator. This result basically "convexifies" Tyler's estimator and M-estimators in general. Second, in the structured case, COCA is asymptotically tight and hence consistent. Finally, we demonstrate the finite sample advantages of COCA over existing methods using numerical simulations.

The paper is organized in the following way. First, we formulate the problem, derive its Cramer-Rao performance bounds and briefly describe the existing solutions: the sample covariance, Tyler's estimator, the more general class of M-estimators and the projection method. We then introduce GMM, derive its convex relaxation named COCA, show that it coincides with the Tyler's estimator in the unconstrained case. Then we prove that adding convex structure does not affect asymptotic consistency of the COCA estimator. After this we generalize these asymptotic results to the class of M-estimators satisfying some convexity conditions. Finally, we provide numerical examples and applications demonstrating the performance advantages of COCA.

We denote by $\mathcal{P}(p)$ the closed cone of symmetric positive semi-definite $p \times p$ matrices endowed with the partial order \succ . When convergence of random entities is considered *a.s.* denotes the almost sure with respect to the probability measure convergence and \xrightarrow{P} denotes convergence in probability. For a matrix \mathbf{M} , $\|\mathbf{M}\|_{Frob}$ and $\|\mathbf{M}\|_2$ denote correspondingly its Frobenius and spectral norms; \mathbf{M}^T states for the transpose and \mathbf{M}^H for the conjugate transpose. Given a matrix \mathbf{M} , the operator $\text{vec}(\mathbf{M})$ stacks all its columns into a one tall column; \otimes denotes the Kronecker (tensor) product of matrices. The sample measurements $\mathbf{x}_i \in \mathbb{R}^p$ or \mathbb{C}^p are assumed to be independent and identically distributed (i.i.d.).

All the definitions and statements are formulated in terms of real numbers for simplicity, but can be easily extended to a complex case by changing transpositions to hermitian conjugation.

II. MODEL AND PROBLEM FORMULATION

A. Real Angular Elliptical distribution

Consider a p dimensional, zero mean, elliptically distributed random vector $\mathbf{s} \in \mathbb{R}^p$. Such a vector can be defined as [16]

$$\mathbf{s} = r\mathbf{\Lambda}\mathbf{u},$$

where \mathbf{u} is a q dimensional random vector, uniformly distributed over the unit hypersphere, r is a nonnegative random variable, $\mathbf{\Lambda} \in \mathbb{R}^{p \times q}$. The random variable r is called the generating variate of \mathbf{s} , we assume r has no atom at 0 and is stochastically independent of \mathbf{u} . The parameter $\mathbf{\Theta}_0 = \mathbf{\Lambda}\mathbf{\Lambda}^T$ is

referred to as the dispersion or shape matrix of \mathbf{x} and coincides with its covariance matrix (up to a scaling factor) when it exists; we assume $\mathbf{\Theta}_0 \succ 0$. The topic of this paper is the estimation of this shape matrix.

A closely related distribution is the Real Angular Elliptically (RAE) denoted by $\mathbf{x} \sim \mathcal{U}(\mathbf{\Theta}_0)$. This distribution can be obtained by normalizing an elliptical random vector \mathbf{s} :

$$\mathbf{x} = \frac{\mathbf{s}}{\|\mathbf{s}\|}, \mathbf{s} \neq 0,$$

The RAE probability density function is given by

$$p(\mathbf{x}) = \frac{z(p)}{\sqrt{|\mathbf{\Theta}_0|}} \frac{1}{(\mathbf{x}^T \mathbf{\Theta}_0^{-1} \mathbf{x})^{p/2}}, \quad (1)$$

where $z(p)$ is the normalization constant and \mathbf{x} lie on a unit p -dimensional sphere. Ignoring constants, the negative log-likelihood function of RAE distribution is given by

$$f(\mathbf{\Theta}; \mathbf{x}) = \frac{1}{2} \log |\mathbf{\Theta}| + \frac{p}{2} \log (\mathbf{x}^T \mathbf{\Theta}^{-1} \mathbf{x}), \quad (2)$$

The importance of the RAE distribution is that it allows us to normalize any elliptical random vector and eliminate the dependence on the generating variate.

B. Structure

In many applications, it is common to assume prior information on the structure of $\mathbf{\Theta}_0$. In particular, we can assume that it belongs to a known closed convex subset $\mathcal{S} \subset \mathcal{P}(p)$. In many applications the role of \mathcal{S} is played by a part of an affine hyperplane laying inside $\mathcal{P}(p)$. For simplicity, we consider the case of an affine set \mathcal{S} , but most of the results can be generalized to an arbitrary closed convex set separated from zero. Specifically, we assume that

$$\mathcal{S} = \mathcal{L} \cap \mathcal{P}(p), \quad (3)$$

where the hyperplane \mathcal{L} is given as

$$\mathcal{L} = \mathbf{B}_0 + \left\{ \sum_{i=1}^k a_i \mathbf{B}_i, \mathbf{B}_i \in \mathbb{R}^{p \times p}, a_i \in \mathbb{R} \right\}, \mathbf{B}_0 \succeq 0, \quad (4)$$

$k = \dim \mathcal{L}$.

Typical examples of such affine structures are:

- **Toeplitz:** In stationary time series, the covariance between the i -th and the j -th components depend only on the difference $|i - j|$. This kind of processes is encountered very often in many engineering areas including statistical signal processing, radar imaging, target detection, speech recognition, and communications systems, [3, 4, 8, 9, 25, 26]. The hyperplane \mathcal{L} forms a $k = p$ dimensional affine subspace. Using the notations in (4) we have

$$\begin{aligned} \mathbf{B}_0 &= 0, \\ \mathbf{B}_{i+1} &= \frac{1}{1 + \delta_{ij}} (\text{diag} \{[1, \dots, 1], i\} + \text{diag} \{[1, \dots, 1], -i\}), \\ i &= 0, \dots, p-1. \end{aligned} \quad (5)$$

where $\text{diag} \{\mathbf{y}, i\}$ is a $p \times p$ matrix with all entries zero except for the i -th sub-diagonal (the sign of i shows if it

is above or below the main diagonal) which is occupied by the vector \mathbf{y} of length $p - |i|$.

- **Banded:** A natural approach to covariance modeling is to quantify the statistical relation using the notion of independence or correlation, which corresponds to sparsity in the covariance matrix [11]. Assuming that i -th element of the random vector is uncorrelated with the j -th if $|i - j| > b$ leads to b -banded structure, also known as time varying moving average models. Using the definition in (4) we have

$$\mathbf{B}_0 = 0, \mathbf{B}_{ij} = \frac{1}{1 + \delta_{ij}}(\mathbf{E}_{ij} + \mathbf{E}_{ji}),$$

$$i = 0, \dots, p - 1, j = i, \dots, \min(i + b, p). \quad (6)$$

where \mathbf{E}_{ij} are the unit matrices. Here the dimension is $k = \frac{(2p-b)(b+1)}{2}$.

- **Direction of Arrival Problem:** The problem of finding the direction of arrivals (DOA's) of k plane waves impinging on a passive array of p narrow-banded sensors can be reduced to that of estimating the parameters in the following model

$$\mathbf{x}_i = \mathbf{B}(\boldsymbol{\theta})\mathbf{y}_i + \omega_i, \quad i = 1, \dots, n, \quad (7)$$

where \mathbf{x}_i are the noisy observation vectors, \mathbf{y}_i are the unknown signal vectors, and ω_i are hidden noise processes. The vector $\boldsymbol{\theta} = [\theta_1 \dots \theta_p]$ consists of unknown real parameters, and the matrix $\mathbf{B}(\boldsymbol{\theta}) \in \mathbb{C}^{p \times k}$ has the following special structure:

$$\mathbf{B}(\boldsymbol{\theta}) = [\mathbf{b}(\theta_1) \dots \mathbf{b}(\theta_p)], \quad (8)$$

where $\mathbf{b}(\theta_j)$ is the so-called steering vector or transfer vector (between the j -th signal source and the array output i). The exact form of the $\mathbf{b}(\theta)$ vectors depend on the array configuration. For example in uniform and linear array we have

$$\mathbf{b}(\theta) = [1 \ e^{i\theta} \ e^{2i\theta} \ \dots \ e^{(p-1)i\theta}]^T. \quad (9)$$

Note that, except for $\boldsymbol{\theta}$, all the variables in this model are complex valued. Assuming that the elements of \mathbf{y}_i are independent, the covariance matrix of \mathbf{x}_i can be easily decomposed as

$$\boldsymbol{\Theta}_0 = \sum_{i=1}^k v_i \mathbf{b}(\theta_i) \mathbf{b}(\theta_i)^H + \sigma^2 \mathbf{I}. \quad (10)$$

The goal is to estimate $\boldsymbol{\theta}$ from the measurements $\mathbf{x}_i, i = 1, \dots, n$. In particular, a standard approach is to estimate the covariance with a structure that satisfies (10) and solve for the corresponding $\boldsymbol{\theta}$. For this purpose, we generate a dense grid of N points $\bar{\theta}_i$ over the interval of possible angles $[\theta_l; \theta_u]$ and the true covariance matrix is being fitted by the linear model

$$\boldsymbol{\Theta} = \sum_{i=1}^N a_i \mathbf{b}(\bar{\theta}_i) \mathbf{b}(\bar{\theta}_i)^H + \sigma^2 \mathbf{I}, \quad (11)$$

where $a_i \geq 0$. If necessary, the l_1 norm of the parameter vector $\mathbf{a} = \{a_1, \dots, a_k\}$ can be constrained to ensure

sparsity, see for example [6]. Returning to the structure notations in (4) we have

$$\mathbf{B}_0 = \sigma^2 \mathbf{I}, \mathbf{B}_i = \mathbf{b}(\bar{\theta}_i) \mathbf{b}(\bar{\theta}_i)^H, i = 1, \dots, N. \quad (12)$$

C. Problem

We can now state the problem addressed in this paper: let $\mathbf{x}_i \sim \mathcal{U}(\boldsymbol{\Theta}_0), i = 1, \dots, n$, $\boldsymbol{\Theta}_0 \in \mathcal{S}$ and assume the prior knowledge on the true covariance matrix is given in the form of an affine set. We are interested in estimation of the unknown shape matrix $\boldsymbol{\Theta}_0$.

III. PERFORMANCE BOUNDS

Before addressing the possible solutions for the above covariance estimation, it is instructive to examine the inherent performance bounds. For this purpose, we consider the Cramer-Rao Bound (**CRB**) on the mean squared error of unbiased estimators. Under mild regularity conditions, the **CRB** is asymptotically achievable by the maximum likelihood (ML) estimator and is therefore an important benchmark. Similar bounds have been discussed in [27, 28].

A straight forward approach to the **CRB** is to use the structured parameterization in (4) and compute the Fisher Information Matrix **FIM** associated with the vector $\mathbf{a} = \{a_1, \dots, a_k\}$. The **CRB** would then be obtained by inverting this matrix. Unfortunately, this approach will fail as the matrix is singular. Indeed, it is impossible to estimate the scaling of the covariance due to the normalization in our model. Instead, we need an alternative parameterization which eliminates this scale invariance. Specifically, we add the constraint $\text{Tr}(\boldsymbol{\Theta}) = p$ and re-parameterize the structure of \mathcal{L} while lowering its dimension to $k' = k - 1$:

$$\mathcal{L}' = \mathbf{D}_0 + \left\{ \sum_{i=1}^{k-1} a_i \mathbf{D}_i, \mathbf{D}_i \in \mathbb{R}^{p \times p}, a_i \in \mathbb{R} \right\}, \mathbf{D}_0 \succeq 0. \quad (13)$$

From now on we denote $\mathcal{S}' = \mathcal{L}' \cap \mathcal{P}(p)$. For example, in the Toeplitz and banded examples discussed above we have:

- **Toeplitz:** The coefficient a_1 in \mathcal{L} is no longer needed since the main diagonal becomes known, and

$$\mathbf{D}_0 = \mathbf{I}, \mathbf{D}_i = \mathbf{B}_{i+1}, i = 1, \dots, p - 1.$$

- **Banded:** Of the p diagonal elements, the first $p - 1$ are chosen as independent, and we obtain

$$\mathbf{D}_i = \mathbf{E}_{ii} - \mathbf{E}_{pp}, i = 1, \dots, p - 1,$$

$$\mathbf{D}_i = \frac{1}{1 + \delta_{jl}}(\mathbf{E}_{jl} + \mathbf{E}_{lj}), j = 1, \dots, p - 1,$$

$$l = j + 1, \dots, \min(i + b + 1, p), i = p, \dots, \frac{(2p-b)(b+1)}{2} - 1.$$

Given this scale dependent parametrization, the **FIM** computed element-wise reads as

$$\begin{aligned} \mathbf{FIM}_{jm}(\mathbf{a}) &= \mathbb{E} \left(\frac{\partial \ln p(\mathbf{x}; \mathbf{a}_0)}{\partial a_j} \frac{\partial \ln p(\mathbf{x}; \mathbf{a}_0)}{\partial a_m} \right) \\ &= -\mathbb{E} \left(\frac{\partial^2 \ln p(\mathbf{x}; \mathbf{a}_0)}{\partial a_j \partial a_m} \right), \end{aligned} \quad (14)$$

where \mathbf{a}_0 corresponds to the parametrization of the true covariance matrix. The partial derivatives of the log-likelihood (2) of a RAE vector are given by

$$\frac{\partial \ln p(\mathbf{x}; \mathbf{a}_0)}{\partial a_j} \quad (15)$$

$$= \frac{1}{2} \left(\text{Tr}(\Theta^{-1} \mathbf{D}_j) - p \frac{\mathbf{x}^T \Theta^{-1} \mathbf{D}_j \Theta^{-1} \mathbf{x}}{\mathbf{x}^T \Theta^{-1} \mathbf{x}} \right), j = 1, \dots, k'. \quad (16)$$

For $\mathbf{x} \sim \mathcal{U}(\Theta_0)$ below we make use of the following identities (see for example [27, 28]):

$$\mathbb{E} \left[\frac{\mathbf{x}^T \mathbf{A} \mathbf{x}}{\mathbf{x}^T \Theta_0^{-1} \mathbf{x}} \right] = \frac{\text{Tr}(\Theta_0 \mathbf{A})}{p}, \quad (17)$$

$$\mathbb{E} \left[\frac{\mathbf{x}^T \mathbf{A} \mathbf{x} \mathbf{x}^T \mathbf{B} \mathbf{x}}{(\mathbf{x}^T \Theta_0^{-1} \mathbf{x})^2} \right] = \frac{\text{Tr}(\Theta_0 \mathbf{A}) \text{Tr}(\Theta_0 \mathbf{B}) + 2 \text{Tr}(\Theta_0 \mathbf{A} \Theta_0 \mathbf{B})}{p(p+2)}. \quad (18)$$

Together, we obtain

$$\begin{aligned} 4\text{FIM}(\mathbf{a})_{jm} &= \text{Tr}(\Theta_0^{-1} \mathbf{D}_j) \text{Tr}(\Theta_0^{-1} \mathbf{D}_m) \\ &\quad - p \text{Tr}(\Theta_0^{-1} \mathbf{D}_j) \mathbb{E} \left(\frac{\mathbf{x}^T \Theta_0^{-1} \mathbf{D}_m \Theta_0^{-1} \mathbf{x}}{\mathbf{x}^T \Theta_0^{-1} \mathbf{x}} \right) \\ &\quad - p \text{Tr}(\Theta_0^{-1} \mathbf{D}_m) \mathbb{E} \left(\frac{\mathbf{x}^T \Theta_0^{-1} \mathbf{D}_j \Theta_0^{-1} \mathbf{x}}{\mathbf{x}^T \Theta_0^{-1} \mathbf{x}} \right) \\ &\quad + p^2 \mathbb{E} \left(\frac{\mathbf{x}^T \Theta_0^{-1} \mathbf{D}_j \Theta_0^{-1} \mathbf{x} \mathbf{x}^T \Theta_0^{-1} \mathbf{D}_m \Theta_0^{-1} \mathbf{x}}{(\mathbf{x}^T \Theta_0^{-1} \mathbf{x})^2} \right) \\ &= \text{Tr}(\Theta_0^{-1} \mathbf{D}_j) \text{Tr}(\Theta_0^{-1} \mathbf{D}_m) - 2 \text{Tr}(\Theta_0^{-1} \mathbf{D}_j) \text{Tr}(\Theta_0^{-1} \mathbf{D}_m) \\ &\quad + p^2 \frac{\text{Tr}(\Theta_0^{-1} \mathbf{D}_m) \text{Tr}(\Theta_0^{-1} \mathbf{D}_j) + 2 \text{Tr}(\Theta_0^{-1} \mathbf{D}_m \Theta_0^{-1} \mathbf{D}_j)}{p(p+2)} \\ &= -\text{Tr}(\Theta_0^{-1} \mathbf{D}_j) \text{Tr}(\Theta_0^{-1} \mathbf{D}_m) \\ &\quad + p \frac{\text{Tr}(\Theta_0^{-1} \mathbf{D}_m) \text{Tr}(\Theta_0^{-1} \mathbf{D}_j) + 2 \text{Tr}(\Theta_0^{-1} \mathbf{D}_m \Theta_0^{-1} \mathbf{D}_j)}{p+2} \\ &= 2 \frac{p \text{Tr}(\Theta_0^{-1} \mathbf{D}_m \Theta_0^{-1} \mathbf{D}_j) - \text{Tr}(\Theta_0^{-1} \mathbf{D}_j) \text{Tr}(\Theta_0^{-1} \mathbf{D}_m)}{p+2}, \\ j, m &= 1, \dots, k'. \end{aligned}$$

The unknown covariance Θ depends on \mathbf{a} linearly:

$$\text{vec}(\Theta) = \mathbf{J} \mathbf{a},$$

where

$$\mathbf{J} = \left\{ \frac{\partial \text{vec}(\Theta)}{\partial \mathbf{a}} \right\} = \{\text{vec}(\mathbf{D}_1), \dots, \text{vec}(\mathbf{D}_k)\}$$

is the Jacobian $p^2 \times k'$ matrix. Thus, the CRB on the covariance error is

$$\text{CRB}(\Theta) = \mathbf{J} \text{CRB}(\mathbf{a}) \mathbf{J}^T = \mathbf{J} \text{FIM}^{-1}(\mathbf{a}) \mathbf{J}^T,$$

and

$$\text{MSE}(\Theta^{\text{Est}}) = \mathbb{E} \left[\|\Theta^{\text{Est}} - \Theta_0\|_{\text{Frob}}^2 \right] \geq \text{Tr}(\text{CRB}(\Theta)).$$

IV. EXISTING SOLUTIONS

In this section, we review the existing solutions to the covariance estimation problem with and without structure.

A. Sample Covariance

The classical solution to the above covariance estimation problem is the sample covariance matrix defined by

$$\Theta^{\text{SC}} = \frac{1}{n} \sum_{i=1}^n \mathbf{x}_i \mathbf{x}_i^T. \quad (19)$$

The sample covariance estimator is unbiased, always exists and is asymptotically consistent in any distribution with bounded moments by the Law of Large Numbers. In the Gaussian case when $n \geq p$, it also maximizes the likelihood and is asymptotically efficient. In the elliptical case it converges to a scaled shape matrix. Sample covariance has been extensively studied so far and is generally suboptimal. A broad exposition on sample covariance performance for a large class of distributions was performed in [29, 30]. An additional disadvantage of this estimator is its ignorance to the additional structure.

In the recent years there have been proposed a number of covariance matrix estimators for Gaussian models with linear structure based on sample covariance, see e.g. [31, 32].

B. Tyler's M-estimator

The most popular approach to the shape matrix estimation in elliptical distributions is due to Tyler [20]. This estimator is defined as the fixed point solution to the equation:

$$\Theta^{\text{Tyler}} = \frac{p}{n} \sum_{i=1}^n \frac{\mathbf{x}_i \mathbf{x}_i^T}{\mathbf{x}_i^T [\Theta^{\text{Tyler}}]^{-1} \mathbf{x}_i}. \quad (20)$$

This equation defines Θ^{Tyler} up to a scaling factor, so the scale has to be fixed by some additional constraint. Two popular choices are to fix $\text{Tr}(\Theta^{\text{Tyler}})$ or $|\Theta^{\text{Tyler}}|$ as constant. When $n > p$, it has been proven that the fixed point iteration converges to the unique solution with probability one [19]. This estimator is asymptotically consistent in all elliptical distributions. In fact, it maximizes the likelihood of the RAE population (2). The advantages of the Tyler's estimator are its simplicity and robustness. Its most significant drawbacks are that it does not necessary exist if $n < p$ and can hardly exploit known structure since the optimization problem obtained by minimizing the empirical likelihood (2) is not convex. In [21] knowledge based variants of the fixed point iteration were proposed without convergence analysis. Recently, regularized and structured versions of Tyler's estimator were proposed in [13, 14, 33, 34] based on the theories of concave Peron Frobenius and geodesic convexity. Another approach of imposing linear symmetry structure on the Tyler's estimator, making extensive use of the g -convexity of the problem, was proposed by [15], where the constraint set is given as a set of fixed points of certain isometries over the manifold $\mathcal{P}(p)$. Unfortunately, these approaches are limited in their modeling capabilities and cannot deal with general convex models as described above.

C. Convex Projection

A natural approach for introducing convex structure into covariance estimation is via projection. In our settings the projection is made onto a convex set \mathcal{S}' defined above, e.g.

[35, 36]. Given any unstructured estimator Θ^{Est} , e.g., the sample covariance or Tyler's estimate, its projection onto the closed convex set \mathcal{S}' is defined as

$$\mathcal{P}_{\mathcal{S}'}(\Theta^{\text{Est}}) = \underset{\mathbf{M} \in \mathcal{S}'}{\operatorname{argmin}} \|\mathbf{M} - \Theta^{\text{Est}}\|, \quad (21)$$

where $\|\cdot\|$ is some norm. For convex structures as described above, the projection is a convex optimization problem which can be efficiently solved using standard numerical packages, e.g., CVX, [23, 24].

The main advantage of the projection is that, when $\Theta_0 \in \mathcal{S}'$, the projection $\mathcal{P}_{\mathcal{S}'}(\Theta^{\text{Est}})$ is closer to Θ_0 than Θ^{Est} due to Pythagoras' theorem. The main disadvantage is that it requires a two-step solution which does not couple the distribution properties and the structure information simultaneously and is therefore suboptimal.

V. COCA ESTIMATOR

A. Definition

In this section we propose COCA - the CONvexly ConStrAined covariance estimator for elliptical distributions. Unlike the existing solutions, COCA exploits both the elliptical nature and the structure of the underlying distribution. COCA is based on the GMM [22] together with an asymptotically tight convex relaxation.

The underlying principle behind COCA is the following identity [16, 37]:

$$\mathbf{E} \left(p \frac{\mathbf{x}_i \mathbf{x}_i^T}{\mathbf{x}_i^T \Theta_0^{-1} \mathbf{x}_i} \right) = \Theta_0, \quad (22)$$

holding for all elliptical and RAE populations. Indeed, Tyler's estimator is just the sample based solution that satisfies this identity. When the number of samples is small, even without any structural assumptions, the solution to this equation does not necessarily exist. Instead, we propose the GMM approach which seeks an approximate solution to

$$\underset{\Theta \in \mathcal{S}'}{\min} \left\| \Theta - \frac{p}{n} \sum_{i=1}^n \frac{\mathbf{x}_i \mathbf{x}_i^T}{\mathbf{x}_i^T \Theta^{-1} \mathbf{x}_i} \right\|, \quad (23)$$

where $\|\cdot\|$ is some norm. Intuitively, this optimization tries to simultaneously solve Tyler's program and project it onto the set of prior structure. By choosing an adaptive weighted norm, an optimal solution to (23) would result in an asymptotically consistent and accurate estimator [22, 35]. Unfortunately, the objective is non-convex and it is not clear how to find its global solution in a tractable manner.

In what follows, we propose a convex relaxation of (23) that allows a computationally efficient solution. First, let us introduce auxiliary variables $d_i, i = 1, \dots, n$:

$$\begin{aligned} & \underset{\Theta \in \mathcal{S}', d_i}{\min} \left\| \Theta - \frac{1}{n} \sum_{i=1}^n d_i \mathbf{x}_i \mathbf{x}_i^T \right\| \\ & \text{subject to } d_i = \frac{p}{\mathbf{x}_i^T \Theta^{-1} \mathbf{x}_i}, i = 1 \dots n. \end{aligned} \quad (24)$$

This problem is not convex due to the equality constraints. We suggest to relax them to the inequalities:

$$\begin{aligned} & \underset{\Theta \in \mathcal{S}', d_i}{\min} \left\| \Theta - \frac{1}{n} \sum_{i=1}^n d_i \mathbf{x}_i \mathbf{x}_i^T \right\| \\ & \text{subject to } d_i \leq \frac{p}{\mathbf{x}_i^T \Theta^{-1} \mathbf{x}_i}, i = 1 \dots n, \\ & d_i > 0, i = 1 \dots n. \end{aligned} \quad (25)$$

This relaxed problem is actually a convex minimization. In order to show this we use

Proposition 1. (Schur's Complement [38]) For any symmetric matrix \mathbf{X} of the form

$$\mathbf{X} = \begin{pmatrix} \mathbf{A} & \mathbf{B} \\ \mathbf{B}^T & \mathbf{C} \end{pmatrix}$$

if \mathbf{C} is invertible then the following properties hold:

- 1) $\mathbf{X} \succeq 0$ iff $\mathbf{C} \succ 0$ and $\mathbf{A} - \mathbf{B}\mathbf{C}^{-1}\mathbf{B}^T \succeq 0$,
- 2) $\mathbf{X} \succeq 0$ iff $\mathbf{A} \succ 0$ and $\mathbf{C} - \mathbf{B}^T\mathbf{A}^{-1}\mathbf{B} \succeq 0$.

As a corollary we obtain that for $\Theta \in \mathcal{P}(p)$, $\Theta \succ 0$, $\mathbf{x} \in \mathbb{R}^p$ and $\alpha > 0$ the following conditions are equal:

- 1) $\Theta \succeq \frac{1}{\alpha} \mathbf{x} \mathbf{x}^T$,
- 2) $\alpha \geq \mathbf{x}^T \Theta^{-1} \mathbf{x}$.

Thus, we rewrite the inequalities $d_i \leq \frac{p}{\mathbf{x}_i^T \Theta^{-1} \mathbf{x}_i}, i = 1 \dots n$ as convex linear matrix inequalities (LMI):

$$\Theta^{\text{COCA}} = \arg \begin{cases} \underset{\Theta \in \mathcal{S}', d_i}{\min} \left\| \Theta - \frac{1}{n} \sum_{i=1}^n d_i \mathbf{x}_i \mathbf{x}_i^T \right\| \\ \text{subject to } \Theta \succeq \frac{1}{p} d_i \mathbf{x}_i \mathbf{x}_i^T, \forall i = 1 \dots n, \\ d_i > 0, \forall i = 1 \dots n. \end{cases} \quad (26)$$

In this form COCA can be efficiently computed by standard semi-definite program solvers, e.g., CVX, [23, 24].

B. Consistency

The non-relaxed version of COCA in (23) is clearly a reasonable approach for structured covariance estimation in elliptical models. The interesting question is how tight is the relaxation. We now provide two promising results in this direction.

Theorem 1. In the unstructured case $\mathcal{S} = \mathcal{P}(p)$ with $n \geq p + 1$, the COCA estimator is unique up to a positive scaling factor and coincides with the Tyler's estimator.

Proof: It is known that when $n \geq p + 1$, (26) has at least one solution which results in a zero objective value. It is the Tyler's estimator which satisfies

$$d_i^* = \frac{p}{\mathbf{x}_i^T [\Theta^*]^{-1} \mathbf{x}_i}, i = 1 \dots n.$$

It remains to show that there are no other feasible solutions which result in a zero objective and is not a scaled version of this one. Indeed, assume in contradiction that there is such an additional solution, and for it $\Theta = \frac{1}{n} \sum_{i=1}^n d_i \mathbf{x}_i \mathbf{x}_i^T$. Multiply

each inequality $d_i \leq \frac{p}{\mathbf{x}_i^T \Theta^{-1} \mathbf{x}_i}$ by the matrix $\mathbf{x}_i \mathbf{x}_i^T$ for $i = 1 \dots n$ and sum up to obtain

$$\Theta = \frac{1}{n} \sum_{i=1}^n d_i \mathbf{x}_i \mathbf{x}_i^T \preceq \frac{p}{n} \sum_{i=1}^n \frac{\mathbf{x}_i \mathbf{x}_i^T}{\mathbf{x}_i^T \Theta^{-1} \mathbf{x}_i} = f(\Theta). \quad (27)$$

The inequality (27) reads now as $\Theta \preceq f(\Theta)$. As stated in the Corollary VI from [12], this implies that Θ is the fixed point of f : $\Theta = f(\Theta)$, which is exactly the definition of Tyler's estimator in (20). Thus proving that it is the only solution to (26) up to a positive scaling factor. ■

Theorem 1 proves that the unconstrained COCA estimator performs as a classical ML estimator and is, thus, efficient with the asymptotically normal distribution:

$$\sqrt{n} (\Theta^{\text{COCA}} - \Theta_0) \xrightarrow{P} \mathcal{N}(0, \text{CRB}).$$

In the constrained case, for a general convex set \mathcal{S}' , the analysis is more difficult but we still have promising asymptotic results.

Theorem 2. *In the structured case, COCA is an asymptotically consistent estimator of the true shape matrix $\Theta_0 \in \mathcal{S}'$.*

Proof: Is provided in the Appendix. ■

The efficiency of the constrained COCA estimator remains an open question. We do not expect the constrained estimator to be statistically efficient. However, we believe that it can get quite close by adaptively tuning the norm as detailed in Section VI-B.

VI. EXTENSIONS

A. Other M-estimators

Tyler's estimator is closely related to a more general family of M-estimators originally proposed by Huber [39]. This class of estimators was for the first time applied to the shape matrix estimation by Maronna [19]. In the same settings of i.i.d. elliptical samples $\mathbf{x}_1, \dots, \mathbf{x}_n$, the M-estimator of their covariance is defined as the solution of the following fixed point equation

$$\Theta^{\text{M}} = \frac{1}{n} \sum_{i=1}^n u(\mathbf{x}_i^T [\Theta^{\text{M}}]^{-1} \mathbf{x}_i) \mathbf{x}_i \mathbf{x}_i^T, \quad (28)$$

where the function u is assumed to satisfy a set of general properties stated by Maronna [19]. Tyler's estimator is a special case by choosing $u(s) = \frac{p}{s}$, in this case it is homogeneous in \mathbf{x} and is equivalent to a ML estimator for the RAE population. Unfortunately, such choice of the weight function u does not satisfy conditions stated in [19] and a separate proofs of the properties of the Tyler's estimator were required. Existence and uniqueness of the solution of (28) in the general settings were shown in [19] and were extended to the complex case in [40].

The COCA estimator can also be extended to the general case of M-estimators defined by (28) as the solution of the

following program

$$\Theta_u^{\text{COCA}} = \arg \begin{cases} \min_{\Theta \in \mathcal{S}', d_i} & \left\| \Theta - \frac{1}{n} \sum_{i=1}^n d_i \mathbf{x}_i \mathbf{x}_i^T \right\| \\ \text{subject to} & d_i \leq u(\mathbf{x}_i^T \Theta^{-1} \mathbf{x}_i), i = 1 \dots n, \\ & d_i > 0, \forall i = 1 \dots n. \end{cases} \quad (29)$$

To ensure an efficient numerical solution we require $u(\mathbf{x}^T \Theta^{-1} \mathbf{x})$ to be a concave function of Θ for any \mathbf{x} . A promising example of such a generalization is covariance estimation with the Huber's weight function [39]

$$h(s) = \frac{1}{\beta} \min \left(1, \frac{k^2}{s} \right), \quad (30)$$

where β and k are the parameters, which are in one-to-one correspondence and their values are determined by the normalization [19]. The constraint

$$d_i \leq \frac{1}{\beta} \min \left(1, \frac{k^2}{\mathbf{x}_i^T \Theta^{-1} \mathbf{x}_i} \right)$$

is equivalent to two simple convex constraints

$$\begin{aligned} \Theta &\succeq \frac{\beta}{k^2} d_i \mathbf{x}_i \mathbf{x}_i^T, \\ d_i &\leq \frac{1}{\beta}. \end{aligned}$$

Thus, Huber's version of COCA reads as

$$\Theta_h^{\text{COCA}} = \arg \begin{cases} \min_{\Theta \in \mathcal{S}', d_i} & \left\| \Theta - \frac{1}{n} \sum_{i=1}^n d_i \mathbf{x}_i \mathbf{x}_i^T \right\| \\ \text{subject to} & \Theta \succeq \frac{\beta}{k^2} d_i \mathbf{x}_i \mathbf{x}_i^T, \forall i = 1 \dots n, \\ & d_i > 0, \forall i = 1 \dots n, \\ & d_i \leq \beta^{-1}, \forall i = 1 \dots n. \end{cases} \quad (31)$$

B. Choice of norm

The definition of the COCA estimator depends of the choice of the norm in the objective of (26). The consistency result in Theorem 2 does not depend on this choice, but the finite sample performance may change significantly. Natural choices are the Frobenius, trace and spectral norms. In addition, it is well known from the theory of GMM that adaptive weighted norms can enhance the performance of estimators. Similar ideas were applied in [35] to develop covariance matching estimators.

VII. COMPUTATIONAL COMPLEXITY

The COCA estimator developed in this paper can significantly change the approach to the Tyler's shape matrix estimator, as it transforms the involved optimization into a convex problem, making the imposition of affine constraints possible. Unfortunately, it suffers from a significant drawback since it is computationally complex and involves solution of high-dimensional non-linear programs. In fact, this is also the drawback in the Gaussian case, where the projection onto the structure set requires a comparable computational effort (see

[36] and references therein). The most appropriate general class of methods usually applied in such SDP programs is known as interior-point algorithms, [41], which are polynomial in the dimension of the problem. In practice, interior-point optimizers like MOSEK, SeDuMi and SDPT3 solve problems in a fixed number of iterations between about 10 and 100. Each iteration requires polynomial complexity typically $O((k+n)^3)$. The exact power and additional logarithmic multipliers depend on the norm involved in the COCA-optimization and other specific details of the program at hand. To enjoy the advantages of the COCA fully, the proposed algorithms should be tuned to exploit the specific structures of the problem, e.g. Toeplitz, banded, etc. Because of this and lack of space such algorithms are outside the scope of the current paper. One of the main directions of our future research is the development of less demanding COCA solvers.

VIII. NUMERICAL RESULTS

In this section we demonstrate the advantages of COCA using numerical simulations. We investigated the performance benefits of COCA when the true shape matrix was either Toeplitz, banded or constructed based on the DOA grid. We compared the following estimators: Θ^{SC} in (19), Θ^{Tyler} in (20), Θ^{Proj} in (21) and Θ^{COCA} in (26). In Θ^{Proj} we projected Tyler's estimator when it existed and the sample covariance otherwise.

For each number of samples n we generated 1000 sets of independent, compound normally distributed p -dimensional samples and calculated the empirical MSE for all the estimators. The samples were generated as $\mathbf{x} = \sqrt{\tau}\mathbf{v}$, where the random variable $\tau \sim \chi^2$ and the random vector \mathbf{v} was zero-mean normally distributed with the covariance matrix Θ_0 . In order to compare the performance of COCA and all the others to the **CRB** we use the Frobenius norm in the optimization problem and when calculating the empirical MSE.

A. Toeplitz Covariance Matrix

For $p = 15$ the Toeplitz shape matrix was chosen to have $\frac{1}{p}$ on the main diagonal and $\frac{1}{5p}$, $\frac{1}{25p}$ on the first two sub-diagonals correspondingly. The results are reported in Fig. 1. It is easy to see the performance advantage of COCA over all the other estimators. For convenience we also plot the constrained **CRB** for this case on the same plot. As the COCA estimator performs better in the sense of MSE we can imply that it is biased.

B. Banded Covariance Matrix

As an example of banded structure we took a matrix having the numbers $1, \dots, p$ on the main diagonal for $p = 15$, $\frac{1}{3}, \dots, \frac{1}{3(p-1)}$ and $\frac{1}{5}, \dots, \frac{1}{5(p-2)}$ on the first two sub-diagonals correspondingly. The band width is 2 in this case. The averaged errors and the **CRB** are reported in Fig. 2.

C. DOA Covariance Matrix

In the DOA experiments we took $n = 5$ signal sources uniformly localized in the interval $[0, \pi]$. The noise added was white of energy $\sigma = 1/100$. The number of sensors was $p =$

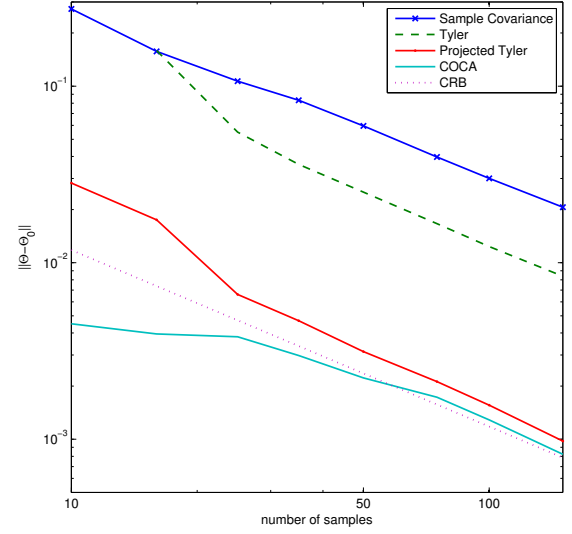


Fig. 1. COCA in the Toeplitz case.

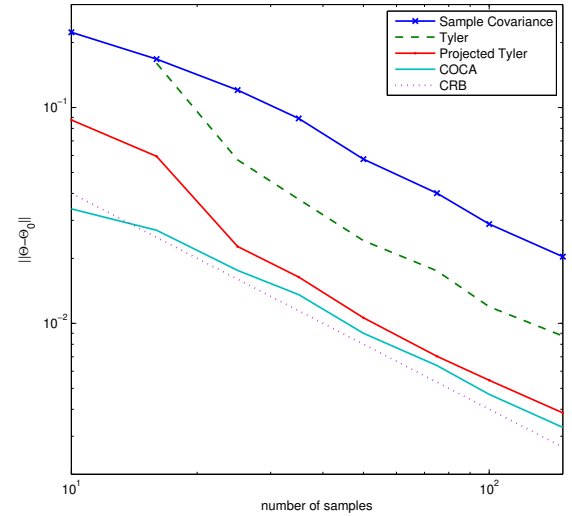


Fig. 2. COCA in the banded case.

10. The grid was constructed by dividing the range $[0, \pi]$ into $3p + 1$ equal subintervals. The convergence rates for different estimators are present in Fig. 3 for comparison.

D. Different Norms Comparison

As we have already mentioned, the formulation of the COCA-estimator (26) leaves freedom of the norm choice. In the examples above we have taken the natural Frobenius norm. In this section we compare the performance of COCA with different norms. In particular we take the spectral, Frobenius and the trace norms and compare the COCA performance with the CRB. The numerical results for the banded, $b = 2$, type of constraints are provided in Figure 4. As we can see the choice of the norm affects the results quite slightly and the

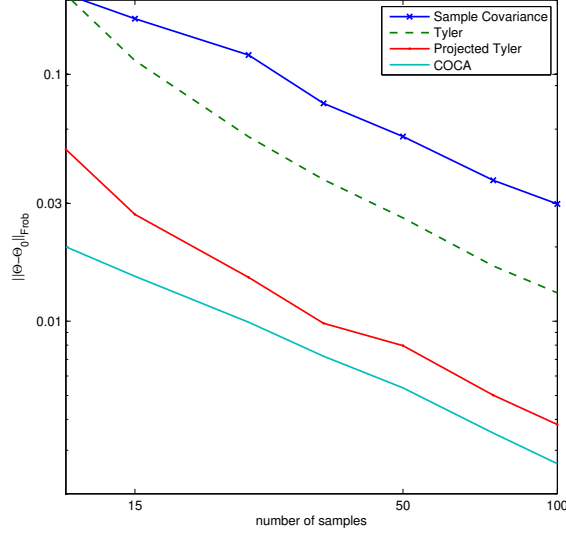


Fig. 3. COCA in the DOA case.

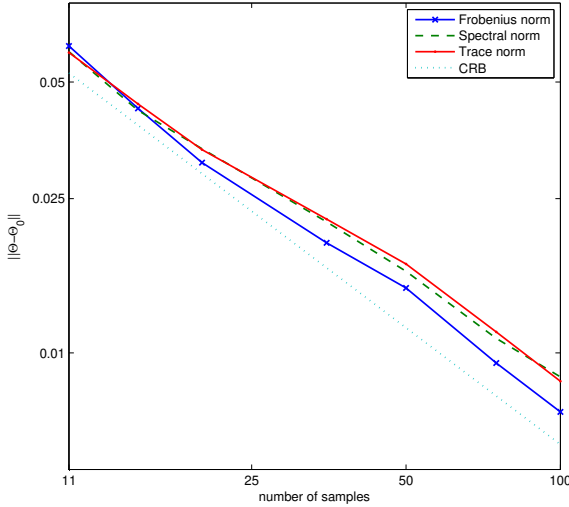


Fig. 4. Performance of the COCA with different norms in the banded case.

one making the optimization problem easier to solve should be picked.

APPENDIX

A. Proof of Theorem 2

Proof: We assume that the set $\mathcal{S}' \subset \mathcal{P}(p)$ is a compact convex set separated from zero. Otherwise, we take a large enough ball \mathcal{B} centered at zero and replace the constraint \mathcal{S}' by the intersection $\mathcal{S} \cap \mathcal{B}$. Denote $d_i^0 = d_i^0(\mathbf{x}) = \frac{p}{\mathbf{x}_i^T \Theta_0^{-1} \mathbf{x}_i}$. For the sake of convenience we will consider the realizations of the samples as infinite sequences $\mathbf{x} = (\mathbf{x}_1, \mathbf{x}_2, \dots, \mathbf{x}_n, \dots)$. Consider now a random function

$$f_n(\Theta_0, \mathbf{d}; \mathbf{x}) = \left\| \Theta_0 - \frac{1}{n} \sum_{i=1}^n d_i \mathbf{x}_i \mathbf{x}_i^T \right\|,$$

where $\mathbf{d} = (d_1, d_2, \dots, d_n, \dots)$.

The (strong) Law of Large Numbers implies that

$$\begin{aligned} f_n(\Theta_0, \mathbf{d}^0; \mathbf{x}) &= \left\| \Theta_0 - \frac{1}{n} \sum_{i=1}^n d_i^0 \mathbf{x}_i \mathbf{x}_i^T \right\| \\ &\rightarrow \left\| \Theta_0 - \mathbf{E} \left(\frac{\mathbf{x}_i \mathbf{x}_i^T}{\mathbf{x}_i^T \Theta_0^{-1} \mathbf{x}_i} \right) \right\|, n \rightarrow \infty \text{ a.s.} \end{aligned}$$

For the elliptical distribution $\mathbf{E} \left(\frac{\mathbf{x}_i \mathbf{x}_i^T}{\mathbf{x}_i^T \Theta_0^{-1} \mathbf{x}_i} \right) = \Theta_0$ [16], so we get that

$$f_n(\Theta_0, \mathbf{d}^0; \mathbf{x}) \rightarrow 0, n \rightarrow \infty \text{ a.s.} \quad (32)$$

For now, given a realization \mathbf{x} and a number $n \in \mathbb{N}$ denote by $(\hat{\Theta}^{(n)}, \hat{\mathbf{d}}^{(n)})$ the solution of (25), all the $\hat{d}_i^{(n)} = 0$ for $i > n$. Define a random variable \tilde{f}_n depending on \mathbf{x} :

$$\tilde{f}_n(\mathbf{x}) = \left\| \hat{\Theta}^{(n)} - \frac{1}{n} \sum_{i=1}^n \hat{d}_i^{(n)} \mathbf{x}_i \mathbf{x}_i^T \right\|.$$

For each \mathbf{x} :

$$\tilde{f}_n(\mathbf{x}) \leq f_n(\Theta_0, \mathbf{d}^0; \mathbf{x}),$$

since $(\hat{\Theta}^{(n)}, \hat{\mathbf{d}}^{(n)})$ is the extremum of the target function, thus (32) implies

$$\tilde{f}_n(\mathbf{x}) \rightarrow 0, n \rightarrow \infty \text{ a.s.}$$

Since \mathcal{S} is compact we can choose a convergent subsequence, and renumber it if needed. We now have:

$$\hat{\Theta}^{(n)} \rightarrow \bar{\Theta} \succ 0, n \rightarrow \infty, \quad (33)$$

$$\frac{1}{n} \sum_{i=1}^n \hat{d}_i^{(n)} \mathbf{x}_i \mathbf{x}_i^T \rightarrow \bar{\Theta}, n \rightarrow \infty. \quad (34)$$

All these happens with probability 1 and $\bar{\Theta} = \bar{\Theta}(\mathbf{x})$ depends on the realization. The relation (33) implies that for any $\epsilon > 0$ there exists $n_1 \in \mathbb{N}$ starting from which $\hat{\Theta}^{(n)} \prec (1 + \epsilon)\bar{\Theta}$. Thus,

$$\begin{aligned} \frac{1}{n} \sum_{i=1}^n \hat{d}_i^{(n)} \mathbf{x}_i \mathbf{x}_i^T &\preceq \frac{1}{n} \sum_{i=1}^n \frac{\mathbf{x}_i \mathbf{x}_i^T}{\mathbf{x}_i^T \hat{\Theta}^{(n)-1} \mathbf{x}_i} \\ &\preceq \frac{1}{n} \sum_{i=1}^n \frac{\mathbf{x}_i \mathbf{x}_i^T}{\mathbf{x}_i^T \bar{\Theta}^{-1} \mathbf{x}_i} + \frac{\epsilon}{n} \sum_{i=1}^n \frac{\mathbf{x}_i \mathbf{x}_i^T}{\mathbf{x}_i^T \bar{\Theta}^{-1} \mathbf{x}_i}. \end{aligned} \quad (35)$$

In a similar way (34) implies that for the same $\epsilon > 0$ there exists $n_2 \in \mathbb{N}$ starting from which

$$(1 - \epsilon)\bar{\Theta} \preceq \frac{1}{n} \sum_{i=1}^n \hat{d}_i^{(n)} \mathbf{x}_i \mathbf{x}_i^T. \quad (36)$$

Now for $n \geq \max(n_1, n_2)$

$$\begin{aligned} (1 - \epsilon)\bar{\Theta} &\preceq \frac{1}{n} \sum_{i=1}^n \hat{d}_i^{(n)} \mathbf{x}_i \mathbf{x}_i^T \\ &\preceq \frac{1}{n} \sum_{i=1}^n \frac{\mathbf{x}_i \mathbf{x}_i^T}{\mathbf{x}_i^T \bar{\Theta}^{-1} \mathbf{x}_i} + \frac{\epsilon}{n} \sum_{i=1}^n \frac{\mathbf{x}_i \mathbf{x}_i^T}{\mathbf{x}_i^T \bar{\Theta}^{-1} \mathbf{x}_i}. \end{aligned}$$

Since ϵ was chosen arbitrarily and all the sums here are bounded, this implies that

$$\bar{\Theta} \preceq \frac{1}{n} \sum_{i=1}^n \frac{\mathbf{x}_i \mathbf{x}_i^T}{\mathbf{x}_i^T \bar{\Theta}^{-1} \mathbf{x}_i}, \quad (37)$$

for sufficiently large n . From here the proof continues as in Theorem 1: due to Corollary V.I from [12] this implies that (37) holds with equality and the uniqueness implies that $\bar{\Theta} = \Theta_0$ a.s. up to a scaling factor.

Assume now that the original sequence $\hat{\Theta}^{(n)}$ does not converge, which implies that it has a subsequence $\hat{\Theta}^{(n_i)}$, which converges to a different limit $\Theta_{\text{wrong}} \neq \Theta_0$, but this contradicts the previous reasoning for the convergent subsequence, thus showing that the original $\hat{\Theta}^{(n)}$ converges to Θ_0 . ■

REFERENCES

- [1] H. Krim and M. Viberg. Two decades of array signal processing research: the parametric approach. *IEEE Signal Processing Magazine*, 13(4):67–94, 1996.
- [2] E. R. Dougherty, A. Datta, and C. Sima. Research issues in genomic signal processing. *IEEE Signal Processing Magazine*, 22(6):46–68, 2005.
- [3] D. R. Fuhrmann. Application of Toeplitz covariance estimation to adaptive beamforming and detection. *IEEE Transactions on Signal Processing*, 39(10):2194–2198, 1991.
- [4] W. J. Roberts and Y. Ephraim. Hidden Markov modeling of speech using Toeplitz covariance matrices. *Speech Communication*, 31(1):1–14, 2000.
- [5] D. S. Pollock. Circulant matrices and time-series analysis. *International Journal of Mathematical Education in Science and Technology*, 33(2):213–230, 2002.
- [6] P. Stoica, P. Babu, and J. Li. SPICE: A sparse covariance-based estimation method for array processing. *IEEE Transactions on Signal Processing*, 59(2):629–638, 2011.
- [7] H. Wang and L. Cai. On adaptive spatial-temporal processing for airborne surveillance radar systems. *IEEE Transactions on Aerospace and Electronic Systems*, 30(3):660–670, 1994.
- [8] D. L. Snyder, J. A. O’Sullivan, and M. I. Miller. The use of maximum likelihood estimation for forming images of diffuse radar targets from delay-Doppler data. *IEEE Transactions on Information Theory*, 35(3):536–548, 1989.
- [9] R. Dahlhaus. Efficient parameter estimation for self-similar processes. *The Annals of Statistics*, pages 1749–1766, 1989.
- [10] T. T. Cai, Zh. Ren, and H. H. Zhou. Optimal rates of convergence for estimating Toeplitz covariance matrices. *Probability Theory and Related Fields*, pages 1–43, 2012.
- [11] P. J. Bickel and E. Levina. Regularized estimation of large covariance matrices. *The Annals of Statistics*, pages 199–227, 2008.
- [12] F. Pascal, Y. Chitour, J. P. Ovarlez, P. Forster, and P. Larzabal. Covariance structure maximum-likelihood estimates in compound Gaussian noise: Existence and algorithm analysis. *IEEE Transactions on Signal Processing*, 56(1):34–48, 2008.
- [13] Y. I. Abramovich, N. K. Spencer, and M. D. Turley. Time-varying autoregressive (TVAR) models for multiple radar observations. *IEEE Transactions on Signal Processing*, 55(4):1298–1311, 2007.
- [14] A. Wiesel. Geodesic convexity and covariance estimation. *IEEE Transactions on Signal Processing*, 60(12):6182–6189, 2012.
- [15] I. Soloveychik and A. Wiesel. Group symmetry and non-Gaussian covariance estimation. *arXiv preprint arXiv:1306.4103*, 2013.
- [16] G. Frahm. Generalized elliptical distributions: theory and applications. *Universität zu Köln*, 2004.
- [17] E. Conte, M. Longo, and M. Lops. Modelling and simulation of non-Rayleigh radar clutter. *IEE Proceedings F on Radar and Signal Processing*, 138(2):121–130, 1991.
- [18] D. Middleton. Man-made noise in urban environments and transportation systems: Models and measurements. *IEEE Transactions on Communications*, 21(11):1232–1241, 1973.
- [19] R. A. Maronna. Robust M-estimators of multivariate location and scatter. *The annals of statistics*, pages 51–67, 1976.
- [20] D. E. Tyler. A distribution-free M-estimator of multivariate scatter. *The Annals of Statistics*, 15(1):234–251, 1987.
- [21] F. Bandiera, O. Besson, and G. Ricci. Knowledge-aided covariance matrix estimation and adaptive detection in compound-Gaussian noise. *IEEE Transactions on Signal Processing*, 58(10):5391–5396, 2010.
- [22] L. Mátyás. Generalized method of moments estimation. *Cambridge University Press*, 5, 1999.
- [23] M. Grant and S. Boyd. CVX: Matlab software for disciplined convex programming, version 2.0 beta. <http://cvxr.com/cvx>, September 2013.
- [24] M. Grant and S. Boyd. Graph implementations for nonsmooth convex programs. In V. Blondel, S. Boyd, and H. Kimura, editors, *Recent Advances in Learning and Control*, Lecture Notes in Control and Information Sciences, pages 95–110. Springer-Verlag Limited, 2008.
- [25] J. P. Burg, D. G. Luenberger, and D. L. Wenger. Estimation of structured covariance matrices. *Proceedings of the IEEE*, 70(9):963–974, 1982.
- [26] A. Wiesel, O. Bibi, and A. Globerson. Time varying autoregressive moving average models for covariance estimation. *IEEE Transactions on Signal Processing*, 61(11):2791–2801, 2013.
- [27] O. Besson and Y. Abramovich. On the Fisher information matrix for multivariate elliptically contoured distributions. *IEEE Signal Processing Letters*, 20(11):1130–1133, 2013.
- [28] M. Greco and F. Gini. Cramér-Rao lower bounds on covariance matrix estimation for complex elliptically symmetric distributions. *IEEE Transactions on Signal Processing*, 61(24):6401–6409, 2013.
- [29] R. Vershynin. How close is the sample covariance matrix to the actual covariance matrix? *Journal of Theoretical Probability*, 25(3):655–686, 2012.
- [30] N. Srivastava and R. Vershynin. Covariance estimation

- for distributions with $2+\varepsilon$ moments. *arXiv preprint arXiv:1106.2775*, 2011.
- [31] A. J. Rothman, P. J. Bickel, E. Levina, and J. Zhu. Sparse permutation invariant covariance estimation. *Electronic Journal of Statistics*, 2:494–515, 2008.
 - [32] P. Shah and V. Chandrasekaran. Group symmetry and covariance regularization. *2012 46th Annual Conference on Information Sciences and Systems (CISS)*, pages 1–6, 2012.
 - [33] Y. Chen, A. Wiesel, and A. O. Hero. Robust shrinkage estimation of high-dimensional covariance matrices. *IEEE Transactions on Signal Processing*, 59(9):4097–4107, 2011.
 - [34] A. Wiesel. Regularized covariance estimation in scaled Gaussian models. *4th IEEE International Workshop on Computational Advances in Multi-Sensor Adaptive Processing (CAMSAP)*, pages 309–312, 2011.
 - [35] B. Ottersten, P. Stoica, and R. Roy. Covariance matching estimation techniques for array signal processing applications. *Digital Signal Processing*, 8(3):185–210, 1998.
 - [36] D. Henrion and J. Malick. Projection methods in conic optimization. *Handbook on Semidefinite, Conic and Polynomial Optimization*, pages 565–600, 2012.
 - [37] G. Frahm and U. Jaekel. A generalization of Tylers M-estimators to the case of incomplete data. *Computational Statistics & Data Analysis*, 54(2):374–393, 2010.
 - [38] F. Zhang. *The Schur complement and its applications*, volume 4. Springer, 2005.
 - [39] P. J. Huber. Robust estimation of a location parameter. *The Annals of Mathematical Statistics*, 35(1):73–101, 1964.
 - [40] E. Ollila and V. Koivunen. Robust antenna array processing using M-estimators of pseudo-covariance. *14th IEEE Proceedings on Personal, Indoor and Mobile Radio Communications*, 3:2659–2663, 2003.
 - [41] L. Vandenberghe and S. Boyd. Semidefinite programming. *SIAM review*, 38(1):49–95, 1996.