

# Proposal of a multiagent-based smart environment for the IoT

Radosław KLIMEK <sup>a,1</sup>, Leszek KOTULSKI <sup>a</sup>

<sup>a</sup>*AGH University of Science and Technology  
Krakow, Poland*

**Abstract.** This work relates to context-awareness of things that belong to IoT networks. Preferences understood as a priority in selection are considered, and dynamic preference models for such systems are built. Preference models are based on formal logic, and they are built on-the-fly by software agents observing the behavior of users/inhabitants, and gathering knowledge about preferences expressed in terms of logical specifications. A 3-level structure of agents has been introduced to support IoT inference. These agents cooperate with each other basing on the graph representation of the system knowledge. An example of such a system is presented.

**Keywords.** context-awareness; preference models; temporal logic; reasoning; agents; graph structure;

## Introduction

The Internet of Things, or IoT, refers to uniquely identifiable objects able to perform automatic data transfer over a network and cooperate without any kind of intervention. Context-awareness is a property related to linking changes in the environment with computer systems, which are otherwise static. Important aspects of context are: where you are, who you are with, and what resources are nearby [1]. Preferences understood as a priority in the selecting something over others things are considered.

The contribution of this work is an idea of a smart, i.e. context-aware and pro-active system, which is built using formal/temporal logic as a method of representing knowledge and reasoning about inhabitants' behaviors/preferences. This idea is implemented using a 3-level hierarchy of agents operating in a graph representation of the IoT.

---

<sup>1</sup>Corresponding Author: Radosław Klimek: AGH University of Science and Technology, al. Mickiewicza 30, 30-059 Krakow, Poland; E-mail: rklimmek@agh.edu.pl.

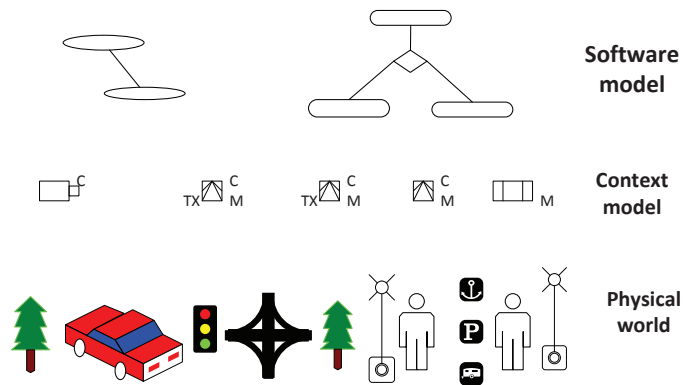
This is a draft/accepted version of the paper: R. Klimek, L. Kotulski: Proposal of a multiagent-based smart environment for the IoT. *Workshop Proceedings of the 10th International Conference on Intelligent Environments, Shanghai, China, 30th June–1st of July 2014*. Juan C. Augusto and Tongzhen Zhang (Eds.), ser. Ambient Intelligence and Smart Environments, vol. 18, pp. 37–44. IOS Press. Available at: DOI:10.3233/978-1-61499-411-4-37 or <http://ebooks.iospress.nl/volume/workshop-proceedings-of-the-10th-international-conference-on-intelligent-environments>

A car park is considered as an example and defines a graph structure for the IoT. Dynamic preference models are based on temporal logic, and they are built on-the-fly by software agents sensing and reacting to users/inhabitants and preparing user-oriented preference decisions. Formal logic allows to register behavior in a precise way, i.e. without any ambiguity typically found in natural languages. “Logic has simple, unambiguous syntax and semantics. It is thus ideally suited to the task of specifying information systems” (J. Chomicki, J. Saake). It also allows to perform automatic and trustworthy reasoning, e.g. using semantic tableaux, to obtain preference decisions for newly observed users/inhabitants. Logical inference allows to build truth trees, searching for satisfiability or contradictions. Agents gather basic information in nodes, identify users/inhabitants, observe their behaviors, build logical specifications, and prepare preference decisions for users/inhabitants.

## 1. Context models and preference models

Pervasive computing or ubiquitous computing can be understood as existing or being everywhere at the same time, assuming the omni-presence of computing which provides strong support for users/inhabitants and makes the technology effectively invisible to the user. Context-awareness and context modeling is one of the crucial aspects of pervasive systems and IoT, which in turn could be understood as a scenario in which objects, users, inhabitants (or even animals) permanently cooperate.

Context-awareness refers to the interpretation logic that is embedded inside pervasive applications. This type of computing assumes transfer of contextual information among applications in the IoT network. The context includes conditions and circumstances that are relevant to the working system. A sample physical world which creates a context interpreted by context-aware applications is shown in Fig. 1, c.f. also [2]. The



**Figure 1.** From physical world to context-aware software systems

physical world and the context-aware software constitute the smart environment. The context models are created by different types of sensors distributed in the whole considered physical area. Distributed sensors constitute a kind of eyes for software systems. It follows that smart applications must both understand the context, (be context-aware), and be characterized by pro-activity, meaning they must act in advance to deal with an

expected occurrences or situations, especially negative or difficult ones. Context-aware systems are able to adapt their operations to the current context without explicit user intervention.

Preference modeling enables customization of software behavior to users' needs. The construction of preference models is particularly important in systems of pervasive computing. Preference modeling needs formalization and it is discussed in some works, e.g. [3]. The model of preference might be constructed using fuzzy sets, classical logic and multi-valued logics. Classical logic, and particularly rule-based systems, are especially popular. Non-classical logics, especially temporal logic, are less popular. On the other hand, temporal logic is a well-established formalism for describing reactivity, and meanwhile, the typical pervasive application should be characterized by reactivity and flexibility in adapting to changes on the user side. The variability and change in valuation of logical statements are difficult to achieve in classical logic, and that is why temporal logic is proposed. After building a preference model in formal/temporal logic, one can analyze it using a deductive approach. The goal is searching for any contradictions in a model or analyzing its satisfiability.

*Temporal Logic* TL is a branch of symbolic logic and focuses on statements whose valuations depend on time flows. It is strongly applicable in the area of software engineering, and is used for system analysis where behaviors of events are of interest. TL exists in many varieties; however, considerations in this paper are limited to the *Propositional Linear Temporal Logic* PLTL, i.e. logic with the linear time structure, and its semantics could be found in many works, e.g. [4]. The issue of preference models based on temporal logic are discussed in some works. For example, in [5] some basic notions and definitions are introduced. The architecture of an inference system is proposed. The methodology for gathering information about preferences in the requirements engineering phase is proposed in [6]. Finally, in [7], it is shown that preference modeling could reduce the state space of the agent-based world.

Logic and reasoning are cognitive skills. Logical reasoning is the process of using sound mathematical procedures on given statements to arrive at conclusions. Although the work is not based on any particular method of reasoning, the method of semantic tableaux is presented in a more detailed way. The method of *semantic tableaux*, or *truth tree* is well-known in classical logic but it can be applied in modal/temporal logic [8]. The method is based on predefined formula decompositions. At each step of the well-defined procedure, formulas become simpler as logical connectives are removed. At the end of the decomposition procedure, all branches of the received tree are searched for contradictions. When the branch contains a contradiction, it means that it is *closed*. When the branch does not contain a contradiction, it means that it is *open*. When all branches are closed, it means that the tree is closed. Simple examples of inference trees are shown in Fig. 4, where the adopted decomposition procedure refers to the first-order predicate calculus.

The semantic tableaux method can be treated not only as a method for system correctness analysis [9,10,11] but also as a *decision procedure*, i.e. an algorithm that can produce a Yes/No answer as a response to some important questions. Let  $F$  be the examined formula and  $\mathcal{T}$  is a truth tree build for a formula.

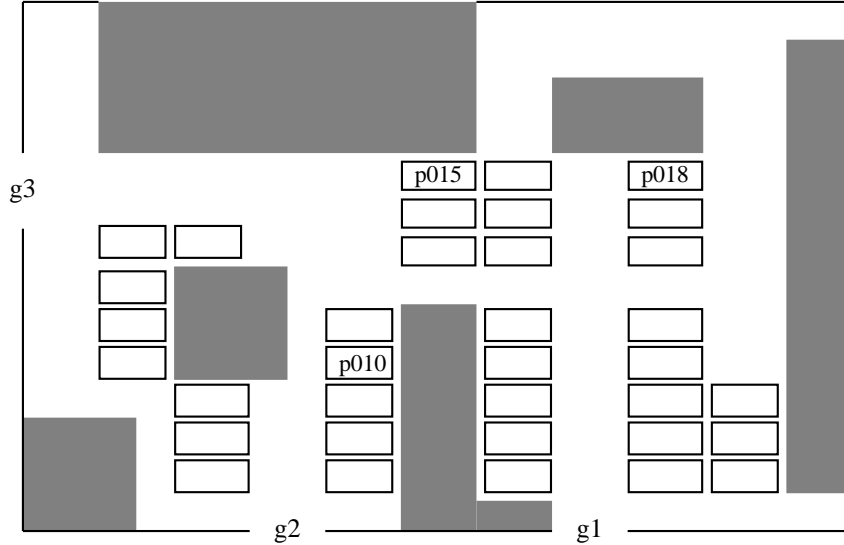
**Corollary 1** *The semantic tableaux method gives answers to the following questions related to the satisfiability problem:*

- formula  $F$  is not satisfied iff the finished  $\mathcal{T}(F)$  is closed;
- formula  $F$  is satisfiable iff the finished  $\mathcal{T}(F)$  is open;
- formula  $F$  is always valid iff finished  $\mathcal{T}(\neg F)$  is closed.

The proof seems relatively easy and it follows from the introduced definitions and rules.

## 2. Context-awareness of the IoT

The goal of this approach is building preference models on-the-fly, i.e. preference models are created during operation of the system, and they are the result of users/inhabitants' behavior observations. Preference models are expressed in terms of temporal logic formulas and can be dynamically changed during the system operation.



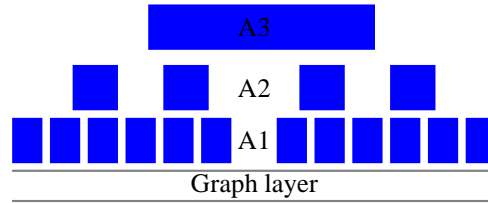
**Figure 2.** A sample parking space as a graph structure

Let us consider a sample car park, c.f. Fig. 2. It consists of some entrance/exit gates, and a number of identified parking spaces. To achieve the goal mentioned above, i.e. on-the-fly preference models, we suggest to implement the following multi-agent system. The world of things/objects is modeled using a graph structure, that glues the cooperation of three types of agents into one system. Fig. 3 shows the whole agent world, i.e. agents that operate in the smart environment. Existence of the following types of agents is assumed:

1. A3 – agents also called *decision agents*, that permanently exist in the system and whose primary aim is to prepare/compute preference-based decisions for a new user/inhabitant entering the car park; these decisions are based on the gathered knowledge expressed in terms of logical specifications which are prepared by agents A2, decision agents can also modify knowledge, which is their secondary aim, when they find that the newly observed behaviors include contradictions in

regard to the old behavior, i.e. knowledge expressed in (old) logical formulas, and that elimination of the contradiction might be a result of the formal analysis of logic formulas using, for example, the semantic tableaux method.

2. A2 – agents also called *follower agents*, that might temporarily exist in the system and whose aim is to observe objects that appear in the smart environments and build logical specifications considered as a set of temporal logic formulas that express behaviors of newly observed users/inhabitants; the logical specification constitutes knowledge about user preferences and is built basing on information from agents A1. They are generated when some event occurs.
3. A1 – agents also called *reactive agents*, or *node agents*, that exist permanently in the system and whose aim is to operate in an individual node, gathering information about users/inhabitants who reach this node in the IoT network; information is obtained through sensors and combined with the identification (generally: RFID, PDA devices, biometric data, image scanning and pattern recognition, and others) of a user/inhabitant.



**Figure 3.** The hierarchy of agents in a smart environment

The graph layer is defined as a labelled and attributed graph (abbrev. *LA-graph*) defined below.

**Definition 1** An *LA-graph* is a labelled and attributed digraph of the following form  $G = (V, E, \{lab_X, att_X\}_{X=V,E})$ , such that:

- $V$  is a finite and nonempty set of vertices;
- $E \subset V \times V$  is a set of directed edges (arcs);
- $lab_X : X \rightarrow \mathcal{L}_X$  are labeling functions for nodes ( $X = V$ ) and edges ( $X = E$ ) respectively, where  $\mathcal{L}_V, \mathcal{L}_E$  are sets of node and edge labels;
- $att_X : X \rightarrow 2^{\mathcal{A}_X}$  are attributing functions for nodes ( $X = V$ ) and edges ( $X = E$ ) respectively, where  $\mathcal{A}_V, \mathcal{A}_E$  are sets of node and edge attributes.

The interpretation of labels and attributes in Definition 1 is as follows. A label  $l \in \mathcal{L}$  unambiguously identifies a given vertex/edge, e.g. by assigning an unique name to an object; an attribute  $a \in \mathcal{A}$  is some property of a vertex/edge. As stated in Definition 1, one may assign a set of attributes to a given entity. It should be stressed that an attribute  $a$  must not be confused with its value. Thus the notion of *LA-graph* may be compared to a class definition. The graph analog of a class instance is an instantiated *LA-graph*, defined below.

**Definition 2** Let  $G = (V, E, \{lab_X, att_X\}_{X=V,E})$  be an *LA-graph*. An instantiation of  $G$  is a triple  $\hat{G} = (G, val_V, val_E)$ , where  $val_X : X \times \mathcal{A}_X \rightarrow \Omega_X$  is an instantiating function for nodes ( $X = V$ ) and edges ( $X = E$ ) respectively.  $\hat{G}$  will be also referred to as an instantiated *LA-graph* (shortly, *ILA-graph*).

The mentioned idea will be explained using the example of the parking system. The graph consists of only four types of nodes:

- node labelled by G – that describe a gateway to the parking,
- node labelled by R – that describe an road segment,
- node labelled by P – that describe a parking space,
- node labelled by C – that describe a car.

In real solutions, we have to also consider a few types of sensors and the area of their cooperation, but it will only influence more complex behavior of the A1-type agent (so we will not consider them here). We assume that each node labelled by *G*, *R* or *P* has associated A1-type agents that discover the appearance of a car in the space which it describes. A more complex action is associated with the event of a car appearing in the gateway (coming for outside of the parking); it consist of the sequence of actions:

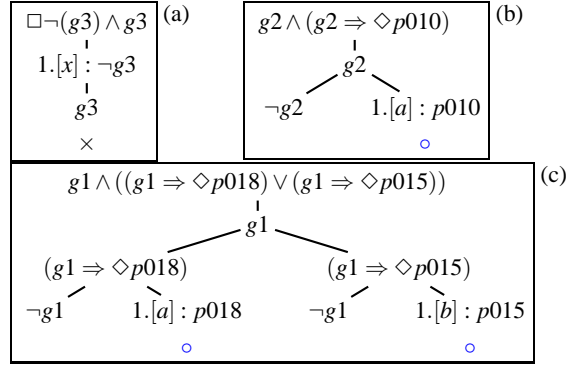
- a new node labelled *C* is added to a graph – it is linked with node labeled by *G*,
- a new agent of type A2 is created, and it communicates with the agent of type A3 supervising this gateway – asking for the preference of the identified car. This generates agents which follows the car, observing the driver behavior both while it travels to the parking space and while it leaves the parking.
- when the car leaves the car park, agent of the A2 type sends the observations to an agent of type A3, and destroys itself.

Let us consider a simple yet illustrative example for the approach. Let us present rules for the A1 agents, which are assigned to particular nodes of the parking space/-graph structure. The basic events that refer to the presence of users/inhabitants are recorded in nodes. Let  $O = \{o_1, o_2, \dots\}$  is a set of users/inhabitants identified in the system. Individual users have unique identifiers. Let  $D = \{d_1, d_2, \dots\}$  is a set of events, where every  $d_i$  belongs to  $\langle O, V, T \rangle$ , where  $O$  is a set of identified users/inhabitants,  $V$  is a node of a network, and  $T$  is a set of time stamps. For example,  $d_i = \langle idOla91, p0018, t2014.01.28.09.30.15 \rangle$  means that the presence of the *idOla91* object is observed at the physical point/area *p0018* of the parking space, and the timestamp assigned to this event is *t2014.01.28.09.30.15*.

Let us present rules for the A2 agents, which occupy the middle level in the entire hierarchy of the agent activities. Agents gather knowledge about preferences of users/inhabitants in the considered area. Preferences are expressed in terms of temporal logic formulas. To obtain such logical specifications, the information produced by agents A1, i.e. events registered in particular nodes are processed. The A2 agents translate physical events to logical specifications. The main idea for this is to analyze timestamps of events; however, the detailed algorithm will be the goal of separate work, and here only brief information is presented. The input for this translation are events  $d_i$  as defined above. The output are logical formulas understood as triples of the form  $l_i = \langle id, f, r \rangle$ , where *id* is an identifier an object that operates in the parking space/IoT, *f* is a temporal logic formula, and *r* is the number of occurrences of this formula as a result of a user behavior. The entire logical specification is a set of these triples, i.e.  $S = \{l_i : i \geq 0\}$ . The introduced notion requires some explanation. The system stores information about different users and the *id* allows to differentiate formulas intended for a particular user. The meaning of *f* is obvious, i.e. it is a syntactically-correct temporal logic formula. The *r* element, where  $r > 0$ , is a kind of counter and it means multiple occurrences of a given

formula as a result of multiple observations of the same behavior in the past. For example,  $\langle idOla91, g2 \Rightarrow \Diamond p018, 7 \rangle$  and  $\langle idOla91, g2 \Rightarrow \Diamond p015, 2 \rangle$  means that user *idOla91* enters gate *g2* and sometimes reaches the parking area *p018* (seven times in the past), and sometimes reaches the parking area *p015* (two times in the past). When the preference decision is taken, and if *p018* is free, then this parking area is suggested as the most preferred one, otherwise *p015* is suggested or, if it is not free, no suggestion is made.

Let us present rules for the A3 agents, which occupy the highest level in the hierarchy of the agent activities, and whose purpose is to prepare preference decisions for a user/inhabitant. Agents analyze knowledge about preferences expressed in terms of logical formulas, which are produced by agents A2. The input for this analysis are logical specification. The output are preference decisions prepared for a particular user/inhabitant.



**Figure 4.** The sample truth trees

Let us consider some cases to explain the presented ideas. Assume that the logical specification for user  $o_i$  contains a logical formula  $\Box \neg(g3)$ , which means that the user never entered gate *g3*. However, when at a certain time point user  $o_i$  appears at *g3*, then it provides the logical formula  $\Box \neg(g3) \wedge g3$  which might give the reasoning tree for the semantic tableaux method shown in Fig. 4.a, c.f. closed branch (×), i.e. a contradiction. Of course, this tree could be a part of a larger truth tree, which is omitted here to simplify considerations. It follows that the logical specification should be modified by removing formula  $\Box \neg(g3)$  from the initial specification, then a new formula which results from a new event, entering gate *g3*, is to be added to the specification. Another case could refer to a situation when user enters gate *g2* and the logical specification contains formula  $g2 \Rightarrow \Diamond p010$ , which means that if *g2* is reached then sometime area *p010* is reached. It leads to the following formulas:  $g2 \wedge (g2 \Rightarrow \Diamond p010) \Rightarrow \Diamond p010$ , or using the truth tree Fig. 4.b, c.f. the open branch (○). The preference decision is the sample *p010* parking space, if it is free. The last case is the situation when a gate is reached and there exist two (or more) different (sub-)formulas, i.e.  $g1 \wedge ((g1 \Rightarrow \Diamond p018) \vee (g1 \Rightarrow \Diamond p015)) \Rightarrow \Diamond p018 \vee \Diamond p015$ , or using the truth tree Fig. 4.c, c.f. the open branches (○). It means that both *p018* and *p015* are areas of preference. It also means that the last element of the  $l_i$  triple, which is frequency  $r$  of a particular formula determining which parking area is chosen as a preferred one, if it is free, i.e. the  $r$  element does not influence the formal inference process but it supports the choice between open branches which are result of an inference.

### 3. Conclusions

In this work we present an example of application of the IoT concept in a multi-agent environment where the external knowledge is represented by a graph and the preference model is represented by formal logic. In case of a real system, such a graph should be divided into smaller parts that will cooperate with each other (with an explicit synchronization mechanism). Such an environment called Replicated Complementary graphs is supported by the GRADIS [12] multi-agent framework, where each agent controls one local graph  $G_i$ . Following the FIPA [13] specification [14], we assume a very simple functionality of a multi-agent environment, reduced to a message transport and a broker system. This approach is similar to those applied in popular frameworks like JADE [15] or Retsina [16].

### References

- [1] A. K. Dey and G. D. Abowd, Towards a better understanding of context and context-awareness, *Workshop on The What, Who, Where, When, and How of Context-Awareness (CHI 2000)*, April 2000.
- [2] C. Bettini, J. Indulska, D. Nicklas, A. Ranganathan, and D. Riboni, Tutorial: Overview of context modelling and reasoning techniques, *7th IEEE international workshop on Context Modeling and Reasoning (CoMoRea 2010)*, March 29, 2010, Mannheim, Germany, 2010.
- [3] M. Öztürk, A. Tsoukiàs, and P. Vincke, Preference modelling, *Multiple Criteria Decision Analysis: State of the Art Surveys* (J. Figueira, S. Greco, and M. Ehrgott, eds.), pp. 27–72, Boston, Dordrecht, London: Springer Verlag, 2005.
- [4] F. Wolter and M. Wooldridge, Temporal and dynamic logic, *Journal of Indian Council of Philosophical Research*, vol. XXVII(1), pp. 249–276, 2011.
- [5] R. Klimek, Temporal preference models and their deduction-based analysis for pervasive applications, *Proceedings of 3rd International Conference on Pervasive and Embedded Computing and Communication Systems (PECCS 2013)*, 19–21 February, 2013, Barcelona, Spain, pp. 131–134, SciTePress, 2013.
- [6] R. Klimek, Preference models and their elicitation and analysis for context-aware applications, *Proceedings of 3rd International Conference on Man-Machine Interactions (ICMMI 2013)*, 22–25 October 2013, The Beskids, Poland, vol. 242 of AISC, pp. 353–360, Springer International, 2013.
- [7] R. Klimek, I. Wojnicki, and S. Ernst, State-space reduction through preference modeling, *Proc. 12th International Conference on Artificial Intelligence and Soft Computing (ICAISC 2013)*, 9–13 June, 2013, Zakopane, Poland, vol. 7895 of LNAI, pp. 363–374, Springer Verlag, 2013.
- [8] M. d’Agostino, D. Gabbay, R. Hähnle, and J. Posegga, *Handbook of Tableau Methods*. Kluwer, 1999.
- [9] R. Klimek, Towards formal and deduction-based analysis of business models for soa processes, *Proceedings of 4th International Conference on Agents and Artificial Intelligence (ICAART 2012)*, 6–8 February, 2012, Vilamoura, Algarve, Portugal (J. Filipe and A. Fred, eds.), 2012.
- [10] R. Klimek, Proposal to improve the requirements process through formal verification using deductive approach, *Proceedings of 7th International Conference on Evaluation of Novel Approaches to Software Engineering (ENASE 2012)*, 29–30 June, 2012, Wrocław, Poland (J. Filipe and L. Maciaszek, eds.), pp. 105–114, SciTePress, 2012.
- [11] R. Klimek, Ł. Faber, and M. Kisiel-Dorohinicki, Deduction-based modelling and verification of agent-based systems for data integration, *Proceedings of 3rd International Conference on Man-Machine Interactions (ICMMI 2013)*, 22–25 October 2013, The Beskids, Poland (A. Gruca, T. Czachórski, and S. Kozielski, eds.), vol. 242 of *Advances in Intelligent Systems and Computing*, pp. 361–368, Springer International, 2013.
- [12] L. Kotulski, Gradis – multi-agent environment supporting distributed graph transformations, *Proceedings of 8th International Conference on Computational Science (ICCS 2008)*, 23–25 June 2008, Krakow, Poland, vol. 5103 of LNCS, pp. 644–653, Springer Verlag, 2008.
- [13] Fipa, the foundation for intelligent physical agents. <http://www.fipa.org>, 2014. Accessed on 31-January-2014.



- [14] Fipa, the foundation for intelligent physical agents, acl specifications. <http://www.fipa.org/repository/aclspecs.html>, 2014. Accesed on 31-January-2014.
- [15] Jade (java agent development framework). <http://jadetilab.com>, 2014. Accesed on 31-January-2014.
- [16] Retsina. <http://www.cs.cmu.edu/~softagents/retsina.html>, 2014. Accesed on 31-January-2014.