

Density, porosity and magnetic susceptibility of the Košice meteorite shower and homogeneity of its parent meteoroid

Tomáš Kohout^{1,2*}, Karol Havrila³, Juraj Tóth³, Marek Husárik⁴, Maria Gritsevich^{5,6,7,8}, Daniel Britt⁹, Jiří Borovička¹⁰, Pavel Spurný¹⁰, Antal Igaz¹¹, Ján Svoreň⁴, Leonard Kornoš³, Peter Vereš^{3,12}, Július Koza⁴, Pavol Zigo³, Štefan Gajdoš³, Jozef Világi³, David Čapek¹⁰, Zuzana Krišandová⁴, Dušan Tomko⁴, Jiří Šilha³, Eva Schunová³, Marcela Bodnárová⁴, Diana Búzová¹³ and Tereza Krejčová^{4,14}

1. Department of Physics, University of Helsinki, P.O. Box 64, 00014 Helsinki University, Finland

2. Institute of Geology, Academy of Sciences of the Czech Republic, Rozvojová 269, 16500 Prague 6, Czech Republic

3. Faculty of Mathematics, Physics and Informatics, Comenius University, Mlynská dolina, SK-84248 Bratislava, Slovakia

4. Astronomical Institute, Slovak Academy of Sciences, SK-05960 Tatranská Lomnica, Slovakia

5. Finnish Geodetic Institute, Geodeetinrinne 2, P.O. Box 15, FI-02431 Masala, Finland

6. Ural Federal University, Mira st.19, 620002 Ekaterinburg, Russia

7. Dorodnicyn Computing Centre, Russian Academy of Sciences, Vavilova ul. 40, 119333 Moscow, Russia

8. Institute of Mechanics, Lomonosov Moscow State University, Michurinsky prt., 1, 119192, Moscow, Russia

9. Department of Physics, University of Central Florida, P.O. Box 162385-2385, Orlando, 32816-2385, FL, USA

10. Astronomical Institute, Academy of Sciences of the Czech Republic, CZ-25165 Ondřejov, Czech Republic

11. Hungarian Astronomical Association, MCSE, P.O. Box 219, H-1461 Budapest, Hungary

12. Institute for Astronomy, University of Hawaii at Manoa, HI 96814, USA

13. Department of Biophysics, Faculty of Science, P.J.Šafarik University, Košice, Slovakia

14. Department of Theoretical Physics and Astrophysics, Masaryk University, Kotlářská 2, 61137 Brno, Czech Republic

* Corresponding author e-mail: tomas.kohout@helsinki.fi; phone: +358919151008; fax:

+358919151000

Abstract

Bulk and grain density, porosity, and magnetic susceptibility of 67 individuals of Košice H chondrite fall were measured. The mean bulk and grain densities were determined to be 3.43 g/cm^3 with standard deviation (s.d.) of 0.11 g/cm^3 and 3.79 g/cm^3 with s.d. 0.07 g/cm^3 , respectively. Porosity is in the range from 4.2 to 16.1%. The logarithm of the apparent magnetic susceptibility (in $10^{-9} \text{ m}^3/\text{kg}$) shows narrow distribution from 5.17 to 5.49 with mean value at 5.35 with s.d. 0.08.

These results indicate that all studied Košice meteorites are of the same composition down to $\sim\text{g}$ scale without presence of foreign (non-H) clasts and are similar to other H chondrites. Košice is thus a homogeneous meteorite fall derived from a homogeneous meteoroid.

1 Introduction

In this study, we tested homogeneity of the recovered Košice meteorites through measurement of their bulk and grain density, porosity, and magnetic susceptibility. The meteoroid entered the Earth's atmosphere on February 28, 2010 over Slovakia and caused an exceptionally bright fireball with corresponding sonic booms. Most of the Košice meteorite samples used in our analyses were recovered North-West of Košice city, Eastern Slovakia within 4 weeks of the actual fall. The meteorite fall and its recovery are described in detail by Borovička et al. (2013) and Tóth et al. (2014). Mineralogical analyses of the meteorite classifying it as H5 chondrite can be found in Ozdín et al. (2014). Based on the fragment distribution and fragmentation modelling Košice meteoroid (Gritsevich et al., 2014) may have been composed of two individual bodies.

The data presented in this manuscript are unique in the sense that the measurements were done systematically on a large number (67 samples) of freshly recovered individuals of the same shower, with known heliocentric orbit. The extent of our data set significantly

exceeds the number of fragments which underwent conventional chemical and mineralogical analyses and allow us to test the homogeneity of the Košice meteoroid.

2 Material and methods

Density and porosity data were obtained using a mobile laboratory described in Kohout et al. (2008). Bulk volume was determined using a modified Archimedean method (Consolmagno and Britt, 1998; Macke et al., 2010) incorporating glass beads ~ 0.3 mm in diameter. Ten sets of measurements per sample were done and each sample was measured independently by at least two persons. The method was thoroughly tested and calibrated prior the measurements using volume standards and the resolution and precision was determined to be $\pm 0.1 \text{ cm}^3$. Grain volumes of the meteorites were measured using a Quantachrome Ultrapyc 1200e Helium pycnometer. The resolution and precision of this device is better than $\pm 0.01 \text{ cm}^3$. The relative error of both volumetric methods increases with decreasing sample size. However, compared to bulk volume, the grain volume is determined with ten times higher resolution and precision. Masses were determined using a digital OHAUS Navigator and OHAUS Scout scales with 0.1 g and 0.01 g resolution and precision, respectively. Balances were calibrated prior the measurements using internal calibration procedure (OHAUS Navigator) or mass standards (OHAUS Scout).

Magnetic susceptibility of samples smaller than 2.5 cm was measured using a ZH instruments SM-100 susceptibility meter frequency range of 0.5-8 kHz and 10-320 A/m RMS field amplitude. A frequency of 1 kHz and field amplitude of 320 A/m were used for routine measurements. Two samples were tested for frequency and field amplitude dependence using the same instrument. The frequency and field ranges were cross-calibrated using a ferrite standard prior to the measurements. For larger samples, a Hämmäläinen TH-1 portable susceptibility meter with a large 12 cm coil was used.

Susceptibility of the samples was measured three times along three perpendicular directions. Subsequently, a logarithm of the apparent magnetic susceptibility (in $10^{-9} \text{ m}^3/\text{kg}$) was calculated as described in Rochette et al. (2003) and can be used as a proxy for a concentration of the metallic iron (Rochette et al., 2003). Relative error in the determined value of the magnetic susceptibility logarithm is below 3%. For samples with bulk volume information available a true susceptibility was also calculated using an ellipsoid shape correction after Osborn (1945).

For density, porosity, and susceptibility statistical calculations, only samples larger than 5 g were considered.

3 Results

3.1 Density and porosity of the Košice meteorites

The results of the density and porosity measurements of the Košice meteorites are summarized in Table 1. The bulk density of individual pieces ranges from 3.15 to 3.64 g/cm^3 with the mean value of 3.43 g/cm^3 and standard deviation (s.d.) of 0.11 g/cm^3 . This is in good agreement with bulk density of other H chondrites (both falls and finds average, 3.42 s.d. 0.18 g/cm^3) reported in Consolmagno et al. (2008).

The grain density of the individual pieces ranges from 3.62 to 3.92 g/cm^3 with the mean value of 3.79 s.d. 0.07 g/cm^3 . This is again in a very good agreement with bulk density of other H chondrites (falls average 3.72 s.d. 0.12 g/cm^3) reported in Consolmagno et al. (2008).

The porosity of the individual pieces ranges from 4.2 to 16.1% with the mean value of 9.88 % s.d. 3.01% which is slightly higher compared to other H chondrites (falls average, 7.0% s.d. 4.90%) reported in Consolmagno et al. (2008), closer to the value of 9.4% s.d. 0.5% in updated study by Macke (2010).

Smaller samples show higher density and porosity scatter (Figs. 1 and 2). This is most likely a combination of higher relative uncertainty in the measured values of smaller samples as described above and increasing inhomogeneity of the material at smaller scales. In general, the larger samples have lower porosities compared to smaller ones. This can be explained by their origin through fragmentation of parent meteoroid upon atmospheric entry. Looser, more porous parts of the parent meteoroid tend to fragment progressively into more numerous smaller fragments, while more coherent, less porous parts of the parent meteoroid are more resistant to fragmentation, producing larger fragments. However, in order to get deeper insight into the mechanism behind porosity vs. meteorite size trend, future systematic research of other meteorite showers is needed.

3.2 Magnetic susceptibility of the Košice meteorites

It has been reported previously that various meteorite types can be distinguished from their magnetic susceptibility (e.g. Kukkonen and Pesonen, 1983; Terho et al. 1993a, 1993b; Rochette et al., 2003; Smith et al., 2006; Kohout et al., 2008) and thus can be used as a compositional homogeneity indicator of a meteorite shower (Consolmagno et al., 2006; Kohout et al., 2010). The results of the susceptibility measurements done on the Košice meteorites are summarized in Table 1. The logarithm of the apparent magnetic susceptibility (in $10^{-9} \text{ m}^3/\text{kg}$) shows a narrow distribution from 5.17 to 5.49 with the mean value of 5.35 s.d. 0.08. This is in close agreement with the other H chondrite falls (5.32 s.d. 0.10 average reported in Rochette et al. (2003) or 5.29 s.d. 0.10 average reported in Smith et al. (2006). The values are quite uniformly distributed among samples of various masses (Fig. 3). There is only a slight increasing trend observed in susceptibility with increasing mass. However, the low and high mass values are represented by only a few samples and thus reliability of this trend is questionable. Similarly, as with density values, smaller samples show slightly higher susceptibility scatter, most likely due to

inhomogeneity in composition and iron distribution at smaller scales. No correlation was observed between magnetic susceptibility and grain density (Fig. 4).

The test for frequency and field dependence of magnetic susceptibility showed different results for the two tested samples (no. 1 and 2). In meteorite no. 1, there was almost 30% susceptibility decrease between 0.5 and 1 kHz measurement frequencies and 10% susceptibility increase between 10 and 320 A/m measurement fields. However, the same measurements resulted in susceptibility changes below 5% for meteorite no. 2. Thus, it seems the grain size of magnetic minerals is not uniform in these two samples. The enhanced frequency dependence in sample no.1 can be interpreted as enhancement in concentration of metal nanoparticles in superparamagnetic state. The field dependence can be interpreted as contribution of large multidomain grains.

4 Discussion

Due to our non-destructive measurement technique it was possible to determine the physical properties of 67 individual Košice meteorites. This gives us a unique opportunity to test the homogeneity of the recovered meteorite material and the Košice parent meteoroid. Because conventional mineralogical and chemical analyses are destructive, these data are available only from 8 individuals of the Košice shower (Ozdín et al., 2014). Observed similarity, particularly in grain density and magnetic susceptibility, among analyzed samples and other unanalyzed Košice individual pieces gives us confidence to conclude that the Košice shower and its parent meteoroid seems to be homogeneous down to ~ g scale without evidence of presence of non-H fraction. If the Košice meteoroid was composed of two individual bodies as suggested by Gritsevich et al. (2014), these two bodies were of identical composition and most likely separated in past either by impact processes, thermal stress, or rotational forces.

The Košice physical properties are a close match to the other H chondrites (Consolmagno et al., 2006, 2008) and H chondrite showers, for example Buzzard Coulee, Grimsby, or Pultusk. Two size-dependent trends can be observed from Fig. 1 and 2. Scatter in the bulk and grain density slightly increases with decreasing size. This can be explained by the coarse-grained (~ mm) fabric of the material. It may be also partly affected by fact that relative error in volume measurement is increasing with decreasing sample size as described in Materials and Methods section. Additionally, the larger samples tend to have lower porosity, most likely because they are derived from the more coherent parts of the parent meteoroid.

In general, H chondrite mineralogy (e.g. Urey and Craig, 1953), oxygen isotope chemistry (Clayton et al., 1991), formation age (Rb-Sr age of 4.56 Ga, Kaushal and Wetherill, 1969), and cosmic ray exposure ages (pronounced peak at 8 Ma, Marti and Graf, 1992) of H chondrites is relatively uniform suggesting single parent body for all H chondrites. Asteroid 6 Hebe has been suggested as a candidate of such body (Gaffey and Gilbert, 1998).

However, not all H chondrites arrive to the Earth in a homogeneous meteorite fall implying on extensive post-parent body processing. Meteorite polymict breccias including H chondrite material are summarized in Bischoff et al. (2006). Recently, H chondrites were reported, along with L, LL and E chondrites, to be mixed with the dominant ureilites in the Almahatta Sitta meteorite shower originating from the fall of asteroid 2008 TC₃ (Bischoff et al., 2010; Kohout et al., 2010; Zolensky et al., 2010) or part of the recently recovered Benešov meteorite consisting of both H and E chondrite clasts (Spurný et al., 2012). Additionally, the orbit of Příbram H5 meteorite parent meteoroid (Ceplecha, 1961) closely resembles that of Neuschwanstein EL6 meteorite parent meteoroid (Spurný et al., 2003) what may be caused by a stream of heterogeneous meteoroids directing various types of meteoritic material towards the Earth (Kornoš et al., 2008); possibly caused by tidal

disruption of a near-Earth rubble pile asteroid in the close vicinity of Earth (Tóth et al., 2011). However, no evidence for such polymict breccia is observed in the Košice meteorite shower.

5 Conclusions

The individual samples of the Košice meteorite shower seem to be homogeneous down to ~ g scale. Their physical properties are similar to other H chondrites. Based on the uniform narrow distribution of grain density and magnetic susceptibility, we can conclude that all studied meteorites are of the same H chondrite composition and are similar to other H chondrites. No foreign (non-H) clasts were detected. This makes Košice a homogeneous fall derived from a homogeneous parent meteoroid. In the case of binary nature of Košice meteoroid, both components are indistinguishable in composition and were most likely mechanically broken apart in past from a single body.

The scatter in bulk and grain density is slightly increasing with decreasing size, most likely due to the coarse-grained (~ mm) fabric of the material. The larger samples tend to have lower porosity, most likely because they are derived from more coherent parts of the parent meteoroid.

6 Acknowledgements

We would like to thank Oskar Öflund foundation for travel support. The laboratory work was supported by Ministry of Education, Youth and Sports of the Czech Republic LH12079, VEGA 1/0636/09, 2/0022/10, and APVV-0516-10 grants, and Academy of Finland project 257487 and 260027. MG was supported by Emil Aaltonen foundation post-doc grant. TK was supported during his stay in AI SAS by the National scholarship program of Slovak Republic (SAIA). We would like also to thank the staff of the

Astronomical Observatory of Comenius University at Modra, where measurements and analyses were done in July 2011.

7 References

- Bischoff, A., Horstmann, M., Pack, A., Laubenstein, M., Haberer, S., 2010. Asteroid 2008 TC3—Almahata Sitta: A spectacular breccia containing many different ureilitic and chondritic lithologies. *Meteoritics & Planetary Science* 45, 1638-1656. DOI: 10.1111/j.1945-5100.2010.01108.x
- Bischoff, A., Scott, E.R.D., Metzler, K., Goodrich, C.A., 2006. Nature and Origins of meteoritic breccias, in: Lauretta, D.S. and McSween Jr., H.Y. (Eds.), *Meteorites and the Early Solar System II*. Tucson, University of Arizona Press, pp. 679-712.
- Borovička, J., Tóth, J., Igaz, A., Spurný, P., Kalenda, P., Haloda, J., Svoreň, J., Kornoš, L., Silber, E., Brown, P., Husárik, M., 2013. The Košice meteorite fall: Atmospheric trajectory, fragmentation, and orbit. *Meteoritics and Planetary Science* 48, 1757-1779. DOI: 10.1111/maps.12242
- Cepelcha, Z., 1961. Multiple Fall of Příbram Meteorites Photographed: Double-Station Photographs of the Fireball and Their Relations to the Found Meteorites. *Bulletin of the Astronomical Institutes of Czechoslovakia* 12, 21–47.
- Clayton, R.N., Mayeda, T.K., Goswami, J.N., Olsen, E.J., 1991. Oxygen isotopes studies of ordinary chondrites. *Geochimica et Cosmochimica Acta* 55, 2317-2337.
- Consolmagno, G.J., Britt, D.T., 1998. The density and porosity of meteorites from the Vatican collection. *Meteoritics & Planetary Science* 33, 1231-1241.
- Consolmagno, G.J., Macke, R.J., Rochette, P., Britt, D.T., Gattacceca, J., 2006. Density, magnetic susceptibility, and the characterization of ordinary chondrite falls and showers. *Meteoritics & Planetary Science* 41, 331-342.

- Consolmagno, G., Britt, D., Macke, R., 2008. The significance of meteorite density and porosity. *Chemie der Erde* 68, 1-29. DOI:10.1016/j.chemer.2008.01.003
- Gaffey, M.J., Gilbert, S.L., 1998. Asteroid 6 Hebe: The probable parent body of the H-Type ordinary chondrites and the IIE iron meteorites. *Meteoritics & Planetary Science*, 33, 1281-1295.
- Gritsevich, M., Vinnikov, V., Kohout, T., Toth, J., Peltonimemi, J., Turchak, L., Virtanen, J., 2014. A comprehensive study of distribution laws for the fragments of Košice meteorite. *Meteoritics & Planetary Science* 49, 328-345. DOI: 10.1111/maps.12252
- Kaushal, S.K., Wetherill, G.W., 1969. Rb⁸⁷-Sr⁸⁷ age of bronzite (H group) chondrites. *Journal of Geophysical Research* 84, 999-1008.
- Kohout, T., Jenniskens, P., Shaddad, M.H., Haloda, J., 2010. Inhomogeneity of asteroid 2008 TC₃ (Almahata Sitta meteorites) revealed through magnetic susceptibility measurements *Meteoritics & Planetary Science* 45, 1778-1788. DOI: 10.1111/j.1945-5100.2010.01110.x
- Kohout, T., Kletetschka, G., Elbra, T., Adachi, T., Mikula, V., Pesonen, L.J., Schnabl, P., Slechta, S., 2008. Physical properties of meteorites – applications in space missions to asteroids. *Meteoritics & Planetary Science* 43, 1009-1020. DOI: 10.1111/j.1945-5100.2008.tb00689.x
- Kornoš, L., Tóth, J., Vereš, P., 2008. Orbital evolution of Příbram and Neuschwanstein, Earth, Moon, Planets 102, 59-65
- Kukkonen, I.T., Pesonen, L.J., 1983. Classification of meteorites by petrophysical methods. *Bulletin of the Geological Society of Finland* 55, 157–177.
- Macke, R.J., 2010. Survey of meteorite physical properties: density, porosity and magnetic susceptibility. Ph D. dissertation, University of Central Florida, Orlando, 332 pp.

- Macke, R.J., Britt, D.T., Consolmagno, G.J., 2010. Analysis of systematic error in “bead method” measurements of meteorite bulk volume and density. Planetary and Space Science 58, 421-426. DOI: 10.1016/j.pss.2009.11.006
- Marti, K., Graf, T., 1992. Cosmic-ray exposure history of ordinary chondrites. Annual Review of Earth and Planetary Sciences 30, 244-268.
- Osborn, J. A., 1945. Demagnetizing factors of the general ellipsoid. Physical Review 67, 351-357.
- Ozdín, D., Uher, P., Porubčan, V., Tóth, J., Svoreň, J., Konečný, P., Povinec, P., Veis, P., Sitek, J., 2014. Mineralogy, petrography, geochemistry and classification of the Košice meteorite, Meteoritics & Planetary Science, under review
- Rochette, P., Sagnotti, L., Bourot-Denise, M., Consolmagno, G., Folco, L., Gattacceca, J., Osete, M.L., Pesonen, L.J., 2003. Magnetic classification of stony meteorites: 1. Ordinary chondrites. Meteoritics & Planetary Science 38, 251-268.
- Smith, D.L., Ernst, R.E., Samson, C., Herd, R., 2006. Stony meteorite characterization by non-destructive measurement of magnetic properties. Meteoritics & Planetary Science 41, 355-373.
- Spurný, P., Haloda, J., Borovička, J., 2012. Mystery of the Benešov bolide revealed after 20 years. Asteroid, Comets, Meteors 2012. Abstract no. 6143.
- Spurný, P., Oberst, J., Heinlein D., 2003. Photographic observations of Neuschwanstein, a second meteorite from the orbit of the Příbram chondrite. Nature 423, 151-153.
- Terho, M., Pesonen, L.J., Kukkonen, I.T., 1993a. Physical properties of 368 meteorites: Implications for meteorite magnetism and planetary geophysics. Proceedings of the NIPR Symposium on Antarctic Meteorites 6, 601–416.
- Terho, M., Pesonen, L.J., Kukkonen, I.T., Bukovanská, M., 1993b. The petrophysical classification of meteorites. Studia Geophysica et Geodetica 37, 65–82.

Tóth, J., Vereš, P., Kornoš, L., 2011. Tidal disruption of NEAs – a case of Příbram meteorite, *Monthly Notices of the Royal Astronomical Society* 415, 1527–1533.

Tóth, J., Svoreň, J., Borovička, J., Spurný, P., Igaz, A., Kornoš, L., Vereš, P., Husárik, M., Koza, J., Kučera, A., Zigo, P., Gajdoš, Š., Világi, J., Čapek, D., Krišandová, Z., Tomko, D., Šilha, J., Schunová, E., Bodnárová, M., Búzová, D., Krejčová, T., 2014. The Košice meteorite fall: Recovery and strewn field. *Meteoritics and Planetary Science*, under review

Urey, H.C., Craig, H., 1953. The composition of the stone meteorites and the origin of the meteorites. *Geochimica et Cosmochimica Acta* 4, 36-82.

Zolensky, M., Herrin, J., Mikouchi, T., Ohsumi, K., Friedrich, J., Steele, L.A., Rumble, D., Fries, M., Sandford, S., Milam, S., Hagiya, K., Takeda, H., Satake, W., Kurihara, T., Colbert, M., Hanna, R., Maisano, J., Ketcham, R., Goodrich, C., Le, L., Robinson, G.A., Martinez, J., Ross, K., Jenniskens, P., Shaddad, M., 2010. Mineralogy and petrography of the Almahata Sitta ureilite. *Meteoritics & Planetary Science* 45, 1618-1637. DOI: 10.1111/j.1945-5100.2010.01128.x

Table 1. Summary of the Košice meteorite measurements. Individuals are sorted by increasing mass. Values in italics come from pieces smaller than 5 g and were not considered in statistics due to higher uncertainty in the values. ρ_B – bulk density, ρ_G – grain density, p – porosity, χ_{mA} – apparent mass susceptibility, χ_{mT} – true mass susceptibility, χ_{VT} – true volume susceptibility.

Meteorite no.	Mass (g)	ρ_B (g/cm ³)	ρ_G (g/cm ³)	p (%)	χ_{mA} (10 ⁻⁹ m ³ /kg)	$\log \chi_{mA}$ (in 10 ⁻⁹ m ³ /kg)	χ_{mT} (10 ⁻⁹ m ³ /kg)	χ_{VT} (10 ⁻³ SI)
47	0.56		3.7		149213	5.17		
69	0.66		4.0		191723	5.28		
68	1.15		3.8		196343	5.29		
51	1.78		3.8		228000	5.36		
34	1.86		3.7		164500	5.22		
74	2.38		4.3					
14	2.69		3.8		176357	5.25		
3	2.72	3.9	4.1	6	185480	5.27	244970	943
45	2.93		4.0		203090	5.31		
48	3.02		3.9		189500	5.28		
37	3.18		3.7		201910	5.31		
76	3.85		3.8		229500	5.36		
9	3.90	3.2	3.9	20	183990	5.26	224869	711
59	3.93		3.8					
35	3.95		4.0		171800	5.24		
31	4.04		3.9		247590	5.39		
8	4.55	3.0	3.8	20	198217	5.30	245638	747
29	4.69		4.0		186600	5.27		
41	5.10	3.3	3.8	16	203477	5.31	258824	852
6	5.75	3.6	3.9	8	234300	5.37	325960	1157
11	6.00	3.2	3.8	14	181197	5.26	223132	718
42	6.01	3.3	3.8	12	267723	5.43	369264	1230
7	6.33	3.6	3.9	10	189543	5.28	236875	848
44	6.41	3.5	3.9	11	250257	5.40	347220	1198
30	6.46	3.2	3.7	15	148830	5.17	175499	553
62	6.55	3.6	3.8	4	265657	5.42	390174	1420
24	6.61	3.3	3.7	11	228557	5.36	307148	1014
19	7.22	3.4	3.9	11	231867	5.37	315130	1084
13	7.30	3.2	3.7	13	190267	5.28	238726	773
10	7.78	3.4	3.7	10	215323	5.33	308217	1036
33	8.08	3.3	3.9	15	212210	5.33	282131	937
54	9.00	3.4	3.8	10	311380	5.49	463398	1589
61	9.10	3.5	3.7	6	209390	5.32	276251	959
78	9.38	3.3	3.6	11	171547	5.23	207478	678
12	9.54	3.4	3.7	9	235483	5.37	317350	1066
32	9.56	3.4	3.8	9	211323	5.32	270950	929
77	10.04	3.3	3.8	12	158567	5.20	190204	633
71	10.60	3.4	3.7	8	195100	5.29	251898	864
46	10.68	3.6	3.8	8	274080	5.44	395278	1403

63	11.89	3.5	3.7	5	209357	5.32	276522	965
43	12.52	3.4	3.8	13	188577	5.28	272842	914
36	12.78	3.4	3.8	12	297543	5.47	448122	1515
39	18.05	3.4	3.8	13	198523	5.30	250829	840
23	18.57	3.4	3.9	13	180557	5.26	224803	755
52	19.33	3.4	3.9	12	250090	5.40	340323	1164
18	19.37	3.5	3.8	8	243267	5.39	333508	1164
25	20.93	3.6	3.9	6	242890	5.39	340841	1227
5	21.00	3.5	3.8	9	162343	5.21	198809	696
49	22.51	3.4	3.8	11	172110	5.24	213702	729
72	23.03	3.3	3.8	12	235180	5.37	317172	1047
53	23.20	3.4	3.9	14	186333	5.27	235507	794
73	26.89	3.4	3.7	9	202159	5.31	254249	864
1	27.30	3.6	3.8	6	277467	5.44	421277	1517
67	28.00	3.5	3.8	10	289547	5.46	422474	1479
27	32.68	3.5	3.8	8	265444	5.42	373680	1315
65	33.61	3.5	3.8	8	292112	5.47	432698	1514
57	51.99	3.4	3.8	11	222495	5.35	297515	1012
75	56.90	3.5	3.7	4	243707	5.39	339470	1202
22	61.19	3.4	3.7	9	205475	5.31	264775	900
2	80.70	3.5	3.7	7	241345	5.38	332898	1152
40	100.10	3.4	3.7	7	226634	5.36	303282	1031
4	106.10	3.5	3.7	5	269580	5.43	391587	1371
56	192.00	3.5			285979	5.46	429286	1515
21	208.70	3.5			211961	5.33	280271	989
66	246.60	3.6			296158	5.47	434452	1547
64	316.10	3.5			300380	5.48	450654	1559
55	2167.40	3.4			212867	5.33	280957	947

Fig. 1. Bulk and grain density as a function of the meteorite mass. Smaller samples show higher density scatter.

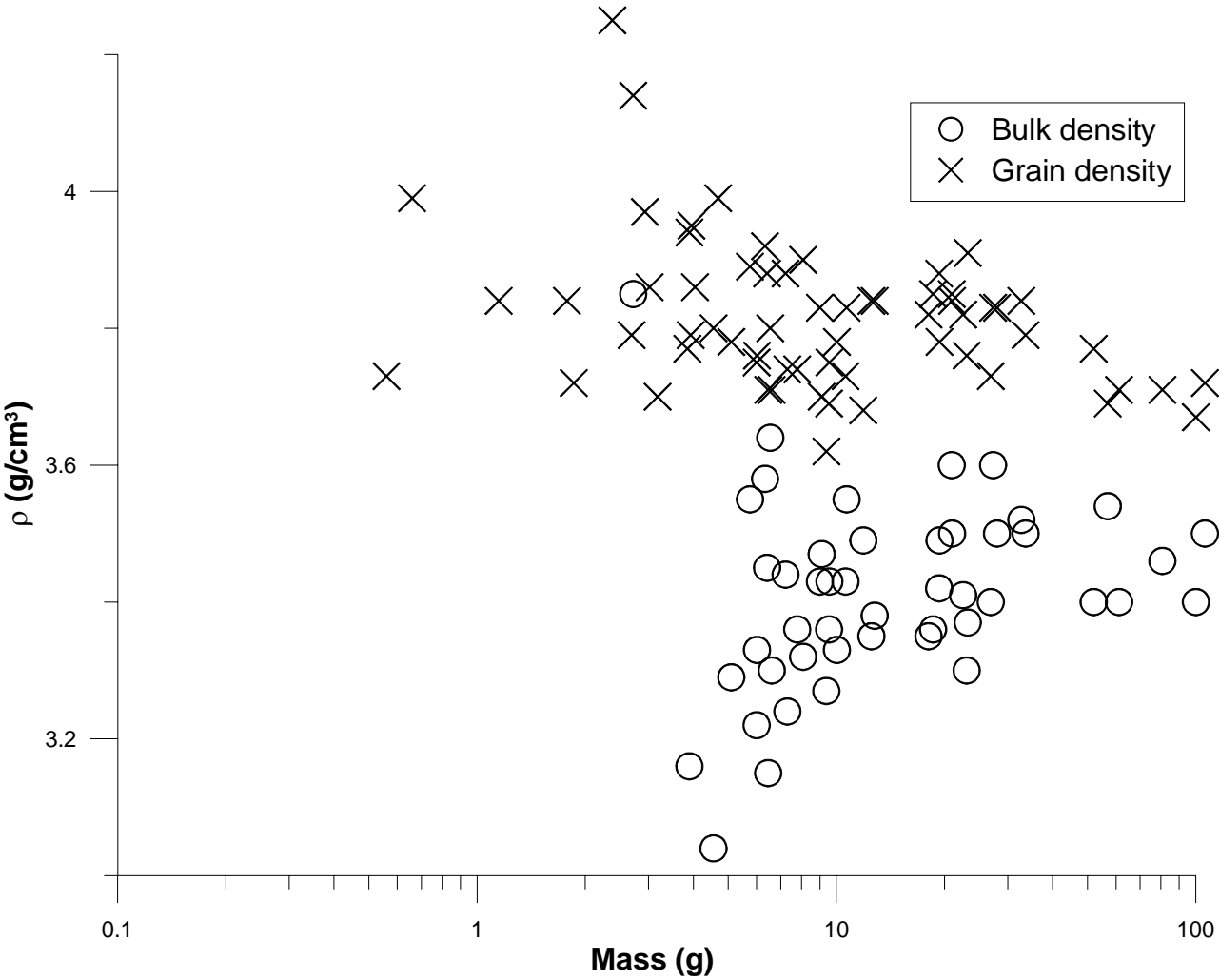


Fig. 2. Porosity as a function of the meteorite mass. Smaller samples show higher porosity scatter and larger samples tend to be less porous.

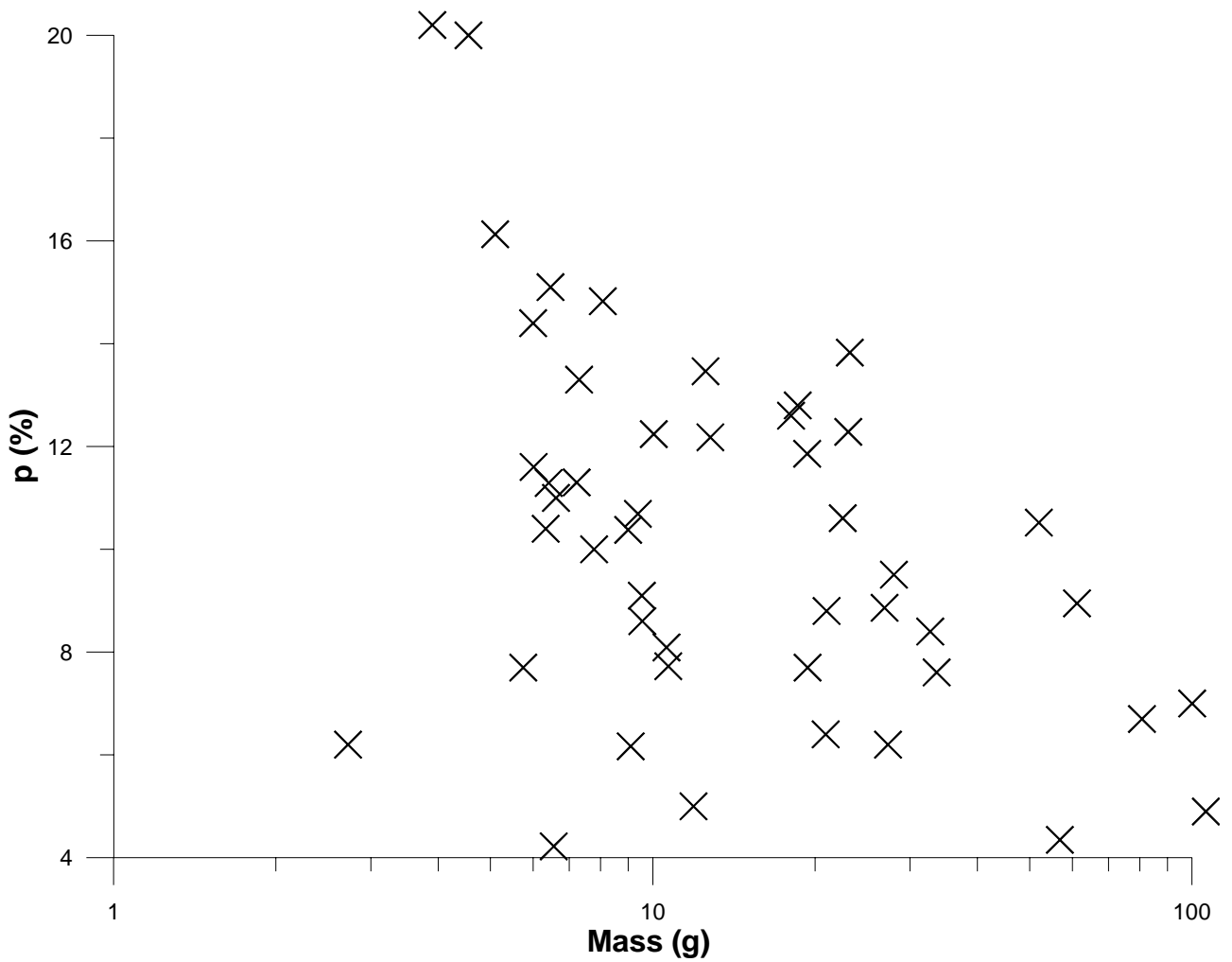


Fig. 3. Magnetic susceptibility as a function of the meteorite mass.

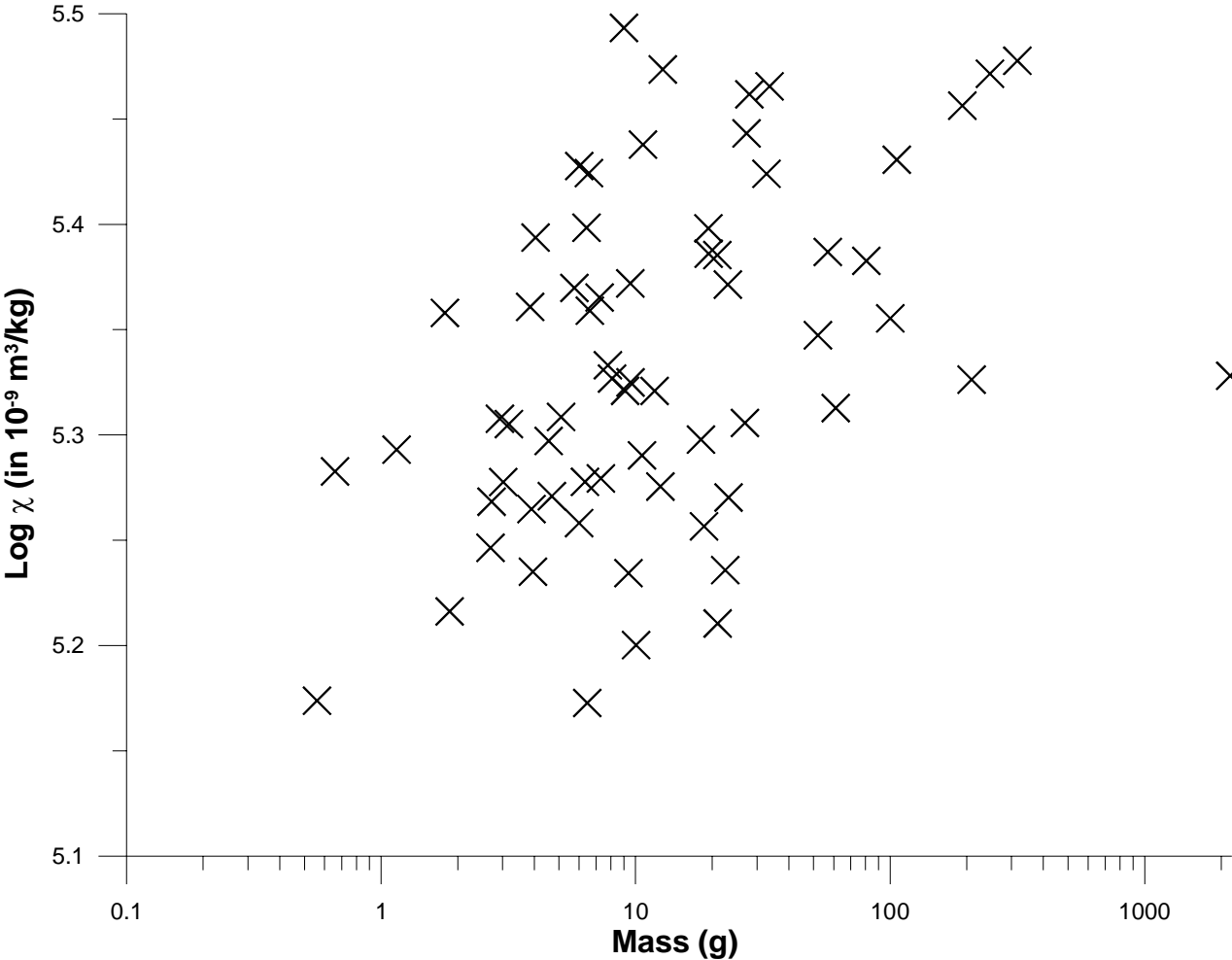


Fig. 4. Magnetic susceptibility as a function of the grain density.

