

MINIMAL SURFACES WITH ARBITRARY TOPOLOGY IN $\mathbb{H}^2 \times \mathbb{R}$

BARIS COSKUNUZER

ABSTRACT. We show that any open orientable surface S can be properly embedded in $\mathbb{H}^2 \times \mathbb{R}$ as an area minimizing surface. We obtained this result by proving a bridge principle at infinity for $\mathbb{H}^2 \times \mathbb{R}$ for vertical bridges in $\partial_\infty(\mathbb{H}^2 \times \mathbb{R})$. Furthermore, we studied the asymptotic Plateau problem in $\mathbb{H}^2 \times \mathbb{R}$, and gave a fairly complete solution.

1. INTRODUCTION

Minimal surfaces in $\mathbb{H}^2 \times \mathbb{R}$ has been an attractive topic for the last decade. After Nelli and Rosenberg's seminal results [NR] on minimal surfaces in $\mathbb{H}^2 \times \mathbb{R}$ in 2002, the theory has been developed very quickly by the substantial results on the existence of many different types of minimal surfaces in $\mathbb{H}^2 \times \mathbb{R}$ and their properties, e.g. [CR, CHR, CMT, HRS, Mo, MoR, MR, MRR, Py, PR, RT, ST].

In this paper, we are interested in the question of "What type of surfaces can be embedded into $\mathbb{H}^2 \times \mathbb{R}$ as a complete minimal surface?" Ros conjectured that any open orientable surface can be properly embedded in $\mathbb{H}^2 \times \mathbb{R}$ as a minimal surface [MR]. In this paper, we prove this conjecture by giving a general method to construct complete, properly embedded minimal surfaces in $\mathbb{H}^2 \times \mathbb{R}$ with arbitrary topology, i.e. any (finite or infinite) number of genus and ends. Our main result is as follows:

Theorem 1.1. *Any open orientable surface S can be properly embedded in $\mathbb{H}^2 \times \mathbb{R}$ as a complete area minimizing surface.*

On the other hand, when proving the theorem above, we needed the positive solutions to the asymptotic Plateau problem in $\mathbb{H}^2 \times \mathbb{R}$ for certain curves. In particular, unlike \mathbb{H}^3 case, there are some curves Γ in $S_\infty^1 \times \mathbb{R}$ where there is no minimal surface Σ in $\mathbb{H}^2 \times \mathbb{R}$ with $\partial_\infty \Sigma = \Gamma$ [ST]. We gave a fairly complete solution to the asymptotic Plateau problem in $\mathbb{H}^2 \times \mathbb{R}$ with the following result.

The author is partially supported by Simons Collaboration Grant, and Royal Society Newton Mobility Grant.

Theorem 1.2. *Let Γ be a finite collection of disjoint Jordan curves in $S_\infty^1 \times \mathbb{R}$ with $h(\Gamma) \neq \pi$. Then, there exists an area minimizing surface Σ in $\mathbb{H}^2 \times \mathbb{R}$ with $\partial_\infty \Sigma = \Gamma$ if and only if Γ is a tall curve.*

Furthermore, we show that a generic tall curve bounds a unique area minimizing surface (See Corollary 3.10).

Furthermore, we observe that the asymptotic Plateau problem for area minimizing surfaces and for minimal surfaces are quite different. While there is no area minimizing surface for short curves, we show that there are short curves of any height, bounding complete embedded minimal surfaces in $\mathbb{H}^2 \times \mathbb{R}$ (Theorem 6.1). Note that recently, Kloeckner and Mazzeo constructed many families of complete embedded minimal surfaces in $\mathbb{H}^2 \times \mathbb{R}$, and studied their asymptotic behavior in [KM]. Note that recently, we gave a fairly complete solution to the asymptotic Plateau problem for infinite curves in [Co5].

The outline of the method to prove Theorem 1.1 is as follows. We first prove a bridge principle at infinity for $\mathbb{H}^2 \times \mathbb{R}$ for vertical bridges in $S_\infty^1 \times \mathbb{R}$ (Theorem 4.2). Then, for a given open orientable surface S , we consider a simple exhaustion of S , i.e. $S_1 \subset S_2 \dots S_n \subset \dots$ where $S = \bigcup_{n=1}^\infty S_n$. In particular, the surface S is constructed by starting with a disk, and by adding 1-handles iteratively, i.e. $S_{n+1} - \text{int}(S_n)$ is either a pair of pants or a cylinder with a handle (See Figure 5). Then by using the vertical bridges and the simple exhaustion, we inductively construct a sequence of area minimizing surfaces $\{\Sigma_n\}$ in $\mathbb{H}^2 \times \mathbb{R}$ which converges to an area minimizing surface Σ in $\mathbb{H}^2 \times \mathbb{R}$ homeomorphic to S .

The organization of the paper is as follows. In the next section, we give some definitions, and introduce the basic tools which we use in our construction. In Section 3, we study the asymptotic Plateau problem in $\mathbb{H}^2 \times \mathbb{R}$, and prove Theorem 1.2. In Section 4, we show the bridge principle at infinity in $\mathbb{H}^2 \times \mathbb{R}$ for sufficiently long vertical bridges. In Section 5, we prove the main result (Theorem 1.1). In Section 6, we discuss the asymptotic Plateau problem for minimal surfaces, and construct examples for short curves. Finally in section 7, we give some concluding remarks, and mention some interesting open problems in the subject. We postpone some technical steps to the appendix at the end.

1.1. Acknowledgements. Part of this research was carried out at MIT and Max-Planck Institute during our visit. The author would like to thank them for their great hospitality. The author would like to thank Rafe Mazzeo for very valuable comments and remarks.

2. PRELIMINARIES

In this section, we introduce our setup, and the basic tools which we use in our construction.

Throughout the paper, $\overline{\mathbb{H}^2 \times \mathbb{R}} = \overline{\mathbb{H}^2} \times \overline{\mathbb{R}} = \mathbb{H}^2 \times \mathbb{R} \cup \partial_\infty(\mathbb{H}^2 \times \mathbb{R})$ will represent the natural product compactification of $\mathbb{H}^2 \times \mathbb{R}$. In particular, $\partial_\infty(\mathbb{H}^2 \times \mathbb{R}) = (S_\infty^1 \times \mathbb{R}) \cup (\overline{\mathbb{H}^2} \times \{\pm\infty\})$ represents the asymptotic boundary of $\mathbb{H}^2 \times \mathbb{R}$. Also, we will call $S_\infty^1 \times \mathbb{R}$ as the asymptotic cylinder, and $\overline{\mathbb{H}^2} \times \{\pm\infty\}$ as the caps at infinity.

Convention: Throughout the paper, by *curve*, we mean a finite collection of smooth Jordan curves unless otherwise stated.

A curve Γ in $\partial_\infty(\mathbb{H}^2 \times \mathbb{R})$ is *finite* if $\Gamma \subset S_\infty^1 \times \mathbb{R}$. If $\Gamma \cap \overline{\mathbb{H}^2} \times \{\pm\infty\} \neq \emptyset$, we call Γ is *infinite*. Throughout the paper, all the curves in $\partial_\infty(\mathbb{H}^2 \times \mathbb{R})$ will be finite curves unless stated otherwise. For the asymptotic Plateau problem for infinite curves, see [KM, Co5].

Definition 2.1. A compact surface with boundary Σ is called *area minimizing surface* if Σ has the smallest area among surfaces with the same boundary. A noncompact surface is called *area minimizing surface* if any compact subsurface is an area minimizing surface.

In particular, we will be interested in the following question:

Asymptotic Plateau Problem for $\mathbb{H}^2 \times \mathbb{R}$: *Let Γ be a collection of Jordan curves in $S_\infty^1 \times \mathbb{R}$. Does there exist an area minimizing surface Σ in $\mathbb{H}^2 \times \mathbb{R}$ with $\partial_\infty \Sigma = \Gamma$?*

Here, Σ is an open, complete surface in $\mathbb{H}^2 \times \mathbb{R}$, and $\partial_\infty \Sigma$ represents the asymptotic boundary of Σ in $\partial_\infty(\mathbb{H}^2 \times \mathbb{R})$. Then, $\overline{\Sigma}$ is the closure of Σ in $\overline{\mathbb{H}^2 \times \mathbb{R}}$, then $\partial_\infty \Sigma = \overline{\Sigma} \cap \partial_\infty(\mathbb{H}^2 \times \mathbb{R})$.

Definition 2.2. Let Γ be a curve in $\partial_\infty(\mathbb{H}^2 \times \mathbb{R})$. We call Γ *fillable* if there exists an complete, embedded, minimal surface S in $\mathbb{H}^2 \times \mathbb{R}$ with $\partial_\infty S = \Gamma$. We call Γ *strongly fillable* if there exists an complete, embedded, area minimizing surface Σ in $\mathbb{H}^2 \times \mathbb{R}$ with $\partial_\infty \Sigma = \Gamma$.

When Γ is an essential smooth simple closed curve in $S_\infty^1 \times \mathbb{R}$ which is a vertical graph over $S_\infty^1 \times \{0\}$, then the vertical graphs over \mathbb{H}^2 gives a positive answer to this existence question [NR]. However, for nonessential (nullhomotopic) simple closed curves in $S_\infty^1 \times \mathbb{R}$, the situation is quite different. Unlike the \mathbb{H}^3 case [An, Co3, Co4], Sa Earp and Toubiana showed that there are some simple closed curves Γ in $S_\infty^1 \times \mathbb{R}$ which are not fillable [ST].

Definition 2.3. [Thin Tail] Let γ be an arc in $S_\infty^1 \times \mathbb{R}$. Assume that there is a vertical straight line L_0 in $S_\infty^1 \times \mathbb{R}$ such that

- $\gamma \cap L_0 \neq \emptyset$ and $\partial\gamma \cap L_0 = \emptyset$,
- γ stays in one side of L_0 ,
- $\gamma \subset S_\infty^1 \times (c, c + \pi)$ for some $c \in \mathbb{R}$.

Then, we call γ a *thin tail* in Γ (See Γ_1 in Figure 8).

Theorem 2.4. [ST] *Let Γ be a simple closed curve in $\partial_\infty(\mathbb{H}^2 \times \mathbb{R})$. If Γ contains a thin tail, then there is no properly immersed minimal surface Σ in $\mathbb{H}^2 \times \mathbb{R}$ with $\partial_\infty \Sigma = \Gamma$.*

In particular, this result implies that if Γ is a nullhomotopic simple closed curve in $S_\infty^1 \times \mathbb{R}$ which is contained in a slab of height π (i.e. $\Gamma \subset S_\infty^1 \times (c, c + \pi)$), then Γ is not fillable.

After the above nonexistence result, the following question, asymptotic Plateau Problem in $\mathbb{H}^2 \times \mathbb{R}$, becomes quite interesting: *Which curves in $S_\infty^1 \times \mathbb{R}$ are fillable or strongly fillable?*

In this section, we will give a complete answer to the *strong fillability question*. In particular, we will first introduce a notion called *tall curves*. We will prove that a curve is strongly fillable if it is a tall curve, and strongly non-fillable if it is a *short curve* (Theorem 3.1). This result gives a fairly complete solution to the asymptotic Plateau Problem in $\mathbb{H}^2 \times \mathbb{R}$ (See Remark 3.2). Note also that the existence result will be a key component for the construction of minimal surfaces with arbitrary topology in Section 4.

2.1. Tall Curves. Now, we define the tall curves.

Definition 2.5. [Tall Curves] Consider the asymptotic cylinder $S_\infty^1 \times \mathbb{R}$ with the coordinates (θ, t) where $\theta \in [0, 2\pi)$ and $t \in \mathbb{R}$. We call a rectangle $R = [\theta_1, \theta_2] \times [t_1, t_2] \subset S_\infty^1 \times \mathbb{R}$ *tall rectangle* if $t_2 - t_1 > \pi$.

We call a finite collection of disjoint simple closed curves Γ in $S_\infty^1 \times \mathbb{R}$ *tall curve* if the region $\Gamma^c = S_\infty^1 \times \mathbb{R} - \Gamma$ can be written as a union of open tall rectangles $R_i = (\theta_1^i, \theta_2^i) \times (t_1^i, t_2^i)$, i.e. $\Gamma^c = \bigcup_i R_i$ (See Figure 1).

We will call a region Ω in $S_\infty^1 \times \mathbb{R}$ a *tall region*, if Ω can be written as a union of tall rectangles, i.e. $\Omega = \bigcup_i R_i$ where R_i is a tall rectangle.

On the other hand, by using the idea above, we can define a notion called *height of a curve* as follows:

Definition 2.6. [Height of a Curve] Let Γ be a collection of simple closed curves in $S_\infty^1 \times \mathbb{R}$, and let $\Omega = S_\infty^1 \times \mathbb{R} - \Gamma$. For any $\theta \in [0, 2\pi)$, let $L_\theta = \{\theta\} \times \mathbb{R}$ be the vertical line in $S_\infty^1 \times \mathbb{R}$. Let $L_\theta \cap \Omega = l_\theta^1 \cup \dots \cup l_\theta^{i_\theta}$ where l_θ^i is a component of $L_\theta \cap \Omega$. Define the height $h(\Gamma) = \inf_\theta \{|l_\theta^i|\}$.

Notice that Γ is a tall curve if and only if $h(\Gamma) > \pi$. Now, we say Γ is a *short curve* if $h(\Gamma) < \pi$.

Remark 2.7. Note that if Γ is a finite collection of disjoint simple closed curves in $S_\infty^1 \times \mathbb{R}$, then we can always write $\Gamma^c = \Omega^+ \cup \Omega^-$ where Ω^\pm are

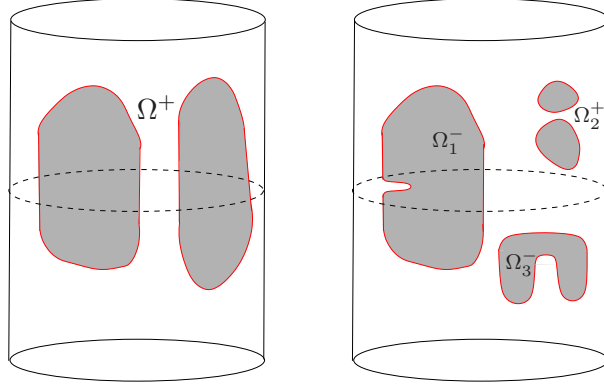


FIGURE 1. In the left, Γ is a tall curve with two components. In the right, there are three nonexamples of tall curves. Shaded regions describe the Ω_i^\pm where $S_\infty^1 \times \mathbb{R} - \Gamma_i = \Omega_i^+ \cup \Omega_i^-$.

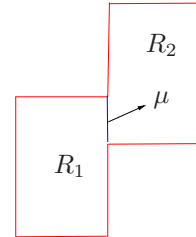
(possibly disconnected) tall regions with $\partial\overline{\Omega}^+ = \partial\overline{\Omega}^- = \Gamma$. Notice that if Γ has more than one component, then Ω^+ or Ω^- may not be connected.

Note also that any curve containing a thin tail is short curve by definition. However, there are some short curves with no thin tails, like Γ_3 in Figure 1-right and Figure 7-right.

Notice also that for each nullhomotopic component γ_i of a tall curve Γ , if θ_i^+ (θ_i^-) is a local maximum (minimum) of horizontal coordinates of γ_i , then by Theorem 2.4, $L_{\theta_i^\pm} \cap \gamma_i$ must be a pair of vertical line segments of length greater than π (See Figure 1 left). Also, in Figure 1 right, three non-tall curves Γ_1, Γ_2 and Γ_3 are pictured as examples. If we name the shaded regions as Ω_i^\pm , Γ_1 is not tall as Ω_1^+ is not tall because of the small cove. Γ_2 has two components, and it is not tall as Ω_2^+ is not tall (The two components are very close to each other). Finally, Γ_3 is not tall as Ω_3^- is not tall region because of the short neck.

Remark 2.8. (Exceptional Curves) We will call a short curve Γ *exceptional* if $\overline{\Omega}^\pm$ can be written as a union of closed tall rectangles $([\theta_1, \theta_2] \times [t_1, t_2])$. Notice that as Γ is a short curve, Ω^\pm cannot be written as a union of open tall rectangles $((\theta_1, \theta_2) \times (t_1, t_2))$.

As an example, consider $R_1 = [0, \frac{\pi}{3}] \times [-1, 5]$ and $R_2 = [\frac{\pi}{3}, \frac{2\pi}{3}] \times [-5, 1]$. Let $\gamma_i = \partial R_i$. Let $\mu = \{\frac{\pi}{3}\} \times (-1, 1)$ be a line segment of length 2 (See Figure right). Define $\Gamma = \gamma_1 \cup \gamma_2 - \mu$. Clearly, $h(\Gamma) = d((\frac{\pi}{3}, 1), (\frac{\pi}{3}, -1)) = \|\mu\| = 2$ and Γ is a short curve. However, $\overline{\Omega}^+ = \overline{R}_1 \cup \overline{R}_2$ which makes Γ an exceptional curve. These curves are very small set of curves among



the space of curves in $S_\infty^1 \times \mathbb{R}$, however they will have a problematic feature with barrier argument when we show the *nonexistence* for short curves in Theorem 3.1. So, throughout the paper, we will assume that closed curves in $S_\infty^1 \times \mathbb{R}$ are not exceptional unless otherwise stated. We would like to thank Laurent Mazet for pointing out the exceptional curves.

Next lemma is an asymptotic regularity result on complete embedded minimal surfaces in $\mathbb{H}^2 \times \mathbb{R}$ due to Kloeckner-Mazzeo [KM, Section 3].

Lemma 2.9. *[Asymptotic Regularity] [KM] Let Γ be a finite collection of disjoint Jordan curves in $S_\infty^1 \times \mathbb{R}$. Let Σ a complete embedded minimal surface with $\partial_\infty \Sigma = \Gamma$.*

(i) If Γ is $C^{k,\alpha}$ for $k \in \mathbb{N}$, $\alpha \in (0, 1)$, and contains no vertical segments, then $\Sigma \cup \Gamma$ is $C^{k,\alpha}$ smooth surface with boundary in $\overline{\mathbb{H}^2 \times \mathbb{R}}$.

(ii) If $\gamma \subset \Gamma$ is vertical segment of height $> \pi$, then $\Sigma \cup \gamma$ is continuous up to the boundary.

Note also that in Lemma 8.8 in Appendix, we gave an elementary proof of a relevant result.

Now, we quote a classical result of geometric measure theory.

Lemma 2.10. [Fe] *[Existence and Regularity of Area Minimizing Surfaces] Let M be a homogeneously regular, closed (or mean convex) 3-manifold. Let γ be a nullhomologous smooth curve in γ . Then, γ bounds an area minimizing surface Σ in M . Furthermore, any such area minimizing surface is smoothly embedded.*

Now, we state the convergence theorem for area minimizing surfaces, which will be used throughout the paper. Note that we use convergence in the sense of Geometric Measure Theory, i.e. the convergence of rectifiable currents in the flat metric.

Lemma 2.11. *[Convergence] Let $\{\Sigma_i\}$ be a sequence of complete area minimizing surfaces in $\mathbb{H}^2 \times \mathbb{R}$ where $\Gamma_i = \partial_\infty \Sigma_i$ is a finite collection of closed curves in $S_\infty^1 \times \mathbb{R}$. If Γ_i converges to a finite collection of closed curves $\widehat{\Gamma}$ in $S_\infty^1 \times \mathbb{R}$, then there exists a subsequence $\{\Sigma_{n_j}\}$ such that Σ_{n_j} converges to an area minimizing surface $\widehat{\Sigma}$ (possibly empty) with $\partial_\infty \widehat{\Sigma} \subset \widehat{\Gamma}$. In particular, the convergence is smooth on compact subsets of $\mathbb{H}^2 \times \mathbb{R}$.*

Proof: Let $\Delta_n = B_n(0) \times [-C, C]$ be convex domains in $\mathbb{H}^2 \times \mathbb{R}$ where $B_n(0)$ is the closed disk of radius n in \mathbb{H}^2 with center 0, and $\widehat{\Gamma} \subset S_\infty^1 \times (-C, C)$. For n sufficiently large, consider the surfaces $S_i^n = \Sigma_i \cap \Delta_n$. Since the area of the surfaces $\{S_i^n \subset \Delta_n\}$ is uniformly bounded by $|\partial \Delta_n|$, and ∂S_i^n can be bounded by using standard techniques. Hence, if $\{S_i^n\}$ is an infinite sequence, then we get a convergent subsequence of $\{S_i^n\}$ in Δ_n

with *nonempty limit* S^n . S^n is an area minimizing surface in Δ_n by the compactness theorem for rectifiable currents (codimension-1) with the flat metric of Geometric Measure Theory [Fe]. By the regularity theory, the limit S^n is a smoothly embedded area minimizing surface in Δ^n .

If the sequence $\{S_i^n\}$ is an infinite sequence for infinitely many n , we get an infinite sequence of compact area minimizing surfaces $\{S^n\}$. Then, by using the diagonal sequence argument, we can find a subsequence of $\{\Sigma_i\}$ converging to an area minimizing surface $\widehat{\Sigma}$ with $\partial_\infty \widehat{\Sigma} \subset \widehat{\Gamma}$ as $\Gamma_i \rightarrow \widehat{\Gamma}$. Note also that for fixed n , the curvatures of $\{S_i^n\}$ are uniformly bounded by curvature estimates for area minimizing surfaces. Hence, with the uniform area bound, we get smooth convergence on compact subsets of $\mathbb{H}^2 \times \mathbb{R}$. For further details, see [MW, Theorem 3.3]. \square

Remark 2.12. Notice that in the lemma above, we can allow $\Gamma_i \subset S_\infty^1 \times \mathbb{R}$ to be a collection of closed curves which may not be simple. Let Σ_i be an area minimizing surface in $\mathbb{H}^2 \times \mathbb{R}$ with $\partial_\infty \Sigma_i = \Gamma_i$. As Σ_i is an area minimizing surface in $\mathbb{H}^2 \times \mathbb{R}$, it must be embedded by the regularity of area minimizing surfaces. Hence, in such case, $\overline{\Sigma}_i$ may not be an embedded surface with boundary in $\overline{\mathbb{H}^2 \times \mathbb{R}}$, even though Σ_i is an open embedded surface in $\mathbb{H}^2 \times \mathbb{R}$. Similarly, the limit $\widehat{\Sigma}$ (if nonempty) is an open embedded surface in $\mathbb{H}^2 \times \mathbb{R}$, even if $\partial_\infty \widehat{\Sigma} \subset \widehat{\Gamma}$ is not embedded. For the case $\Gamma \subset S_\infty^1 \times \mathbb{R}$ is tall and embedded, see also Lemma 8.8 in the appendix, where we prove $\overline{\Sigma}$ is a surface with boundary in $\overline{\mathbb{H}^2 \times \mathbb{R}}$. See also Lemma 2.9, for the asymptotic regularity results due to Kloeckner-Mazzeo [KM].

Remark 2.13. (Empty Limit) In the proof above, there might be cases like $\{S_i^n\}$ is a finite sequence for any n . In particular, assume that if for every n , there exists $K_n \gg 0$ such that for every $i > K_n$, $\Sigma_i \cap \Delta_n = \emptyset$. In such a case the limit is empty, and we say $\{\Sigma_i\}$ *escapes to infinity*. An example to this case is a sequence of rectangles R_i in $S_\infty^1 \times \mathbb{R}$ with $h(R_i) \searrow \pi$ and $R_i \rightarrow \widehat{R}$ where \widehat{R} is a rectangle of height π . Then, the sequence of area minimizing surfaces P_i with $\partial_\infty P_i = R_i$ escapes to infinity, as there is no area minimizing surface Σ with $\partial_\infty \Sigma = \widehat{\Gamma}$. In Theorem 3.1, we will prove that if $\widehat{\Gamma}$ is a tall curve, the sequence $\{\Sigma_i\}$ does not escape to infinity, and a subsequence Σ_{i_j} converges to an area minimizing surface $\widehat{\Sigma}$ with $\partial_\infty \widehat{\Sigma} \subset \widehat{\Gamma}$.

2.2. Minimal Surfaces bounding Tall Rectangles.

For the boundaries of tall rectangles, Sa Earp and Toubiana proved the following:

Lemma 2.14. [ST] *If R is a tall rectangle in $S_\infty^1 \times \mathbb{R}$, then there exists a minimal surface P in $\mathbb{H}^2 \times \mathbb{R}$ with $\partial_\infty P = \partial R$. In particular, P is a graph over R .*

Furthermore, they gave a very explicit description of P as follows. Without loss of generality, let $R = [-\theta_1, \theta_1] \times [-c, c]$ in $S_\infty^1 \times \mathbb{R}$ where $c > \frac{\pi}{2}$ and $\theta_1 \in (0, \pi)$. Let φ_t be the hyperbolic isometry of \mathbb{H}^2 fixing the geodesic γ with $\partial_\infty \gamma = \{-\theta_1, \theta_1\}$ with translation length t . Let $\widehat{\varphi}$ be the isometry of $\mathbb{H}^2 \times \mathbb{R}$ with $\widehat{\varphi}_t(q, z) = (\varphi_t(q), z)$. They proved that P is invariant under $\widehat{\varphi}_t$ for any t . Let τ be geodesic in \mathbb{H}^2 with $\partial_\infty \tau = \{0, \pi\} \subset \partial_\infty \mathbb{H}^2$. Let $\alpha = P \cap (\tau \times \mathbb{R})$. Then, α is the generating curve for P where $\partial_\infty \alpha = \{(0, c), (0, -c)\}$, i.e. $P = \bigcup_t \widehat{\varphi}_t(\alpha)$.

On the other hand, let P_h be the minimal plane with $\partial_\infty P_h = \partial R_h$ where the height of the rectangle R_h is h , i.e. $2c = h$. The invariance of P_h under the isometry $\widehat{\varphi}$ shows that $\gamma_h = P_h \cap \mathbb{H}^2 \times \{0\}$ is an equidistant curve from the geodesic $\widehat{\gamma} = \gamma \times \{0\}$ in $\mathbb{H}^2 \times \{0\}$. Let $d_h = \text{dist}(\gamma_h, \widehat{\gamma})$. Then, they also show that if $h \nearrow \infty$ then $d_h \searrow 0$ and if $h \searrow \pi$ then $d_h \nearrow \infty$. In other words, when $h \rightarrow \infty$, P_h gets closer to the vertical geodesic plane $\gamma \times \mathbb{R}$. When $h \searrow \pi$, P_h escapes to infinity. Moreover, the upper half of P_h , $P_h \cap \mathbb{H}^2 \times [0, c]$, is a vertical graph over the component of $\mathbb{H}^2 \times \{0\} - \gamma_h$ in the $R \subset S_\infty^1 \times \mathbb{R}$ side.

Now, we will show that these minimal surfaces are the unique area minimizing surfaces spanning their asymptotic boundaries.

Lemma 2.15. *If R is a tall rectangle in $S_\infty^1 \times \mathbb{R}$, then there exists a unique minimal surface P in $\mathbb{H}^2 \times \mathbb{R}$ with $\partial_\infty P = \partial R$. Furthermore, P is also an area minimizing surface in $\mathbb{H}^2 \times \mathbb{R}$.*

Proof: Outline of the proof is as follows. By using rectangles $\widehat{R}_h \subset S_\infty^1 \times \mathbb{R}$, we will foliate a convex region Δ in $\mathbb{H}^2 \times \mathbb{R}$ by minimal planes \widehat{P}_h with $\partial_\infty \widehat{P}_h = \partial \widehat{R}_h$. As our minimal plane $P = \widehat{P}_{h_0}$ is a leave in this foliation, it is the unique minimal surface bounding $\Gamma_{h_0} = \partial \widehat{R}_{h_0}$, and hence area minimizing.

Step 1: Defining the convex region Δ .

The convex region Δ will be a component of the complement of a vertical geodesic plane in $\mathbb{H}^2 \times \mathbb{R}$, i.e. $\mathbb{H}^2 \times \mathbb{R} - (\eta \times \mathbb{R})$. The setup is as follows: Let $R_h = [-\theta_1, \theta_1] \times [-h, h]$ be a tall rectangle in $S_\infty^1 \times \mathbb{R}$, i.e. $h > \frac{\pi}{2}$ and $0 < \theta_1 < \pi$. By Lemma 2.14, for any $h > \frac{\pi}{2}$, there exists a minimal surface P_h with $\partial_\infty P_h = \Gamma_h = \partial R_h$. Moreover, by the construction [ST], $\{P_h\}$ is a continuous family of complete minimal planes with $P_h \cap P_{h'} = \emptyset$ for $h \neq h'$. Now, fix $h_0 > \frac{\pi}{2}$, and let $R_{h_0} = [-\theta_1, \theta_1] \times [-h_0, h_0]$

Let τ be geodesic in \mathbb{H}^2 with $\partial_\infty \tau = \{0, \pi\} \subset \partial_\infty \mathbb{H}^2$. Let ψ_t be the hyperbolic isometry of \mathbb{H}^2 which fixes τ , where t is the translation parameter along τ . In particular, in the upper half plane model $\mathbb{H}^2 = \{(x, y) \mid y > 0\}$, $\tau = \{(0, y) \mid y > 0\}$ and $\psi_t(\mathbf{x}) = t\mathbf{x}$. Then, let $\theta_t = \psi_t(\theta_1)$. Then for $0 < t < \infty$, $0 < \theta_t < \pi$. Hence, $\theta_t < \theta_1$ when $0 < t < 1$, and $\theta_t > \theta_1$ when $1 < t < \infty$. In particular, this implies $[-\theta_1, \theta_1] \subset [-\theta_t, \theta_t]$ for $t > 1$, and $[-\theta_1, \theta_1] \supset [-\theta_t, \theta_t]$ for $t < 1$. For notation, let $\theta_0 = 0$ and let $\theta_\infty = \pi$.

Now, define a continuous family of rectangles \widehat{R}_h which foliates an infinite vertical strip in $S_\infty^1 \times \mathbb{R}$ as follows. Let $s : (\frac{\pi}{2}, \infty) \rightarrow (0, 2)$ be a smooth monotone increasing function such that $s(h) \nearrow 2$ when $h \nearrow \infty$, and $s(h) \searrow 0$ when $h \searrow \frac{\pi}{2}$. Furthermore, let $s(h_0) = 1$.

Now, define \widehat{R}_h be the rectangle in $S_\infty^1 \times \mathbb{R}$ with $\widehat{R}_h = [-\theta_{s(h)}, \theta_{s(h)}] \times [-h, h]$. Hence, $\widehat{R}_{h_0} = R_{h_0}$, and for any $h \in (\frac{\pi}{2}, \infty)$, \widehat{R}_h is a tall rectangle with height $2h > \pi$. Let $\widehat{\Gamma}_h = \partial \widehat{R}_h$. Then, the family of simple closed curves $\{\widehat{\Gamma}_h\}$ foliates the vertical infinite strip $\Omega = ((-\theta_2, \theta_2) \times \mathbb{R}) - (\{0\} \times [-\frac{\pi}{2}, \frac{\pi}{2}])$ in $S_\infty^1 \times \mathbb{R}$.

Recall that $R_h = [-\theta_1, \theta_1] \times [-h, h]$ for any $h > \pi/2$, and the planes P_h are minimal surfaces with $\partial_\infty P_h = \Gamma_h$. Let $\widehat{\psi}_t$ be the isometry of $\mathbb{H}^2 \times \mathbb{R}$ with $\widehat{\psi}_t(p, s) = (\psi_t(p), s)$ where $p \in \mathbb{H}^2$ and $s \in \mathbb{R}$. Then clearly $\widehat{R}_h = \widehat{\psi}_{s(h)}(R_h)$. In other words, \widehat{R}_h and R_h have the same height, but \widehat{R}_h is "widened R_h " in the horizontal direction via isometry $\widehat{\psi}$. Similarly, define $\widehat{P}_h = \widehat{\psi}_{s(h)}(P_h)$. Hence, \widehat{P}_h is a complete minimal plane with $\partial_\infty \widehat{P}_h = \widehat{\Gamma}_h = \partial \widehat{R}_h$.

Notice that \widehat{P}_∞ is the geodesic plane $\eta \times \mathbb{R}$ in $\mathbb{H}^2 \times \mathbb{R}$ where η is a geodesic in \mathbb{H}^2 with $\partial_\infty \eta = \{-\theta_2, \theta_2\}$. Let Δ be the component of $\mathbb{H}^2 \times \mathbb{R} - \widehat{P}_\infty$ containing P_{h_0} , i.e. $\partial \Delta = \widehat{P}_\infty$ and $\partial_\infty \Delta = \overline{\Omega}$. We claim that the family of complete minimal planes $\{\widehat{P}_h \mid h \in (\frac{\pi}{2}, \infty)\}$ foliates Δ .

Step 2: Foliating Δ by minimal planes $\{\widehat{P}_h\}$.

Notice that as $\{P_h\}$ is a continuous family of minimal planes, and $\{\widehat{\psi}_t\}$ is a continuous family of isometries, then by construction $\widehat{P}_h = \widehat{\psi}_{s(h)}(P_h)$ is a continuous family of minimal planes, and $\Delta = \bigcup_{h \in (\frac{\pi}{2}, \infty)} \widehat{P}_h$. Hence, all we need to show that $\widehat{P}_h \cap \widehat{P}_{h'} = \emptyset$ for $h < h'$. First notice that $P_h \cap P_{h'} = \emptyset$ by [ST]. Hence, $\widehat{\psi}_{s(h)}(P_h) \cap \widehat{\psi}_{s(h)}(P_{h'}) = \emptyset$. Let $s' = s(h')/s(h) > 1$.

Notice that both planes $\widehat{\psi}_{s(h)}(P_h)$ and $\widehat{\psi}_{s(h)}(P_{h'})$ are graphs over rectangles $[-\theta_{s(h)}, \theta_{s(h)}] \times [-h, h]$ and $[-\theta_{s(h)}, \theta_{s(h)}] \times [-h', h']$ respectively. For any $c \in (-h, h)$, the line $l_c^{h'} = \widehat{\psi}_{s(h)}(P_{h'}) \cap (\mathbb{H}^2 \times \{c\})$ is on far side ($\pi \in S_\infty^1$ side) of the line $l_c^h = \widehat{\psi}_{s(h)}(P_h) \cap \mathbb{H}^2 \times \{c\}$ in $\mathbb{H}^2 \times \{c\}$. Hence,

for any c , $\psi_{s'}(l_c^{h'}) \cap l_c^h = \emptyset$ since $\psi_{s'}$ pushes \mathbb{H}^2 toward $\pi \in \partial_\infty \mathbb{H}^2$ as $s' > 1$. As $\widehat{\psi}_{s'} \circ \widehat{\psi}_s(h) = \widehat{\psi}_{s'.s(h)} = \widehat{\psi}_{s(h')}$, then $\widehat{\psi}_{s(h)}(P_h) \cap \widehat{\psi}_{s(h')}(P_{h'}) = \emptyset$. In other words, $\widehat{P}_h \cap \widehat{P}_{h'} = \emptyset$ for $h < h'$. In particular, $\{\widehat{P}_h\}$ is a pairwise disjoint family of planes, with $\Delta = \bigcup_{\frac{\pi}{2}}^\infty \widehat{P}_h$. This shows that the family of minimal planes $\{\widehat{P}_h \mid h \in (\frac{\pi}{2}, \infty)\}$ foliates Δ .

Step 3: P_{h_0} is the unique minimal surface with asymptotic boundary $\Gamma_{h_0} = \partial R_{h_0}$ in $S_\infty^1 \times \mathbb{R}$, i.e. $\partial_\infty P_{h_0} = \Gamma_{h_0}$.

Assume on the contrary. If there was another minimal surface Σ in $\mathbb{H}^2 \times \mathbb{R}$ with $\partial_\infty \Sigma = \partial R_{h_0}$, then Σ must belong to the convex region Δ by the convex hull principle. In particular, one can easily see this fact by foliating $\mathbb{H}^2 \times \mathbb{R} - \Delta$ by the geodesic planes $\{\widehat{\psi}_t(\widehat{P}_\infty) \mid t > 1\}$. Hence, if $\Sigma \not\subset \Delta$, then for $t_0 = \sup_t \{\Sigma \cap \widehat{\psi}_t(\widehat{P}_\infty) \neq \emptyset\}$, Σ would intersect the geodesic plane $\widehat{\psi}_{t_0}(\widehat{P}_\infty)$ tangentially with lying in one side. This contradicts to maximum principle as both are minimal surfaces.

Now, since $\Sigma \subset \Delta$ and Δ is foliated by \widehat{P}_h , if $\Sigma \neq P_{h_0}$, then $\Sigma \cap P_h \neq \emptyset$ for some $h \neq h_0$. Then, either $h_1 = \sup\{h > h_0 \mid \Sigma \cap \widehat{P}_h \neq \emptyset\}$ or $h'_1 = \inf\{h < h_0 \mid \Sigma \cap \widehat{P}_h \neq \emptyset\}$ exists. In either case, Σ would intersect \widehat{P}_{h_1} or $\widehat{P}_{h'_1}$ tangentially by lying in one side. Again, this contradicts to maximum principle as both are minimal surfaces. Hence, such a Σ cannot exist, and the uniqueness follows.

Step 4: P_{h_0} is indeed an area minimizing surface in $\mathbb{H}^2 \times \mathbb{R}$.

Now, we will finish the proof by showing that P_{h_0} is indeed an area minimizing surface in $\mathbb{H}^2 \times \mathbb{R}$. Let B_n be the n -disk in \mathbb{H}^2 with the center origin O in the Poincare disk model, i.e. $B_n = \{x \in \mathbb{H}^2 \mid d(x, O) < n\}$. Let $\widehat{B}_n = B_n \times [-h_0, h_0]$ in $\mathbb{H}^2 \times \mathbb{R}$. We claim that $P_{h_0}^n = P_{h_0} \cap \widehat{B}_n$ is an area minimizing surface, i.e. $P_{h_0}^n$ has the smallest area among the surfaces S in $\mathbb{H}^2 \times \mathbb{R}$ with the same boundary, i.e. $\partial P_{h_0}^n = \partial S \Rightarrow |P_{h_0}^n| \leq |S|$ where $|\cdot|$ represents the area.

Let $\Omega_n = \widehat{B}_n \cap \overline{\Delta}$ be the compact, convex subset of $\mathbb{H}^2 \times \mathbb{R}$. Let $\beta_n = \partial P_{h_0}^n$ be the simple closed curve in $\partial \Omega_n$. Notice that by the existence theorem of area minimizing surfaces (Lemma 2.10), there exists an area minimizing surface Σ in $\mathbb{H}^2 \times \mathbb{R}$ with $\partial \Sigma = \beta_n$. Furthermore, as Ω_n is convex, $\Sigma \subset \Omega_n$. However, as $\{\widehat{P}_h \mid h \in (\frac{\pi}{2}, \infty)\}$ foliates Δ , $\{\widehat{P}_h \cap \Omega_n\}$ foliates Ω_n . Similar to above argument, if Σ is not a leaf of this foliation, there must be a last point of contact with the leaves, which gives a contradiction with the maximum principle. Hence, $\Sigma = P_{h_0}^n$, and $P_{h_0}^n$ is an area minimizing surface. This shows that any compact subsurface of P_{h_0} is an area minimizing surface as it must belong to $P_{h_0}^n$ for sufficiently large

$n > 0$. This proves P_{h_0} is an area minimizing surface with $\partial_\infty P_{h_0} = \Gamma_{h_0}$, and it is the unique minimal surface in $\mathbb{H}^2 \times \mathbb{R}$ with asymptotic boundary ∂R_{h_0} in $S_\infty^1 \times \mathbb{R}$. As any tall rectangle in $S_\infty^1 \times \mathbb{R}$ is isometric image of R_h for some $\frac{\pi}{2} < h < \infty$, the proof follows. \square

3. ASYMPTOTIC PLATEAU PROBLEM IN $\mathbb{H}^2 \times \mathbb{R}$

Now, we will show that for any tall curve Γ in $S_\infty^1 \times \mathbb{R}$ is strongly fillable.

Note that for the following theorem, we will assume Γ is not an exceptional curve (See Remark 2.8).

Theorem 3.1. *[Asymptotic Plateau Problem for $\mathbb{H}^2 \times \mathbb{R}$] Let Γ be a finite collection of disjoint Jordan curves in $S_\infty^1 \times \mathbb{R}$ with $h(\Gamma) \neq \pi$. Then, there exists an area minimizing surface Σ in $\mathbb{H}^2 \times \mathbb{R}$ with $\partial_\infty \Sigma = \Gamma$ if and only if Γ is a tall curve. Furthermore, all such surfaces are embedded.*

Outline of the proof: We will use the standard technique for this construction [An]. In particular, we will construct a sequence of compact area minimizing surfaces $\{\Sigma_n\}$ in $\mathbb{H}^2 \times \mathbb{R}$ with $\partial \Sigma_n \rightarrow \Gamma$, and in the limit, we aim to obtain an area minimizing surface Σ with $\partial_\infty \Sigma = \Gamma$. Notice that the main issue here is not to show that Σ is an area minimizing surface, but to show that Σ is not escaping to infinity, i.e. $\Sigma \neq \emptyset$ and $\partial_\infty \Sigma = \Gamma$ (See Remark 2.13). Recall that by Theorem 2.4, if a simple closed curve γ in $S_\infty^1 \times \mathbb{R}$ has a thin tail, then there is no minimal surface S in $\mathbb{H}^2 \times \mathbb{R}$ with $\partial_\infty S = \gamma$. This means that if you similarly construct area minimizing surfaces S_n with $\partial S_n \rightarrow \gamma$, then either $S = \lim S_n = \emptyset$ or $\partial_\infty S \neq \gamma$, i.e. the sequence S_n escapes to infinity completely ($S = \emptyset$), or some parts of the sequence S_n escapes to infinity ($\partial_\infty S \neq \gamma$). See Final Remarks and Conjecture 7.1 for further discussion.

In particular, in the following, we aim to show that for a tall curve Γ , the limit surface Σ does not escape to infinity, and $\partial_\infty \Sigma = \Gamma$. We will achieve this, by constructing barriers near infinity preventing escaping to infinity.

Proof: We split the proof into two parts. In the first part, we show the "if" part. In the second part, we will prove the converse.

Step 1: [Existence] If Γ is tall ($h(\Gamma) > \pi$), then there exists an area minimizing surface Σ in $\mathbb{H}^2 \times \mathbb{R}$ with $\partial_\infty \Sigma = \Gamma$.

Step 1A: Construction of the barrier \mathcal{X} near $S_\infty^1 \times \mathbb{R}$.

Proof of Step 1A: In this part, we will construct a barrier \mathcal{X} which prevents the limit escape to infinity.

Since Γ is a tall curve, by definition, $\Gamma^c = S_\infty^1 \times \mathbb{R} - \Gamma = \Omega^+ \cup \Omega^-$ where Ω^\pm is a tall open region with $\partial \overline{\Omega^\pm} = \Gamma$. Notice that if Γ has more than one component, Ω^+ or Ω^- may not be connected. Note also that for

any component of Γ , one side belongs to Ω^+ , and the other side belongs to Ω^- by assumption.

Let $\Omega^\pm = \bigcup_{\alpha \in \mathcal{A}^\pm} R_\alpha$ where $\{R_\alpha\}$ are tall rectangles in $S_\infty^1 \times \mathbb{R}$. For each tall rectangle R_α , by Lemma 2.15, there exists a unique area minimizing surface P_α with $\partial_\infty P_\alpha = \partial R_\alpha$. Let Δ_α is the component of $\mathbb{H}^2 \times \mathbb{R} - P_\alpha$ with $\partial_\infty \Delta_\alpha = R_\alpha$. Define $\mathcal{X}^\pm = \bigcup_{\alpha \in \mathcal{A}^\pm} \Delta_\alpha$. Then, by construction $\partial_\infty \mathcal{X}^\pm = \Omega^\pm$. Let $\mathcal{X} = \mathcal{X}^+ \cup \mathcal{X}^-$. We call \mathcal{X} is a barrier near infinity. Notice that \mathcal{X} is an open region in $\mathbb{H}^2 \times \mathbb{R}$ with $\partial_\infty \mathcal{X} = S_\infty^1 \times \mathbb{R} - \Gamma$.

Proof of Step 1B: Construction of the sequence $\{\Sigma_n\}$.

Let $C > 0$ be sufficiently large that $\Gamma \subset \partial_\infty \mathbb{H}^2 \times (-C, C)$. Let B_n be the n -disk in \mathbb{H}^2 with the center origin, and $\widehat{B}_n = B_n \times [-C, C]$ is an compact solid cylinder in $\mathbb{H}^2 \times \mathbb{R}$. Let Γ_n be the radial projection of Γ into the cylinder $\partial B_n \times [-C, C]$. Then, Γ_n is a finite union of disjoint Jordan curves in $\partial \widehat{B}_n$. Notice that for any $\alpha \in \mathcal{A}^\pm$, P_α is a graph over R_α by Section 2.2. This implies for any n , $\Gamma_n \cap \mathcal{X} = \emptyset$ by the construction of \mathcal{X} .

Let Σ_n be the area minimizing surface in $\mathbb{H}^2 \times \mathbb{R}$ with $\partial \Sigma_n = \Gamma_n$ by Lemma 2.10. Then, as \widehat{B}_n is convex, $\Sigma_n \subset \widehat{B}_n$.

Proof of Step 1C: For any n , $\Sigma_n \cap \mathcal{X} = \emptyset$.

Recall that $\mathcal{X}^\pm = \bigcup_{\alpha \in \mathcal{A}^\pm} \Delta_\alpha$. Hence, we can show that for any $\alpha \in \mathcal{A}^\pm$, $\Sigma_n \cap P_\alpha = \emptyset$, we are done. Fix $\alpha_0 \in \mathcal{A}^+$. Let R_{α_0} be a tall rectangle with $R_{\alpha_0} \subset \Omega^+$. Let P_{α_0} be the unique area minimizing surface with $\partial_\infty P_{\alpha_0} = \partial R_{\alpha_0}$. We claim that $\Sigma_n \cap P_{\alpha_0} = \emptyset$ for any n . Let $P_{\alpha_0}^n = P_{\alpha_0} \cap \widehat{B}_n$. Recall that P_α is a graph over R_α , and Γ_n is radial projection of Γ to \widehat{B}_n . Therefore, $\partial P_{\alpha_0}^n = \eta_n$ and $\partial \Sigma_n = \Gamma_n$ are disjoint simple closed curves in $\partial \widehat{B}_n$. Assume that $\Sigma_n \cap P_{\alpha_0}^n \neq \emptyset$. Then, as both are separating in \widehat{B}_n , the intersection must consist of a collection of closed curves $\{\mu_1, \dots, \mu_k\}$ (no isolated points in the intersection because of the maximum principle). Let T_n be a component of $\Sigma_n - P_{\alpha_0}^n$ with $\Gamma_n \not\subset \partial T_n$. Let $Q_n \subset P_{\alpha_0}^n$ be the collection of disks with $\partial Q_n = \partial T_n$. Since both Σ_n and $P_{\alpha_0}^n$ are area minimizing, then so are T_n and Q_n . Hence, they have the same area $|T_n| = |Q_n|$ as $\partial T_n = \partial Q_n$. Let $\Sigma'_n = (\Sigma_n - T_n) \cup Q_n$. Then, since $\partial \Sigma_n = \partial \Sigma'_n$ and $|\Sigma_n| = |\Sigma'_n|$, Σ'_n is also area minimizing surface. However, Σ'_n is not smooth along ∂Q_n which contradicts to the interior regularity of area minimizing surfaces (Lemma 2.10). This shows that $\Sigma_n \cap P_{\alpha_0} = \emptyset$ for any n . Hence, Step 1C follows.

Proof of Step 1D: The limit area minimizing surface Σ is not empty.

As described in the outline at the beginning of the proof, first we need to guarantee that the sequence $\{\Sigma_n\}$ is not escaping to infinity, i.e. $\lim \Sigma_n = \Sigma \neq \emptyset$. Let Σ be the limit of Σ_n . In particular, by the convergence theorem (Lemma 2.11), for any compact solid cylinder \widehat{B}_m , the sequence $\{\Sigma_n \cap \widehat{B}_m\}$

has a convergent subsequence with limit $\Sigma^m \subset \widehat{B}_m$. By using the diagonal sequence argument, in the limit, we get an area minimizing surface Σ with $\Sigma \cap \widehat{B}_m = \Sigma^m$. Notice also that Σ^m separates \widehat{B}_m where the component near boundary contains $P_{\alpha_o}^m$ as $\Sigma_n \cap P_{\alpha_o} = \emptyset$ for any n . Hence, if $P_{\alpha_o} \cap \widehat{B}_m \neq \emptyset$, then $\Sigma \cap \widehat{B}_m = \Sigma^m \neq \emptyset$ as Σ^m separates $P_{\alpha_o}^m$ in \widehat{B}_m . This also implies Σ is not empty. In particular, for any n , Σ_n stays in one side (far side from infinity) of P_{α_o} , and P_{α_o} acts as a barrier which prevents the sequence $\{\Sigma_n\}$ escaping to infinity.

Proof of Step 1E: $\partial_\infty \Sigma = \Gamma$.

First, we show that $\partial_\infty \Sigma \subset \Gamma$. By Step 1C, $\Sigma_n \cap \mathcal{X} = \emptyset$. As \mathcal{X} is open, this implies $\Sigma \cap \mathcal{X} = \emptyset$. As $\partial_\infty X = S_\infty^1 \times \mathbb{R} - \Gamma$, we have $\partial_\infty \Sigma \subset \Gamma$.

We finish the proof by showing that $\partial_\infty \Sigma \supset \Gamma$. Let $p \in \Gamma$. We will prove that $p \in \overline{\Sigma}$. Let p be in the component γ in Γ . As $\Gamma^c = \Omega^+ \cup \Omega^-$, let $\{p_i^\pm\} \subset \Omega^\pm$ be two sequences in opposite sides of γ with $\lim p_i^\pm = p$. Let α_i be a small circular arc in $\overline{\mathbb{H}^2 \times \mathbb{R}}$ with $\partial\alpha_i = \{p_i^+, p_i^-\}$ and $\alpha_i \perp S_\infty^1 \times \mathbb{R}$. Then, for any i , there exists N_i such that for any $n > N_i$, Γ_n links α_i , i.e. Γ_n is not nullhomologous in $\mathbb{H}^2 \times \mathbb{R} - \alpha_i$. Hence, for any $n > N_i$, $\alpha_i \cap \Sigma_n \neq \emptyset$. This implies $\Sigma \cap \alpha_i \neq \emptyset$ for any i by construction. Like above, let $R_i^\pm \subset \Omega^\pm$ be the tall rectangle with $p_i^\pm \subset R_i^\pm$. Similarly, let P_i^\pm be the unique area minimizing surface with $\partial_\infty P_i^\pm = \partial R_i^\pm$. Let $\alpha'_i \subset \alpha_i$ be a subarc with $\partial\alpha'_i \subset P_i^+ \cup P_i^-$. Hence, α'_i is a compact arc in $\mathbb{H}^2 \times \mathbb{R}$. Moreover, as $\Sigma \cap P_i^\pm = \emptyset$, then there exists a point x_i in $\Sigma \cap \alpha'_i$ for any i . Then, $\lim x_i = p$. Hence $p \in \overline{\Sigma}$, and $\partial_\infty \Sigma = \Gamma$. Step 1 follows.

Step 2: [Nonexistence] If Γ is short ($h(\Gamma) < \pi$), then there is no area minimizing surface Σ in $\mathbb{H}^2 \times \mathbb{R}$ with $\partial_\infty \Sigma = \Gamma$.

Proof: Assume that there exists an area minimizing surface Σ in $\mathbb{H}^2 \times \mathbb{R}$ with $\partial_\infty \Sigma = \Gamma$. Note that we a priori assume that Γ is not an exceptional curve (See Remark 2.8). Since Γ is a short curve in $S_\infty^1 \times \mathbb{R}$, there is a $\theta_0 \in [0, 2\pi)$ with $(\theta_0, c_1), (\theta_0, c_2) \in \Gamma$ where $0 < c_1 - c_2 < \pi - 2\epsilon$ for some $\epsilon > 0$. Let $c^+ = c_1 + \epsilon$ and $c^- = c_2 - \epsilon$. Let $p^+ = (\theta_0, c^+)$ and $p^- = (\theta_0, c^-)$ where $p^\pm \notin \Gamma$.

Since $\partial_\infty \Sigma = \Gamma$, this implies $\overline{\Sigma} = \Sigma \cup \Gamma$ is a surface with boundary in $\overline{\mathbb{H}^2 \times \mathbb{R}}$ by Lemma 8.8. Let d_E be the Euclidean metric on $\overline{\mathbb{H}^2 \times \mathbb{R}}$, define $O^\pm = \{q \in \overline{\mathbb{H}^2 \times \mathbb{R}} \mid d_E(q, p^\pm) < \delta_1\}$ as an open neighborhood of p^\pm in $\overline{\mathbb{H}^2 \times \mathbb{R}}$ such that $O^\pm \cap \overline{\Sigma} = \emptyset$. Let $D^\pm = (\mathbb{H}^2 \times \{c^\pm\}) \cap O^\pm$. By construction, D^\pm contains a half plane in the hyperbolic plane $\mathbb{H}^2 \times \{c^\pm\}$.

By Lemma 8.1 and Lemma 8.3 in the Appendix, for any $h < \pi$, there exist an area minimizing compact catenoid S of height h . For $h = c^+ - c^- < \pi$, let S be the area minimizing compact catenoid with $\partial S \subset \mathbb{H}^2 \times \{c^-, c^+\}$. In other words, ∂S consists of two curves γ^+ and γ^- where γ^\pm is a round

circle of radius $\widehat{\rho}(d)$ in $\mathbb{H}^2 \times \{c^\pm\}$ centered at the origin. Let θ_1 be the antipodal point of θ_0 in S_∞^1 . Let ψ_t be the hyperbolic isometry fixing the geodesic between θ_0 and θ_1 . In particular, ψ_t corresponds to $\psi_t(x, y) = (tx, ty)$ in the upper half space model where θ_1 corresponds to origin, and θ_0 corresponds to the point at infinity. Let $\widehat{\psi}_t : \mathbb{H}^2 \times \mathbb{R} \rightarrow \mathbb{H}^2 \times \mathbb{R}$ be the isometry of $\mathbb{H}^2 \times \mathbb{R}$ where $\widehat{\psi}_t(p, z) = (\psi_t(p), z)$.

Let $S_t = \widehat{\psi}_t(S)$ be the isometric image of the area minimizing catenoid S in $\mathbb{H}^2 \times \mathbb{R}$. Let $\partial S_t = \gamma_t^+ \cup \gamma_t^-$ where $\gamma_t^\pm = \psi_t(\gamma^\pm)$. Notice that $\gamma_t^\pm \subset \mathbb{H}^2 \times \{c^\pm\}$. Let $N_o > 0$ be sufficiently large that $\gamma_t^+ \subset D^+$ and $\gamma_t^- \subset D^-$ for any $t > N_o$. Then, for any $t > N_o$, $\partial S_t \subset D^+ \cup D^-$, and $\partial S_t \cap \Sigma = \emptyset$.

Recall $\partial_\infty(\mathbb{H}^2 \times \mathbb{R}) - \Gamma = \Omega^+ \cup \Omega^-$ where $\partial\Omega_1 = \partial\Omega_2 = \Gamma$. Let $\overline{\mathbb{H}^2 \times \mathbb{R}} - \overline{\Sigma} = \Delta^+ \cup \Delta^-$ where $\partial_\infty \Delta^\pm = \Omega^\pm$. Let $\beta = \{\theta_0\} \times (c_1, c_2)$ be the vertical line segment in $S_\infty^1 \times \mathbb{R}$, and let $\beta \subset \Omega^+$. Since Δ^+ is an open subset in $\overline{\mathbb{H}^2 \times \mathbb{R}}$ and $\beta \subset \Delta_1$, then an open neighborhood O_β of β in $\mathbb{H}^2 \times \mathbb{R}$ must belong to Δ^+ . Then, by construction, we can choose $t_o > N_o$ sufficiently large that $S_{t_o} \cap O_\beta \neq \emptyset$ and $S_{t_o} \cap O_\beta$ is connected. This shows that $S_{t_o} \cap \Sigma \neq \emptyset$. Let $S_{t_o} \cap \Sigma = \alpha$. Notice that as both Σ and S_{t_o} are area minimizing surfaces and $\partial S_t \cap \Sigma = \emptyset$, α is a collection of closed curves, and contains no isolated points because of the maximum principle.

Let E be the compact subsurface of Σ with $\partial E = \alpha$. In other words, S_{t_o} separates E from Σ . Similarly, let T be the subsurface of S_{t_o} with $\partial T = \alpha$. In particular, $T = S_{t_o} \cap \overline{\Delta^+}$. Since S_{t_o} and Σ are area minimizing surfaces, so are T and E . As $\partial T = \partial E = \alpha$, and both are area minimizing surfaces, both have the same area, i.e. $|E| = |T|$.

Let $S' = (S_{t_o} - T) \cup E$. Then, clearly $\partial S_{t_o} = \partial S'$ and $|S_{t_o}| = |S'|$. Hence, as S_{t_o} is an area minimizing surface, so is S' . However, S' has singularity along α . This contradicts to the regularity of area minimizing surfaces (Lemma 2.10). Step 2 follows. \square

\square

Remark 3.2. [$h(\Gamma) = \pi$ case] Notice that the theorem finishes off the asymptotic Plateau problem for $\mathbb{H}^2 \times \mathbb{R}$ except the case $h(\Gamma) = \pi$. Note that this case is delicate as there are strongly fillable and strongly non-fillable curves of height π . For example, if Γ_1 is a rectangle in $S_\infty^1 \times \mathbb{R}$ with height π , then the discussion in Remark 2.13 (by using Lemma 3.6) shows that Γ_1 bounds no minimal surface, hence strongly nonfillable.. On the other hand, in Theorem 6.1, if we take $h_0 = \pi$ and use the parabolic catenoid ([Da]), it is not hard to show that the constructed surface is also area minimizing in $\mathbb{H}^2 \times \mathbb{R}$ since the parabolic catenoid is also area minimizing (See Figure

7-right). These two examples show that the case $h(\Gamma) = \pi$ is very delicate. Note also that Sa Earp and Toubiana studied a relevant problem in [ST, Cor. 2.1].

Remark 3.3 (Minimal vs. Area Minimizing). Notice that the theorem above does not say that *If γ is a short curve, then there is no minimal surface S in $\mathbb{H}^2 \times \mathbb{R}$ with $\partial_\infty S = \gamma$* . There are many examples of complete embedded minimal surfaces S in $\mathbb{H}^2 \times \mathbb{R}$ where the asymptotic boundary γ is a short curve (e.g. butterfly curves). We postpone this question to Section 5 to discuss in detail.

Definition 3.4 (Mean Convex Hull). Let Γ be a tall curve in $S_\infty^1 \times \mathbb{R}$. Consider the barrier \mathcal{X} constructed in Step 1A in the proof of Theorem 3.1. Define the mean convex hull of Γ as $MCH(\Gamma) = \mathbb{H}^2 \times \mathbb{R} - \mathcal{X}$. Notice that $MCH(\Gamma)$ is mean convex region in $\mathbb{H}^2 \times \mathbb{R}$ by construction. Furthermore, $\partial_\infty MCH(\Gamma) = \Gamma$.

Analogous to convex hull property in \mathbb{H}^3 , we have the following property in $\mathbb{H}^2 \times \mathbb{R}$.

Corollary 3.5. [Convex Hull Property] *Let Γ be a tall curve in $S_\infty^1 \times \mathbb{R}$. Let S be a complete, embedded minimal surface in $\mathbb{H}^2 \times \mathbb{R}$ with $\partial_\infty S = \Gamma$. Then, $S \subset MCH(\Gamma)$.*

Proof: The proof is similar to the convex hull property in other homogeneous ambient spaces. We use the same notation of the proof of Theorem 3.1. In that proof, we proved that for our special sequence $\{\Sigma_n\}$ and the limit Σ , $\Sigma \cap \mathcal{X} = \emptyset$. However, the same proof works for any area minimizing surface S with $\partial_\infty S = \Gamma$.

Recall that $\Gamma^c = \bigcup R_\alpha$ where R_α are tall rectangles. Let P_α be the unique area minimizing surfaces in $\mathbb{H}^2 \times \mathbb{R}$ with $\partial_\infty P_\alpha = \partial R_\alpha$. Let Δ_α be the components of $\mathbb{H}^2 \times \mathbb{R} - P_\alpha$ with $\partial_\infty \Delta_\alpha = \text{int}(R_\alpha)$. Then, $\mathcal{X} = \bigcup_\alpha \Delta_\alpha$.

Assume $S \not\subset MCH(\Gamma) = \mathcal{X}^c$. Then, $S \cap \Delta_\alpha \neq \emptyset$ for some α . However, by the proof of Lemma 2.15, we know that Δ_α is foliated by minimal surfaces $\{P_t \mid t \in [0, \infty)\}$. Let $t_0 = \sup_t \{P_t \cap S \neq \emptyset\}$. Again, by maximum principle, this is a contradiction as both Σ and P_{t_0} are minimal surfaces. The proof follows. \square

One can visualize visualize $MCH(\Gamma)$ as follows: Assume $\Gamma \subset S_\infty^1 \times [c_1, c_2]$ for smallest $[c_1, c_2]$ possible. Then, $MCH(\Gamma)$ is the region in $\mathbb{H}^2 \times [c_1, c_2]$ where we carve out all Δ_α defined by rectangles $R_\alpha \subset \Gamma^c$.

3.1. Generic Uniqueness of Area Minimizing Surfaces.

In this part, we prove some key results which will be used in the following sections. As a byproduct, we obtain a generic uniqueness result for tall

curves in $S_\infty^1 \times \mathbb{R}$. Note that the results in this part are mostly for area minimizing surfaces, and do not apply to minimal surfaces in general.

We start with a lemma which roughly says that disjoint curves in $S_\infty^1 \times \mathbb{R}$ bounds disjoint area minimizing surfaces in $\mathbb{H}^2 \times \mathbb{R}$.

Lemma 3.6 (Disjointness). *Let Ω_1 and Ω_2 be two closed regions in $\partial_\infty(\mathbb{H}^2 \times \mathbb{R})$ where $\partial\Omega_i = \Gamma_i$ is a finite collection of disjoint simple closed curves. Further assume that $\Omega_1 \cap \Omega_2 = \emptyset$ or $\Omega_1 \subset \text{int}(\Omega_2)$. If Σ_1 and Σ_2 are area minimizing surfaces in $\mathbb{H}^2 \times \mathbb{R}$ with $\partial_\infty \Sigma_i = \Gamma_i$, then $\Sigma_1 \cap \Sigma_2 = \emptyset$.*

Proof: Assume that $\Sigma_1 \cap \Sigma_2 \neq \emptyset$. As both surfaces are minimal, by maximum principle, the intersection cannot contain isolated points. As $\Gamma_1 \cap \Gamma_2 = \emptyset$, then $\Sigma_1 \cap \Sigma_2 = \alpha$ which is collection of closed curves.

Since $\mathbb{H}^2 \times \mathbb{R}$ is topologically a ball, any surface would be separating. Let Δ_i be the components of $\mathbb{H}^2 \times \mathbb{R} - \Sigma_i$ with $\partial_\infty \overline{\Delta}_i = \Omega_i$. In other words, as $\Sigma_i \cup \Omega_i$ is a closed surface in the contractible space $\overline{\mathbb{H}^2 \times \mathbb{R}}$, it bounds a region Δ_i in $\overline{\mathbb{H}^2 \times \mathbb{R}}$.

If $\Omega_1 \subset \text{int}(\Omega_2)$, let $S_1 = \Sigma_1 - \Delta_2$ and let $S_2 = \Sigma_2 \cap \overline{\Delta}_1$. Then, as $\Omega_1 \subset \text{int}(\Omega_2)$, with this operation, we cut the surfaces S_i from the non-compact parts in Σ_i . Therefore, $\partial_\infty S_1 = \partial_\infty S_2 = \emptyset$ and both S_1 and S_2 are compact surfaces with $\partial S_1 = \partial S_2 = \alpha$.

If $\Omega_1 \cap \Omega_2 = \emptyset$, let $S_1 = \Sigma_1 \cap \overline{\Delta}_2$ and let $S_2 = \Sigma_2 \cap \overline{\Delta}_1$. Again, as $\Omega_1 \cap \Omega_2 = \emptyset$, $\partial_\infty S_1 = \partial_\infty S_2 = \emptyset$ and both S_1 and S_2 are compact surfaces with $\partial S_1 = \partial S_2 = \alpha$.

As Σ_1 and Σ_2 are area minimizing surfaces, so are $S_1 \subset \Sigma_1$ and $S_2 \subset \Sigma_2$. Hence, as $\partial S_1 = \partial S_2$, $|S_1| = |S_2|$ where $|\cdot|$ represents the area. Let T_1 be a compact subsurface in Σ_1 containing S_1 , i.e. $S_1 \subset T_1 \subset \Sigma_1$. Consider $T'_1 = (T_1 - S_1) \cup S_2$. Since T_1 is area minimizing and $|T'_1| = |T_1|$, so is T'_1 . However, T'_1 is not smooth along α which contradicts to the regularity of area minimizing surfaces (Lemma 2.10). The proof follows. \square

Remark 3.7. Note that in the lemma above $\Omega_1 \cap \Omega_2 = \emptyset$ or $\Omega_1 \subset \text{int}(\Omega_2)$ are indeed equivalent conditions. This is because we can always replace Ω_2 with $\overline{\Omega_2^c}$. Notice also that the proof above is simply a swaping argument (S_1 and S_2) for area minimizing surfaces, and the proof actually works for more general case. In particular, we do not need Γ_i to be a collection of *simple* closed curves, but only to be $\Gamma_i = \partial\Omega_i$ where $\Omega_1 \subset \text{int}(\Omega_2)$ for swaping argument. So, with the same proof, the lemma above can also be stated as follows: *Let Ω_1 and Ω_2 be two open regions in $\partial_\infty(\mathbb{H}^2 \times \mathbb{R})$ with $\overline{\Omega_1} \subset \Omega_2$. If Σ_1 and Σ_2 are area minimizing surfaces in $\mathbb{H}^2 \times \mathbb{R}$ with $\partial_\infty \Sigma_i = \partial\overline{\Omega_i}$, then $\Sigma_1 \cap \Sigma_2 = \emptyset$.*

Now, we show that if a tall curve $\Gamma \subset S_\infty^1 \times \mathbb{R}$ does not bound a unique area minimizing surface in $\mathbb{H}^2 \times \mathbb{R}$, it bounds two canonical area minimizing

surfaces Σ^\pm where any other area minimizing surface Σ' with $\partial_\infty \Sigma' = \Gamma$ must be "between" Σ^+ and Σ^- .

Lemma 3.8 (Canonical Surfaces). *Let Γ be a tall curve in $S_\infty^1 \times \mathbb{R}$. Then either there exists a unique area minimizing surface Σ in $\mathbb{H}^2 \times \mathbb{R}$ with $\partial_\infty \Sigma = \Gamma$, or there are two canonical disjoint extremal area minimizing surfaces Σ^+ and Σ^- in $\mathbb{H}^2 \times \mathbb{R}$ with $\partial_\infty \Sigma^\pm = \Gamma$.*

Proof: We will mainly adapt the techniques of [Co2, Lemma 4.3] (Similar result for \mathbb{H}^3) to $\mathbb{H}^2 \times \mathbb{R}$ context. Let Γ be a tall curve in $S_\infty^1 \times \mathbb{R}$, and let $\Gamma^c = \Omega^+ \cup \Omega^-$ where Ω^\pm are two tall regions in $S_\infty^1 \times \mathbb{R}$ with $\partial\Omega^+ = \partial\Omega^- = \Gamma$. Let $N_\epsilon(\Gamma)$ be a small open neighborhood of Γ in $S_\infty^1 \times \mathbb{R}$. Let $N^+ = N_\epsilon(\Gamma) \cap \Omega^+$ and let $N^- = N_\epsilon(\Gamma) \cap \Omega^-$. Let the family of curves $\{\Gamma_t^\pm \mid t \in [0, \epsilon)\}$ foliate the region N^\pm with $\Gamma_0 = \Gamma$. Let $\Gamma_n^\pm = \Gamma_{t_n}^\pm$ for $t_n \searrow 0$. By choosing $\epsilon > 0$ sufficiently small, we can assume Γ_n^\pm is tall for any $n > 0$. Let Σ_n^\pm be an area minimizing surface in $\mathbb{H}^2 \times \mathbb{R}$ with $\partial_\infty \Sigma_n^\pm = \Gamma_n^\pm$ by Theorem 3.1.

By replacing the sequence Σ_n with $\widehat{B}_n \cap \Sigma_n^\pm$ in the proof of Theorem 3.1, we can show that Σ_n^+ converges (up to a subsequence) to an area minimizing surface Σ^+ with $\partial_\infty \Sigma^+ = \Gamma$. Similarly, Σ_n^- converges to an area minimizing surface Σ^- with $\partial_\infty \Sigma^- = \Gamma$.

Assume that $\Sigma^+ \neq \Sigma^-$, and they are not disjoint. By maximum principle, they cannot have isolated points in the intersection. Therefore, nontrivial intersection implies some part of Σ^- lies *above* Σ^+ , i.e. some part of Σ^- separated by Σ^+ . Then, since $\Sigma^+ = \lim \Sigma_n^+$, Σ^- must also intersect some Σ_n^+ for sufficiently large n . However by Lemma 3.6 (Swaping argument), Σ_n^+ is disjoint from Σ^- as $\partial_\infty \Sigma_n^+ = \Gamma_n^+$ is disjoint from $\partial_\infty \Sigma^- = \Gamma$. This is a contradiction. This shows Σ^+ and Σ^- are disjoint. By using similar techniques to [Co2, Lemma 4.3], it can be showed that Σ^\pm are canonical, i.e. independent of the sequences $\{\Sigma_n^\pm\}$.

Similar arguments show that Σ^\pm are disjoint from any area minimizing hypersurface Σ' with $\partial_\infty \Sigma' = \Gamma$. As the sequences of Σ_n^+ and Σ_n^- forms a barrier for other area minimizing hypersurfaces asymptotic to Γ , any such area minimizing hypersurface must lie in the region bounded by Σ^+ and Σ^- in $\mathbb{H}^2 \times \mathbb{R}$. This shows that if $\Sigma^+ = \Sigma^-$, then there exists a unique area minimizing hypersurface asymptotic to Γ . The proof follows. \square

Remark 3.9. Notice that if a finite collection of simple closed curves Γ is not assumed to be tall in the lemma above, the same proof is still valid. Hence, for any such Γ , either there is either no solution ($\nexists \Sigma$), or a unique solution ($\exists! \Sigma$), or two canonical solutions ($\exists \Sigma^\pm$) for asymptotic Plateau problem for Γ ($\partial_\infty \Sigma = \Gamma$).

Now, by using the lemma above, we show a generic uniqueness result for tall curves.

Theorem 3.10 (Generic Uniqueness). *A generic tall curve in $S_\infty^1 \times \mathbb{R}$ bounds a unique area minimizing surface in $\mathbb{H}^2 \times \mathbb{R}$.*

Proof: Let Γ_0 be a tall curve in $S_\infty^1 \times \mathbb{R}$. Let $N(\Gamma_0)$ be a small open neighborhood of Γ_0 in $S_\infty^1 \times \mathbb{R}$ which is a finite collection of annuli. Let $\{\Gamma_t \mid t \in (-\epsilon, \epsilon)\}$ be a foliation of $N(\Gamma_0)$. In particular, for any $-\epsilon < t_1 < t_2 < \epsilon$, $\Gamma_{t_1} \cap \Gamma_{t_2} = \emptyset$. We can assume $N(\Gamma_0)$ sufficiently thin that Γ_t is a tall curve for any $t \in (-\epsilon, \epsilon)$. Let Σ_t be an area minimizing surface in $\mathbb{H}^2 \times \mathbb{R}$ with $\partial_\infty \Sigma_t = \Gamma_t$.

As in the proof of the lemma above, let $\Gamma_t^c = \Omega_t^+ \cup \Omega_t^-$ with $\overline{\partial\Omega_t^+} = \overline{\partial\Omega_t^-} = \Gamma_t$. Then, $\Omega_t^+ \subset \Omega_s^+$ for $t < s$. Hence by Lemma 3.6, $\Sigma_t \cap \Sigma_s = \emptyset$ for $t < s$. Furthermore, by Lemma 3.8, if Γ_s does not bound a unique area minimizing surface Σ_s , then we can define two disjoint canonical minimizing Σ_s^+ and Σ_s^- with $\partial_\infty \Sigma_s^\pm = \Gamma_s$. Hence, $\Sigma_s^+ \cup \Sigma_s^-$ separates a region V_s in $\mathbb{H}^2 \times \mathbb{R}$. If Γ_s bounds a unique area minimizing surface Σ_s , then let $V_s = \Sigma_s$ (say V_s a degenerate neighborhood). Notice that by lemma 3.6, $\Sigma_t \cap \Sigma_s = \emptyset$ for $t \neq s$, and hence $V_t \cap V_s = \emptyset$ for $t \neq s$.

Now, consider a short arc segment η in $\mathbb{H}^2 \times \mathbb{R}$ with one endpoint is in Σ_{t_1} and the other end point is in Σ_{t_2} where $-\epsilon < t_1 < 0 < t_2 < \epsilon$. Hence, η intersects all area minimizing surfaces Σ_t with $\partial_\infty \Sigma_t = \Gamma_t$ where $t_1 \leq t \leq t_2$. Now for $t_1 < s < t_2$, define the *thickness* λ_s of V_s as $\lambda_s = |\eta \cap V_s|$, i.e. λ_s is the length of the piece of η in V_s . Hence, if Γ_s bounds more than one area minimizing surface, then the thickness $\lambda_s > 0$. In other words, if $\lambda_s = 0$, then Γ_s bounds a unique area minimizing surface in $\mathbb{H}^2 \times \mathbb{R}$.

As $V_t \cap V_s = \emptyset$ for $t \neq s$, we have $\sum_{t_1}^{t_2} \lambda_s < |\eta|$. Hence, as $|\eta|$ is finite, $\lambda_s > 0$ for only countably many $s \in [t_1, t_2]$. This implies for all but countably many $s \in [t_1, t_2]$, $\lambda_s = 0$, and hence Γ_s bounds a unique area minimizing surface. Similarly, this implies for all but countably many $s \in (-\epsilon, \epsilon)$, Γ_s bounds a unique area minimizing surface. Then, by using the techniques in [Co2, Lemma 3.2], the generic uniqueness in Baire Sense follows. \square

4. VERTICAL BRIDGES AT INFINITY

In this section, we will prove a bridge principle at infinity for sufficiently long vertical bridges. Then, by using these bridges, we will construct area minimizing surfaces of arbitrary topology in $\mathbb{H}^2 \times \mathbb{R}$ in the next section.

Definition 4.1. Let Γ be a collection of disjoint Jordan curves in $S_\infty^1 \times \mathbb{R}$. If Γ bounds a unique area minimizing surface Σ in $\mathbb{H}^2 \times \mathbb{R}$, we call Σ a *uniquely minimizing surface*, and we call Γ a *uni-curve*.

Notation and Setup: Let L_{θ_0} be a vertical line in $S_\infty^1 \times \mathbb{R}$, i.e. $L_{\theta_0} = \{\theta_0\} \times \mathbb{R}$. Let $K_0 > \pi$ be as in Lemma 8.6. Let Γ be a smooth tall uni-curve in $S_\infty^1 \times \mathbb{R}$ with $\Gamma \cap L_{\theta_0} = \emptyset$ and $h(\Gamma) > K_0$. Let Ω^\pm be the tall regions in $S_\infty^1 \times \mathbb{R}$ with $\Gamma^c = \Omega^+ \cup \Omega^-$ and $\partial\Omega^\pm = \Gamma$.

Let $\alpha = \{\theta_1\} \times [c_1, c_2]$ be a vertical line segment in $S_\infty^1 \times \mathbb{R}$ such that $\alpha \cap \Gamma = \partial\alpha$ and $\alpha \perp \Gamma$. Notice that $h(\Gamma) > K_0$ implies $c_2 - c_1 > K_0$, and $\alpha \cap \Gamma = \partial\alpha$ implies $\alpha \subset \overline{\Omega^+}$ or $\alpha \subset \overline{\Omega^-}$.

Consider a small open neighborhood $N(\Gamma \cup \alpha)$ of $\Gamma \cup \alpha$ in $S_\infty^1 \times \mathbb{R}$. If $\alpha \subset \Omega^+$, let $\hat{N} = N(\Gamma \cup \alpha) \cap \Omega^+$. If $\alpha \subset \Omega^-$, let $\hat{N} = N(\Gamma \cup \alpha) \cap \Omega^-$. In other words, we only take one side \hat{N} of the open neighborhood $N(\Gamma \cup \alpha)$. Foliate \hat{N} by the smooth curves $\{\Gamma_t \mid t \in (0, \epsilon)\}$ with $\Gamma_\epsilon \subset \partial\hat{N}$, and $\Gamma_0 = \Gamma \cup \alpha$ (See Figure 2). By taking a smaller neighborhood $N(\Gamma \cup \alpha)$ to start if necessary, we can assume that Γ_t is a smooth tall curve for any t .

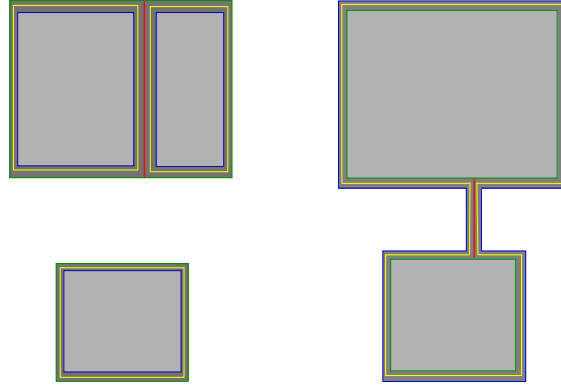


FIGURE 2. In the figure, $\Gamma = \partial\Omega^\pm$ is the green curves with two components. Light shaded regions (in the right) represent Ω^+ . In the left, we picture the case when the bridge α (red vertical line segment) is in Ω^+ . In the right, we picture the case when α is in Ω^- . The family $\{\Gamma_t\}$ (yellow curves) foliate \hat{N} (dark shaded region). Here, $\Gamma_\epsilon \subset \partial\hat{N}$ is the blue curves.

Let S_α be a thin strip along α in $S_\infty^1 \times \mathbb{R}$. In particular, if $N(\alpha)$ is a small neighborhood of α in $S_\infty^1 \times \mathbb{R}$, then S_α is the component of $N(\alpha) - \Gamma$ containing α , i.e. $S_\alpha \sim [\theta_1 - \delta, \theta_1 + \delta] \times [c_1, c_2]$. In Figure 2, a tall curve Γ with two components is pictured. In the left figure, the bridge α is in Ω^+ , while in the right, α is in Ω^- . Notice that if $\partial\alpha$ is in the same component of Γ , then $\sharp(\Gamma_t) = \sharp(\Gamma) + 1$ where $\sharp(\cdot)$ represents the number of components

(Figure 2 Left). Similarly, if $\partial\alpha$ is in the different components of Γ , then $\sharp(\Gamma_t) = \sharp(\Gamma) - 1$ (Figure 2 Right).

Now, consider the upper half plane model for $\mathbb{H}^2 \simeq \{(x, y) \mid y > 0\}$. Without loss of generality, let $\theta_0 \in S_\infty^1(\mathbb{H}^2)$ correspond to the point at infinity in the upper half plane model. We will use the upper half space model for $\mathbb{H}^2 \times \mathbb{R}$ with the identification $\mathbb{H}^2 \times \mathbb{R} = \{(x, y, z) \mid y > 0\}$ where \mathbb{H}^2 corresponds the xy -half plane, and \mathbb{R} corresponds to z coordinate. Hence, the xz -plane will correspond to $S_\infty^1 \times \mathbb{R}$. By using the isometries of the hyperbolic plane and the translation along \mathbb{R} direction, we will assume that $\theta_1 \in S_\infty^1(\mathbb{H}^2)$ will correspond to 0, and the vertical line segment $\alpha \subset S_\infty^1 \times \mathbb{R}$ above will have $\alpha = \{(0, 0)\} \times [c_1, c_2]$ and $S_\alpha \sim [-\delta, \delta] \times \{0\} \times [c_1, c_2]$ in (x, y, z) coordinates.

With this notation, we can state the bridge principle at infinity for vertical bridges in $S_\infty^1 \times \mathbb{R}$ as follows.

Theorem 4.2 (Vertical Bridges at Infinity). *Let Γ be a tall uni-curve with $h(\Gamma) > K_0$ as above. Define $\alpha, \Gamma_t, S_\alpha$ accordingly as described above. Let Σ be the uniquely minimizing surface in $\mathbb{H}^2 \times \mathbb{R}$ where $\partial_\infty \Sigma = \Gamma$. Assume also that $\bar{\Sigma}$ has finite genus. Then, there exists a sufficiently small $t > 0$ such that Γ_t bounds a unique area minimizing surface Σ_t where Σ_t is homeomorphic to $\Sigma \cup S_\alpha$, i.e. $\Sigma_t \simeq \Sigma \cup S_\alpha$.*

Outline of the Proof: Let $\Gamma_t \rightarrow (\Gamma \cup \alpha)$ as above. Let Σ_t be the area minimizing surface in $\mathbb{H}^2 \times \mathbb{R}$ with $\partial_\infty \Sigma_t = \Gamma_t$. Intuitively, for sufficiently large $n > 0$, we want to show that Σ_{t_n} is just Σ with a thin strip along α , where thin strip vanishes as $n \rightarrow \infty$. We split the proof into 4 steps. In Step 1, we blow up the sequence $\{\Sigma_{t_n}\}$ and show that the limit $T = \lim \Sigma_{t_n}$ cannot contain the vertical segment α . In Step 2, we will show that Σ_t does not develop any genus near the asymptotic boundary. In Step 3, we show that $\Sigma_t \simeq \Sigma \cup S_\alpha$ for t sufficiently close to 0. Finally in Step 4, by using generic uniqueness, we show that we can choose $t > 0$ such that Γ_t bounds a unique area minimizing surface Σ_t .

Proof: First, by Theorem 3.1, for any $\Gamma_t \subset S_\infty^1 \times \mathbb{R}$, there exists an area minimizing surface Σ_t with $\partial_\infty \Sigma_t = \Gamma_t$.

As $t_n \searrow 0$, $\Gamma_{t_n} \rightarrow \Gamma \cup \alpha$. Since Γ_{t_n} is a tall curve, there exists an area minimizing surface Σ_{t_n} in $\mathbb{H}^2 \times \mathbb{R}$ with $\partial_\infty \Sigma_{t_n} = \Gamma_{t_n}$ by Theorem 3.1. By Lemma 2.11, there exists a convergent subsequence, say Σ_n , converging to an area minimizing surface T with $\partial_\infty T \subset \Gamma \cup \alpha$. Since $\Gamma \cup \alpha$ is a tall curve, the limit T is nonempty by the proof of Theorem 3.1.

Now, we claim that $\partial_\infty T = \Gamma$. In other words, the limit area minimizing surface T with $\partial_\infty T \subset \Gamma \cup \alpha$ cannot have the vertical segment α in its asymptotic boundary. Then, since Γ bounds a unique area minimizing surface Σ , $\partial_\infty T = \Gamma$ would imply $T = \Sigma$.

Step 1: $\partial_\infty T = \Gamma$.

Proof of Step 1: By above, we know that $\partial_\infty T \subset \Gamma \cup \alpha$. Note that by Lemma 2.9 and Lemma 8.8, $\bar{T} = T \cup \partial_\infty T$ is a surface with boundary in $\overline{\mathbb{H}^2 \times \mathbb{R}}$. As $\overline{\mathbb{H}^2 \times \mathbb{R}}$ is topologically a closed ball, \bar{T} is separating in $\overline{\mathbb{H}^2 \times \mathbb{R}}$.

Assume that there is a point $p \in \alpha - \partial\alpha$ such that $p \in \partial_\infty T$. By using the notation and the upper half space model described before the theorem, recall that $\alpha = \{(0, 0)\} \times [c_1, c_2]$, and without loss of generality, assume $p = (0, 0, 0) \in \alpha \subset S_\infty^1 \times \mathbb{R}$. Consider the hyperbolic plane $P = \mathbb{H}^2 \times \{0\} = \{(x, y, 0) \mid y > 0\}$ in $\mathbb{H}^2 \times \mathbb{R}$. Let γ_i be the geodesic arc in P with $\partial_\infty \gamma_i = \{(-r_i, 0, 0), (+r_i, 0, 0)\}$ where $r_i \searrow 0$. Let $\mathcal{U}_i = \gamma_i \times [-\epsilon_0, +\epsilon_0]$ for some fixed ϵ_0 . Then, since $p \in \partial_\infty T$, $T \cap \mathcal{U}_i \neq \emptyset$ for $i > N_0$ for some N_0 . Let $q_i \in T \cap \mathcal{U}_i$ for any $i > N_0$.

Now, let φ_i be the isometry of $\mathbb{H}^2 \times \mathbb{R}$ with $\varphi_i(x, y, z) = (\frac{1}{r_i}x, \frac{1}{r_i}y, z)$. Define a sequence of area minimizing surfaces $T_i = \varphi_i(T)$. Let $\hat{\gamma}$ be the geodesic in P with $\partial_\infty \hat{\gamma} = \{(-1, 0, 0), (1, 0, 0)\}$. Hence, by construction, $\varphi_i(\gamma_i) = \hat{\gamma}$ and $\varphi_i(\mathcal{U}_i) = \hat{\mathcal{U}} = \hat{\gamma} \times [-\epsilon_0, +\epsilon_0]$ for any $i > 0$. Let $\hat{q}_i = \varphi_i(q_i)$ for any $i > N_0$. Then, $\hat{q}_i \subset T_i \cap \hat{\mathcal{U}}$ for any $i > N_0$. Again by using Lemma 2.11, we get a subsequence of $\{T_i\}$ which converges to an area minimizing surface \hat{T} . Let R^+ and R^- be two tall rectangles in opposite sides of α disjoint from $\Gamma \cup \alpha$, and let P^\pm be the unique area minimizing surfaces with $\partial_\infty P^\pm = \partial R^\pm$. By Lemma 3.6 and Remark 3.7, $T_i \cap P^\pm = \emptyset$ for any i . Let η be the finite segment in $\hat{\gamma}$ with $\partial\eta \subset P^+ \cup P^-$. Let $\hat{\mathcal{V}} = \eta \times [-\epsilon_0, +\epsilon_0]$. Then, $\{\hat{q}_i\} \subset \hat{\mathcal{V}} \subset \hat{\mathcal{U}}$. As $\hat{\mathcal{V}}$ is compact, $\{\hat{q}_i\}$ has a convergent subsequence. This implies $\hat{T} \cap \hat{\mathcal{V}} \neq \emptyset$. This proves that the limit area minimizing surface \hat{T} does not escape to infinity. Furthermore, in above construction, we can choose $\hat{\mathcal{U}}$ as close as we want to infinity $\{(0, 0)\} \times [-\epsilon_0, \epsilon_0]$, and we can choose $\epsilon_0 > 0$ as small as we want, we conclude that $p \in \partial_\infty \hat{T}$, too.

Now, by the construction of the sequence $\{T_i\}$, \hat{T} and hence $\partial_\infty \hat{T}$ are invariant by the isometry $\varphi_\lambda(x, y, z) = (\lambda x, \lambda y, z)$. Notice that the isometry φ_λ fixes only the points $(0, 0)$ and ∞ in S_∞^1 and the horizontal lines $L_i = \{(t, 0, c_i) \mid t \in \mathbb{R}\}$ in $S_\infty^1 \times \mathbb{R}$. This implies $\partial_\infty \hat{T} \subseteq \hat{\Gamma}$ where $\hat{\Gamma} \subset \alpha \cup L_1 \cup \dots \cup L_{m_1} \cup \beta_1 \cup \dots \cup \beta_{m_2}$ where β_j is a vertical line segments with x -coordinate 0. In particular, in the cylindrical model for $\mathbb{H}^2 \times \mathbb{R}$, $\hat{\Gamma} \subset \alpha \cup \bigcup_{i=1}^{m_1} \gamma_{c_i} \cup \bigcup_{j=1}^{m_2} \beta_j \cup \bigcup_{k=1}^{m_3} \hat{\beta}_k$ where $\gamma_{c_i} = S_\infty^1 \times \{c_i\}$ is the horizontal circle corresponding to L_i in $S_\infty^1 \times \mathbb{R}$. $\beta_j = \{\theta_1\} \times [c_j^-, c_j^+]$ and $\hat{\beta}_k = \{\theta_0\} \times [d_k^-, d_k^+]$ where $\theta_0 \sim \infty$ and $\theta_1 \sim (0, 0)$ in the upper half space model. Since $h(\Gamma) > K_0$, then $c_j^+ - c_j^- > K_0 > \pi$ and $d_k^+ - d_k^- > K_0 > \pi$ by construction. This implies the area minimizing surface \hat{T} satisfies the

conditions of Lemma 8.6 in the appendix. By the lemma, we conclude that $\partial_\infty \widehat{T} \subset \bigcup_{i=1}^{m_1} \gamma_{c_i}$, i.e. $\partial_\infty \widehat{T}$ is a collection of horizontal circles in $S_\infty^1 \times \mathbb{R}$, and cannot have any vertical line segments like α . However, this gives a contradiction as $p \in \partial_\infty \widehat{T}$. Step 1 follows. \square

Now, we show that Σ_t does not develop genus near the asymptotic boundary.

Step 2: There exists $a_\Gamma > 0$ such that for sufficiently large n , $\Sigma_n \cap \mathcal{R}_{a_\Gamma}$ has no genus, i.e. $\Sigma_n \cap \mathcal{R}_{a_\Gamma} \simeq \Gamma_n \times (0, a_\Gamma)$.

Proof of the Step 2: Assume on the contrary that for $a_n \searrow 0$, there exists a subsequence $\Sigma_n \cap \mathcal{R}_{a_n}$ with positive genus. Recall that by Lemma 2.9 and Lemma 8.8, $\overline{\Sigma}_n = \Sigma_n \cup \Gamma_n$ is a surface with boundary in $\overline{\mathbb{H}^2} \times \mathbb{R}$ and separating in $\overline{\mathbb{H}^2} \times \mathbb{R}$. Let Δ_n be the component of $\overline{\mathbb{H}^2} \times \mathbb{R} - \overline{\Sigma}_n$ which contains the bridge α . Since $\Sigma_n \cap \mathcal{R}_{a_n}$ has positive genus, then $\Delta_n \cap \mathcal{R}_{a_n}$ must be a nontrivial handlebody, i.e. not a 3-ball. Hence, there must be a point p_n in $\Sigma_n \cap \mathcal{R}_{a_n}$ where the normal vector $v_{p_n} = \langle 0, 1, 0 \rangle$ pointing *inside* Δ_n by Morse Theory. By genericity of Morse functions, we can modify the ∞ point in $\partial_\infty \mathbb{H}^2$ if necessary, to get y -coordinate as a Morse function.

Let $p_n = (x_n, y_n, z_n)$. By construction $y_n \rightarrow 0$ as $y_n < a_n$. Consider the isometry $\psi_n(x, y, z) = (\frac{x-x_n}{y_n}, \frac{y}{y_n}, z - z_n)$ which is a translation by $-(x_n, 0, 0)$ first by a parabolic isometry of \mathbb{H}^2 , and translation by $-(0, 0, z_n)$ in \mathbb{R} direction. Then, by composing with the hyperbolic isometry $(x, y, z) \rightarrow (\frac{x}{y_n}, \frac{y}{y_n}, z)$, we get the isometry ψ_n of $\mathbb{H}^2 \times \mathbb{R}$. Then, consider the sequence of area minimizing surface $\Sigma'_n = \psi_n(\Sigma_n)$ and $p'_n = \psi_n(p_n) = (0, 1, 0)$. Let $\Gamma'_n = \psi_n(\Gamma_n) = \partial_\infty \Sigma'_n$. After passing to a subsequence, we get the limits $\Sigma'_n \rightarrow \Sigma'$, $p'_n \rightarrow p' = (0, 1, 0) \in \Sigma'$, and $\Gamma'_n \rightarrow \Gamma'$. Note also that by construction the normal vector to area minimizing surface Σ' at p' is $v_{p_n} \rightarrow v'_p = \langle 0, 1, 0 \rangle$ pointing inside Δ' .

Consider $\Gamma' = \lim \Gamma'_n$. Let l_z be the z -axis in $S_\infty^1 \times \mathbb{R}$, i.e. $l_z = \{(0, 0, t) \mid t \in \mathbb{R}\}$. Let $\Gamma' \cap l_z = \{(0, 0, c_1), (0, 0, c_2), \dots, (0, 0, c_k)\}$. Notice that as $h(\Gamma) > K_0$, $|c_i - c_j| > K_0$ for any $i \neq j$. Recall that $\partial\alpha = \{(0, 0, c_1), (0, 0, c_2)\}$. Note that by Lemma 8.6, Γ' cannot have a vertical line segment $\alpha_j = \{(0, 0)\} \times [c_j^-, c_j^+]$. Hence, by construction of Γ'_n , we get $\Gamma' = \beta \cup L_{c_3} \cup \dots \cup L_{c_k}$ where L_{c_i} is the horizontal line in $S_\infty^1 \times \mathbb{R}$ with L_{c_i} , and β is the component of Γ' near α (See Figure 3 left). In particular, in cylinder model for $\mathbb{H}^2 \times \mathbb{R}$, L_{c_i} is the horizontal circle $\gamma_{c_i} = S_\infty^1 \times \{c_i\}$ in $S_\infty^1 \times \mathbb{R}$, and β is a tall rectangle $\beta = \partial R$ where $R = [\delta, 2\pi - \delta] \times [c_1, c_2]$ assuming $\alpha = \{0\} \times [c'_1, c'_2]$ (See Figure 3 right). Note that as ψ_n is only translating in z -direction, $c_1 - c_2 = c'_1 - c'_2$. Here, the limit area minimizing surface Σ' is nonempty, as $(0, 0, 1) \in \Sigma'$ by construction. δ depends on the comparison between $y_n \searrow 0$ and $d(\Gamma_n, \alpha) \searrow 0$. As Σ' does not

escape infinity, we make sure that such a $\delta < \pi$ exists. Indeed, $\delta > 0$ can be explicitly computed by using the fact that there is a unique minimal surface P_β in $\mathbb{H}^2 \times \mathbb{R}$ containing $(0,0,1)$ with $\partial_\infty P_\beta = \beta = \partial R$ where $R = [\delta, 2\pi - \delta] \times [c_1, c_2]$ is a rectangle in $S_\infty^1 \times \mathbb{R}$ with height $|c_1 - c_2| > \pi$ by Lemma 2.15.

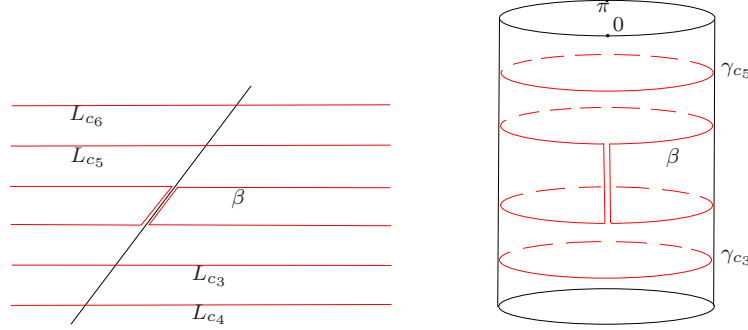


FIGURE 3. $\Gamma' \subset S_\infty^1 \times \mathbb{R}$ is pictured in upper half space model and cylinder model for $\mathbb{H}^2 \times \mathbb{R}$.

Σ' bounds a unique area minimizing surface with $\Sigma' = P_\beta \cup P_{c_1} \cup \dots \cup P_{c_k}$ where P_β is the unique area minimizing surface with $\partial_\infty P_\beta = \beta$ by Lemma 2.15, and P_{c_i} is the horizontal plane $\mathbb{H}^2 \times \{c_i\}$ in $\mathbb{H}^2 \times \mathbb{R}$ with $\partial_\infty P_{c_i} = \gamma_{c_i}$. This is because $|c_i - c_j| > \pi$, there is no connected minimal surface with asymptotic boundary contains more than one component of Γ' . In particular, if there was a connected area minimizing surface Y with $\partial_\infty Y \supset \gamma_{c_1} \cup \gamma_{c_2}$ with $c_2 - c_1 > \pi$, one can place a minimal catenoid \mathcal{C} with $\partial_\infty \mathcal{C} = \gamma_{c'_1} \cup \gamma_{c'_2}$ where $c'_1 > c_1$ and $c'_2 < c_2$ with $c'_2 - c'_1 = \pi - \epsilon$ so that $\mathcal{C} \cap S = \emptyset$ (Section 8.1). Then by using an hyperbolic isometry φ_t , one can push \mathcal{C} towards S horizontally. As S is connected, there must be a first point of touch, which gives a contradiction with maximum principle. This implies each component of Γ' bounds a component of Σ' . Since each component is uniquely minimizing, Σ' is a uniquely minimizing surface with $\partial_\infty \Sigma' = \Gamma'$.

Hence, by construction $p' = (0, 0, 1)$ is on P_β component of Σ' . Recall that the normal vector $v'_p = \langle 0, 1, 0 \rangle$ points inside of Δ' which is the component of $\mathbb{H}^2 \times \mathbb{R} - \Sigma'$ containing α . However, P_β is a plane, and the normal vector v'_p points outside of Δ' not inside. This is a contradiction. Step 2 follows. \square

Step 3: For sufficiently small $t > 0$, Σ_t is homeomorphic to $\Sigma \cup S_\alpha$.

Proof of Step 3: Assume that for $\epsilon_n \searrow 0$, there exists $0 < t_n < \epsilon_n$ such that Σ_{t_n} , say Σ_n , is not homeomorphic to $\hat{\Sigma} = \Sigma \cup S_\alpha$. Since the number of ends are same, this means Σ_n and $\hat{\Sigma}$ have different genus.

Let $\mathcal{R}_a = \{0 \leq y \leq a\}$ in $\overline{\mathbb{H}^2 \times \mathbb{R}}$ be as in Step 2. Let $\mathcal{K}_a = \{y \geq a\}$ and let $\Sigma^a = \Sigma \cap \mathcal{K}_a$. Then, since $\Sigma_n \rightarrow \Sigma$ converge smoothly on compact sets, $\Sigma_n^a \rightarrow \Sigma^a$ smoothly. Hence, by Gauss-Bonnet, Σ_n^a and Σ^a must have same genus. By Step 2, this implies for sufficiently large n , Σ_n and Σ must have the same genus. However, this contradicts with our assumption that Σ_n and Σ have different genus for any n . Therefore, this implies that for sufficiently small $\epsilon' > 0$, Σ_t is homeomorphic to $\Sigma \cup S_\alpha$ for $0 < t < \epsilon'$. Step 3 follows. \square

Step 4: For all but countably many $0 < t < \epsilon'$, Γ_t bounds a unique area minimizing surface in $\mathbb{H}^2 \times \mathbb{R}$.

Proof of Step 4: We will adapt the proof of Theorem 3.10 to this case. The family of tall curves $\{\Gamma_t \mid t \in (0, \epsilon)\}$ foliates \widehat{N} where $\partial \widehat{N} = \Gamma_\epsilon \cup \Gamma$, and $\Gamma_0 = \Gamma \cup \alpha$. In particular, for any $0 < t_1 < t_2 < \epsilon$, $\Gamma_{t_1} \cap \Gamma_{t_2} = \emptyset$. If Σ_t is an area minimizing surface in $\mathbb{H}^2 \times \mathbb{R}$, then $\Sigma_{t_1} \cap \Sigma_{t_2} = \emptyset$ too, by Lemma 3.6. By Lemma 3.8, if Γ_s does not bound a unique area minimizing surface Σ_s , then we can define two disjoint canonical minimizing Σ_s^+ and Σ_s^- with $\partial_\infty \Sigma_s^\pm = \Gamma_s$. Then, by the proof of Theorem 3.10, for all but countably many $s \in [0, \epsilon']$, Γ_s bounds a unique area minimizing surface. Step 4 follows. \square

Steps 1-3 implies the existence of $\epsilon' > 0$ such that any Σ_t with $\partial_\infty \Sigma_t = \Gamma_t$ for $t \in (0, \epsilon')$ is homeomorphic to $\Sigma \cup S_\alpha$. Step 4 implies the generic uniqueness for the family $\{\Gamma_t \mid t \in (0, \epsilon')\}$. Hence, Step 1-4 together implies the existence of smooth curve Γ_t with $t \in (0, \epsilon')$, where Γ_t bounds a *unique* area minimizing surface Σ_t , and Σ_t has the desired topology, i.e. $\Sigma_t \simeq \Sigma \cup S_\alpha$. The proof of the theorem follows. \square

5. AREA MINIMIZING SURFACES OF ARBITRARY TOPOLOGY IN $\mathbb{H}^2 \times \mathbb{R}$

In this section, we prove any open orientable surface can be embedded in $\mathbb{H}^2 \times \mathbb{R}$ as an area minimizing surface. First, we show a simple construction for finite topology case. Then, we finish the proof by giving a very general construction for infinite topology case.

5.1. Surfaces with Finite Topology.

While our main result later implies both finite or infinite topology orientable surface, we start with a very simple construction for surfaces with finite topology as a warm-up. In particular, by using vertical bridges as 1-handles, we give a construction of an area minimizing surface Σ_k^g of genus g with k ends.

Euler Characteristics: Recall that if T_k^g is an orientable surface of genus g , and k boundary components, then $\chi(T_k^g) = 2 - 2g - k$. Adding a bridge (a 1-handle in topological terms) to a surface decreases the Euler Characteristics by one. On the other hand, if you add a bridge to a surface where the endpoints of the bridge are in the same boundary component, then the number of boundary components increases by one. If you add a bridge whose endpoints are in the different boundary components, then the number of boundary components decreases by one (See Figure 2).

Now, adding a bridge to the same boundary component of a surface would increase the number of ends. In other words, let S_{n+1} obtained from S_n by attaching a bridge (1-handle) to S_n whose endpoints are in the same component of ∂S_n . Then, $\chi(S_{n+1}) = \chi(S_n) - 1$, $g(S_n) = g(S_{n+1})$ and $\sharp(\partial S_{n+1}) = \sharp(\partial S_n) + 1$ where \sharp is the number of components.

If we want to increase the genus, first add a bridge α_n whose endpoints are in the same component of ∂S_n , and get $S'_n \simeq S_n \natural S_{\alpha_n}$ where $S_n \natural S_{\alpha_n}$ represents the surface obtained by adding a bridge (thin strip) to S_n along α_n . Then, by adding another bridge α'_n whose endpoints are in different components of S'_n , one get $S_{n+1} \simeq S'_n \natural S_{\alpha'_n}$. Hence, $\chi(S_{n+1}) = \chi(S_n) - 2$, and the number of boundary components are same. This implies if $S_n \simeq T_k^g$, then $S_{n+1} \simeq T_k^{g+1}$. This shows that S_{n+1} is obtained by attaching a cylinder with handle to S_n , i.e. $S_{n+1} - S_n$ is a cylinder with handle.

Construction for finite topology surfaces: There is a very elementary construction for open orientable surfaces of finite topology as follows: Let S be

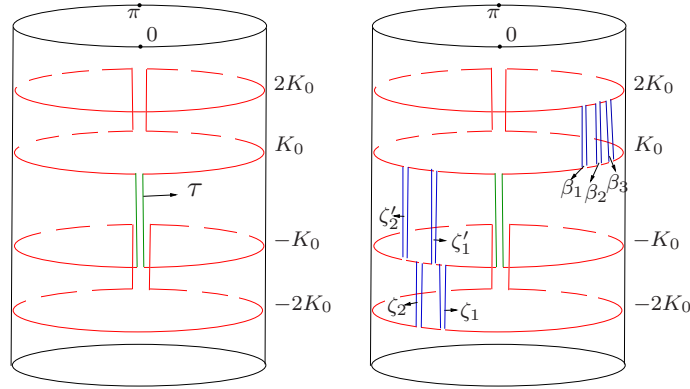


FIGURE 4. In the left, we have the tall curve Γ_1 which bounds the area minimizing surface $\Sigma_1 \sim P^+ \cup P^- \natural S_\tau$. In the right, we first add bridges β_1, \dots, β_k to Σ to increase the number of ends by k (here for $k = 3$). Then, we add g pairs of bridges $\zeta_1, \zeta'_1, \dots, \zeta_g, \zeta'_g$ to increase the genus (here $g = 2$). Hence, Σ is a genus 2 surface with 4 ends.

open orientable surface of genus g and k ends. Construct the area minimizing surface Σ_1 which is topologically a disk as in Figure 4-Left. For $k + 1$ ends, add k vertical bridges $\beta_1, \beta_2, \dots, \beta_k$ to Σ_1 as in the Figure 4-Right. Then, for genus g , add g pairs of vertical bridges ζ_i and ζ'_i successively as in Figure 4-Right. Hence, the final surface Σ is an area minimizing surface of genus g and $k + 1$ ends. Furthermore, $\bar{\Sigma}$ is a compact embedded surface with boundary in $\overline{\mathbb{H}^2} \times \mathbb{R}$ by Lemma 2.9 and 8.8.

5.2. Surfaces with Infinite Topology.

Now, we prove any open orientable surface (finite or infinite topology) can be embedded in $\mathbb{H}^2 \times \mathbb{R}$ as an area minimizing surface. In this part, we will mainly follow the techniques in [MW] and [Co1]. In particular, for a given surface S , we will start with a compact exhaustion of S , $S_1 \subset S_2 \subset \dots \subset S_n \subset \dots$, and by using the bridge principle proved in the previous section, we inductively construct the area minimizing surface with the desired topology.

In particular, by [FMM], for any open orientable surface S , there exists a simple exhaustion. A simple exhaustion $S_1 \subset S_2 \subset \dots \subset S_n \subset \dots$ is the compact exhaustion with the following properties: S_1 is a disk, and $S_{n+1} - S_n$ would contain a *unique nonannular piece* which is either a cylinder with a handle, or a pair of pants by [FMM] (See Figure 5).

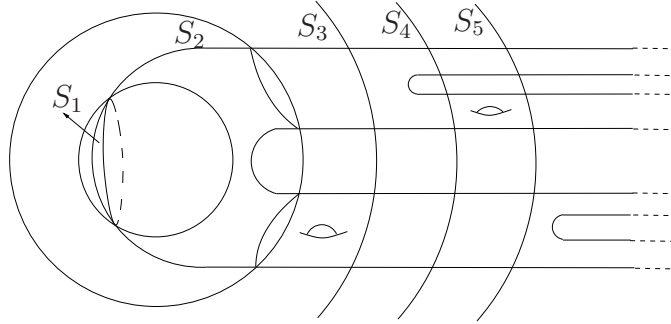


FIGURE 5. In the simple exhaustion of S , S_1 is a disk, and $S_{n+1} - S_n$ contains a unique nonannular part, which is a pair of pants (e.g. $S_4 - S_3$), or a cylinder with a handle (e.g. $S_5 - S_4$).

First, we need a lemma which will be used in the construction.

Lemma 5.1. *Let $R = [-1, 1] \times [-4\pi, 4\pi]$ and $R_c = [-c, c] \times [-2\pi, 2\pi]$ be rectangles in $S_\infty^1 \times \mathbb{R}$ where $0 < c < 1$. Let $\gamma = \partial R$, $\gamma_c = \partial R_c$ and $\Gamma_c = \gamma \cup \gamma_c$. Then, there exists $\rho > 0$ such that for any $0 < c \leq \rho$, the area minimizing surface Σ_c with $\partial_\infty \Sigma_c = \Gamma_c$ is $P \cup P_c$ where P and P_c are the unique area minimizing surfaces with $\partial_\infty P = \gamma$ and $\partial_\infty P_c = \gamma_c$.*

Proof: If the area minimizing surface Σ_c is not connected, then it must be $P \cup P_c$ because the rectangles γ and γ_c bounds a unique area minimizing surfaces P and P_c respectively by Lemma 2.15. Hence, we assume on the contrary that the area minimizing surface Σ_c is connected for any $0 < c < 1$. We abuse the notation and say $\Sigma_n = \Sigma_{\frac{1}{n}}$. Consider the sequence $\{\Sigma_n\}$. By Lemma 2.11, we get a convergent subsequence, and limiting area minimizing surface Σ with $\partial_\infty \Sigma \subset \gamma \cup \beta$ where β is the vertical line segment $\{0\} \times [-2\pi, 2\pi]$.

Let $Q = [-\frac{1}{2}, \frac{1}{2}] \times [-3\pi, 3\pi]$ be another rectangle in $S_\infty^1 \times \mathbb{R}$, and let T be the unique area minimizing surface in $\mathbb{H}^2 \times \mathbb{R}$ with $\partial_\infty T = \partial Q$. Since by assumption, Σ_n is connected, and \bar{T} separates the boundary components of Σ_n , γ_n and γ , then $T \cap \Sigma_n \neq \emptyset$ for any $n > 2$. By construction, this implies $\Sigma \cap T \neq \emptyset$.

As $\partial_\infty \Sigma \subset \gamma \cup \beta$, we have two cases. Either $\partial_\infty \Sigma = \gamma$ or $\partial_\infty \Sigma = \gamma \cup \beta$. If $\partial_\infty \Sigma = \gamma$, then γ bounds a unique area minimizing surface P . In other words, Σ must be P and $P \cap T = \emptyset$. This is a contradiction.

If $\partial_\infty \Sigma = \gamma \cup \beta$, we get a contradiction as follows. Let's go back to cylinder model of $\mathbb{H}^2 \times \mathbb{R}$. Then, we can represent $\gamma = \partial R$ where $R = [-\theta_1, \theta_1] \times [-4\pi, 4\pi]$ for some $\theta_1 \in (0, \pi)$, and $\beta = \{0\} \times [-2\pi, 2\pi]$ in $S_\infty^1 \times \mathbb{R}$. Let φ_t be the isometry of $\mathbb{H}^2 \times \mathbb{R}$ corresponding to $\varphi_t(x, y, z) = (tx, ty, z)$ in upper half space model of $\mathbb{H}^2 \times \mathbb{R}$. In particular, $\{\pi\} \times \mathbb{R}$ represents the point at infinity, and φ_t pushes every point in $\mathbb{H}^2 \times \mathbb{R}$ from $\{0\} \times \mathbb{R}$ to $\{\pi\} \times \mathbb{R}$ in the Poincare disk model. Let $\Sigma^n = \varphi_n(\Sigma)$. Again, by Lemma 2.11, we get a limit area minimizing surface $\hat{\Sigma}$ where $\partial_\infty \hat{\Sigma} \subset \Gamma^+ \cup \Gamma^- \cup \beta \cup \alpha$ where $\Gamma^\pm = S_\infty^1 \times \{\pm 4\pi\}$ and $\alpha = \{\pi\} \times [-4\pi, 4\pi]$.

We claim that $\hat{\Sigma}$ is nonempty, and furthermore, $\partial_\infty \hat{\Sigma} = \Gamma^+ \cup \Gamma^- \cup \beta \cup \alpha$. Since the original Σ is connected by assumption, $\Sigma \cap \mathbb{H}^2 \times \{c\}$ contains an infinite curve l_c with $\partial_\infty l_c = \{(0, c), (\theta_1, c)\}$ where $c \in (-2\pi, 2\pi)$. Then, $\varphi_n(l_c) = l_c^n \subset \Sigma^n \cap \mathbb{H}^2 \times \{c\}$, and l_c^n will converge to a line $\hat{l}_c \subset \hat{\Sigma} \cap \mathbb{H}^2 \times \{c\}$ with $\partial_\infty \hat{l}_c = \{(0, c), (\pi, c)\}$. This shows $\partial_\infty \Sigma = \Gamma^+ \cup \Gamma^- \cup \beta \cup \alpha$.

Finally, let \mathcal{C} be the Daniel's parabolic catenoid with $\partial_\infty \mathcal{C} = \lambda^+ \cup \lambda^- \cup \tau$ where $\lambda^+ = S_\infty^1 \times \{\frac{7\pi}{2}\}$, $\lambda^- = S_\infty^1 \times \{\frac{5\pi}{2}\}$, and $\tau = \{\pi\} \times [\frac{5\pi}{2}, \frac{7\pi}{2}]$. As $\partial_\infty \mathcal{C}$ is invariant by φ_t , $\mathcal{C}_t \varphi_t(\mathcal{C})$ is also parabolic catenoid with $\partial_\infty \mathcal{C}_t = \partial_\infty \mathcal{C}$. Furthermore, for sufficiently small $\epsilon > 0$, \mathcal{C}_ϵ is very close to asymptotic cylinder $S_\infty^1 \times \mathbb{R}$. Hence, we can choose sufficiently small $\epsilon > 0$ with $\mathcal{C}_\epsilon \cap \hat{\Sigma} = \emptyset$. Then, by pushing \mathcal{C}_ϵ towards $\hat{\Sigma}$ via isometries φ_t , we will get a first point of touch \mathcal{C}_{t_0} with $\hat{\Sigma}$ which contradicts to the maximum principle. The proof follows. \square

Now, we are ready to prove the existence result for properly embedded area minimizing surfaces in $\mathbb{H}^2 \times \mathbb{R}$ with arbitrary topology.

Theorem 5.2. *Any open orientable surface S can be embedded in $\mathbb{H}^2 \times \mathbb{R}$ as an area minimizing surface Σ .*

Proof: Let S be an open orientable surface. Now, we inductively construct an area minimizing surface Σ in $\mathbb{H}^2 \times \mathbb{R}$ which is homeomorphic to S . Let $S_1 \subset S_2 \subset \dots \subset S_n \subset \dots$ be a simple exhaustion of S , i.e. $S_{n+1} - S_n$ contains a unique nonannular piece which is either a cylinder with a handle, or a pair of pants.

By following the simple exhaustion, we will define a sequence of area minimizing surfaces Σ_n so that Σ_n is homeomorphic to S_n , i.e. $\Sigma_n \simeq S_n$. Furthermore, the sequence Σ_n will induce the same simple exhaustion for the limiting surface Σ . Hence, we will get an area minimizing surface Σ which is homeomorphic to the given surface S .

Now, we will follow the idea described in Remark 5.1. Note that we are allowed to use only vertical bridges.

Let $R = [-\frac{\pi}{2}, +\frac{\pi}{2}] \times [0, K_0]$ be a tall rectangle in $S_\infty^1 \times \mathbb{R}$ where K_0 be as in Theorem 4.2. Let Σ_1 be the unique area minimizing surface with $\partial_\infty \Sigma_1 = \partial R$. Clearly, $\Sigma_1 \simeq S_1$.

We will define Σ_n inductively as follows. We will add only vertical bridges to Γ_n so that the resulting curve Γ_{n+1} bounds a unique area minimizing surface Σ_{n+1} by Theorem 4.2.

By Remark 5.1, adding one bridge β_{n+1} to Σ_n where the endpoints of β_{n+1} are in the same component of $\Gamma_n = \partial_\infty \Sigma_n$ would suffice to increase the number of ends of Σ_n by one. This operation corresponds to *adding a pair of pants to the surface*. Similarly by Remark 5.1, adding two bridges successively so that the endpoints of the first bridge are in the same component, and the endpoints of the second bridge are in different components (components containing the opposite sides of the first bridge), will increase the genus, and keep the number of the ends same. This operation will correspond to *adding a cylinder with handle to the surface*.

Now, we continue inductively to construct the sequence $\{\Sigma_n\}$ dictated by the simple exhaustion (See Figure 5). There are two cases: $S_{n+1} - S_n$ contains a pair of pants, or a cylinder with handle.

Pair of pants case. Assume that $S_{n+1} - S_n$ contains a pair of pants. Let the pair of pants attached to the component γ in ∂S_n . Let γ' be the corresponding component of $\Gamma_n = \partial_\infty \Sigma_n$. By construction, γ' bounds a disk D in $S_\infty^1 \times \mathbb{R}$ with $D \cap \Gamma_n = \gamma'$. Let $\beta_n = \{c_n\} \times [0, K_0]$ be a vertical segment where $\beta_n \subset D$. Since Σ_n bounds a unique area minimizing surface by construction, and $\beta_n \perp \Gamma_n$, we can apply Theorem 4.2, and get an area minimizing surface Σ_{n+1} where Σ_{n+1} is homeomorphic to S_{n+1} . \square

Cylinder with handle case. Assume that $S_{n+1} - S_n$ contains a cylinder with handle. Again, let the pair of pants attached to the component γ in ∂S_n . Let γ' be the corresponding component of $\Gamma_n = \partial_\infty \Sigma_n$. By construction, γ' bounds a disk D in $S_\infty^1 \times \mathbb{R}$ with $D \cap \Gamma_n = \gamma'$. Let β_n be a vertical segment $\{c_n\} \times [0, K_0]$ such that $(c_n - \epsilon_n, c_n + \epsilon_n) \times \mathbb{R} \cap \Gamma_n \subset D$ for some $\epsilon_n > 0$. Again, we apply Theorem 4.2 for β_n and Σ_n , and get an area minimizing surface Σ'_{n+1} . Say $\Gamma'_{n+1} = \partial_\infty \Sigma'_{n+1}$. We can choose the thickness of the bridge along β_n as small as we want. So, we can assume that the thickness of the bridge along β_n is smaller than $\frac{\rho \cdot \epsilon_n}{4}$ where $\rho > 0$ is the constant in Lemma 5.1.

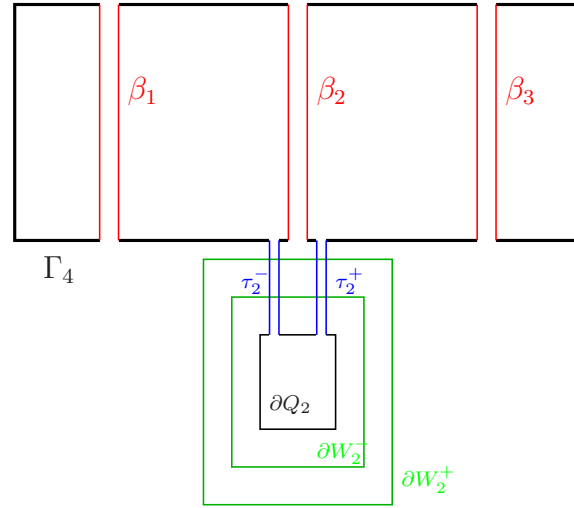


FIGURE 6. In the figure above, $S_2 - S_1$ is a pair of pants, and $S_3 - S_2$ is a cylinder with handle. When constructing Σ_3 , β_2 is attached to the corresponding component in Γ_2 , then a hanger, the pair of vertical bridges τ_2^\pm and a thin rectangle Q_n , is added to obtain the cylinder with handle. ∂W_2^\pm is needed to show that $\Sigma'_2 \cup T_2$ is uniquely area minimizing surface to apply Theorem 4.2.

Now, consider the rectangle $Q_n = [c_n - \frac{\rho \cdot \epsilon_n}{2}, c_n + \frac{\rho \cdot \epsilon_n}{2}] \times [-6\pi - K_0, -4\pi - K_0]$ (See Figure 6). Let T_n be the unique area minimizing surface in $\mathbb{H}^2 \times \mathbb{R}$ with $\partial_\infty T_n = \partial Q_n$ by Lemma 2.15. Let $\hat{\Gamma}_{n+1} = \Gamma'_{n+1} \cup \partial Q_n$. We claim that $\hat{\Gamma}_{n+1}$ bounds a unique area minimizing surface $\hat{\Sigma}_{n+1}$ in $\mathbb{H}^2 \times \mathbb{R}$ and $\hat{\Sigma}_{n+1} = \Sigma'_{n+1} \cup T_n$. Notice that Σ'_{n+1} and T_n are uniquely minimizing surfaces. Hence, if we show that $\hat{\Gamma}_{n+1}$ cannot bound any connected area minimizing surface, then we are done.

Assume that $\hat{\Gamma}_{n+1}$ bounds a connected area minimizing surface $\hat{\Sigma}_{n+1}$. Consider the the pair of rectangles $W_n^+ = [c_n - \epsilon_n, c_n + \epsilon_n] \times [-9\pi -$

$K_0, -\pi - K_0]$ and $W_n^- = [c_n - \rho.\epsilon_n, c_n + \rho.\epsilon_n] \times [-7\pi - K_0, -3\pi - K_0]$. Let $\Upsilon_n = \partial W_n^+ \cup \partial W_n^-$. Then, by Lemma 5.1, the uniquely minimizing surface F_n with $\partial_\infty F_n = \Upsilon_n$ must be $P_n^+ \cup P_n^-$ where P_n^\pm is the unique area minimizing surface with $\partial_\infty P_n^\pm = \partial W_n^\pm$. As $\widehat{\Gamma}_{n+1} \cap \Upsilon_n = \emptyset$, the area minimizing surfaces $\widehat{\Gamma}_{n+1}$ and F_n must be disjoint by Lemma 3.6 (See Figure 6). On the other hand, the area minimizing surface $F_n = P_n^+ \cup P_n^-$ separates the components, Γ'_{n+1} and ∂Q_n , of $\widehat{\Gamma}_{n+1}$. Since $\widehat{\Gamma}_{n+1} \cap F_n = \emptyset$, this implies $\widehat{\Sigma}_{n+1}$ disconnected. This proves that $\widehat{\Sigma}_{n+1} = \Sigma'_{n+1} \cup T_n$ is the unique area minimizing surface with $\partial_\infty \widehat{\Sigma}_{n+1} = \widehat{\Gamma}_{n+1}$.

Now, let $\tau_n^+ = \{c_n + \frac{\rho.\epsilon_n}{4}\} \times [-4\pi - K_0, 0]$ be the vertical arc segment in $S_\infty^1 \times \mathbb{R}$. When we apply Theorem 4.2 to the uniquely minimizing surface $\widehat{\Sigma}_{n+1}$ and the arc τ_n^+ , we obtain a new uniquely minimizing surface $\widehat{\Sigma}'_{n+1}$. Similarly, let $\tau_n^- = \{c_n - \frac{\rho.\epsilon_n}{4}\} \times [-4\pi - K_0, 0]$. Again, we apply Theorem 4.2 for $\widehat{\Sigma}'_{n+1}$ and τ_n^- , we obtain another uniquely minimizing surface Σ_{n+1} . Furthermore, we will assume that the both bridges along τ_n^+ and τ_n^- have thickness less than $\frac{\rho.\epsilon_n}{4}$. The pair of vertical bridges along τ_n^\pm with the thin rectangle Q_n looks like a hanging picture frame (See Figure 6).

By construction, Σ_{n+1} is homeomorphic to S_{n+1} . In particular, we achieved to add a cylinder with handle to Σ_n along the corresponding component γ' in Γ_n . This finishes the description of the inductive step, when $S_{n+1} - S_n$ contains a cylinder with handle. \square

The Limit and the Properly Embeddedness: Notice that in the bridge principle at infinity (Theorem 4.2), as the thickness of the bridge α goes to 0, the height of the strip S_α goes to 0, too. In particular, let $\Gamma, \Sigma, \alpha, \Gamma_t, \Sigma_t$ be as in the statement of Theorem 4.2. Let $S_\alpha^t = \Sigma_t \cap N_\epsilon(\alpha)$ where $N_\epsilon(\alpha)$ is the sufficiently small neighborhood of α in the compactification $\overline{\mathbb{H}^2} \times \mathbb{R}$. Then, as $t \searrow 0$, then $d(L_z, S_\alpha^t) \rightarrow \infty$ where L_z is the vertical line through origin in $\mathbb{H}^2 \times \mathbb{R}$, i.e. $L_z = \{0\} \times \mathbb{R}$. This is because as $t \searrow 0$, $\Sigma_t \rightarrow \Sigma$.

Let $\widehat{B}_r = B_r(0) \times [-2K_0, 2K_0]$ be compact region in $\mathbb{H}^2 \times \mathbb{R}$ where $B_r(0)$ is the r ball around origin in \mathbb{H}^2 . As $t_n \searrow 0$, then the thickness of the bridge in Σ_n near β_n (or τ_n^\pm) goes to 0. Hence, by choosing $t_n < \frac{1}{10n^2}$ sufficiently small, we can make sure that $d(L_z, S_{\beta_n}^{t_n}) > r_n$ and $d(L_z, S_{\tau_n^\pm}^{t_n}) > r_n$ for a sequence $r_n \nearrow \infty$. This implies that for $m \geq n$, $\widehat{B}_{r_n} \cap \Sigma_m \simeq S_n$, as the thickness (and hence height) of the bridges β_n and ζ_n goes to 0.

Now, Σ_n is a sequence of absolutely area minimizing surfaces in $\mathbb{H}^2 \times \mathbb{R}$. Let $\Sigma'_n = \widehat{B}_{r_n} \cap \Sigma_n$. By Lemma 2.11, by using a diagonal sequence argument, we get a limiting surface Σ in $\mathbb{H}^2 \times \mathbb{R}$ where the convergence is smooth on compact sets. Σ is an area minimizing surface in $\mathbb{H}^2 \times \mathbb{R}$ as it is the limit of area minimizing surfaces. Notice that for $m \geq n$, $\widehat{B}_{r_n} \cap$

$\Sigma_m \simeq S_n$ and the convergence is smooth on compact sets. This implies $\Sigma \cap \widehat{B}_{r_n} \simeq S_n$ for any n , and hence $\Sigma \simeq S$.

We also note that the bridges do not collapse in the limit, as for every bridge along β_n and τ_n^\pm , we can place a thin, tall rectangle R_n "under" the bridge *disjoint* from the minimizing sequence. In other words, the area minimizing plane P_n with $\partial_\infty P_n = R_n$ (Lemma 2.15) will be a barrier for bridges to collapse, as for any $m > n$, $P_n \cap \Sigma_m = \emptyset$ since $\Gamma_m \cap R_n = \emptyset$ by Lemma 3.6.

Finally, Σ is properly embedded in $\mathbb{H}^2 \times \mathbb{R}$ as for any compact set $K \subset \mathbb{H}^2 \times \mathbb{R}$, there exists $r_n > 0$ with $K \subset \widehat{B}_{r_n}$, and $\widehat{B}_{r_n} \cap \Sigma \simeq S_n$ which is compact. The proof of the theorem follows. \square

6. ASYMPTOTIC PLATEAU PROBLEM FOR MINIMAL SURFACES

So far, we only dealt with the strong fillability question, i.e. detecting curves in $S_\infty^1 \times \mathbb{R}$ bounding area minimizing surfaces in $\mathbb{H}^2 \times \mathbb{R}$. If we relax the question from "strong fillability" to only "fillability", the picture completely changes. In other words, we will see that detecting curves in $S_\infty^1 \times \mathbb{R}$ bounding embedded minimal surfaces is much more complicated than detecting the curves bounding embedded area minimizing surfaces. In Theorem 3.1, we gave a fairly complete answer to asymptotic Plateau problem in the strong fillability case. In this section, we will see that only fillability case is highly different.

A simple example to show the drastic change in the problem is the following: Let $\Gamma = \gamma_1 \cup \gamma_2$ where $\gamma_i = S_\infty^1 \times \{c_i\}$ and $|c_1 - c_2| < \pi$. Then clearly, Γ is a short curve and it bounds a complete minimal catenoid \mathcal{C}_d by [NSST] (See also appendix for further discussion on catenoids). On the other hand, the pair of geodesic planes, $\mathbb{H}^2 \times \{c_1\} \cup \mathbb{H}^2 \times \{c_2\}$, also bounds $\Gamma = \gamma_1 \cup \gamma_2$. However, there is no area minimizing surface Σ with $\partial_\infty \Sigma = \gamma_1 \cup \gamma_2$ by Theorem 3.1. This means neither catenoid, nor pair of geodesic planes are area minimizing, but just minimal surfaces. Hence, the following question becomes very interesting.

Question: [Asymptotic Plateau Problem for Minimal Surfaces]

For which curves Γ in $S_\infty^1 \times \mathbb{R}$, there exists a minimal surface S in $\mathbb{H}^2 \times \mathbb{R}$ with $\partial_\infty S = \Gamma$.

In other words, *which curves in $S_\infty^1 \times \mathbb{R}$ are fillable?* Note that here we only discuss the finite curve case ($\Gamma \subset S_\infty^1 \times \mathbb{R}$). For infinite curves case for the same question, see [Co5].

Recall that by Theorem 2.4, for any short curve γ in $S_\infty^1 \times \mathbb{R}$ containing a thin tail, there is no complete minimal surface S in $\mathbb{H}^2 \times \mathbb{R}$ with $\partial_\infty S = \gamma$. So, this result suggest that the minimal surface case is similar to the area minimizing surface case.

On the other hand, unlike the area minimizing surface case, it is quite easy to construct short curves with more than one component, bounding minimal surfaces in $\mathbb{H}^2 \times \mathbb{R}$. Let $\Gamma = \gamma_1 \cup \dots \cup \gamma_n$ be a finite collection of disjoint tall curves γ_i . Even though every component γ_i is tall, because of the vertical distances between the components γ_i and γ_j , the height $h(\Gamma)$ can be very small. So, Γ itself might be a short curve, even though every component is a tall curve. For each component γ_i , our existence theorem (Theorem 3.1) already gives an area minimizing surface Σ_i with $\partial_\infty \Sigma_i = \gamma_i$. Hence, the surface $\widehat{S} = \Sigma_1 \cup \dots \cup \Sigma_n$ is automatically a minimal surface with $\partial_\infty \widehat{S} = \Gamma$. By using this idea, for any height $h_0 > 0$, we can trivially produce short curves Γ with height $h(\Gamma) = h_0$ by choosing the components sufficiently close. e.g. the pair of horizontal geodesic planes $\mathbb{H}^2 \times \{c_1\} \cup \mathbb{H}^2 \times \{c_2\}$ with $|c_1 - c_2| = h_0$.

Naturally, next question would be what if Γ has only one component. Does Γ need to be a tall curve to bound a minimal surface in $\mathbb{H}^2 \times \mathbb{R}$? The answer is again no. Now, we will also construct *simple closed short curves* which bounds complete minimal surfaces in $\mathbb{H}^2 \times \mathbb{R}$. The following result with the observation above shows that the asymptotic Plateau problem for minimal surfaces is very different from the asymptotic Plateau problem for area minimizing surfaces.

Theorem 6.1. *For any $h_0 > 0$, there exists a nullhomotopic simple closed curve Γ with height $h(\Gamma) = h_0$ such that there exists a minimal surface S in $\mathbb{H}^2 \times \mathbb{R}$ with $\partial_\infty S = \Gamma$.*

Proof: For $h_0 > \pi$, we have tall rectangles with height h_0 . So, we will assume $0 < h_0 \leq \pi$. Consider the rectangles $R^+ = [s, \frac{\pi}{2}] \times [-m, m]$ and $R^- = [-\frac{\pi}{2}, -s] \times [-m, m]$ where $s > 0$ sufficiently small, and $m \gg 0$ sufficiently large, which will be fixed later. Consider another rectangle $Q = [-s, s] \times [0, h_0]$. Consider the area minimizing surfaces P^+ and P^- with $\partial_\infty P^\pm = \partial R^\pm$. Let $\Gamma = (\partial R^+ \cup \partial R^-) \triangle \partial Q$ where \triangle represents symmetric difference (See Figure 7). Notice that $h(\Gamma) = h_0$. We claim that there exists a complete embedded minimal surface S in $\mathbb{H}^2 \times \mathbb{R}$ with $\partial_\infty S = \Gamma$.

Consider the minimal catenoid C_{h_0} with asymptotic boundary $S_\infty^1 \times \{0\} \cup S_\infty^1 \times \{h_0\}$ (If $h_0 = \pi$, take C_{h_0} to be the Daniel's parabolic catenoid). Let φ_t be the isometry of $\mathbb{H}^2 \times \mathbb{R}$ which keeps \mathbb{R} coordinates same, fixes the geodesic l in \mathbb{H}^2 with $\partial_\infty l = \{0, \pi\}$ with translation length $\log t$. In particular, $\varphi_t|_{\mathbb{H}^2 \times \{c\}} : \mathbb{H}^2 \times \{c\} \rightarrow \mathbb{H}^2 \times \{c\}$. Furthermore, for any $p \in \mathbb{H}^2 \times \{c\}$, $\varphi_t(p) \rightarrow (0, c) \in S_\infty^1 \times \mathbb{R}$ as $t \searrow 0$ and $\varphi_t(p) \rightarrow (\pi, c) \in S_\infty^1 \times \mathbb{R}$ as $t \searrow \infty$. Now, we can choose $t > 0$ and $s > 0$ sufficiently small, $m > 0$ sufficiently large so that $P^+ \cup P^-$ separates $\varphi_t(C_{h_0}) = C_{h_0}^t$ into 4 disks (See Figure 7). In other words, there is a component Δ in $\mathbb{H}^2 \times \mathbb{R} - (P^+ \cup P^- \cup C_{h_0}^t)$ such that $\partial_\infty \Delta = Q$.

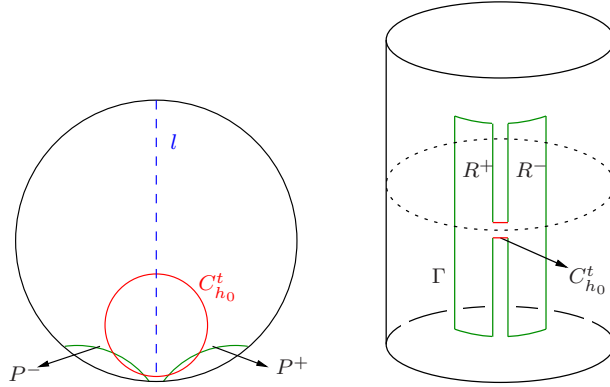


FIGURE 7. In the left, the horizontal slice $\mathbb{H}^2 \times \{\frac{h_0}{2}\}$ is given. In the right, $\Gamma \subset S_\infty^1 \times \mathbb{R}$ is pictured.

Now, let Ω^+ be the component of $\mathbb{H}^2 \times \mathbb{R} - P^+$ such that $\partial_\infty \Omega^+ = R^+$. Similarly, let Ω^- be the component of $\mathbb{H}^2 \times \mathbb{R} - P^-$ such that $\partial_\infty \Omega^- = R^-$. Let $\mathcal{X} = \mathbb{H}^2 \times \mathbb{R} - (\Omega^+ \cup \Omega^- \cup \Delta)$. Hence, \mathcal{X} is a mean convex domain in $\mathbb{H}^2 \times \mathbb{R}$ with $\partial_\infty \mathcal{X} = \partial_\infty(\mathbb{H}^2 \times \mathbb{R}) - \text{int}(R^+ \cup R^- \cup Q)$. Hence, $\Gamma \subset \partial_\infty \mathcal{X}$.

Now, let $B_n(0)$ be the ball of radius n in \mathbb{H}^2 with center 0. Let $D_n = B_n(0) \times [-2m, 2m]$. Let $\hat{D}_n = D_n \cap \mathcal{X}$. Let Γ_n be the radial projection of Γ to $\partial \hat{D}_n$. Let S_n be the area minimizing surface in \hat{D}_n with $\partial S_n = \Gamma_n$. Since \hat{D}_n is mean convex, S_n is a smooth embedded surface in \hat{D}_n . Again by using Lemma 2.11, we get an area minimizing surface S in \mathcal{X} . By using similar ideas in Theorem 3.1 - Step 1, it can be showed that $\partial_\infty S = \Gamma$. While S is an area minimizing surface in \mathcal{X} , it is only a minimal surface in $\mathbb{H}^2 \times \mathbb{R}$. The proof follows. \square

Remark 6.2. Notice that for smaller choice of $h_0 > 0$ in the Theorem above, one needs to choose the height $2m$ of the rectangles large, and the distance s of the rectangles small by the construction; see Figure 7.

Recently, Kloeckner and Mazzeo has also studied these curves more extensively in [KM], where they call these curves *butterfly curves*. In [KM], they also constructed different families complete minimal surfaces in $\mathbb{H}^2 \times \mathbb{R}$. Furthermore, they studied the asymptotic behavior of the minimal surfaces in $\mathbb{H}^2 \times \mathbb{R}$.

Remark 6.3. Recently, we were able to show that when we choose $h_0 < \pi$ and $2m > \pi$ sufficiently close, the butterfly curve $\Gamma_{h_0}^m$ constructed above does not bound any minimal surface, either. This example is the first non-fillable example in $S_\infty^1 \times \mathbb{R}$ with no thin tail. The paper is in preparation.

7. FINAL REMARKS

7.1. Limits of Area Minimizing Surfaces for Short Curves.

In Section 3, we studied the asymptotic Plateau problem in $\mathbb{H}^2 \times \mathbb{R}$ for a finite collection of disjoint simple closed curves Γ in $S_\infty^1 \times \mathbb{R}$, and gave a fairly complete solution. By following the standard method [An], we defined a sequence of compact area minimizing surfaces $\{\Sigma_n\}$ in $\mathbb{H}^2 \times \mathbb{R}$ with $\partial\Sigma_n = \Gamma_n \rightarrow \Gamma$. Then like in \mathbb{H}^3 case, we aimed to get a limit area minimizing surface Σ with $\partial_\infty\Sigma = \Gamma$. However, as Theorem 2.4 points out, some parts of Σ_n might escape to infinity [ST]. On the other hand, when Γ is a tall curve, by using a barrier argument in Theorem 3.1, we were able to make sure that no piece of Σ_n sequence escapes to infinity, and Σ_n converges to an area minimizing surface Σ with $\partial_\infty\Sigma = \Gamma$. Hence, the following question becomes very interesting:

Question: Let Γ be a finite collection of disjoint simple closed curves in $S_\infty^1 \times \mathbb{R}$. Let Σ_n be a sequence of compact area minimizing surfaces in $\mathbb{H}^2 \times \mathbb{R}$ with $\partial\Sigma_n \rightarrow \Gamma \subset S_\infty^1 \times \mathbb{R}$. If Γ is not a tall curve, and the limit area minimizing surface $\Sigma = \lim \Sigma_n$ is not empty, what can be said about $\partial_\infty\Sigma$? Is it independent of the sequence $\{\Sigma_n\}$?

Let Γ , Σ_n , and Σ be as in the question above. By [ST], thin tails obstruct a curve Γ to bound a minimal surface Σ in $\mathbb{H}^2 \times \mathbb{R}$. Hence, at first glance, one might think that if we trim out the *thin tails* from Γ , we get a collection of

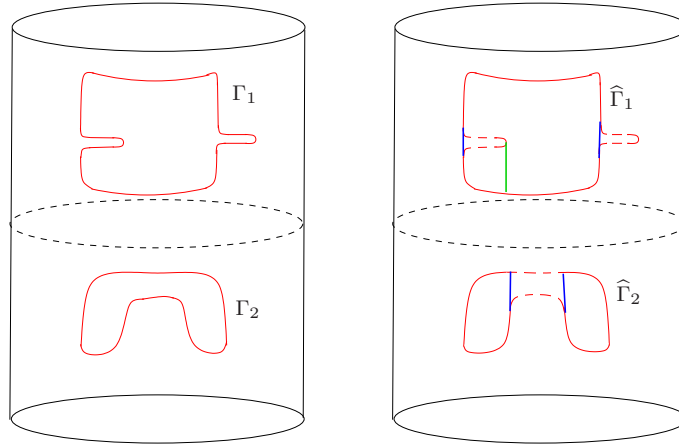


FIGURE 8. In the left, there are two curves Γ_1 and Γ_2 which are not tall. In the right, we give two examples tall curves $\hat{\Gamma}_1$ and $\hat{\Gamma}_2$ (blue modifications) obtained by removing thin tails (red dashes) from Γ_1 and Γ_2 . Notice that $\hat{\Gamma}_1$ is not unique as there might be other modifications (green) to get a tall curve from Γ_1 .

curves $\widehat{\Gamma}$ with $\partial_\infty \Sigma = \widehat{\Gamma}$. This is because by following the methods of [ST], it might be possible to show that near the thin tails of Γ , the sequence $\{\Sigma_n\}$ escapes to infinity (See Figure 8). Hence, we pose the following conjecture:

Conjecture 7.1. *Let Γ be a finite collection of disjoint simple closed curves in $S_\infty^1 \times \mathbb{R}$. Let Σ_n be a sequence of compact area minimizing surfaces in $\mathbb{H}^2 \times \mathbb{R}$ with $\partial \Sigma_n = \Gamma_n \rightarrow \Gamma$. If the area minimizing surface $\Sigma = \lim \Sigma_n$ is nonempty, then $\widehat{\Gamma} = \partial_\infty \Sigma$ is a tall curve with $\Gamma \Delta \widehat{\Gamma}$ is a collection of nullhomotopic short curves.*

Here, Δ represents the symmetric difference of sets, i.e. $A \Delta B = (A - B) \cup (B - A)$ and $\Gamma \Delta \widehat{\Gamma} = \gamma_1 \cup \dots \cup \gamma_n$ where $\gamma_i \subset \partial_\infty \mathbb{H}^2 \times (c_i, c_i + \pi)$ (See Figure 8). Intuitively, $\widehat{\Gamma}$ is nearest tall curve to Γ .

7.2. Fillable Curves.

In Section 5, when we relax the question from "existence of area minimizing surfaces" to "existence of minimal surfaces", we see that the picture completely changes. While Theorem 3.1 shows that if $h(\Gamma) < \pi$, there is no area minimizing surface Σ in $\mathbb{H}^2 \times \mathbb{R}$ with $\partial_\infty \Sigma = \Gamma$, we constructed many examples of short fillable curves Γ in $S_\infty^1 \times \mathbb{R}$ for any height in Section 5.

Again, by Sa Earp and Toubiana's nonexistence theorem (Theorem 2.4), if Γ contains a thin tail, then there is no minimal surface S in $\mathbb{H}^2 \times \mathbb{R}$ with $\partial_\infty S = \Gamma$. Hence, the following classification problem is quite interesting and wide open.

Question: [Asymptotic Plateau Problem for Minimal Surfaces]

For which curves Γ in $\partial_\infty(\mathbb{H}^2 \times \mathbb{R})$, there exists a minimal surface S in $\mathbb{H}^2 \times \mathbb{R}$ with $\partial_\infty S = \Gamma$.

Note that Kloeckner and Mazzeo have studied this problem, and constructed many families of examples. They have also studied the asymptotic behavior of these complete minimal surfaces in $\mathbb{H}^2 \times \mathbb{R}$ in [KM]. Furthermore, in [FMMR], the authors have recently studied the existence of vertical minimal annuli in $\mathbb{H}^2 \times \mathbb{R}$, and gave a very interesting classification. Note also that we discussed this problem for infinite curves in [Co5].

7.3. H-surfaces.

The constant mean curvature surfaces could be considered as a natural candidate to generalize our results. Hence, consider the following question:

Question: *What kind of surfaces can be embedded in $\mathbb{H}^2 \times \mathbb{R}$ as a complete H -surface for $0 < H < \frac{1}{2}$?*

In other words, is it possible to embed any open orientable surface S in $\mathbb{H}^2 \times \mathbb{R}$ as a complete H -surface for $0 < H < \frac{1}{2}$. A positive answer to these question would be a generalization of Theorem 5.2 to H -surfaces.

Unfortunately, it is hardly possible to generalize our methods to this problem. By [NSST], for $H > 0$, if Σ is an H -surface with $\partial_\infty \Sigma \neq \emptyset$ and $\Sigma \cup \partial_\infty \Sigma$ is a C^1 surface up to the boundary, then $\partial_\infty \Sigma$ must be a collection of a vertical line segments in $S_\infty^1 \times \mathbb{R}$. In particular, this implies the asymptotic Plateau problem practically has no solution for H -surfaces in $\mathbb{H}^2 \times \mathbb{R}$ since if Γ is a C^1 simple closed curve in $S_\infty^1 \times \mathbb{R}$, there is no H -surface Σ in $\mathbb{H}^2 \times \mathbb{R}$ where $\Sigma \cup \Gamma$ is a C^1 surface up to the boundary. Hence, because of this result, our methods for Theorem 5.2 cannot be generalized to this case. However, it might be possible to construct a complete H -surface Σ of any finite topology with only vertical ends, i.e. $\partial_\infty \Sigma$ consists of only vertical lines in $S_\infty^1 \times \mathbb{R}$.

7.4. Finite Total Curvature.

Our construction of area minimizing surfaces in $\mathbb{H}^2 \times \mathbb{R}$ produces surfaces of infinite total curvature. In [MMR], Martin, Mazzeo and Rodriguez recently showed that for any $g \geq 0$, there exists a complete, finite total curvature, embedded minimal surface Σ_{g,k_g} in $\mathbb{H}^2 \times \mathbb{R}$ with genus g and k_g ends for sufficiently large k_g . Even though this result is a great progress to construct examples of minimal surfaces of finite total curvature, the question of existence (or nonexistence) of minimal surfaces of finite total curvature with any finite topology is still a very interesting open problem.

It is well known that a complete, properly embedded, minimal surface in $\mathbb{H}^2 \times \mathbb{R}$ with finite total curvature has also finite topology [HR]. On the other hand, there are surfaces with finite topology which cannot be embedded in $\mathbb{H}^2 \times \mathbb{R}$ as a complete minimal surface with finite total curvature. For example, by [HNST], a twice punctured torus cannot be embedded as a complete minimal surface with finite total curvature into $\mathbb{H}^2 \times \mathbb{R}$. Hence, the following question becomes very interesting:

Question: *For which $g \geq 0$, and $k \geq 0$, there exists a complete embedded minimal surface S_k^g in $\mathbb{H}^2 \times \mathbb{R}$ with finite total curvature where S_k^g is an orientable surface of genus g with k ends?*

8. APPENDIX

8.1. Area Minimizing Catenoids in $\mathbb{H}^2 \times \mathbb{R}$.

In this section, we study the family of minimal catenoids \mathcal{C}_d described in [NSST], and show that for sufficiently large $d > 0$, a compact subsurface $S_d \subset \mathcal{C}_d$ near girth of the catenoid \mathcal{C}_d is an area minimizing surface.

First, we recall some results on the rotationally symmetric minimal catenoids \mathcal{C}_d [NSST, Prop.5.1]. Let (ρ, θ, z) represents the coordinates on $\mathbb{H}^2 \times \mathbb{R}$ with the metric $ds^2 = d\rho^2 + \sinh \rho d\theta^2 + dz^2$. Then

$$\mathcal{C}_d = \{(\rho, \theta, \pm \lambda_d(\rho)) \mid \rho \geq \sinh^{-1} d\} \text{ with } \lambda_d(\rho) = \int_{\sinh^{-1} d}^{\rho} \frac{d}{\sqrt{\sinh^2 x - d^2}} dx$$

The catenoid \mathcal{C}_d is obtained by rotating the generating curve γ_d about z -axis where $\gamma_d = \{(\rho, 0, \pm \lambda_d(\rho)) \mid \rho \geq \sinh^{-1} d\}$. Here, $\sinh^{-1} d$ is the distance of the rotation axis to the catenoid \mathcal{C}_d , i.e. the necksize of \mathcal{C}_d .

On the other hand, the asymptotic boundary of the catenoid \mathcal{C}_d is the a pair of circles of height $\pm h(d)$, i.e. $\partial_{\infty} \mathcal{C}_d = S_{\infty}^1 \times \{-h(d), +h(d)\} \subset S_{\infty}^1 \times \mathbb{R}$. Here, $h(d) = \lim_{\rho \rightarrow \infty} \lambda_d(\rho)$. By [NSST], $h(d)$ is monotone increasing function with $h(d) \searrow 0$ when $d \searrow 0$, and $h(d) \nearrow \frac{\pi}{2}$ when $d \nearrow \infty$. Hence, for any $d > 0$, the catenoid \mathcal{C}_d has height $2h(d) < \pi$ (See Figure 9).

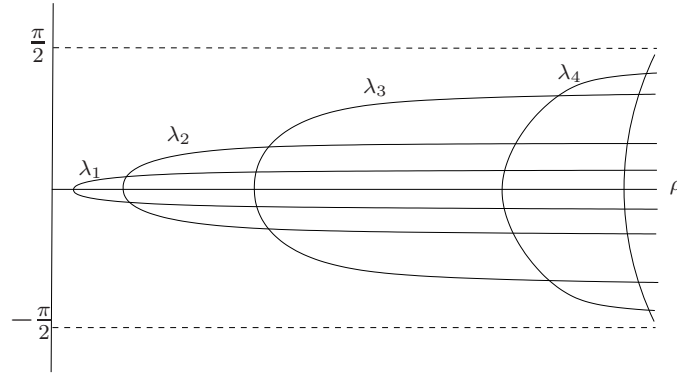


FIGURE 9. For $d_i < d_{i+1}$, λ_i represents the graphs of functions $\lambda_{d_i}(\rho)$ which are generating curves for the minimal catenoids \mathcal{C}_d . If $h(d) = \lim_{\rho \rightarrow \infty} \lambda_d(\rho)$, then $h(d)$ is monotone increasing with $h(d) \nearrow \frac{\pi}{2}$ as $d \rightarrow \infty$.

By Theorem 3.1, we know that the minimal catenoid \mathcal{C}_d is not area minimizing as $\partial_{\infty} \mathcal{C}_d$ is a short curve. However, we claim that for sufficiently large $d > 0$, the compact subsurfaces near the girth of \mathcal{C}_d is indeed area minimizing. In particular, we prove the following:

Lemma 8.1. *Let $S_d^{\rho} = \mathcal{C}_d \cap \mathbb{H}^2 \times [-\lambda_d(\rho), +\lambda_d(\rho)]$ be a compact subsurface of \mathcal{C}_d . Then, for sufficiently large $d > 0$, there is a $\hat{\rho}(d) > \sinh^{-1} d$ such that $S_d^{\hat{\rho}(d)}$ is an area minimizing surface.*

Proof: Consider the upper half of the minimal catenoid \mathcal{C}_d with the following parametrization, $\varphi_d(\rho, \theta) = (\rho, \theta, \lambda_d(\rho))$ where $\rho \geq \sinh^{-1} d$.

Hence, the area of S_d^ρ can be written as

$$|S_d^{\rho_0}| = 2 \int_0^{2\pi} \int_{\sinh^{-1} d}^{\rho_0} \sinh x \sqrt{1 + \frac{d^2}{\sinh^2 x - d^2}} dx d\theta$$

Notice that $\partial S_d^{\rho_0} = \gamma_{d,\rho_0}^+ \cup \gamma_{d,\rho_0}^-$ is a pair of round circles of radius ρ_0 in \mathcal{C}_d where $\gamma_{d,\rho_0}^\pm = \{(\rho_0, \theta, \pm \lambda_d(\rho_0)) \mid 0 \leq \theta \leq 2\pi\}$. By [NSST], only minimal surfaces bounding $\gamma_{d,\rho_0}^+ \cup \gamma_{d,\rho_0}^-$ in $\mathbb{H}^2 \times \mathbb{R}$ are subsurfaces of minimal catenoids \mathcal{C}_d and a pair of closed horizontal disks $D_{d,\rho_0}^+ \cup D_{d,\rho_0}^-$ where $D_{d,\rho_0}^\pm = \{(\rho, \theta, \pm \lambda_d(\rho_0)) \mid 0 \leq \rho \leq \rho_0, 0 \leq \theta \leq 2\pi\}$. In other words, D_{d,ρ_0}^\pm is an hyperbolic disk of radius ρ_0 with $z = \pm \lambda_d(\rho_0)$ in $\mathbb{H}^2 \times \mathbb{R}$. Recall that the area of an hyperbolic disk of radius ρ is equal to $2\pi(\cosh \rho - 1)$.

Hence, if we can show that $|S_d^\rho| < 2|D_\rho| = 4\pi(\cosh \rho - 1)$ for some $\rho > \sinh^{-1} d$, this implies $S_d^\rho \subset \mathcal{C}_d$ is an area minimizing surface in $\mathbb{H}^2 \times \mathbb{R}$, and we are done. Hence, we claim that there is a $\hat{\rho}(d) > \sinh^{-1} d$ such that $|S_d^\rho| < 2|D_\rho| = 4\pi(\cosh \rho - 1)$ where $\sinh^{-1} d < \rho < \hat{\rho}(d)$. In other words, we claim the following inequality:

$$I = \int_{\sinh^{-1} d}^\rho \sinh x \sqrt{1 + \frac{d^2}{\sinh^2 x - d^2}} dx < \cosh \rho - 1$$

Now, we separate the integral into two parts: $\int_{\sinh^{-1} d}^\rho = \int_{\sinh^{-1} d}^{\sinh^{-1}(d+1)} + \int_{\sinh^{-1}(d+1)}^\rho$, i.e. $I = I_1 + I_2$

For the first part, clearly

$$I_1 = \int_{\sinh^{-1} d}^{\sinh^{-1}(d+1)} \sinh x \sqrt{1 + \frac{d^2}{\sinh^2 x - d^2}} dx < d+1 \int_{\sinh^{-1} d}^{\sinh^{-1}(d+1)} \frac{\sinh x dx}{\sqrt{\sinh^2 x - d^2}}$$

Recall that $\cosh^2 x - \sinh^2 x = 1$. By substituting $u = \cosh x$, we get

$$I_1 < (d+1) \int_{\sqrt{1+d^2}}^{\sqrt{1+(d+1)^2}} \frac{du}{\sqrt{u^2 - (1+d^2)}} = (d+1) \log [u + \sqrt{u^2 - (1+d^2)}] \Big|_{\sqrt{1+d^2}}^{\sqrt{1+(d+1)^2}}$$

This implies

$$I_1 < (d+1) \log \frac{\sqrt{1+(d+1)^2} + \sqrt{2d+1}}{\sqrt{1+d^2}}$$

For large $d \gg 0$, we obtain

$$(d+1) \log \frac{\sqrt{1+(d+1)^2} + \sqrt{2d+1}}{\sqrt{1+d^2}} \sim (d+1) \log \frac{(\sqrt{d} + \frac{1}{\sqrt{2}})^2}{d}$$

where $f(d) \sim g(d)$ represents $\frac{f(d)}{g(d)} \rightarrow 1$. After substituting $s = \sqrt{d}$ in the expression above, we get

$$\sim 2s^2 \log \frac{s + 1/\sqrt{2}}{s} \sim 2s \log(1 + \frac{1}{\sqrt{2}s})^s \sim \sqrt{2}s = \sqrt{2d}$$

Hence, $I_1 < \sqrt{2d}$ for large $d \gg 0$.

For the second integral, we have $I_2 = \int_{\sinh^{-1}(d+1)}^{\rho} \sinh x \sqrt{1 + \frac{d^2}{\sinh^2 x - d^2}} dx$.

Notice that the integrand $\sinh x \sqrt{1 + \frac{d^2}{\sinh^2 x - d^2}} = \frac{\sinh^2 x}{\sqrt{\sinh^2 x - d^2}}$. Hence, as $\sinh x < \frac{e^x}{2}$ and $\sinh^2 x > \frac{e^{2x}-2}{4}$, we obtain

$$\int \frac{\sinh^2 x}{\sqrt{\sinh^2 x - d^2}} dx < \int \frac{e^{2x}}{2\sqrt{e^{2x} - (2 + 4d^2)}} dx = \frac{\sqrt{e^{2x} - (2 + 4d^2)}}{2}$$

As $\sinh^{-1} y = \log(y + \sqrt{1 + y^2})$, after cancellations, we get

$$I_2 < \frac{\sqrt{e^{2\rho} - (2 + 4d^2)} - \sqrt{8d + 2}}{2} \sim \frac{\sqrt{e^{2\rho} - (2 + 4d^2)}}{2} - \sqrt{2d}$$

This implies for large $d \gg 0$

$$I = I_1 + I_2 < \sqrt{2d} + \left(\frac{\sqrt{e^{2\rho} - (2 + 4d^2)}}{2} - \sqrt{2d} \right) = \frac{\sqrt{e^{2\rho} - (2 + 4d^2)}}{2}$$

Now by taking $\rho = \frac{3}{2} \log d$ for large $d \gg 0$, we obtain

$$I < \frac{\sqrt{e^{2\rho} - (2 + 4d^2)}}{2} \sim \frac{\sqrt{d^3 - (2 + 4d^2)}}{2} \sim \frac{(d^{\frac{3}{2}} - 2\sqrt{d})}{2} \sim \frac{d^{\frac{3}{2}}}{2} - \sqrt{d}$$

On the other hand,

$$\cosh \rho - 1 = \cosh\left(\frac{3}{2} \log d\right) - 1 = \frac{d^{\frac{3}{2}} + d^{-\frac{3}{2}}}{2} - 1 \sim \frac{d^{\frac{3}{2}}}{2}$$

This shows that for $\hat{\rho}(d) = \frac{3}{2} \log d$, $I < \cosh \hat{\rho}$ and hence $|S_d^{\hat{\rho}(d)}| < 2|D_{\hat{\rho}(d)}|$. Hence, the compact catenoid $S_d^{\hat{\rho}(d)}$ is an area minimizing surface in $\mathbb{H}^2 \times \mathbb{R}$. The proof follows. \square

Remark 8.2. Notice that in the lemma above, for $\hat{\rho}(d)$ is about $\frac{3}{2}$ times the neck radius of the catenoid \mathcal{C}_d , we showed that the compact slice $S_d^{\hat{\rho}(d)}$ in \mathcal{C}_d is an area minimizing surface. However, the comparison between $\frac{\sqrt{e^{2\rho} - (2 + 4d^2)}}{2}$ and $\cosh \rho$ indicates that if ρ_0 is greater than twice the neck radius of the catenoid \mathcal{C}_d (i.e. $\rho_0 > 2 \log(d)$), the estimates above become very delicate, and $S_d^{\rho_0}$ is no longer area minimizing. See Remark 8.5 for further discussion. Note also that any subsurface of an area minimizing

surface is automatically area minimizing. So, for any $\sinh^{-1}(d) < \rho < \widehat{\rho}(d)$, S_d^ρ is also an area minimizing surface.

Now, we will show that as $d \rightarrow \infty$ the height $2\widehat{h}(d)$ of the compact area minimizing catenoids $S_d^{\widehat{\rho}(d)}$ goes to π , i.e. $\widehat{h}(d) \rightarrow \frac{\pi}{2}$.

Lemma 8.3. *Let $\widehat{h}(d) = \lambda_d(\widehat{\rho}(d))$. Then, $\lim_{d \rightarrow \infty} \widehat{h}(d) = \frac{\pi}{2}$.*

Proof: By [NSST, Prop 5.1],

$$\lim_{d \rightarrow \infty} \widehat{h}(d) = \int_0^{s(\widehat{\rho}(d))} \frac{dt}{\cosh t}$$

By the same proposition, $s(\rho) = \cosh^{-1}(\frac{\cosh \rho}{\sqrt{1+d^2}})$. As $\widehat{\rho}(d) = \frac{3}{2} \log d$, then $s(\widehat{\rho}(d)) \sim \sqrt{d}$. This implies

$$\lim_{d \rightarrow \infty} \widehat{h}(d) = \int_0^\infty \frac{dt}{\cosh t} = \int_0^\infty \frac{du}{u^2 + 1} = \frac{\pi}{2}$$

□

Remark 8.4. Notice that this lemma implies that for any height $h_o \in (0, \pi)$, there exists an area minimizing compact catenoid S_d^ρ of height h_o . In other words, for any $h_o \in (0, \pi)$, there exists $d > 0$ with $h(d) > h_o$ such that $\mathcal{C}_d \cap \mathbb{H}^2 \times [-\frac{h_o}{2}, \frac{h_o}{2}]$ is an area minimizing compact catenoid in $\mathbb{H}^2 \times \mathbb{R}$. Recall also that any subsurface of area minimizing surface is also area minimizing.

Remark 8.5. [Pairwise Intersections of Minimal Catenoids $\{\mathcal{C}_d\}$]

With these results on the area minimizing subsurfaces S_d^ρ in the minimal catenoids \mathcal{C}_d in the previous part, a very interesting point deserves a brief discussion. Notice that by definition [NSST], for $d_1 < d_2$, the graphs of the monotone increasing functions $\lambda_{d_1} : [\sinh^{-1} d_1, \infty) \rightarrow [0, h(d_1))$ and $\lambda_{d_2} : [\sinh^{-1} d_2, \infty) \rightarrow [0, h(d_2))$ intersect at a unique point $\rho_o \in (\sinh^{-1} d_2, \infty)$, i.e. $\lambda_{d_1}(\rho_o) = \lambda_{d_2}(\rho_o)$ (See Figure 9).

This implies the minimal catenoids \mathcal{C}_{d_1} and \mathcal{C}_{d_2} intersect at two round circles α^\pm of radius ρ_o , where $\alpha^\pm = (\rho_o, \theta, \pm \lambda_{d_1}(\rho_o))$, i.e. $\mathcal{C}_{d_1} \cap \mathcal{C}_{d_2} = \alpha^+ \cup \alpha^-$.

Recall the well-known fact that two area minimizing surfaces with disjoint boundaries cannot "separate" a compact subsurface from interiors of each other. In other words, let Σ_1 and Σ_2 be two area minimizing surfaces with disjoint boundaries. If $\Sigma_1 - \Sigma_2$ has a compact subsurface S_1 with $\partial S_1 \cap \partial \Sigma_1 = \emptyset$ and similarly $\Sigma_2 - \Sigma_1$ has a compact subsurface S_2 with $\partial S_2 \cap \partial \Sigma_2 = \emptyset$, then $\Sigma'_1 = (\Sigma_1 - S_1) \cup S_2$ is an area minimizing surface with a singularity along ∂S_1 , which contradicts to the regularity of area minimizing surfaces (Lemma 2.10).

This argument shows that if both \mathcal{C}_{d_1} and \mathcal{C}_{d_2} were area minimizing surfaces, then they must be disjoint. Hence, both \mathcal{C}_{d_1} and \mathcal{C}_{d_2} cannot be area minimizing surfaces at the same time. In particular, the compact area minimizing surfaces $S_{d_1}^{\rho_1} \subset \mathcal{C}_{d_1}$ and $S_{d_2}^{\rho_2} \subset \mathcal{C}_{d_2}$ must be disjoint, too.

This observation suggest an upper bound for $\widehat{\rho}(d)$ we obtained in the previous part. Let $\iota(d)$ be the *intersection number* for \mathcal{C}_d defined as follows:

$$\iota(d) = \inf_{t>d} \{\rho_t \mid \lambda_d(\rho_t) = \lambda_t(\rho_t)\} = \sup_{t<d} \{\rho_t \mid \lambda_d(\rho_t) = \lambda_t(\rho_t)\}$$

The discussion above implies that $\widehat{\rho}(d) < \iota(d)$ as the area minimizing surfaces $S_{d_1}^{\rho_1} \subset \mathcal{C}_{d_1}$ and $S_{d_2}^{\rho_2} \subset \mathcal{C}_{d_2}$ must be disjoint.

8.2. Some related results on Area Minimizing Surfaces in $\mathbb{H}^2 \times \mathbb{R}$.

The following lemma rules out some special cases for asymptotic Plateau problem, and used in the proof of the bridge principle.

Lemma 8.6. *Let $\gamma_c = S_\infty^1 \times \{c\}$ represent the round circle in $S_\infty^1 \times \mathbb{R}$ with $\{z = c\}$. Let $\Gamma = \bigcup_{i=1}^N \gamma_{c_i} \bigcup_{j=1}^M \alpha_j$ where $\alpha_j = \{\theta_j\} \times [c_{j_1}, c_{j_2}]$ for some $\theta_j \in S_\infty^1$, and $c_i < c_{i+1}$. Then, there exists a $K_0 > \pi$ such that the following holds: If $c_{i+1} - c_i > K_0$ for any i , and Σ is an area minimizing surface in $\mathbb{H}^2 \times \mathbb{R}$ with $\partial_\infty \Sigma \subset \Gamma$, then Σ is a collection of horizontal planes, i.e. $M = 0$ and $\Sigma = \mathbb{H}^2 \times \{c_{i_1}, c_{i_2}, \dots, c_{i_k}\}$.*

Notice that the statement implies for such $K_0 > 0$, the asymptotic boundary of such an area minimizing surface cannot contain any vertical line segment.

Proof: Without loss of generality, we will assume $N = 2$ as the other cases are similar. We will divide the proof into two cases: $M = 1$ and $M > 1$.

Case 1: Assume $M = 1$, i.e. $\Gamma = \gamma_{c_1} \cup \gamma_{c_2} \cup \alpha_1$ where $\alpha_1 = \{\theta_1\} \times [c_1, c_2]$ for some $\theta_1 \in S_\infty^1$. Let Σ be the area minimizing surface in $\mathbb{H}^2 \times \mathbb{R}$ with $\partial_\infty \Sigma \subset \Gamma$. Recall that $c_2 - c_1 > K_0 > \pi$. Let R_i be a sequence of tall rectangles exhausting the region bounded by Γ , i.e. $R_i = \partial([\theta_1 + \epsilon_i, \theta_1 - \epsilon_i + 2\pi] \times [c_1 + \rho_i, c_2 - \rho_i])$ in $S_\infty^1 \times \mathbb{R}$ where $\epsilon_i \searrow 0$ and $\rho_i \searrow 0$. Clearly, R_i is disjoint from Γ for any i , and $R_i \rightarrow \Gamma$ as $i \rightarrow \infty$.

Let P_i be the unique area minimizing surface in $\mathbb{H}^2 \times \mathbb{R}$ with $\partial_\infty P_i = R_i$ (Lemma 2.15). By Lemma 3.6 and Remark 3.7, $\Sigma \cap P_i = \emptyset$ for any i . On the other hand, the explicit description of P_i in [ST] shows that P_i is foliated by horizontal equidistant curves $\beta_i^t = P_i \cap \mathbb{H}^2 \times \{t\}$ to the geodesic τ_i with $\partial_\infty \tau_i = \{\theta_1 + \epsilon_i, \theta_1 - \epsilon_i + 2\pi\}$. In particular, for $d_i(t) = d(\beta_i^t, \tau_i)$, $d_i(t) \rightarrow \infty$ as $t \rightarrow c_1$ or $t \rightarrow c_2$, while $d_i(c^*) < C_0$ where $c^* = \frac{c_1 + c_2}{2}$ (See the discussion before Lemma 2.15). Hence, as $i \rightarrow \infty$, τ_i and hence $\beta_i^{c^*}$ escapes to infinity. This shows P_i converges to two horizontal geodesic

planes $\mathbb{H}^2 \times \{c_1, c_2\}$. However, this implies $\Sigma \cap P_i \neq \emptyset$ for sufficiently large i unless $\partial_\infty \Sigma \subset \gamma_{c_1} \cup \gamma_{c_2}$. Hence, $M = 1$ case follows. \square

Case 2: Now, assume $M > 1$. By using a simple trick, we will reduce this case to $M = 2$. Let $\theta_0 \in S_\infty^1 - \{\theta_1, \theta_2, \dots, \theta_M\}$. Let τ be the geodesic in \mathbb{H}^2 with $\partial_\infty \tau = \{\theta_0, \theta_1\}$. Let φ be the hyperbolic isometry fixing τ pushing from θ_1 to θ_0 with translation length $l > 0$. Let $\hat{\varphi}$ be the isometry of $\mathbb{H}^2 \times \mathbb{R}$ with $\hat{\varphi}(x, t) = (\varphi(x), t)$. Then, define the sequence of area minimizing surfaces $\Sigma_n = \hat{\varphi}^n(\Sigma)$. Then, by Lemma 2.11, there exists a subsequence of $\{\Sigma_n\}$ converging to an area minimizing surface $\hat{\Sigma}$ in $\mathbb{H}^2 \times \mathbb{R}$. Let $\hat{\Gamma} = \partial_\infty \hat{\Sigma}$. By construction, $\hat{\Sigma}$ is invariant under $\hat{\varphi}$, then so is $\hat{\Gamma}$. As $\{\theta_0, \theta_1\}$ are the fixed points of φ , this implies $\hat{\Gamma} \subset \gamma_{c_1} \cup \gamma_{c_2} \cup \alpha_0 \cup \alpha_1$ where $\alpha_i = \{\theta_i\} \times [c_1, c_2]$.

We claim that $\hat{\Gamma} = \gamma_{c_1} \cup \gamma_{c_2} \cup \alpha_0 \cup \alpha_1$. Clearly, $\hat{\Gamma} \supset \gamma_{c_1} \cup \gamma_{c_2}$ by construction. Now, consider a component S of Σ with $\partial_\infty S \supset \alpha_1$ (possibly $\Sigma = S$). Since, we assumed $M > 1$, $\partial_\infty S$ must contain another α_{j_0} for some $j_0 > 1$. By Lemma 8.8, $\bar{S} = S \cup \partial_\infty S$ is a surface with boundary in $\overline{\mathbb{H}^2 \times \mathbb{R}}$. Consider the collection of curves $\lambda_c = S \cap \mathbb{H}^2 \times \{c\}$ for $c \in (c_1, c_2)$. As S is connected, there exist a $c \in (c_1, c_2)$ such that λ_c contains a infinite line l_c in $\mathbb{H}^2 \times \{c\}$ with $\partial_\infty l_c = \{\theta_1, \theta_j\}$. Let $l_c^n = \hat{\varphi}^n(l_c) \subset \Sigma_n \cap \mathbb{H}^2 \times \{c\}$. Then, by construction l_c^n converges to $\hat{l}_c \subset \hat{\Sigma} \cap \mathbb{H}^2 \times \{c\}$ where $\partial_\infty \hat{l}_c = \{\theta_1, \theta_0\}$. This proves that $\alpha_0 \cup \alpha_1 \supset \hat{\Gamma}$. Hence, we reduce the $M > 1$ case to $M = 2$ case.

Now, we will finish this case. Recall that by construction $\hat{\Sigma}$ is invariant by $\hat{\Sigma}$, i.e. $\hat{\varphi}(\hat{\Sigma}) = \hat{\Sigma}$. Because of this invariance, we first claim that $\hat{\Sigma} = \mathcal{P}_0 \cup \mathcal{P}_1$ where \mathcal{P}_i is the unique area minimizing plane with asymptotic boundary a rectangle R_i , i.e. $\partial_\infty \mathcal{P}_0 = R_0 = \partial([\theta_0, \theta_1] \times [c_1, c_2])$ and $\partial_\infty \mathcal{P}_1 = R_1 = \partial([\theta_1, \theta_0 + 2\pi] \times [c_1, c_2])$. In order to see this, let $\theta_2 = \frac{\theta_0 + \theta_1}{2}$ and $\theta_3 = \theta_2 + \pi$ in S_∞^1 . Let η be the geodesic in \mathbb{H}^2 with $\partial_\infty \eta = \{\theta_2, \theta_3\}$. Let $\mathcal{W} = \eta \times \mathbb{R}$ be the vertical plane in $\mathbb{H}^2 \times \mathbb{R}$. Consider $Z = \mathcal{W} \cap \hat{\Sigma}$. By construction, Z is a collection of curves with $\partial_\infty Z$ is the four points, $(\theta_2, c_1), (\theta_2, c_2), (\theta_3, c_1), (\theta_3, c_2)$. Invariance of $\hat{\Sigma}$ by $\hat{\varphi}$ implies that Z is the generating curves for $\hat{\Sigma}$. Assuming $\hat{\Sigma} \neq \mathbb{H}^2 \times \{c_1, c_2\}$, by [ST], we conclude that $Z = \mu_0 \cup \mu_1$ where μ_0 is the generating curve for \mathcal{P}_0 , and μ_1 is the generating curve for \mathcal{P}_1 such that $\partial_\infty \mu_0 = \{(\theta_2, c_1), (\theta_2, c_2)\}$ and $\partial_\infty \mu_1 = \{(\theta_3, c_1), (\theta_3, c_2)\}$. Now, even though the union $\mathcal{P}_0 \cup \mathcal{P}_1$ is a minimal surface in $\mathbb{H}^2 \times \mathbb{R}$, we will show that it is not an area minimizing surface, and finish the proof of Case 2.

Claim: $\mathcal{P}_0 \cup \mathcal{P}_1$ is not an area minimizing surface.

We will show that a sufficiently long annulus \mathcal{A} between \mathcal{P}_0 and \mathcal{P}_1 has less area than the sum of the areas of the corresponding disks D_0 in \mathcal{P}_0 and D_1 in \mathcal{P}_1 , i.e. $\partial\mathcal{A} = \partial D_0 \cup \partial D_1$ (See Figure 10).

Without loss of generality, let $c_1 = -K$ and $c_2 = K$, and $\theta_0 = 0$ and $\theta_1 = \pi$ in S_∞^1 . By [ST, Proposition 2.1 (1)] and Lemma 2.15, we have a very good understanding of the area minimizing planes \mathcal{P}_0 and \mathcal{P}_1 . By the symmetry, we will work with only \mathcal{P}_0 . Let v be the geodesic in \mathbb{H}^2 with $\partial_\infty v = \{\frac{\pi}{2}, \frac{3\pi}{2}\}$. Recall that \mathcal{P}_0 has the generating curve c_0 in the vertical plane $v \times \mathbb{R}$ where $\partial_\infty c_0 = \{(\frac{\pi}{2}, -K), (\frac{\pi}{2}, K)\}$. The parametrization of the generating curve c_0 has explicitly been given in the proof of [ST, Proposition 2.1] as $\lambda(\rho)$ for $d > 1$ (case (1)). Now, recall that $\partial_\infty \mathcal{P}_0 = R_0 = \partial([0, \pi] \times [-K, K])$. Let $t \in [-K, K]$ represent the height in $\mathbb{H}^2 \times \mathbb{R}$. Parametrize c_0 as $\lambda(t) = (\rho(t), t)$ in $v \times \mathbb{R}$, where $\rho(t)$ is the distance of $(0, t)$ to $c_0 \cap \mathbb{H}^2 \times \{t\}$.

Recall that τ is the geodesic in \mathbb{H}^2 with $\partial_\infty \tau = \{0, \pi\}$. Parametrize τ such that $\tau(s)$ is the signed distance from the origin for $s \in (-\infty, +\infty)$. In particular, $\tau(+\infty) = \pi$ and $\tau(-\infty) = 0$ in S_∞^1 . Let φ_t be the hyperbolic isometry fixing τ with translation length $t \in \mathbb{R}$. Then, by [ST], $\varphi_t(\mathcal{P}_0) = \mathcal{P}_0$ for any $t \in \mathbb{R}$. Let $\mathcal{P}_0 \cap \mathbb{H}^2 \times \{t\} = \eta_t$. Then by construction, η_t is the equidistant line to τ with distance $\rho(t)$. Parametrize η_t such that the closest point to $\tau(s)$ in η_t would be $\eta_t(s)$ for $s \in (-\infty, +\infty)$.

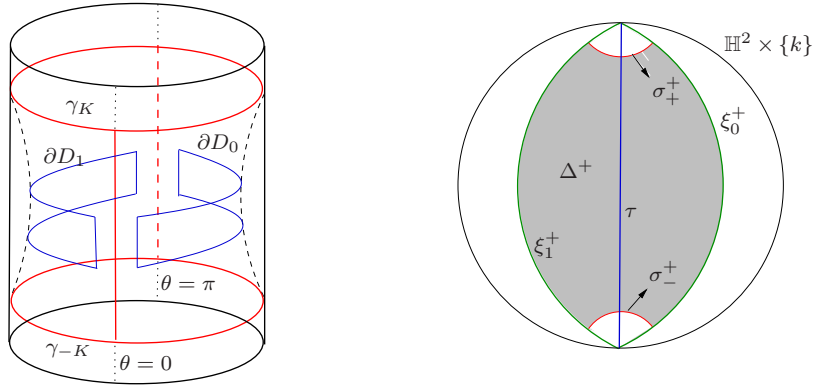


FIGURE 10. In the left, red curve represents $\widehat{\Gamma}$ in $S_\infty^1 \times \mathbb{R}$. Blue curves represents ∂D_i in \mathcal{P}_i . In the right, the domain Δ^+ is depicted in the banana region between equidistant lines to τ .

Now, we describe D_i in \mathcal{P}_i by defining its boundary ∂D_i . Like \mathcal{P}_0 and \mathcal{P}_1 , D_0 and D_1 will be symmetric with respect to $\mathcal{T} = \tau \times \mathbb{R}$ so let's only consider D_0 . ∂D_0 is a rectangle in \mathcal{P}_0 with the following four edges. Fix $k > \frac{\pi}{2}$ be the half height of rectangle with $k \ll K$. Let the upper edge ξ_0^+ be the segment in η_k between the points $\eta_k(-l)$ and $\eta_k(l)$ where

$l \gg 0$ will be determined later. Similarly, the lower edge ξ_0^- be the segment in η_{-k} between the points $\eta_{-k}(-l)$ and $\eta_{-k}(l)$. Let the short edges be the vertical paths ν_0^+ and ν_0^- in \mathcal{P}_0 with endpoints $\{\eta_k(l), \eta_{-k}(l)\}$ and $\{\eta_k(-l), \eta_{-k}(-l)\}$ respectively. Hence, D_0 is the rectangle in \mathcal{P}_0 with $\partial D_0 = \xi_0^+ \cup \nu_0^+ \cup \xi_0^- \cup \nu_0^-$. Similarly, define D_1 in \mathcal{P}_1 as $\partial D_1 = \xi_1^+ \cup \nu_1^+ \cup \xi_1^- \cup \nu_1^-$ as the symmetric rectangle with respect to the vertical plane \mathcal{T} (See Figure 10-left).

Now, we define the *competitor* annulus \mathcal{A} with $\partial \mathcal{A} = \partial D_0 \cup \partial D_1$. Let σ_+^+ be the geodesic between $\eta_k(l)$ and its reflection with respect to \mathcal{T} . Let σ_+^- be the reflection of σ_+^+ with respect to $v \times \mathbb{R}$. Let σ_-^+ be the reflection of σ_+^+ with respect to horizontal plane $\mathbb{H}^2 \times \{0\}$. Similarly, let σ_-^- be the reflection of σ_+^+ with respect to horizontal plane $\mathbb{H}^2 \times \{0\}$.

Now, let Δ^+ be the region in the horizontal plane $\mathbb{H}^2 \times \{+k\}$ such that $\partial \Delta^+ = \xi_0^+ \cup \sigma_+^+ \cup \xi_1^+ \cup \sigma_+^-$ (See Figure 10-right). Let Δ^- be the reflection of Δ^+ with respect to horizontal plane $\mathbb{H}^2 \times \{0\}$. Let Ω^+ be the region in the vertical plane containing σ_+^+ and σ_+^- such that $\partial \Omega^+ = \sigma_+^+ \cup \nu_0^+ \cup \sigma_+^- \cup \nu_1^+$. Similarly, define Ω^- in the opposite side. Hence, $\mathcal{A} = \Delta^+ \cup \Delta^- \cup \Omega^+ \cup \Omega^-$. Then, we have $\partial \mathcal{A} = \partial D_0 \cup \partial D_1$.

Let $|\cdot|$ represent the area. We claim that $|\mathcal{A}| < |D_0| + |D_1|$ for sufficiently large $l > 0$ and $K > 0$. First, note that $|D_i| > 4kl$ as $2k$ is the height of the rectangle D_i , and any horizontal segment $\eta_t \cap D_i$ has length greater than $2l$ by construction.

Consider $|\mathcal{A}|$. Δ^+ belongs to the banana region in $\mathbb{H}^2 \times \{k\}$ bounded by η_k and its reflection. Let $\beta(t)$ be the asymptotic angle between the geodesic τ and the equidistant line η_t . Note that there is a one to one correspondence between the equidistance $\rho(t)$ and the angle $\beta(t)$. Let $\beta_0 = \beta(k)$. In this setting, if $t \rightarrow K$, then $\rho(t) \rightarrow \infty$ and $\beta(t) \rightarrow \frac{\pi}{2}$. Then, a simple computation shows that $|\Delta^+| = 4l \cdot \tan \beta_0$. On the other hand, $|\Omega^\pm| < 2k \|\sigma_+^\pm\|$ as Ω^+ is a rectangle in the vertical plane with height $2k$ and all horizontal segments has length $2\rho(t)$ for $t \in [0, k]$. As $\|\sigma_+^\pm\| = 2\rho(k)$, we have $|\Omega^\pm| < 4k\rho(k)$.

Hence, we have

$$|\mathcal{A}| = 2|\Delta| + 2|\Omega| < 4l \tan \beta_0 + 8k\rho(k)$$

Since $|D_i| > 4kl$, $|\mathcal{A}| < |D_0| + |D_1|$ is equivalent to say that

$$8k\rho(k) < 4l \cdot (2k - \tan \beta_0)$$

Now, fix $k > \frac{\pi}{2}$. Notice that by the explicit description of \mathcal{P}_i in [ST], if the height of \mathcal{P}_i , $K \rightarrow \infty$ then $\beta_0 \rightarrow 0$ and $\rho(k) \rightarrow 0$. Hence, by choosing K sufficiently large, we can make sure that $\tan \beta_0 < 2k$. Then, for sufficiently large $l > 0$, we have the desired inequality. The proof of the Claim and Case 2 follows. \square

Now, we will finish the proof of the lemma. So far, we have shown that if Σ is an area minimizing surface in $\mathbb{H}^2 \times \mathbb{R}$ with $\partial_\infty \Sigma \subset \bigcup_{i=1}^N \gamma_{c_i} \bigcup_{j=1}^M \alpha_j$, then $\partial_\infty \Sigma \subset \bigcup_{i=1}^N \gamma_{c_i}$. In other words, we prove that the asymptotic boundary of such an area minimizing surface cannot have any vertical segments. Now, we will show that every component of Σ is a horizontal plane. In particular, assume that a component S of Σ contains more than 1 horizontal circle, say $\gamma_{c_1} \cup \gamma_{c_2}$. By assumption, $|c_1 - c_2| > K_0 > \pi$. Let $[d_1, d_2] \subset (c_1, c_2)$ with $d_2 - d_1 = \pi$. Then, consider the parabolic catenoid \mathcal{C} with $\partial_\infty \mathcal{C} = \gamma_{d_1} \cup \gamma_{d_2} \cup \alpha$ where α is the vertical segment corresponding to $\{0\} \times [d_1, d_2]$ in upper half space model. In particular, in the upper half space model, $\mathcal{C} = \sigma \times \mathbb{R}$ where σ is the generating curve in xy -plane \mathbb{H}^2 with $\partial_\infty \sigma = \{(d_1, 0), (d_2, 0)\}$. Let $\varphi_\lambda(x, y, z) = (\lambda x, \lambda y, z)$ be the isometry of $\mathbb{H}^2 \times \mathbb{R}$ in the upper half space model. Then, let $\mathcal{C}_\lambda = \varphi_\lambda(\mathcal{C})$ is another parabolic catenoid with generating curve $\lambda \cdot \sigma$. Now, for sufficiently small $\lambda > 0$, $\mathcal{C} \cap S = \emptyset$. On the other hand, when $\lambda \rightarrow \infty$, \mathcal{C} converges to $\mathbb{H}^2 \times \{d_1, d_2\}$. This means if $\partial_\infty S \supset \gamma_{c_1} \cup \gamma_{c_2}$, by increasing λ , for some $\lambda_0 > 0$, we can find the first point of touch between S and \mathcal{C}_{λ_0} . However, this contradicts to the maximum principle.

Finally, we will show that if $\Gamma = \bigcup_{i=1}^N \gamma_{c_i}$ ($M = 0$), then Σ is indeed a collection of horizontal planes. Assume that there is a component S in Σ with $\partial_\infty S = \gamma_{c_j} \cup \gamma_{c_k}$. Since $h(\Gamma) = K_0 > \pi$, let $[e^-, e^+] \subset (c_j, c_k)$ with $e^+ - e^- = \pi$. Let \mathcal{C} be Daniel's parabolic catenoid with $\partial_\infty \mathcal{C} = \gamma_{e^+} \cup \gamma_{e^-}$. We can push \mathcal{C} towards $S_\infty^1 \times \mathbb{R}$ as much as we want by using isometries so that we can assume $\mathcal{C} \cap S = \emptyset$. Then, by pushing \mathcal{C} towards S by using the isometries, we will get a first point of touch, which contradicts to the maximum principle. This proves that Σ must be a collection of horizontal planes, i.e. $\Sigma = \bigcup_{i=1}^N \mathbb{H}^2 \times \{c_i\}$. The proof follows. \square

Remark 8.7 (Bridge height K_0). Note that the above lemma is the only reason we need large K_0 for the vertical bridge principle. However, the constant K_0 in the lemma above might be highly improved (conjecturally $K_0 = \pi$) by using similar ideas. In particular, the estimates we use in Lemma 7.6 are very rough, and by using the explicit description of the generating curve for \mathcal{P}_i in [ST], one can choose $k \in (\pi, h(\Gamma))$ more elegantly. Then, by choosing l sufficiently large, one might get vertical bridge principle for all tall curves ($h(\Gamma) > \pi$), not just curves with $h(\Gamma) > K_0$. Furthermore, it might also be possible to prove a similar result for any collection of arcs $\{\alpha_i\}$ without the verticality condition on α_i .

The techniques in Theorem 3.1 also provide an elementary proof for the following result.

Lemma 8.8. *Let Σ be an area minimizing surface in $\mathbb{H}^2 \times \mathbb{R}$. Let $\overline{\Sigma}$ be the closure of Σ in $\overline{\mathbb{H}^2 \times \mathbb{R}}$, and let $\Gamma = \partial_\infty \Sigma$. If Γ is a tall curve, then $\overline{\Sigma}$ is a surface with boundary.*

Proof: By Step 1 in Theorem 3.1, and Corollary 3.5, $\Sigma \subset MCH(\Gamma)$. This will imply $\overline{\Sigma} = \Sigma \cup \Gamma$ as follows. Let p be point in Γ , and let U_p be a sufficiently small neighborhood of p in $\overline{\mathbb{H}^2 \times \mathbb{R}}$ so that $U_p \cap \Gamma$ is a small arc γ_p in Γ . We claim that $\overline{\Sigma} \cap U_p$ is an embedded surface with boundary.

There are two cases. Either γ_p is vertical, or not. Assume that γ_p is not a vertical segment. Consider the upper half space model for $\mathbb{H}^2 \times \mathbb{R}$, and without loss of generality, let $p = (0, 0, 0)$. As in Step 2 of Theorem 3.1, let $\hat{\psi}_t(x, y, z) = (tx, ty, z)$ be the isometry of $\mathbb{H}^2 \times \mathbb{R}$. Let $\Sigma_n = \hat{\psi}_n(\Sigma)$. Then, the sequence $\{\Sigma_n\}$ has a subsequence converging to $\hat{\Sigma}$ with $\partial_\infty \hat{\Sigma} = \hat{\Gamma}$ by Lemma 2.11. Let $\hat{\gamma}$ be the component of $\hat{\Gamma}$ containing p . Since γ_p is not vertical, $\hat{\gamma}$ is either the straight line $l = \mathbb{R} \times \{0\} \times \{0\}$ (x -axis) or a half line $l^\pm = \mathbb{R}^\pm \times \{0\} \times \{0\}$. Since Γ is tall, Γ does not have any thin tail (Definition 2.3). This excludes the case $\hat{\gamma}$ is a half line, and hence $\hat{\gamma} = l$. In particular, in cylindrical model, this shows $\hat{\gamma} = S_\infty^1 \times \{0\}$. As Γ is tall, by the proof of Lemma 8.6 (the last paragraph), the component T of $\hat{\Sigma}$ with $\partial_\infty T \supset \hat{\gamma}$ is the horizontal plane $\mathbb{H}^2 \times \{0\}$, i.e. $T = \mathbb{H}^2 \times \{0\}$. Note that the isometry $\hat{\psi}_n$ fixes the z -direction. As $\Sigma_n \rightarrow \hat{\Sigma}$, this proves that Σ_n is graph over $\mathbb{H}^2 \times \{0\}$ near p for sufficiently large n . As Σ_n is isometric image of Σ , this shows that $\overline{\Sigma} \cap U_p$ is an embedded surface with boundary.

In the second case, we will assume γ_p is vertical. Again, assume $\alpha_p = \{0\} \times \{0\} \times [-c, +c]$. Similarly, define $\Sigma_n = \hat{\psi}_n(\Sigma)$, $\hat{\Sigma}$, and $\hat{\Gamma}$ as before. Let $l_c^+ = \mathbb{R}^+ \times \{0\} \times \{c\}$, and $l_c^- = \mathbb{R}^- \times \{0\} \times \{c\}$. Similarly define l_{-c}^\pm . By construction, $\hat{\Gamma}$ is either $l_c^+ \cup l_{-c}^+$ or $l_c^- \cup l_{-c}^-$, say Case A, or $l_c^+ \cup l_{-c}^-$ or $l_c^- \cup l_{-c}^+$, say Case B. The first two cases (Case A) are similar, and last two cases (Case B) are similar.

In cylindrical model, $\hat{\Gamma}$ correspond to the tall rectangle $R = [0, \pi] \times [-c, c]$ (or $R = [\pi, 2\pi] \times [-c, c]$) in Case A. In this case, as Γ is tall, this shows that γ_p belongs to a vertical segment α_p longer than π in Γ , i.e. $c > \frac{\pi}{2}$. There is a unique area minimizing surface P with $\partial_\infty P = R$ by Lemma 2.15. This proves that $\hat{\Sigma} = P$ and hence $\overline{\Sigma} \cap U_p$ is an embedded surface with boundary as before.

In Case B, $\hat{\Gamma}$ correspond to the curve $R' = (\{0\} \times [-c, c]) \cup ([0, \pi] \times \{c\}) \cup (\{\pi\} \times [-c, c]) \cup ([\pi, 2\pi] \times \{-c\})$. Again, R' bounds a unique area minimizing surface, which is a graph over $\mathbb{H}^2 \times \{0\}$ by [ST, Proposition 2.1 (3)]. The proof follows. \square

Remark 8.9. Note that Kloneckner and Mazzeo proved higher order asymptotic regularity for minimal surfaces in $\mathbb{H}^2 \times \mathbb{R}$ by using different techniques in [KM] (see also Lemma 2.9).

REFERENCES

- [An] M. Anderson, *Complete minimal varieties in \mathbb{H}^n* , Invent. Math. (1982) 477–494.
- [CHR] P. Collin, L. Hauswirth and H. Rosenberg, *Properly immersed minimal surfaces in a slab of $\mathbb{H}^2 \times \mathbb{R}$* , Arch. Math. **104** (2015) 471–484.
- [CR] P. Collin and H. Rosenberg, *Construction of harmonic diffeomorphisms and minimal graphs*, Annals of Math. **172** (2010) 1879–1906.
- [CMT] B. Coskunuzer, W.H. Meeks and G. Tinaglia, *Non-properly Embedded H-Planes in $\mathbb{H}^2 \times \mathbb{R}$* , Math. Ann. **370** (2018) 1491–1512.
- [Co1] B. Coskunuzer, *H-Surfaces with Arbitrary Topology in \mathbb{H}^3* , J. Geom. Anal. **27** (2017) 1211–1236.
- [Co2] B. Coskunuzer, *On the number of solutions to the asymptotic Plateau problem*, J. Gokova Geom. Top. **5** (2011) 1–19.
- [Co3] B. Coskunuzer, *Asymptotic H-Plateau Problem in \mathbb{H}^3* , Geom. & Top. **20** (2016) 613–627.
- [Co4] B. Coskunuzer, *Embedded H-Planes in Hyperbolic 3-Space*, Trans. Amer. Math. Soc. **371** (2019) 1253–1269.
- [Co5] B. Coskunuzer, *Asymptotic Plateau Problem in $\mathbb{H}^2 \times \mathbb{R}$* , Selecta Math **24** (2018) 4811–4838.
- [Da] B. Daniel, *Isometric immersions into $\mathbb{S}^n \times \mathbb{R}$ and $\mathbb{H}^n \times \mathbb{R}$ and applications to minimal surfaces*, Trans. Amer. Math. Soc. **361** (2009) 6255–6282.
- [Fe] H. Federer, *Geometric measure theory*, Springer-Verlag, New York 1969.
- [FMM] L. Ferrer, F. Martin and W. H. Meeks III, *Existence of proper minimal surfaces of arbitrary topological type*, Adv. Math. **231** (2012) 378–413.
- [FMMR] L. Ferrer, F. Martin, R. Mazzeo and M. Rodriguez, *Properly embedded minimal annuli in $\mathbb{H}^2 \times \mathbb{R}$* , Math. Ann. **375** (2019) 541–594.
- [HR] L. Hauswirth, and H. Rosenberg, *Minimal surfaces of finite total curvature in $\mathbb{H}^2 \times \mathbb{R}$* , Mat. Contemp. **31** (2006) 65–80.
- [HRS] L. Hauswirth, H. Rosenberg, and J. Spruck, *Infinite boundary value problems for CMC graphs in $\mathbb{H}^2 \times \mathbb{R}$ and $S^2 \times \mathbb{R}$* , Amer. J. Math. **131** (2009) 195–226.
- [HNST] L. Hauswirth, B. Nelli, R. Sa Earp, and E. Toubiana, *A Schoen theorem for minimal surfaces in $\mathbb{H}^2 \times \mathbb{R}$* , Adv. Math. **274** (2015) 199–240.
- [KM] B. Kloneckner, and R. Mazzeo, *On the asymptotic behavior of minimal surfaces in $\mathbb{H}^2 \times \mathbb{R}$* , Indiana Univ. Math. J. **66** (2017) 631–658.
- [MMR] F. Martin, R. Mazzeo, and M. Rodriguez, *Minimal surfaces with positive genus and finite total curvature in $\mathbb{H}^2 \times \mathbb{R}$* , Geometry & Topology **18** (2014) 141–177.
- [MW] F. Martin and B. White, *Properly Embedded Area Minimizing Surfaces in Hyperbolic 3-space*, J. Diff. Geom. **97** (2014) 515–544.
- [Mo] F. Morabito, *A Costa-Hoffman-Meeks type surface in $\mathbb{H}^2 \times \mathbb{R}$* , Trans. Amer. Math. Soc. **363** (2011) 1–36.
- [MoR] F. Morabito and M. Rodriguez, *Saddle towers and minimal k-noids in $\mathbb{H}^2 \times \mathbb{R}$* , J. Inst. Math. Jussieu, **11** (2012) 333–349.
- [MR] F. Martin, and M. Rodriguez, *Non-simply connected minimal planar domains in $\mathbb{H}^2 \times \mathbb{R}$* , Trans. Amer. Math. Soc. **12** (2013) 6167–6183.

- [MRR] L. Mazet,, M.M. Rodriguez, and H. Rosenberg, *The Dirichlet problem for the minimal surface equation*, Proc. Lond. Math. Soc. **102** (2011) 985–1023.
- [NSST] B.Nelli, R. Sa Earp, W. Santos, and E. Toubiana, *Uniqueness of H -surfaces in $\mathbb{H}^2 \times \mathbb{R}$, $|H| \leq 1/2$* , Ann. Global Anal. Geom. **33** (2008) 307–321.
- [NR] B. Nelli and H. Rosenberg, *Minimal surfaces in $\mathbb{H}^2 \times \mathbb{R}$* , Bull. Braz. Math. Soc. **33** (2002) 263–292.
- [Py] J. Pyo, *New complete embedded minimal surfaces in $\mathbb{H}^2 \times \mathbb{R}$* , Ann. Global Anal. Geom. **40** (2011) 167–176.
- [PR] J. Pyo and M. Rodriguez, *Simply-connected minimal surfaces with finite total curvature in $\mathbb{H}^2 \times \mathbb{R}$* , IMRN (2014) 2944–2954.
- [RT] M.M. Rodriguez, and G. Tinaglia, *Non-proper complete minimal surfaces embedded in $\mathbb{H}^2 \times \mathbb{R}$* , IMRN (2015) 4322–4334.
- [ST] R. Sa Earp and E. Toubiana, *An asymptotic theorem for minimal surfaces and existence results for minimal graphs in $\mathbb{H}^2 \times \mathbb{R}$* . Math. Ann. **342** (2008) 309–331.

UT DALLAS, DEPT. MATH. SCIENCES, RICHARDSON, TX 75080

E-mail address: coskunuz@utdallas.edu