

tinyNBI: Distilling an API from essential OpenFlow abstractions

C. Jasson Casey
Texas A&M University
jasson.casey@tamu.edu

Andrew Sutton
University of Akron
asutton@uakron.edu

Alex Sprinston
Texas A&M University
spalex@tamu.edu

ABSTRACT

If simplicity is a key strategy for success as a network protocol OpenFlow is not winning. At its core OpenFlow presents a simple idea, which is a network switch data plane abstraction along with a control protocol for manipulating that abstraction. The result of this idea has been far from simple: a new version released each year, five active versions, complex feature dependencies, unstable version negotiation, lack of state machine definition, etc. This complexity represents roadblocks for network, software, and hardware engineers.

We have distilled the core abstractions present in 5 existing versions of OpenFlow and refactored them into a simple API called tinyNBI. Our work does not provide high-level network abstractions (address pools, VPN maps, etc.), instead it focuses on providing a clean low level interface that supports the development of these higher layer abstractions. The goal of tinyNBI is to allow configuration of all existing OpenFlow abstractions without having to deal with the unique personalities of each version of OpenFlow or their level of support in target switches.

1. INTRODUCTION

Software Defined Networking provides the promise of allowing applications to control underlying network services without having to know the details of specific network equipment. Unfortunately, the OpenFlow protocol does not truly deliver on that promise. While OpenFlow does provide an interface that allows software control of switches, it also moves the burden of managing all that variability up to the programmer of OpenFlow applications. For example, in OpenFlow 1.3, in order to install an entry in a flow table, the programmer must ensure the following for each switch target:

1. the target table exists,
2. the target table has capacity,
3. the desired matching set is supported,
4. the desired instruction set is supported,
5. the desired action set is supported, and
6. target ports, groups, and meters exist.

It also gets worse. The desired abstractions and semantics, based on an OpenFlow 1.3 model, may not be present on all the target switches. An application has to handle these variations with abstractions present in some switches and missing

in others. Several versions of the same OpenFlow application may need to be defined in order to accommodate the different versions of switches in the network, and each application would need to be cognizant of the variability present in each switch.

For network engineers tasked with the development of OpenFlow applications, the current model is untenable. While the OpenFlow protocols do enable the software-based definition of network applications, they do so by shifting the burden of managing variability to the programmer. Managing this degree of variability in source code is costly; it results in brittle abstractions that are prone to errors and are difficult to maintain. What is needed is a programming interface that, minimally, satisfies the following requirements.

1. The interface *must* expose clearly defined abstractions that represent SDN dataplane primitives.
2. These abstractions *must* represent structure and features common to all versions of the OpenFlow protocol, and structure and semantics in a lower version of the protocol must be a *subset* of structure and semantics in succeeding versions.
3. The API (Application Programming Interface) *must* provide access to these abstractions and the major functionality associated with them, including querying capabilities, configuration, and statistics, and modifying configuration.
4. The API *must* provide a mechanism for the application to declare the set of primitives and capabilities required for execution on a connected switch.
5. The API *should* allow for the developer indicate which capabilities may be offloaded from a target switch.

An API satisfying these requirements can be used to build OpenFlow applications, high performance controllers, and application libraries. In this paper, we describe TinyNBI, a minimal Northbound Interface (NBI) that satisfies these requirements. We present the interface as, first an abstract specification of a switch, enumerating its primitive abstractions: connection, datapath, flow table, flow, match, instruction, action, port, group, queue, and meter. Second, we present a C API for interfacing the primitives of the abstract model. The interface is comprised of a small set of C functions that can be used to access the major functionality re-

quired by the OpenFlow specifications. We explain how the interface satisfies the requirements listed above.

Figure 1 shows the relationship of tinyNBI relative to an OpenFlow protocol stack, a high performance controller, and OpenFlow applications. We are in the process of implementing tinyNBI as part of the nocontrol controller [2] in order to support these applications.

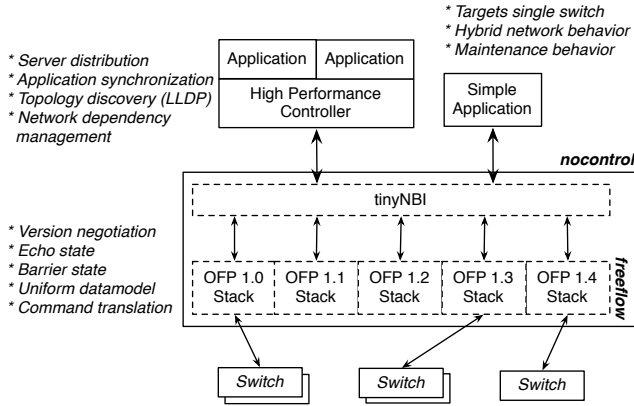


Figure 1: tinyNBI Relationships

2. BACKGROUND

OpenFlow has a unique personality like no other network protocol. We were introduced to these peculiarities while building a low-level OpenFlow protocol stack that supported versions: 1.0, 1.1, 1.2, 1.3.0, and 1.3.1. The stack provided facilities to create and manage: messages, state machines, system interfaces, and configurations. The intended use of this stack was to build controllers, switch-agents, applications, and benchmarks for experimentation. This work is now part of the Flowgrammable OpenFlow protocol stack [2], and was a finalist in the ONF’s OpenFlow Driver competition. With that said, we were unsuccessful at keeping the interface simple in the face of multiple versions of OpenFlow, and differing capabilities of switches. What follows is a short description of the issues we encountered.

OpenFlow is a collection of standards, not a single standard. What most people think of as OpenFlow is known as the core switch specification; however, there are many other OpenFlow standards such as: configuration, test, and conformance. Within the core switch specification there are currently five published 1.X standards, several minor patches, and many extension packages. There has been a new version of the standard every year for the last five years, and unfortunately this trend does not seem likely to end soon.

There is a high degree of variability between each version of the standard. Each version of OpenFlow specifies an interface, and the collection of abstractions present in a switch that can be manipulated. The types of abstractions and their scope grows with each successive version of

OpenFlow. Many of these abstractions are not mandated the standard. A properly behaving application must first determine that a desired feature is provided under the version of OpenFlow that was negotiated for the target switch, and then determine if the target switch actually supports this feature. This process can quickly turn even the simplest of applications into a mess with extremely complex branching to test for all acceptable scenarios.

Figure 2 illustrates a of subset of abstractions from five versions of OpenFlow. Capabilities that switch must provide are shown as ‘required’, while capabilities defined but not mandated are shown as ‘optional’. The general trend of new abstractions in each version is obvious. However, its more interesting to note that more than half of these abstractions are optional. To make matters even more complicated, these capabilities may be hierarchical. Some of these abstractions come in sets, where each item of the set may have its own unique capabilities.

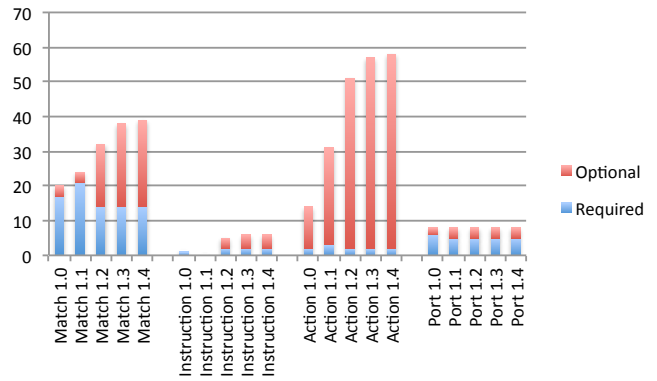


Figure 2: Variability in Capabilities

The growth of abstractions in successive versions of the protocol have largely been additive. This is a useful property when considering a version agnostic view of the abstractions. Unfortunately, the interface provided that manipulates these abstractions has changed drastically. The method to use in determining capabilities can change from each version of OpenFlow. For instance, determining action capabilities is performed in three unique ways depending on version.

There are several programming languages that have been developed to model OpenFlow primitives. Some of these languages include: Frenetic [3, 4, 1], and Maple [6, 5]. Our work differs from these languages in several ways. First, while tinyNBI is specified in C, it is a language independent data model and interface. We do not force users to use a specific language. Second, our abstractions provide a complete set of OpenFlow semantics (meters, groups, multiple flow tables, metadata, write, apply, actions, etc.). Third, our contribution handles multiple concurrent OpenFlow versions and varying switch capabilities without placing additional effort on the application developer.

Additionally, there has been some preliminary work to address the non uniformity of capability support across target switches. NOSIX [7] presents a high-level interface and defines a mechanism for meeting low-level details of a target switch with driver development.

3. OPENFLOW DISTILLED

TinyNBI is a data model and interface that abstracts many the eccentricities of OpenFlow, while maintaining a low-level of abstraction. The purpose of tinyNBI is to provide a foundational interface for the development of higher level network abstractions.

The core of tinyNBI is the data model, displayed in Figure 3. This data model makes a clear distinction between control plane and data plane abstractions, both of which are necessary. Each abstraction has three components: **configuration**, **capabilities**, and **statistics**. Configuration is data that is modifiable by the interface and changes the behavior of the abstraction. Capabilities are a non-modifiable state that describes the range of behaviors of an abstraction, which could be limited to a single behavior. Finally, statistics are read-only data that provides some description of how the abstraction has behaved.

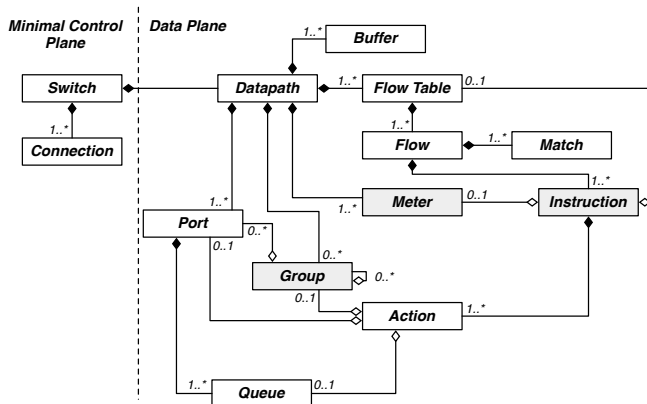


Figure 3: Unified Switch Datamodel

Each abstraction present in Figure 3 can be targeted directly with the tinyNBI API. OpenFlow itself sometimes requires indirect methods to retrieve information pertaining to a specific abstraction. The implementation of tinyNBI will ensure the appropriate OpenFlow interface is used. Datapath is not an abstraction present in the OpenFlow specification; however, we feel it is a necessary root abstraction for the data plane side of a switch. It is more meaningful to a developer to ask the table capacity and fragmentation reassembly behavior of the datapath.

Another important observation is that four of the abstractions represent finite addressable resources: flow tables, flows, meters, and groups. Programmatically, resources are notoriously prone to leakage (memory, sockets, etc.). While

OpenFlow combines the act of allocation and initialization TinyNBI provides programmers with a clear separation between these activities. This is to allow familiar resource management techniques, such as Resource Initialization as Acquisition (RAII), to be used for safer program behavior.

Not all abstractions are present in all versions of OpenFlow, for instance the gray boxes in Figure 3 are not present in version 1.0 of standard. Abstractions absent in a switch are handled in one of three ways: seamless emulation, switch offload, or error indication. Seamless emulation involves defining the abstraction but with a limited set of capabilities. These capabilities are then provided by using semantically equivalent operations that are present. For instance, 1.0 action sets are equivalent to the 1.1+ Instruction Apply. Switch offload involves offloading the missing switch functionality to the controller. While this procedure will not be as efficient as switch processing, it can give the appearance of seamless functionality.

As has been demonstrated in both the security and graphics communities, having a common interface with software offload when hardware is not present can still be quite useful. Finally, there are some scenarios where it is never acceptable to provide the missing behavior. In these scenarios we provide the calling application with an explicit error indication.

4. PROGRAMMING INTERFACE

tinyNBI is not a high level interface; it only provides access to the elements of the abstract model, their properties, and major functionality. It does not try, for example, to codify support for representing network topology, switching, routing, load balancing, provisioning, or even operational aspects of network management. We see those as applications or abstractions relying on a solid foundation: the tinyNBI model. The API provides direct support for the creation of higher level applications and programming models.

A particular concern of the API is independence from the ever-changing structure and semantics of the OpenFlow specification. The abstract switch described in Section 3 provides a basis for an API that evolves incrementally. That is, the addition of new features does not modify the structure or semantics of existing model elements. The API also embraces this idea by hiding data and functionality behind a procedural interfaces. The amount of data, represented by structures or records, is minimal.

The API is specified as an interface in the C Programming Language. We choose this approach in order to achieve maximum portability achieve greater re-use potential, and is inspired by the POSIX specification and typical system call interface of C runtime libraries.

Elements of the model are accessed using descriptors: integer values that denote an element in the model. Direct access to those structures is not available. Arguments passed to the procedural interface are passed as integers or pointers to (mostly) opaque types. This allows the tinyNBI implementation to change over time without breaking user applications

or requiring re-compiles.

Most of the procedures in the API are variadic functions whose behavior is determined by a *selector*: an integer value selecting an abstraction to query or modify or a behavior to invoke. This approach means that applications written against older versions of the library will be binary compatible with the newer versions. Requiring recompilation of applications for each new version of the protocol will drive users away. A partial listing of element selectors and those operations is shown below:

```
enum ofp_selector {
    OFP_CONTROLLER, OFP_SWITCH, OFP_CONNECTION, OFP_PORT,
    OFP_QUEUE, OFP_TABLE, OFP_FLOW, OFP_GROUPS, OFP_GROUP,
    OFP_METERS, OFP_METER, OFP_MATCH, OFP_INSTRUCTION,
    OFP_ACTION, OFP_ERROR, OFP_EXTENSION, ...
};
```

Here, each macro denotes a primary abstraction in the model with the exception of `OFP_CONTROLLER` and `OFP_SWITCHES`. The former provides access to the controller itself, and the latter applies to the set of connected switches. Every other value refers to specific elements in the model. The `OFP_GROUPS` and `OFP_METERS` selectors describe the group table and meter table.

The API is comprised of only a handful for commands. We present them as collections of related functionality: application requirements, resource acquisition, queries and commands, event processing, and application lifecycle, and extensions. Most commands are defined in terms of a connected switch. Connected switches can be queried from the controller (§ 4.1) or notified as a signal (§ 4.1.3).

4.1 Program Lifecycle

An OpenFlow application is written against an OpenFlow controller using the tinyNBI API. The API supports two ways in which the application and the controller interoperate:

- The application drives the controller. In this case, the application is responsible for its own setup and causing the controller to process the OpenFlow protocol.
- The controller Drives the application. Effectively, the application is a module or plugin responding asynchronously to controller events.

tinyNBI accommodates both views. See Section 4.1.3 for a description of synchronous and asynchronous event handling. An application truly begins when it is applied to a switch. Discovery of switches can happen in one of two ways: the controller can be queried for a set of connected switches or can be notified of a new switch. Below is a sample program that demonstrates querying for all connected switches:

```
struct ofp_switch_id* sws;
int len;
int err = ofp_get(OFP_CONTROLLER, OFP_SWITCHES,
                 OFP_SWITCH_ALL, &sws, &len);
if (err < 0)
    ofp_perror("error");
```

The `ofp_get` function issues queries against an abstraction indicated by a selector. The arguments following the selector

depend on the value provided. This call allocates an array of `len` switch ids, each corresponding to a connected switch. An error occurs if the result is negative.

Once a connected switch has been identified, the application has the following lifecycle.

1. Declaration – Announces program requirements
2. Construction – Acquires necessary resources
3. Execution – Creates, modifies, removes flows
4. Destruction – Releases acquired resources

These phases approximate the lifetime of an object in the C++ programming language. We describe each phase separately in the following subsections.

4.1.1 Requirement declaration

Prior to execution, a program must announce its requirements. This is done through a sequence of declarations using the `ofp_require` command. For example, a simple learning bridge application requires two flow tables and the ability to match ingress ports and Ethernet source and destination addresses. Here, `s` denotes a connected switch and `off` is an *offload* flag (described below).

```
bool check_requirements(ofp_switch_id s, bool off) {
    return
        ofp_require(OFP_SWITCH, s, off, OFP_TABLES, 2) &&
        ofp_require(OFP_MATCH, s, off, OFP_FIELD_IN_PORT) &&
        ofp_require(OFP_MATCH, s, off, OFP_FIELD_ETH_SRC) &&
        ofp_require(OFP_MATCH, s, off, OFP_FIELD_ETH_DST);
}
```

If any call is `false`, then the application cannot be executed on the connected switch. This approach to declaring requirements before execution allows programmers to avoid repeated checks for specific capabilities of connected switches. Note that this does not guarantee program correctness. Operations may still fail if, for example, the switch runs out of memory for new flows.

Note that requiring two tables only checks that the switch contains at least two tables. It does not require that two tables are currently available. Flow tables must be explicitly requested during resource acquisition (§ 4.1.2).

The *offload* flag is used to indicate that tinyNBI should partially offload packet processing to the controller if the connected switch does not fully support the required operation. For example, if `s` is not (for some reason) capable of matching Ethernet fields, then tinyNBI can install a flow that redirects the packet to the controller where processing is done in software.

Feature offloading helps provide a consistent platform for OpenFlow application programmers. However, not all features can be effectively offloaded and the process may not be viable for high-performance controllers or applications. In that case, the offload flags should be `false` and, which means the `ofp_requires` will fail if the feature is not provided by the switch.

4.1.2 Resource Acquisition

Having announced requirements, the application must ac-

quire its necessary resources. For example our learning bridge requires two tables: one to learn Ethernet source and addresses, and the other for forwarding. This is done using the `ofp_acquire` command. Resources are released during destruction with the `ofp_release` command. This model of is precisely the RAII (Resource Acquisition Is Initialization) idiom used in C++. Acquiring a table for the learning bridge application can be written this way.

```
struct ofp_flow_table learn;
if (ofp_acquire(OFP_TABLE, s, &learn) < 0) {
    ofp_perror("cannot acquire learning table");
    exit(-1);
}
```

Failing to acquire this table means the program cannot continue running. Allowing an OpenFlow application to continue running in an uninitialized or partially initialized state invites opportunities for errors or vulnerabilities.

When the application has completed or been terminated by an operator, it must release any acquired resources.

```
ofp_release(&learn);
```

Note that groups and meters are also considered as resources in this model. An OpenFlow application that uses either must explicitly acquire (and release) those resources prior to execution.

4.1.3 Event handling

An application responds to events in one of two ways: synchronously or asynchronously. At the heart of the event system is the `ofp_event` type, which encodes information about specific events as a [union](#) of event structures.

Synchronous event handling is done using the `ofp_poll` function. This is ideal when the OpenFlow application is driving the controller. For example:

```
struct ofp_event e;
while (!ofp_poll(10, &e)) {
    switch (e.type) {
        case OFP_SWITCH_EVENT:
            on_switch_event(e.switch_id, e);
            break;
        case OFP_PACKET_EVENT:
            on_packet_event(e.switch_id, e);
            break;
    }
}
```

The `ofp_event` type encodes the event type and originating switch (as `switch_id`). A switch event can include the include the connection or disconnection of a switch. This allows the application to free resources or terminate other applications. The packet event is essentially an OpenFlow packet-in event.

Alternatively, an application may register handlers for specific events. This is useful when the controller is driving, and the application is a module or plugin. For example:

```
// Event handlers
int on_switch_event(ofp_switch_id, const ofp_event*);
int on_packet_event(ofp_switch_id, const ofp_event*);

// Register handlers
```

```
ofp_register(on_switch_event, OFP_SWITCH_EVENT);
ofp_register(on_packet_event, OFP_PACKET_EVENT);
```

Event selectors are a bitfield, so a single handler may respond to multiple events.

4.2 Queries and Commands

Queries and commands are used to request information about a dataplane primitive or a set of such primitives. There are three primary operations related to these abstractions:

- `ofp_get` — Get configuration properties
- `ofp_set` — Modify configuration properties
- `ofp_stats` — Get updated statistics

For example, getting properties about a port and its statistics can be done using a sequence of commands:

```
struct ofp_port p;
struct ofp_port_stats ps;
ofp_get(OFP_PORT, s, OFP_PORT_CONTROLLER, &p);
ofp_stats(OFP_PORT, s, OFP_PORT_CONTROLLER, &ps);

printf("%s", p.addr);
printf("%d\n", p.rx_packets);
```

Here, we assume the operations succeed, however the results should be checked to avoid invoking undefined behavior.

Updating a port is done using the `ofp_set` operation. For example, an application can try shutting down all ports.

```
struct ofp_port pm;
pm.port_id = OFP_PORT_ALL;
pm.config = OFP_PORT_DOWN;
if (ofp_set(OFP_PORT, s, OFP_PORT_CONTROLLER))
    exit(-1);
```

The interface provides two additional operations for working with flows. These are thin wrappers around `ofp_set` that provide some default arguments for modifying a flow entry.

- `ofp_add` — Add a flow to a flow table.
- `ofp_del` — Remove a flow from a flow table.

For example, adding a new flow is done using the following program.

```
struct ofp_flow learn_all {
    .table = &learn, /* learning table */
    .match = /* unspecified */,
    .exec = /* unspecified */
};
if (ofp_add(s, OFP_FLOW, &learn_all) < 0)
    syslog(LOG_ERROR, "oh no!");
```

The `ofp_flow` type encodes the match and instructions being added to the switch. The `match` and `exec` fields specify the matching condition and corresponding instruction set to be executed. These are described in § 4.3.

Removing a flow is similar. For example, in a learning bridge, we want to remove forwarding flows whenever a learned flow times out. The command to explicitly remove that flow is:

```
struct ofp_flow forget_fwd {
    .table = &forward, /* forwarding table */
    .match = /* unspecified */
}
if (ofp_del(s, OFP_FLOW, &forget_fwd) < 0)
    syslog(LOG_ERROR, "oh no!");
```

4.3 Flow construction

Flow construction is achieved through a switch-independent interface comprised of three functions:

- `ofp_build_match`
- `ofp_build_action`
- `ofp_build_instruction`

Matches, actions, and instructions are built incrementally through a sequence of the calls above. The `ofp_flow` structure above binds matches and instructions when adding, modifying, and deleting flows. For example, the initial match for a learning table matches all inbound packets, outputs them to the application, and then sends to the forwarding table. There are three sets of operations involved:

```
// Construct a match
struct ofp_match all;
ofp_make_match(&all, NULL); // Matches everything

// Build the default learning instruction.
struct ofp_actions out;
ofp_build_action(&out, OFP_OUTPUT, OFP_PORT_CONTROLLER);

// Construct the instruction set.
struct ofp_instructions ins;
ofp_build_instruction(&ins, OFP_APPLY, &out);
ofp_build_instruction(&ins, OFP_GOTO, &forward);

struct ofp_flow learn_all {
    .table = &learn, /* learning table */
    .match = &all, /* match all packets */
    .exec = &ins /* execute instructions */
}
```

Note that matched fields, actions, and instructions used must be declared as requirements prior to application execution. The flow `learn_all` can be installed on a switch as needed.

Consider another example where the application, when responding to a packet in event, constructs a new flow that specifically matches the port and Ethernet source address. The program first extracts that information from a packet object in an `ofp_event` structure and builds a flow to match it:

```
struct ofp_port_id port;
ofp_get(OFP_PACKET, OFP_FIELD_IN_PORT, e.packet, &port);

char src[6];
ofp_get(OFP_PACKET, OFP_FIELD_ETH_SRC, e.packet, src);

struct ofp_match match;
ofp_build_match(&match, OFP_FIELD_IN_PORT, port);
ofp_build_match(&match, OFP_FIELD_ETH_SRC, src);
```

This match will be added as a flow in the `learn` table.

4.4 Extensions

Experimenter (or vendor) extensions are an important aspect of the OpenFlow ecosystem. Our current approach to providing extension features builds on the same model for working with other abstractions. We represent all experimenter extensions as a binary block of data and its size. No validation or checking is done on the contents of that data.

The `OFP_EXTENSION` selector is accepted by most operations in the API, and is typically followed by three or four arguments, depending on the operation. The `ofp_get` and `ofp_set`

operations takes the experimenter (or vendor) id and the type of message. The last two arguments are always a pointer to the experimenter data and its size. Both `ofp_get` and `ofp_set` send an OpenFlow vendor or experimenter message. Currently, `ofp_get` expects to the extension data to be an in-out parameter, while `ofp_set` takes the data to be constant.

```
struct sw_info inf {
    char major, minor, patch;
};
if (!ofp_get(OFP_EXTENSION, eid, SW_INFO, inf, n))
    printf("%d.%d.%d", inf.major, inf.minor, inf.patch);
```

The functions `ofp_stats` also accepts an `OFP_EXTENSION`, and sends a stats request with the appropriate codes. The extension data is populated directly from the contents of the return message. The flow constructors for matches, actions, and instructions behave similarly. The extension data is copied directly into the corresponding message structures and sent as part of the enclosing message.

5. CONCLUSION AND FUTURE WORK

Writing OpenFlow applications that operate correctly in robust network environments is a tough proposition. Building high level network abstractions over this shifting landscape seems like a difficult proposition. We propose `tinyNBI` as a low-level NBI to provide a stable foundation for designing these high level abstractions. We are currently designing higher-level abstractions on top of `tinyNBI` that allow for clean separation of operator versus developer concerns.

6. REFERENCES

- [1] C.J. Anderson, N. Foster, A. Guha, J-B. Jeannin, D. Kozen, C. Schlesinger, and D. Walker. Netkat: Semantic foundations for networks. In *Proceedings of the 41st annual ACM Symposium on Principles of Programming Languages*, pages 113–126, 2014.
- [2] Flowgrammable.org. `freeflow`. <http://flowgrammable.org/freeflow/>, 2014.
- [3] N. Foster, R. Harrison, M.J. Freedman, C. Monsanto, J. Rexford, A. Story, and D. Walker. Frenetic: A network programming language. *ACM SIGPLAN Notices*, 46(9):279–291, 2011.
- [4] A. Guha, M. Reitblatt, and N. Foster. Machine-verified network controllers. In *Proceedings of the 34th ACM SIGPLAN conference on Programming language design and implementation*, pages 483–494, 2013.
- [5] A. Voellmy, J. Wang, Y.R. Yang, B. Ford, and P. Hudak. Maple: Simplifying sdn programming using algorithmic policies. In *Proceedings of the ACM SIGCOMM 2013 conference on SIGCOMM*, pages 87–98, 2013.
- [6] Andreas Voellmy, Ashish Agarwal, and Paul Hudak. Nettle: Functional reactive programming for openflow networks. Technical report, DTIC Document, 2010.
- [7] M. Yu, A. Wundsam, and M. Raju. NOSIX: A lightweight portability layer for the SDN OS, 2013.