

Evolution of surface-plasmon-polariton and Dyakonov–Tamm waves with the ambichirality of a partnering dielectric material

Muhammad Faryad and Akhlesh Lakhtakia

Pennsylvania State University, Department of Engineering Science and Mechanics, Nanoengineered Metamaterials Group (NanoMM), University Park, PA 16802–6812, USA

Abstract

The planar interface of an isotropic homogeneous metal and an ambichiral dielectric material can guide surface-plasmon-polariton waves. The planar interface of an isotropic, homogeneous dielectric material and an ambichiral dielectric material can guide Dyakonov–Tamm waves. In either instance, we found that, as the ambichiral partnering material evolves into a finely chiral material, the solutions of the dispersion equation for surface-wave propagation evince convergence. The convergence is faster for the surface waves with larger phase speeds than for the surface waves with smaller phase speeds.

Keywords: ambichiral material; Dyakonov–Tamm wave; finely chiral material, surface plasmon-polariton wave

1 Introduction

Anticipating the discovery of cholesteric liquid crystals by about two decades [1], Reusch proposed in 1869 that a periodically nonhomogeneous multilayered material reflects normally incident circularly polarized light of one handedness, but not of the opposite handedness, provided that all layers are made of the same homogeneous, uniaxial dielectric material such that the optic axis in each layer is rotated about the thickness direction with respect to the optic axis in the adjacent layer by a fixed angle [2]. Such a periodically nonhomogeneous dielectric material is nowadays called a *Reusch pile*.

Extensive theoretical and experimental work by Joly and colleagues [3–6] showed that circular-polarization-selective reflection of normally incident light by a Reusch pile may occur in several spectral regimes. This selective reflection of circularly polarized light of one handedness, but very little of the other, in a given spectral regime is commonly called circular Bragg phenomenon [8].

According to a classification scheme developed by Hodgkinson *et al.* [9], if the number of layers in each period $N = 2$, the Reusch pile can be called an equichiral material; if $N > 2$, but not very large, it can be called an ambichiral material; and if $N \rightarrow \infty$, it is a finely chiral material. Equichiral materials do not exhibit the circular Bragg phenomenon. Ambichiral materials may exhibit the circular Bragg phenomenon in several spectral regimes, depending on the variations of their constitutive parameters with frequency. Therefore, a cholesteric liquid crystal [10] can be considered as a finely chiral Reusch pile made of uniaxial dielectric layers.

Reusch piles can also be made of biaxial dielectric material such as columnar thin films (CTFs) [7]. A chiral sculptured thin film (STF) [8] can be considered a finely chiral Reusch pile comprising biaxial CTFs. Chiral STFs were first fabricated by Young and Kowal [11] in 1959 and were rediscovered in the 1990s [12]. They have been extensively studied since then for optical applications exploiting the circular Bragg phenomenon [8].

The effect of the number of layers N on the circular Bragg phenomenon has been studied [13]. Both N and the total number of periods have to be substantially large for the circular Bragg phenomenon to fully develop [13]. What is the effect of N on the surface-wave propagation guided by the interface of a homogeneous isotropic material and an ambichiral dielectric material? The results reported in this Letter are due to the investigations conducted to answer that question.

The planar interface of an isotropic homogeneous metal and an ambichiral dielectric material can guide surface-plasmon-polariton waves. The planar interface of an isotropic, homogeneous dielectric material and an ambichiral dielectric material can guide Dyakonov–Tamm waves. For surface waves of both types, we examined the evolution of the solution(s) of the dispersion equation with N .

2 Theoretical Preliminaries

For this purpose, we considered the canonical boundary-value problem of surface-wave propagation, shown schematically in Fig. 1. The half space $z < 0$ is occupied by isotropic and homogeneous material with relative permittivity ε_s . The half space $z > 0$ is occupied by an ambichiral dielectric material comprising homogeneous layers each of thickness D , the ℓ th layer occupying the region $(\ell - 1)D < z < \ell D$, $\ell \in [1, \infty)$. The relative permittivity dyadic is given as

$$\underline{\underline{\varepsilon}}(z, \omega) = \underline{\underline{S}}_z(h\xi_\ell + h\gamma) \cdot \underline{\underline{S}}_y(\chi) \cdot \underline{\underline{\varepsilon}}_{ref}^\circ(\omega) \cdot \underline{\underline{S}}_y^{-1}(\chi) \cdot \underline{\underline{S}}_z^{-1}(h\xi_\ell + h\gamma), \quad (\ell - 1)D < z < \ell D, \ell \in [1, \infty), \quad (1)$$

where the reference permittivity dyadic

$$\underline{\underline{\varepsilon}}_{ref}^\circ(\omega) = \hat{\mathbf{u}}_z \hat{\mathbf{u}}_z \varepsilon_a(\omega) + \hat{\mathbf{u}}_x \hat{\mathbf{u}}_x \varepsilon_b(\omega) + \hat{\mathbf{u}}_y \hat{\mathbf{u}}_y \varepsilon_c(\omega) \quad (2)$$

contains the eigenvalues $\varepsilon_{a,b,c}(\omega)$ of $\underline{\underline{\varepsilon}}(z, \omega)$, the dyadic

$$\underline{\underline{S}}_y(\chi) = (\hat{\mathbf{u}}_x \hat{\mathbf{u}}_x + \hat{\mathbf{u}}_z \hat{\mathbf{u}}_z) \cos \chi + (\hat{\mathbf{u}}_z \hat{\mathbf{u}}_x - \hat{\mathbf{u}}_x \hat{\mathbf{u}}_z) \sin \chi + \hat{\mathbf{u}}_y \hat{\mathbf{u}}_y \quad (3)$$

depends on the tilt angle $\chi \in [0^\circ, 90^\circ]$ with respect to the xy plane, the dyadic

$$\underline{\underline{S}}_z(\xi) = (\hat{\mathbf{u}}_x \hat{\mathbf{u}}_x + \hat{\mathbf{u}}_y \hat{\mathbf{u}}_y) \cos(\xi) + (\hat{\mathbf{u}}_y \hat{\mathbf{u}}_x - \hat{\mathbf{u}}_x \hat{\mathbf{u}}_y) \sin(\xi) + \hat{\mathbf{u}}_z \hat{\mathbf{u}}_z \quad (4)$$

represents a rotation about the z axis by an angle ξ , $\xi_\ell = (\ell - 1)\pi/N$ with $N \geq 1$ being the number of layers in each period $2\Omega = ND$, right-handed rotation is represented by $h = 1$ and left-handed rotation by $h = -1$, and γ is an angular offset with respect to the x axis.

Without any loss of generality, let us suppose that the surface wave propagates parallel to the x axis guided by the interface plane $z = 0$. The associated electromagnetic fields depend on x as $\exp(iqx)$, have no dependence on y , and their dependences on z in both half spaces indicate decay as $|z| \rightarrow \infty$. The wavenumber q is complex valued in general. The complete formulation of the canonical boundary-value problem to obtain a dispersion equation for q being available elsewhere [14–16], we proceed directly to the presentation of numerical results.

3 Numerical results and discussion

The dispersion equation was solved using the Newton–Raphson method [17], with the free-space wavelength λ_0 fixed at 633 nm. For all numerical results presented here, the ambichiral dielectric material was taken

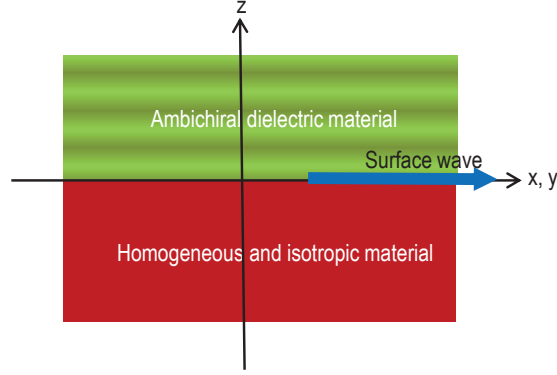


Figure 1: Schematic of the canonical boundary-value problem.

to comprise CTFs made by evaporating patinal titanium oxide [18] by directing a collimated evaporant flux in a low-pressure chamber at a fixed angle $\chi_v \in (0^\circ, 90^\circ]$ with respect to the planar substrate. For the chosen CTF,

$$\left. \begin{aligned} \varepsilon_a &= \left[1.0443 + 2.7394 \left(\frac{2\chi_v}{\pi} \right) - 1.3697 \left(\frac{2\chi_v}{\pi} \right)^2 \right]^2 \\ \varepsilon_b &= \left[1.6765 + 1.5649 \left(\frac{2\chi_v}{\pi} \right) - 0.7825 \left(\frac{2\chi_v}{\pi} \right)^2 \right]^2 \\ \varepsilon_c &= \left[1.3586 + 2.1109 \left(\frac{2\chi_v}{\pi} \right) - 1.0554 \left(\frac{2\chi_v}{\pi} \right)^2 \right]^2 \\ \chi &= \tan^{-1} (2.8818 \tan \chi_v) \end{aligned} \right\} \quad (5)$$

according to Hodgkinson and co-workers [18]. We fixed $\Omega = 200$ nm, while varying $N \in [1, 15]$ (so that $D = 2\Omega/N$ was simultaneously varied) and $\gamma \in \{0^\circ, 45^\circ, 90^\circ\}$.

3.1 SPP waves

Let the isotropic homogeneous partnering material be thin-film aluminum with $\varepsilon_s = -14.65 + i5.85$ [19] at $\lambda_0 = 633$ nm. All solutions of the surface-wave dispersion equation depicted as functions of N in Fig. 2 represent surface-plasmon-polariton (SPP) waves [15, 16]. These solutions are complex valued, as necessitated by ε_s being complex valued.

Only one solution of the dispersion equation exists when the anisotropic partner is homogeneous ($N = 1$) [20]. However, two solutions exist when that partner is periodically nonhomogeneous ($N > 1$) when $\gamma = 0^\circ$ and 45° . For $\gamma = 90^\circ$, only one solution was found.

The most notable feature of the solutions presented in Fig. 2 is their evolution as N increases. Specifically, the solutions q in Fig. 2(top) converge to within $\pm 0.1\%$ of the corresponding solutions for the metal/chiral-STF interface [15] when $N \geq 18$, and the solutions in Fig. 2(bottom) converge to within $\pm 0.1\%$ when $N \geq 55$. Also, $\text{Re}(q)$ converges faster than $\text{Im}(q)$.

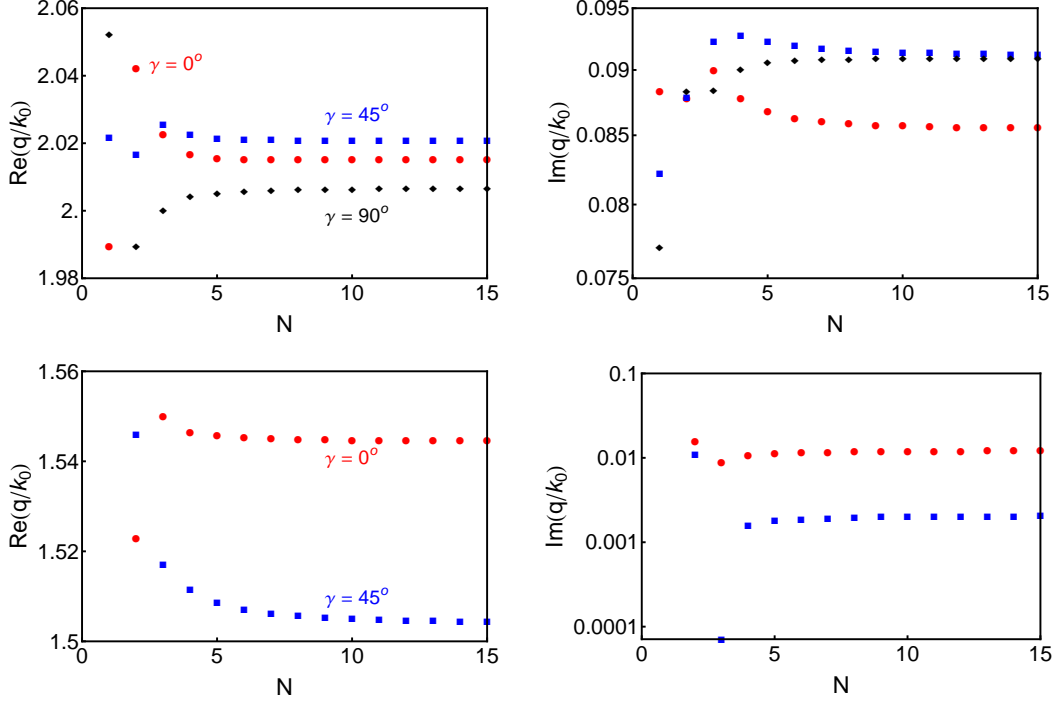


Figure 2: Real and imaginary parts of the relative wavenumbers q/k_0 calculated as solutions of the surface-wave dispersion equation as a function of $N \in [1, 15]$ and $\gamma \in \{0^\circ, 45^\circ, 90^\circ\}$ for SPP waves guided by the interface of aluminum ($\varepsilon_s = -14.65 + i5.85$) and an ambichiral dielectric material characterized by Eqs. (5) with $\chi_v = 20^\circ$. For these calculations, we fixed $\lambda_0 = 633$ nm and $\Omega = 200$ nm. Top: First solution. Bottom: Second solution.

3.2 Dyakonov–Tamm waves

Next, let the isotropic homogeneous partnering material be magnesium fluoride—a dielectric material with $\varepsilon_s = 1.896$ at $\lambda_0 = 633$ nm. All solutions of the surface-wave dispersion equation depicted as functions of N in Fig. 3 represent Dyakonov–Tamm waves [14, 16]. All the solutions q are real valued, because dissipation is negligibly small in both partnering materials.

For $N = 1$, the anisotropic partner is homogeneous and the solution q when $\gamma = 0^\circ$ represents a Dyakonov wave [16, 21]. For $N > 1$, the solutions q represent Dyakonov–Tamm waves. Figure 3 indicates the typical difference between Dyakonov and Dyakonov–Tamm waves: The range of γ is much larger for surface waves of the latter type than for the surface waves of the former type.

Just like the solutions presented in Fig. 2 for SPP waves, those presented in Fig. 3 for Dyakonov–Tamm waves also evolve as N increases. Specifically, the solutions for Dyakonov–Tamm waves in Fig. 3 converge to within 0.1% of the corresponding solution for the isotropic-dielectric/chiral-STF interface [14] when $N \geq 29$.

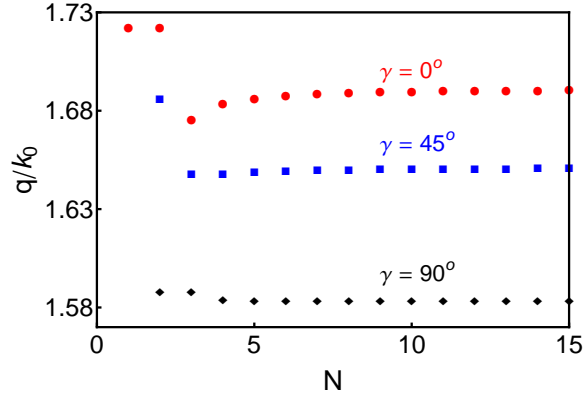


Figure 3: The wavenumbers q/k_0 calculated as solutions of the surface-wave dispersion equation as a function of $N \in [1, 15]$ and $\gamma \in \{0^\circ, 45^\circ, 90^\circ\}$ for Dyakonov–Tamm waves guided by the interface of magnesium fluoride ($\varepsilon_s = 1.896$) and an ambichiral dielectric material characterized by Eqs. (5) with $\chi_v = 20^\circ$. For these calculations, we fixed $\lambda_0 = 633$ nm and $\Omega = 200$ nm.

4 Concluding Remarks

The canonical boundary-value problem of surface-wave propagation guided by the planar of an isotropic homogeneous material and an ambichiral material was set up and solved. Both Dyakonov–Tamm and SPP waves were investigated. As the number N of CTFs per period in the ambichiral partnering material increased, the solutions of the surface-wave dispersion equation were found to converge to those for the ambichiral material replaced by the corresponding finely chiral material. The convergence was faster when the isotropic homogeneous partner was a dielectric material than when it was a metal. For SPP waves, the real part of the surface wavenumber q converge faster than the imaginary part. The solutions converge faster for the surface waves with smaller phase speeds than for the surface waves with larger phase speeds, irrespective of the fact that isotropic homogeneous partner is a metal or a dielectric material.

MF and AL are grateful for partial support from Grant No. DMR-1125591 of the US National Science Foundation. AL is also grateful to the Charles Godfrey Binder Endowment at the Pennsylvania State University for partial support of this work.

References

- [1] F. Reinitzer, “Beiträge zur Kenntiss des Cholesterins,” *Monat. Chem. (Wien)* **9**, 421–441 (1888).
- [2] E. Reusch, “Untersuchung über Glimmercombinationen,” *Ann. Phys. Chem. Lpz.* **138**, 628–638 (1869).
- [3] G. Joly and J. Billard, “Quelques champs électromagnétiques dans les piles de Reusch I. — Les vibrations propres d’une pile de deux lames a biréfringence rectiligne ne sont pas orthogonales,” *J. Opt. (Paris)* **12**(5), 323–329 (1981).

- [4] G. Joly and J. Billard, “Quelques champs électromagnétiques dans les piles de Reusch II. Piles éclairées sous l’incidence normale par des ondes monochromatiques planes et uniformes,” *J. Opt. (Paris)* **13**(4), 227–238 (1982).
- [5] G. Joly and N. Isaert, “Quelques champs électromagnétiques dans les piles de Reusch III. Biréfringence elliptique des vibrations itératives; activité optique de piles hélicoïdales d’extension finie,” *J. Opt. (Paris)* **16**(5), 203–213 (1985).
- [6] G. Joly and N. Isaert, “Quelques champs électromagnétiques dans les piles de Reusch IV — Domaines multiples de réflexion sélective,” *J. Opt. (Paris)* **17**(5), 211–221 (1986).
- [7] I. J. Hodgkinson and Q.-h. Wu, *Birefringent Thin Films and Polarizing Elements*, World Scientific, Singapore (1997).
- [8] A. Lakhtakia and R. Messier, *Sculptured Thin Films: Nanoengineered Morphology and Optics*, SPIE Press, Bellingham, WA (2005).
- [9] I. J. Hodgkinson, A. Lakhtakia, Q. h. Wu, L. De Silva, and M. W. McCall, “Ambichiral, equichiral and finely chiral layered structures,” *Opt. Commun.* **239**(4-6), 353–358 (2004).
- [10] P. G. de Gennes and J. A. Prost, *The Physics of Liquid Crystals*, 2nd ed., Clarendon, Oxford (1993).
- [11] N. O. Young and J. Kowal, “Optically active fluorite films,” *Nature* **183**, 104–105 (1959).
- [12] K. Robbie, M. J. Brett, and A. Lakhtakia, “First thin film realization of a helicoidal bianisotropic medium,” *J. Vac. Sci. Technol. A* **13**(6), 2991–2993 (1995).
- [13] I. Abdulhalim, “Effect of the number of sublayers on axial optics of anisotropic helical structures,” *App. Opt.* **47**(16), 3002–3008 (2008).
- [14] A. Lakhtakia and J. A. Polo Jr., “Dyakonov–Tamm wave at the planar interface of a chiral sculptured thin film and an isotropic dielectric material,” *J. Eur. Opt. Soc.–Rapid Publ.* **2**(1), 07021 (2007).
- [15] J. A. Polo Jr. and A. Lakhtakia, “On the surface plasmon polariton wave at the planar interface of a metal and a chiral sculptured thin film,” *Proc. R. Soc. Lond. A* **465** (2101), 87–107 (2009).
- [16] J. A. Polo Jr., T. G. Mackay, and A. Lakhtakia, *Electromagnetic Surface Waves: A Modern Perspective*, Elsevier, Waltham, MA (2013).
- [17] Y. Jaluria, *Computer Methods for Engineering*, Taylor & Francis, Washington, DC (1996).
- [18] I. J. Hodgkinson, Q. h. Wu, and J. Hazel, “Empirical equations for the principal refractive indices and column angle of obliquely-deposited films of tantalum oxide, titanium oxide and zirconium oxide,” *Appl. Opt.* **37**(13), 2653–2659 (1998).
- [19] A. Lakhtakia, Y.-J. Jen, and C.-F. Lin, “Multiple trains of same-color surface plasmon-polaritons guided by the planar interface of a metal and a sculptured nematic thin film. Part III: Experimental evidence,” *J. Nanophoton.* **3**, 033506 (2009).
- [20] J. A. Polo Jr. and A. Lakhtakia, “Morphological effects on surface-plasmon-polariton waves at the planar interface of a metal and a columnar thin film,” *Opt. Commun.* **281** (21), 5453–5457 (2008).
- [21] O. Takayama et al., “Dyakonov surface waves: A review,” *Electromagnetics* **28**(3), 126-174 (2008).