

RESULTS FROM THE NA61/SHINE ION PROGRAM

Tobiasz Czopowicz^a for the NA61/SHINE Collaboration

Faculty of Physics, Warsaw University of Technology, Warsaw, Poland

Abstract. The NA61/SHINE experiment aims to discover the critical point of strongly interacting matter and study properties of the onset of deconfinement. These goals are to be achieved by performing a two dimensional phase diagram ($T-\mu_B$) scan - measurements of hadron production properties in proton-proton, proton-nucleus and nucleus-nucleus interactions as a function of collision energy and system size. This contribution summarizes current the status and future plans as well as presents the first physics results of the NA61/SHINE ion program.

1 The NA61/SHINE experiment

NA61/SHINE (SPS Heavy Ion and Neutrino Experiment) [1] is a fixed-target experiment located in the North Area of the Super Proton Synchrotron (SPS) accelerator facility at the European Organization for Nuclear Research (CERN) in Geneva, Switzerland. It is the successor of the NA49 experiment [2], which was operating in 1994 – 2002. The NA61/SHINE collaboration consists of 140 physicists from 28 institutes in 13 countries. NA61/SHINE heavy-ion physics goals are:

- search for the critical point of strongly interacting matter,
- detailed study of the onset of deconfinement,
- study of high p_T hadron production in p+p and p+Pb interactions,

In order to search for the critical point (CP) and study the properties of the onset of deconfinement, NA61/SHINE performs a two-dimensional phase diagram scan. It measures hadron production in various collisions (p+p, Be+Be, Ar+Ca, Xe+La) at various beam energies ($13A - 158A$ GeV) [3]. These new data, together with Pb+Pb reactions recorded by NA49 will allow to cover the region, where the CP is expected (Fig. 1). NA61/SHINE will search for the onset of “kink”, “horn”, “step” signatures [5,6] in light nuclei and a maximum of fluctuation signals for systems freezing-out close to the CP.

2 Spectra and yields in p+p collisions

Negative pions transverse mass spectra from inelastic p+p collisions and a comparison with NA49 data from 7% central Pb+Pb interactions [7] are shown in Fig. 2 (top). The results are corrected for particles from weak decays (feed-down) and detector effects using simulations. Out of target interactions are subtracted using events recorded with empty liquid hydrogen target. The shape

^aE-mail: tobiasz.czopowicz@cern.ch

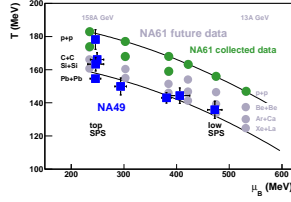


Figure 1: Freeze-out points of the planned NA61/SHINE two-dimensional phase diagram scan (based on [4]). Be+Be collisions were recorded in 2011 and 2013.

of spectra differs significantly between p+p and central Pb+Pb collisions due to transverse collective flow in Pb+Pb (see Fig. 2 (top, right)). No change with collision energy is observed.

Proton transverse mass spectra are shown in Fig. 2 (bottom, left). Comparison with NA49 data from 7% central Pb+Pb interactions [7] again show significant shape differences due to the transverse collective flow in Pb+Pb (see Fig. 2 (bottom, right)). In first approximation the shape differences are independent of collision energy.

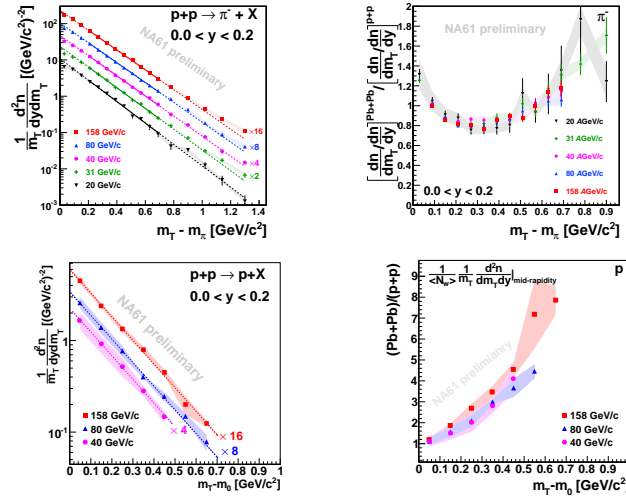


Figure 2: Transverse mass spectra in inelastic p+p reaction (left) and comparison with NA49 data from 7% most central Pb+Pb collisions (right) for π^- (top) and protons (bottom).

3 Critical point and onset of deconfinement

The π^- multiplicity at the SPS energies increases faster in central Pb+Pb than in p+p collisions (“kink”, Fig. 3 left). The two dependencies cross at about 40A GeV. The inverse slope parameters T of m_T spectra at the SPS energies show a different behavior in central Pb+Pb (“step”, Fig. 3 middle) than in p+p (smooth increase) reactions.

A comparison of transverse momentum fluctuations measured with the strongly intensive quantity Φ [9] in NA61/SHINE inelastic p+p and NA49 7% most central Pb+Pb collisions with CP predictions assuming two correlation lengths is shown in the right panel of Fig. 3. No indications of the CP are observed in p+p and Pb+Pb reactions. NA61/SHINE will continue to search for indications in Be+Be, Ar+Ca and Xe+La collisions.

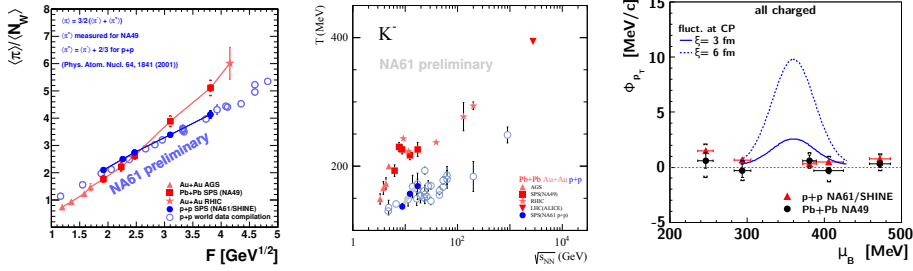


Figure 3: Mean π^- multiplicity showing the “kink” structure (left), inverse slope parameters revealing the “step” structure (middle) and comparison of transverse momentum fluctuations with CP predictions for two different correlation lengths (right) in inelastic p+p (NA61/SHINE) and 7% most central Pb+Pb (NA49) collisions.

Acknowledgments

This work was supported by the Hungarian Scientific Research Fund (grants OTKA 68506 and 71989), the Polish Ministry of Science and Higher Education (grants 667/N-CERN/2010/0, NN 202 48 4339 and NN 202 23 1837), the National Science Center of Poland (grant UMO-2012/04/M/ST2/00816), the Federal Agency of Education of the Ministry of Education and Science of the Russian Federation (grant RNP 2.2.2.2.1547), the Russian Academy of Science and the Russian Foundation for Basic Research (grants 08-02-00018, 09-02-00664, and 12-02-91503-CERN), the Ministry of Education, Culture, Sports, Science and Technology, Japan, Grant-in-Aid for Scientific Research (grants 18071005, 19034011, 19740162, 20740160 and 20039012), the German Research Foundation (grants GA 1480/2-1, GA 1480/2-2), Bulgarian National Scientific Foundation (grant DDVU 02/19/ 2010), Ministry of Education and Science

of the Republic of Serbia (grant OI171002), Swiss Nationalfonds Foundation (grant 200020-117913/1) and ETH Research Grant TH-01 07-3.

- [1] N. Antoniou *et al.* [NA61/SHINE Collab.], CERN-SPSC-2006-034, SPSC-P-330, (2006).
- [2] S. Afanasev *et al.* [NA49 Collab.], Nucl. Instrum. Meth. A **430**, 210 (1999).
- [3] N. Abgrall *et al.* [NA61/SHINE Collab.], CERN-SPSC-2009-031; SPSC-P-330-ADD-5.
- [4] F. Becattini, J. Manninen and M. Gazdzicki, Phys. Rev. C **73**, 044905 (2006).
- [5] M. Gaździcki, M. Gorenstein, Acta Phys. Polon. B **30** 2705.
- [6] C. Alt *et al.* [NA49 Collab.], Phys. Rev. C **77**, 024903 (2008).
S. V. Afanasiev *et al.* [The NA49 Collab.], Phys. Rev. C **66**, 054902 (2002).
- [7] Phys. Rev. C **66**, 054902 (2002)
Phys. Rev. C **77**, 024903 (2008)
- [8] Phys. Rev. C **73**, 044910 (2006)
- [9] M. Gazdzicki, S. Mrowczynski, Z. Phys. C **54** (1992) 127.