

MULTIPLE SURFACE-PLASMON-POLARITON WAVES GUIDED JOINTLY BY A METAL AND A HYPERBOLIC, DIELECTRIC, STRUCTURALLY CHIRAL MATERIAL

Akhlesh LAKHTAKIA* and Muhammad FARYAD

Department of Engineering Science and Mechanics,
Pennsylvania State University, University Park, PA 16802, USA

*E-mail: akhlesh@psu.edu

The planar interface of a metal and a hyperbolic, dielectric, structurally chiral material can support the propagation of none, one, or multiple surface-plasmon-polariton (SPP) waves, at a specified frequency and along a specified direction in the interface plane. When multiple SPP waves can exist, they differ in phase speed, propagation length, degree of localization to the interface, and spatial profiles of the associated electromagnetic fields.

Key words: chiral sculptured thin film, surface multiplasmonics, hyperbolic materials

1. INTRODUCTION

The emerging area of surface multiplasmonics encompasses the excitation and the propagation of multiple surface-plasmon-polariton (SPP) waves—all of the same frequency, but different phase speed, propagation length, degree of localization to the interface, and spatial profiles of fields—guided by the planar interface of two partnering materials, one of which allows the existence of quasi-particles called plasmons in it whereas the other is polarizable at the frequency of interest [1]. The plasmonic partner is usually a homogeneous metal. The polarizable partner is a dielectric material that can be either isotropic [2] or anisotropic [3], but it must be periodically nonhomogeneous in the direction normal to the interface [4]. The multiplicity has been experimentally confirmed and even put to use in an optical sensor [5]. If the dielectric partner is homogeneous, then only one SPP wave is possible at a specific frequency [6, 7, 8, 9].

Virtually all of the literature on SPP waves is based on the assumption that the real part of the relative permittivity dyadic $\underline{\underline{\epsilon}}_r$ of the dielectric partner is positive definite, i.e., all three eigenvalues of $\underline{\underline{\epsilon}}_r$ have positive real parts [10]. The real part of the relative permittivity ϵ_m of the plasmonic partner is negative. What would happen if $Re(\underline{\underline{\epsilon}}_r)$ were indefinite, i.e., if either one or two of its eigenvalues had negative real parts, the remaining having positive real parts? Such materials are nowadays called hyperbolic materials [11, 12]. Examples exist in nature [13, 14, 15] and have also been manufactured [16, 17].

In the context of surface multiplasmonics, a hyperbolic material partnering a metal [$Re(\epsilon_m) < 0$] must be periodically nonhomogeneous normal to the interface. A candidate is the hyperbolic, dielectric, structurally chiral material [18] described by the frequency-domain constitutive relations

$$\left. \begin{aligned} \mathbf{D}(\mathbf{r}) &= \epsilon_0 \underline{\underline{\epsilon}}_r(z) \cdot \mathbf{E}(\mathbf{r}) \\ &= \epsilon_0 \underline{\underline{S}}_z(z) \cdot \underline{\underline{S}}_y(\chi) \cdot (\epsilon_a \hat{u}_z \hat{u}_z + \epsilon_b \hat{u}_x \hat{u}_x + \epsilon_c \hat{u}_y \hat{u}_y) \cdot \underline{\underline{S}}_y^{-1}(\chi) \cdot \underline{\underline{S}}_z^{-1}(z) \cdot \mathbf{E}(\mathbf{r}) \\ \mathbf{B}(\mathbf{r}) &= \mu_0 \mathbf{H}(\mathbf{r}) \end{aligned} \right\} \quad (1)$$

where the direction of nonhomogeneity is parallel to the z axis; μ_0 and ϵ_0 are the permeability and permittivity of free space; the periodic nonhomogeneity is expressed through the rotation dyadic

$$\underline{\underline{S}}_z(z) = \hat{u}_z \hat{u}_z + (\hat{u}_x \hat{u}_x + \hat{u}_y \hat{u}_y) \cos\left(\frac{h\pi z}{\Omega}\right) + (\hat{u}_y \hat{u}_x - \hat{u}_x \hat{u}_y) \sin\left(\frac{h\pi z}{\Omega}\right) \quad (2)$$

with 2Ω as the period and either $h = +1$ for structural right-handedness or $h = -1$ for structural left-handedness; the dyadic

$$\underline{\underline{S}}_y(\chi) = \hat{u}_y \hat{u}_y + (\hat{u}_x \hat{u}_x + \hat{u}_z \hat{u}_z) \cos \chi + (\hat{u}_z \hat{u}_x - \hat{u}_x \hat{u}_z) \sin \chi \quad (3)$$

contains the tilt angle $\chi \in [0, \pi/2]$ with respect to the xy plane; ε_a , ε_b , and ε_c are the three z -independent eigenvalues of $\underline{\underline{S}}_T(z)$; and either one or two of these three eigenvalues have negative real parts but the remainder do not.

With an $\exp(-i\omega t)$ time dependence, the canonical problem of SPP-wave propagation is as follows [19]: The half space $z < 0$ is occupied by a metal with relative permittivity scalar ε_m , the half space $z > 0$ by the hyperbolic, dielectric, structurally chiral material described by Eqs. (1)-(3), and the electromagnetic field phasors everywhere can be written as

$$\left. \begin{aligned} \mathbf{E}(\mathbf{r}) &= \mathbf{e}(z) \exp[iq(x \cos \psi + y \sin \psi)] \\ \mathbf{H}(\mathbf{r}) &= \mathbf{h}(z) \exp[iq(x \cos \psi + y \sin \psi)] \end{aligned} \right\} \quad (4)$$

with the unknown SPP wavenumber q and unknown functions $\mathbf{e}(z)$ and $\mathbf{h}(z)$. The angle $\psi \in [0, 2\pi)$ denotes the direction of propagation in the xy plane. As the procedure to solve a dispersion equation for q , and then determine $\mathbf{e}(z)$ and $\mathbf{h}(z)$, for a specific ψ has been described elsewhere in detail [1, 19], it is not repeated here.

2. NUMERICAL RESULTS AND DISCUSSION

For illustrative results, we set $\varepsilon_m = -56 + i21$ (aluminum at free-space wavelength $\lambda_0 = 633$ nm), $\varepsilon_a = 2.26(1 + i\delta)$, $\varepsilon_b = 3.46(-1 + i\delta)$, $\varepsilon_c = 2.78(1 + i\delta)$, $\delta = 0.001$, $h = +1$, $\Omega = 135$ nm, $\chi = \pi/6$, and $\psi = 0$. Over the spectral regime $\lambda_0 \in [600, 700]$ nm, we found either one or two solutions q of the SPP-wave dispersion equation. Our search was confined to the regime $\text{Re}(q)/k_0 \in (1, 4]$, where $k_0 = 2\pi/\lambda_0$ is the free-space wave number, and we incremented λ_0 in units of 5 nm. As shown in Fig. 1, the solutions can be organized on two branches. Two SPP waves that differ in phase speed $\omega/\text{Re}(q)$ and propagation length $1/\text{Im}(q)$ can propagate along the x axis in the interface plane for $\lambda_0 \in [600, 661]$ nm, but only one such SPP wave can exist for $\lambda_0 \in [662, 700]$ nm. SPP waves on the longer branch have a phase speed $\sim 0.38c_0$, where c_0 is the speed of light in free space, while SPP waves on the shorter branch have a phase speed $\sim 0.82c_0$. The propagation lengths of SPP waves on the longer branch are ~ 4.2 μm , while those on the shorter branch have propagation lengths ranging from ~ 47 μm to ~ 94 μm .

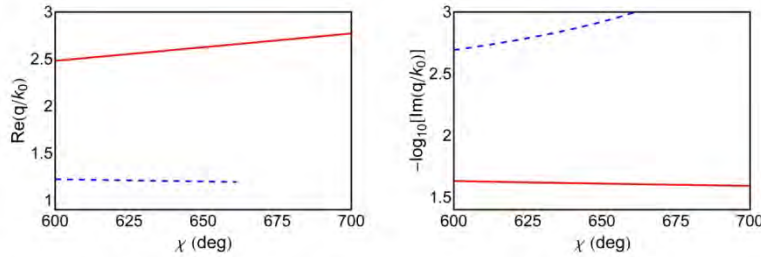


Fig. 1 Real and imaginary parts of q as functions of λ_0 when $\psi = 0$, $\varepsilon_m = -56 + i21$, $\varepsilon_a = 2.26(1 + i\delta)$, $\varepsilon_b = 3.46(-1 + i\delta)$, $\varepsilon_c = 2.78(1 + i\delta)$, $\delta = 0.001$, $h = +1$, $\Omega = 135$ nm, and $\chi = 30^\circ$.

Not only are the SPP waves on the two branches in Fig. 1 dissimilar in phase speed and propagation length, but the spatial profiles of their field along the z axis also differ. Figure 2 presents plots of the magnitudes of the Cartesian components of $\mathbf{e}(z)$ and $\mathbf{h}(z)$ as functions of z for the SPP wave with $q = (1.2066 + i0.0015)k_0$, while Fig. 3 presents the same plots for the SPP wave with $q = (2.5826 + i0.0242)k_0$, when $\lambda_0 = 635$ nm. Also shown are the variations of the Cartesian components of the time-averaged Poynting vector $\mathbf{P}(\mathbf{r}) = (1/2) \text{Re}[\mathbf{E}(\mathbf{r}) \times \mathbf{H}^*(\mathbf{r})]$ with z on the line $\{x = 0, y = 0\}$. On the metal side, both SPP waves decay almost similarly with distance from the plane $z = 0$. However, on the other side of the interface, the SPP wave in Fig. 2 is quite weakly localized to the interface, whereas the SPP wave in Fig. 3 is very strongly localized to the interface.

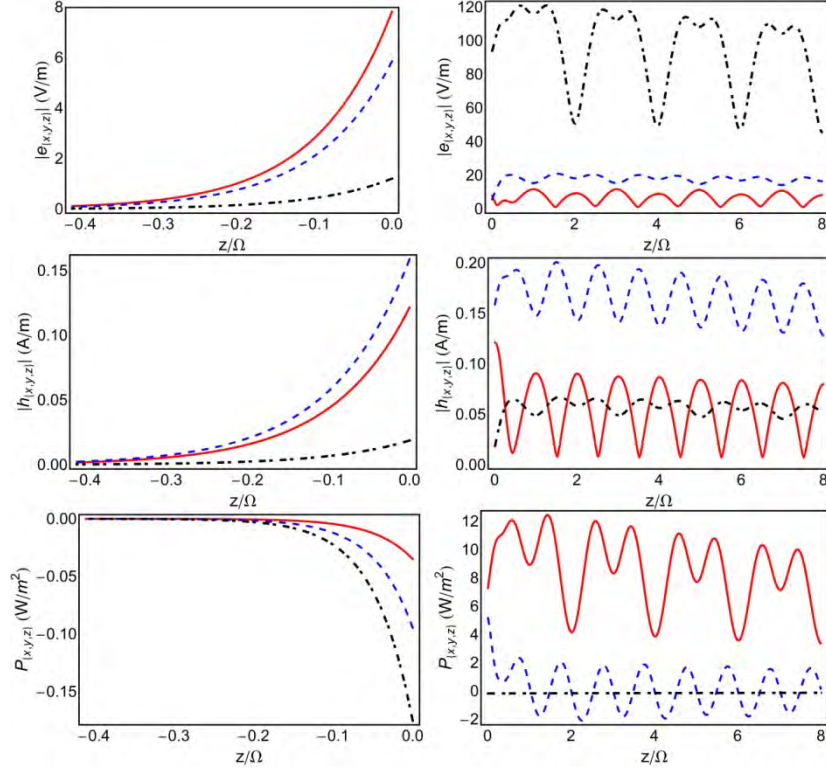


Fig. 2 Normalized variations with z of the magnitudes of the components of $\mathbf{e}(z)$, $\mathbf{h}(z)$, and $\mathbf{P}(0,0,z)$ for an SPP wave when $\varepsilon_m = -56 + i21$, $\lambda_0 = 635$ nm, $\varepsilon_a = 2.26(1 + i\delta)$, $\varepsilon_b = 3.46(-1 + i\delta)$, $\varepsilon_c = 2.78(1 + i\delta)$, $\delta = 0.001$, $h = +1$, $\Omega = 135$ nm, $\chi = \pi/6$, and $\psi = 0$. The x , y , and z -components are represented by red solid, blue dashed, and black chain-dashed lines, respectively. For this SPP wave, $q = (1.2066 + i0.0015)k_0$.

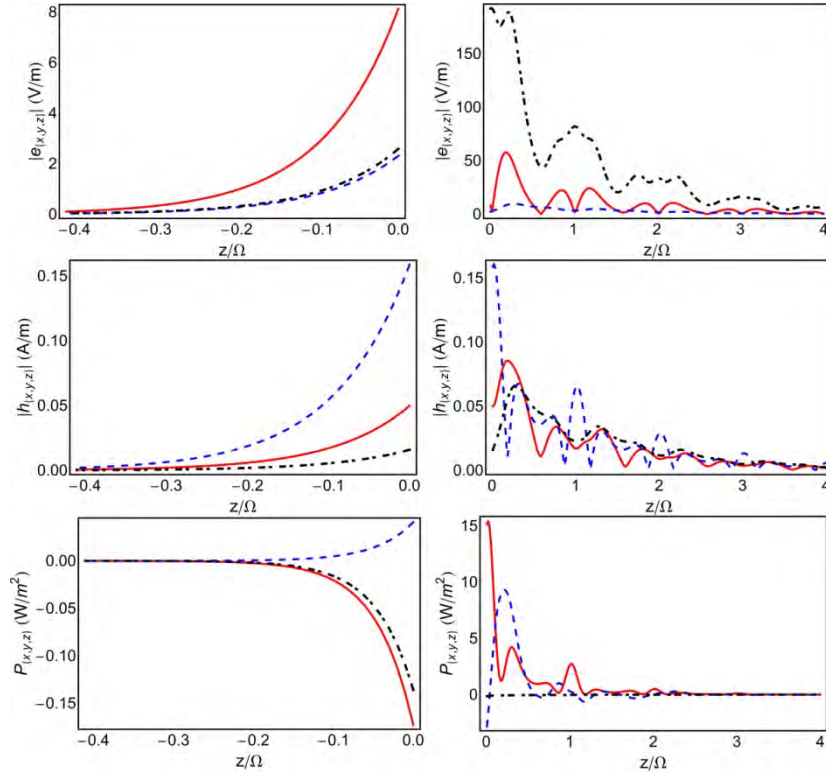


Fig. 3. Same as Fig. 2 except for the SPP wave with $q = (2.5826 + i0.0242)k_0$.

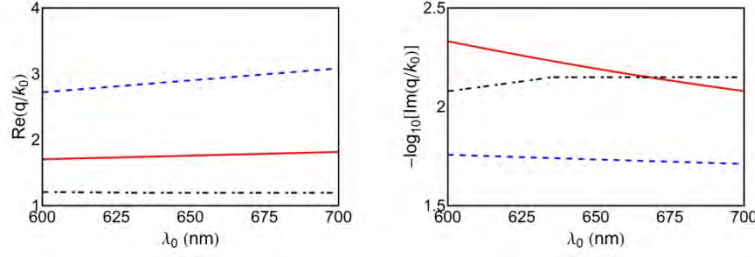


Fig. 4 Same as Fig. 1 except for $\psi = \pi/4$.

The SPP-wave-propagation phenomenon depends strongly on ψ . As an example, Fig. 4 presents the solutions of the dispersion equation for the same set of partnering materials as the one used for Fig. 1, except that the SPP waves propagate parallel to the unit vector $(\hat{u}_x + \hat{u}_y)/2$ in the xy plane. The solutions q can be organized in three branches for $\psi = \pi/4$, unlike for $\psi = 0$. Furthermore, all three branches for $\psi = \pi/4$ span the entire spectral range $\lambda_0 \in [600, 700]$ nm, but only one of the two for $\psi = 0$ does the same. Finally, the differences in the phase speeds and the propagation lengths of SPP waves on the three branches are not as wide for $\psi = \pi/4$ as for $\psi = 0$.

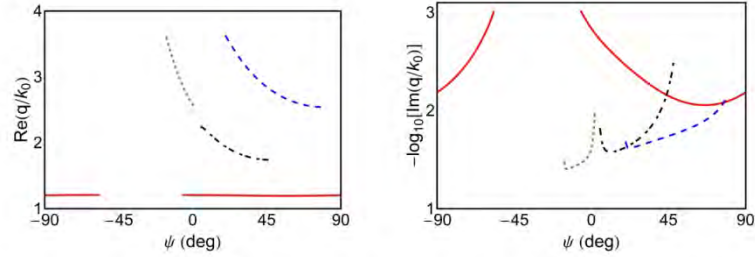


Fig. 5 Real and imaginary parts of q as functions of ψ when $\lambda_0 = 635$ nm, $\varepsilon_m = -56 + i21$, $\varepsilon_a = 2.26(1 + i\delta)$, $\varepsilon_b = 3.46(-1 + i\delta)$, $\varepsilon_c = 2.78(1 + i\delta)$, $\delta = 0.001$, $h = +1$, $\Omega = 135$ nm, and $\chi = 30^\circ$.

To further illustrate the strong dependence of SPP-wave propagation on the direction of propagation in the interface plane, the real and imaginary parts of q/k_0 are presented in Fig. 5 as functions of $\psi \in [-90^\circ, 90^\circ]$ when $\lambda_0 = 635$ nm and $\chi = 30^\circ$. The figure shows that at least one solution exists for all values of $\psi \in [-90^\circ, -57^\circ] \cup [-6^\circ, 90^\circ]$. Of course, because of chiral symmetry about the z axis the solutions of the dispersion equation are the same for ψ and $\psi \pm 180^\circ$.

The tilt angle χ affects the propagation of SPP waves significantly, as can be seen from Fig. 6 for the same parameters as for Figs. 2 and 3, except that χ is variable. No solutions were found in the range $Re(q)/k_0 \in (1, 4]$ for $\chi \in (34.9^\circ, 42.8^\circ) \cup (47.6^\circ, 90^\circ]$. Although the solutions for $\chi \in [0^\circ, 34.9^\circ] \cup [42.8^\circ, 47.6^\circ]$ can be organized in three branches, only one solution exists for much of this range and two solutions are possible only for $\chi \in [29.6^\circ, 32.6^\circ]$.

3. CONCLUDING REMARKS

Thus, the chosen interface may guide none, one, or more than one SPP waves, depending on (i) the constitutive parameters of the hyperbolic, dielectric, structurally chiral partner and (ii) the direction of propagation in the interface plane.

Although we have discussed the solutions of the canonical problem for SPP waves guided by the planar interface of a metal and a hyperbolic, dielectric, structurally chiral material, the geometric configuration of this problem is not practically implementable. For experimental excitation of SPP waves, apparatus involving prisms [3, 6, 20] and grating [21, 22] are generally used. The apparatus containing gratings are better for exciting SPP waves with high magnitudes of $Re(q)/k_0$ because prisms of very high refractive index (say, greater than 2.6) are uncommon in the spectral regime of optics. In subsequent research, we plan

to examine soon the grating-coupled excitation of the SPP waves predicted in this paper.

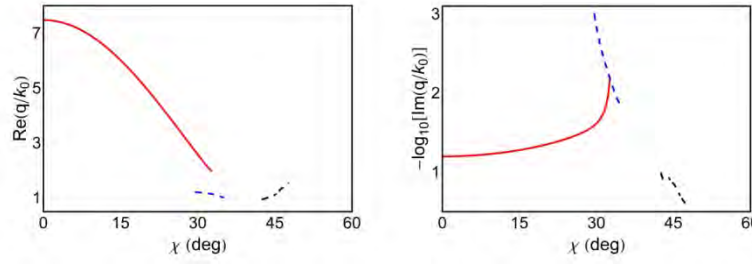


Fig. 6 Real and imaginary parts of q as functions of χ when $\lambda_0 = 635$ nm, $\epsilon_m = -56 + i21$, $\epsilon_a = 2.26(1 + i\delta)$, $\epsilon_b = 3.46(-1 + i\delta)$, $\epsilon_c = 2.78(1 + i\delta)$, $\delta = 0.001$, $h = +1$, $\Omega = 135$ nm, and $\psi = 0$.

REFERENCES

1. J.A. POLO, JR., T.G. MACKAY, A. LAKHTAKIA, *Electromagnetic Surface Waves: A Modern Perspective*, Elsevier, Waltham, MA, 2013.
2. A.S. HALL, M. FARYAD, G.D. BARBER, L. LIU, S. ERTEN, T.S. MAYER, A. LAKHTAKIA, T.E. MALLOUK, *Broadband light absorption with multiple surface plasmon polariton waves excited at the interface of a metallic grating and photonic crystal*, ACS Nano **7**, pp. 4995-5007, 2013.
3. DEVENDER, D. P. PULSIFER, A. LAKHTAKIA, *Multiple surface plasmon polariton waves*, Electron. Lett. **45**, 1137-U52, 2009.
4. M. FARYAD, A. LAKHTAKIA, *On surface plasmon-polariton waves guided by the interface of a metal and a rugat filter with a sinusoidal refractive-index profile*, J. Opt. Soc. Am. B **27**, pp. 2218-2223, 2010.
5. S.E. SWIONTEK, D.P. PULSIFER, A. LAKHTAKIA, *Optical sensing of analytes in aqueous solutions with a multiple surface-plasmon-polariton-wave platform*, Sci. Rep. **3**, 1409, 2013.
6. T. TURBADAR, *Complete absorption of light by thin metal films*, Proc. Phys. Soc. London **73**, pp. 40-44, 1959.
7. A. OTTO, *Excitation of nonradiative surface plasma waves in silver by the method of frustrated total reflection*, Z. Phys. **216**, pp. 398-410, 1968.
8. R.A. DEPINE, M.L. GIGLI, *Excitation of surface plasmons and total absorption of light at the flat boundary between a metal and a uniaxial crystal*, Opt. Lett. **20**, pp. 2243-2245, 1995.
9. I. ABDULHALIM, *Surface plasmon TE and TM waves at the anisotropic film-metal interface*, J. Opt. A: Pure Appl. Opt. **11**, 015002, 2009.
10. H. LÜTKEPOHL, *Handbook of Matrices*, Wiley, 1996.
11. P.A. BELOV, *Backward waves and negative refraction in uniaxial dielectrics with negative dielectric permittivity along the anisotropy axis*, Microw. Opt. Technol. Lett. **37**, pp. 259-263, 2003.
12. T.G. MACKAY, A. LAKHTAKIA, R.A. DEPINE, *Uniaxial dielectric media with hyperbolic dispersion relations*, Microw. Opt. Technol. Lett. **48**, pp. 363-367, 2006.
13. R.K. FISHER, R.W. GOLD, *Resonance cones in the field pattern of a short antenna in an anisotropic plasma*, Phys. Rev. Lett. **22**, 1093 (1969).
14. X. GERBAUX, M. TAZAWA, A. HADNI, *Far IR transmission measurements on triglycine sulphate (TGS), at 5K*, Ferroelectrics **215**, pp. 47-63, 1998.
15. J. SUN, J. ZHOU, B. LI, F. KANG, *Indefinite permittivity and negative refraction in natural material: Graphite*, Appl. Phys. Lett. **98**, 101901, 2011.
16. J. KANUNGO, J. SCHILLING, *Experimental determination of the principal dielectric functions in silver nanowire metamaterials*, Appl. Phys. Lett. **97**, 021903, 2010.
17. M.A.K. OTHMAN, C. GUCLU, F. CAPOLINO, *Graphene-dielectric composite metamaterials: evolution from elliptic to hyperbolic wavevector dispersion and the transverse epsilon-near-zero condition*, J. Nanophoton. **7**, 073089, 2013.
18. A. LAKHTAKIA, *Exhibition of circular Bragg phenomenon by hyperbolic, dielectric, structurally chiral materials*, J. Nanophoton. **8**, 083998, 2014.
19. J.A. POLO JR., A. LAKHTAKIA, *On the surface plasmon polariton wave at the planar interface of a metal and a chiral sculptured thin film*, Proc. R. Soc. Lond. A **465**, pp. 87-107, 2009.
20. E. KRETSCHMANN, H. RAETHER, *Radiative decay of non radiative surface plasmons excited by light*, Z. Naturforsch. A **23**, pp. 2135-2136, 1968.
21. F. ROMANATO, K.H. LEE, H.K. KANG, G. RUFFATO, C.C. WONG, *Sensitivity enhancement in grating coupled surface plasmon resonance by azimuthal control*, Opt. Exp. **17**, pp. 12145-12154, 2009.
22. I. DOLEV, M. VOLODARSKY, G. PORAT, A. ARIE, *Multiple coupling of surface plasmons in quasiperiodic gratings*, Opt. Lett. **36**, pp. 1584-1586, 2011.