

Universal quantum gates on microwave photons assisted by circuit quantum electrodynamics

Ming Hua, Ming-Jie Tao, and Fu-Guo Deng*

Department of Physics, Applied Optics Beijing Area Major Laboratory, Beijing Normal University, Beijing 100875, China

(Dated: December 3, 2024)

Based on a microwave-photon quantum processor with multiple superconducting resonators coupled to one three-level superconducting qutrit, we construct the controlled-phase (c-phase) and controlled-controlled-phase (cc-phase) gates on microwave-photon-resonator qudits, by combination of the photon-number-dependent frequency-shift effect and the resonant operation between the qutrit and a resonator. This distinct feature provides us a useful way for achieving higher fidelity quantum logic gates on resonator qudits in a shorter operation time, compared with others. The fidelity of our c-phase gate can reach 99.51% within 92 ns. The fidelity of our cc-phase gate on three resonator qudits constructed here in the first time, can reach 92.92% within 124.64 ns.

PACS numbers: 03.67.Lx, 03.67.Bg, 85.25.Dq, 42.50.Pq

I. INTRODUCTION

Quantum communication and quantum computation [1, 2] attracted much attention in recent years. Many important schemes were proposed for quantum information processing and quantum computing by using different quantum systems, such as photonic systems [3–8], nuclear magnetic resonance [9–11], quantum dots [12–18], diamond nitrogen-vacancy (NV) centers [19–25], circuit quantum electrodynamics (QED) [26–31], and so on. Universal quantum gates are very important in quantum computing and quantum communication. They are the key elements in constructing a universal quantum computer. Moreover, they can be used to produce the entanglement of multipartite quantum systems. The controlled phase (c-phase) gate is one of the important universal two-qubit gates. It has the same role as the controlled-not gate in quantum computing. The controlled-controlled-phase (cc-phase) gate is an important three-qubit gate which can play the same role as the three-qubit Toffoli gate which can be used to construct a universal quantum computing with Hadamard operations.

Circuit QED, which combines superconducting circuits and cavity QED, provides a good platform for quantum information processing [26–31]. A superconducting Josephson junction can act as a perfect qubit and it has some good features, such as the large scale integration [32], a relatively long coherence time about 0.1 ms [33], the versatility in its energy-level structure with Ξ , Λ , V , and even Δ types [34] which cannot be found in atom systems, the tunable coupling superconducting qubit [35–37], and so on. All these characters attract much attention focused on quantum information processing on superconducting qubits in circuit QED. Some interesting proposals for quantum information processing on qubits are presented, such as the fast reset of a superconducting qubit [38], universal quantum gates and entanglement generation [39], single-shot individual qubit measurement and the joint qubit readout [40], fast quantum entangling operation on superconducting qubits [31], and so on.

A superconducting coplanar resonator whose quality fac-

tor Q can be increased to be 10^6 and even 10^{12} [41], can be used as a qudit as it contains some microwave photons whose life time is much longer than that of a superconducting qubit [42]. The coupling strength between a resonator and a transmission line is tunable [43]. Moreover, the strong and even ultra-strong coupling [44] in circuit QED affords a strong nonlinear interaction between a superconducting qubit and a microwave-photon qudit. These good features make resonators act as a powerful platform for quantum information processing as well. There are many studies on resonator qudits, such as, resolving photon number states in a superconducting circuit [27], preparing individual Fock states and their superpositions [45, 46], realizing quantum non-demolition detection of single microwave photons [47], entangling resonator qudits [48–53], constructing coupled gates [54] on two resonator qudits, and so on. Aiming at constructing high-fidelity multi-qubit entangling gates on resonators for quantum information processing, we focus on the number-state-dependent interaction between a superconducting qubit and resonator qudits proposed by Schuster *et al.* [27], which provides an interesting way for achieving the state-selective qubit rotation. This rotation has been used for generating the quantum entanglement [55] and constructing the c-phase gate on two resonator qudits [56].

In this paper, we propose a microwave-photon quantum processor with several tunable resonators [57] coupled to a tunable superconducting qutrit, by combination of the number-state-dependent interaction between a superconducting qutrit and a resonator-qudit subsystem and the resonant operation between the qutrit and another resonator-qudit subsystem, different from those in Refs. [54, 56]. We construct the c-phase gate on two resonator qudits, in which the transition frequency of the superconducting qutrit depends on the photon number in one resonator and it resonates with the other resonator, different from the gate by Wu *et al.* [56] in which the transition frequency of the superconducting qubit relies on the photon numbers of the two resonators. This distinct feature provides us a useful way for achieving a higher fidelity c-phase gate on two resonator qudits within a shorter operation time, compared with others. The fidelity of our c-phase gate can reach 99.51% within the operation time 92 ns. Moreover, we construct the cc-phase gate on three-resonator qudits in the first time, by using a resonator to complete the resonant

*Corresponding author: fgdeng@bnu.edu.cn

operation and the other two resonators to achieve the number-state-dependent interaction on the superconducting qutrit. Its fidelity can reach 92.92% within the operation time 124.64 ns.

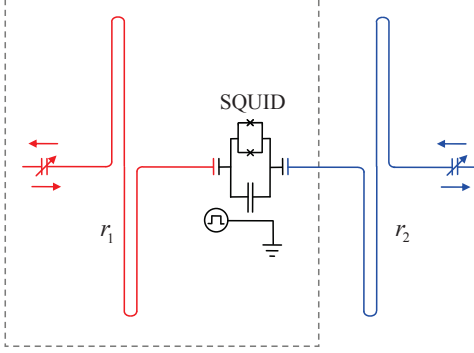


FIG. 1: (Color online) Schematic diagram for the c-phase gate on two microwave-photon-resonator qutrits, by combination of the number-state-dependent interaction between the superconducting qutrit (SQUID) and the left resonator (r_1) and the resonant operation between the qutrit and the right resonator (r_2). The two tunable resonators are capacitively coupled to the superconducting qutrit whose transition frequency can be tuned by an external flux.

II. CONTROLLED-PHASE GATE ON TWO RESONATORS IN CIRCUIT QED

Let us first consider a system composed of a two-level superconducting qubit (SQUID) q and a resonator (r_1), whose schematic diagram is the same as that shown in the dashed-line box in Fig. 1. The Hamiltonian for this system with the rotation-wave approximation ($\hbar = 1$) is:

$$H_1 = \omega^{r_1} a^\dagger a + \omega^q \sigma^+ \sigma^- + g(a\sigma^+ + a^\dagger \sigma^-), \quad (1)$$

where $\sigma^+ = |1\rangle\langle 0|$ and a^\dagger are the creation operators of the superconducting qubit q and the resonator r_1 , respectively. g is the coupling strength between the qubit and the resonator. ω^{r_1} and ω^q are the transition frequencies of the resonator r_1 and the qubit, respectively. In the dispersive regime ($\frac{g^2}{\Delta} \leq 1$) in circuit QED, by making a unitary transformation $U = \exp\left[\frac{g}{\Delta}(a\sigma^+ - a^\dagger \sigma^-)\right]$, the Hamiltonian H_1 becomes

$$H'_1 = UH_1U^\dagger \approx \omega^{r_1} a^\dagger a + \frac{1}{2} \left[\omega^q + \frac{g^2}{\Delta}(2a^\dagger a + 1) \right] \sigma_z. \quad (2)$$

The effect of the photon-number-dependent transition frequency of the qubit can be described as

$$\omega_n^q = \omega^q + \frac{g^2}{\Delta}(2n + 1). \quad (3)$$

Here $\Delta = \omega^{r_1} - \omega^q$. $n = a^\dagger a$ is the photon number in a resonator. ω_n^q is the changed transition frequency of the qubit due to the different photon number in the resonator.

In the dispersive strong regime ($\frac{g^2}{\Delta} \ll 1$), the photon-number-dependent transition frequency of the qubit is too small to distinguish the different transition frequencies of the qubit due to the different photon numbers in the resonator. In the quasi-dispersive regime ($\frac{1}{10} < \frac{g^2}{\Delta} < 1$), the transition frequency of the qubit depends on the photon number largely, shown in Eq.(3). That is, if we apply a drive field with the frequency equivalent to the transition frequency of the qubit when $n = 1$, and take a proper amplitude $|\Omega| \ll \frac{g^2}{\Delta}$ to suppress the error generated by off-resonant transitions sufficiently, the field will flip the qubit only if there is one microwave photon in the resonator. On the other hand, if we apply a drive field with the frequency equivalent to the transition frequency of the qubit when $n = 0$, and take a proper amplitude, the field will flip the qubit only if there is no microwave photon in the resonator. To describe this effect, we consider a system with the resonator r_1 coupled to a Ξ -type three-level superconducting qutrit, whose Hamiltonian is (in the rotating-wave approximation)

$$H_2 = \sum_{l=g,e,a} E_l |l\rangle_q \langle l| + \omega^{r_1} a_1^\dagger a_1 + g_1^{g,e} (a_1^\dagger \sigma_{g,e}^- + a_1 \sigma_{g,e}^+) + g_1^{e,a} (a_1^\dagger \sigma_{e,a}^- + a_1 \sigma_{e,a}^+), \quad (4)$$

where $|g\rangle_q$, $|e\rangle_q$ and $|a\rangle_q$ are the first three lower energy levels of the qutrit. $\sigma_{g,e}^+$ and $\sigma_{e,a}^+$ are the creation operators for the transitions $|g\rangle_q \rightarrow |e\rangle_q$ and $|e\rangle_q \rightarrow |a\rangle_q$ of the qutrit q , respectively. a_1^\dagger is the creation operator of the resonator r_1 . The energy for the level l of q is E_l , and ω^{r_1} is the transition frequency of r_1 . $g_1^{g,e}$ and $g_1^{e,a}$ are the coupling strengths between these two transitions of q and r_1 .

A microwave drive field $H_d = \Omega(|e\rangle_q \langle g| e^{-i\omega_d t} + |g\rangle_q \langle e| e^{i\omega_d t})$ with a proper amplitude Ω is applied to interact with the qutrit, and here the frequency ω_d is chosen to be equivalent to the transition frequency ($|e\rangle_q \leftrightarrow |a\rangle_q$) of the qutrit q when there is no microwave photon in the resonator. Due to the realistic quantum Rabi oscillation (ROT) occurring between the dress states of the system [58], we simulate the expectation value of $\text{ROT}_0^{e,a} (|0\rangle_{r_1} |e\rangle_q)_{\text{dress}} \leftrightarrow (|0\rangle_{r_1} |a\rangle_q)_{\text{dress}}$ and $\text{ROT}_1^{e,a} (|1\rangle_{r_1} |e\rangle_q)_{\text{dress}} \leftrightarrow (|1\rangle_{r_1} |a\rangle_q)_{\text{dress}}$, shown in Fig. 2. The transition frequencies of $|g\rangle_q \leftrightarrow |e\rangle_q$ and $|e\rangle_q \leftrightarrow |a\rangle_q$ of the qutrit are chosen to be $\omega^{g,e}/(2\pi) = E_e - E_g = 8.7\text{GHz}$ and $\omega^{e,a}/(2\pi) = E_a - E_e = 8.0\text{GHz}$, respectively. $\omega^{r_1}/(2\pi) = 7.5\text{GHz}$. The coupling strengths between two transitions of the qutrit and r_1 are taken in convenience with $g_1^{g,e}/(2\pi) = g_1^{e,a}/(2\pi) = 0.2\text{GHz}$. The frequency and amplitude of the drive field are $\omega^d/(2\pi) = 8.043\text{GHz}$ and $\Omega = 0.0115\text{GHz}$, respectively.

As shown in Fig. 2, the maximal probability of $\text{ROT}_0^{e,a}$ can reach 100%. After a period of $\text{ROT}_0^{e,a}$, a π phase shift can be generated on the state $(|0\rangle_{r_1} |e\rangle_q)_{\text{dress}}$, and $\text{ROT}_1^{e,a}$ and the other oscillations take place with a very small probability, which indicate that the final state of the system composed of r_1 and q becomes

$$|\phi_f\rangle = \frac{1}{2} [(|0\rangle_{r_1} |g\rangle_q)_{\text{dress}} - (|0\rangle_{r_1} |e\rangle_q)_{\text{dress}} + (|1\rangle_{r_1} |g\rangle_q)_{\text{dress}} + (|1\rangle_{r_1} |e\rangle_q)_{\text{dress}}] \quad (5)$$

after the state-selective qubit rotation if the initial state of the

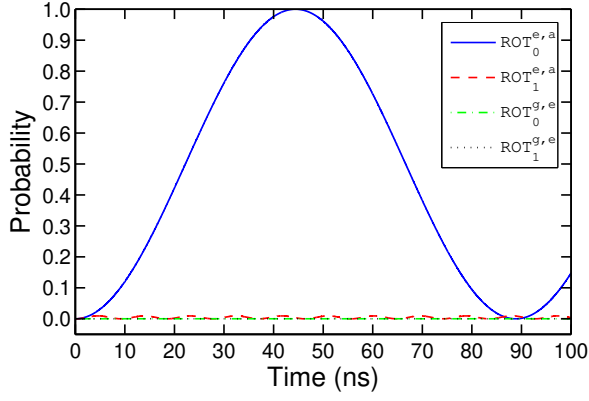


FIG. 2: (Color online) The expectation values of the probability distributions of the quantum Rabi oscillations $ROT_0^{g,e}$, $ROT_0^{e,a}$, $ROT_1^{g,e}$, and $ROT_1^{e,a}$. $ROT_0^{g,e}$ and $ROT_0^{e,a}$ represent the oscillations of $(|0\rangle_{r_1} |g\rangle_q)_{dress} \leftrightarrow (|0\rangle_{r_1} |e\rangle_q)_{dress}$ and $(|0\rangle_{r_1} |e\rangle_q)_{dress} \leftrightarrow (|0\rangle_{r_1} |a\rangle_q)_{dress}$, respectively. $ROT_1^{g,e}$ and $ROT_1^{e,a}$ represent the oscillations of $(|1\rangle_{r_1} |g\rangle_q)_{dress} \leftrightarrow (|1\rangle_{r_1} |e\rangle_q)_{dress}$ and $(|1\rangle_{r_1} |e\rangle_q)_{dress} \leftrightarrow (|1\rangle_{r_1} |a\rangle_q)_{dress}$, respectively

system is

$$|\phi_0\rangle = \frac{1}{2}[(|0\rangle_1 |g\rangle_q)_{dress} + (|0\rangle_1 |e\rangle_q)_{dress} + (|1\rangle_1 |g\rangle_q)_{dress} + (|1\rangle_1 |e\rangle_q)_{dress}]. \quad (6)$$

This is just the outcome of a hybrid c-phase gate on r_1 and q by using r_1 as the control qubit and q as the target qubit. At the beginning and end of the algorithm, we can turn on and off the coupling between r_1 and q to evolve the dress states into the computational states [58]. On one hand, one can tune the transition frequency of the resonator or the qutrit to make them resonate or largely detune with each other, in order to turn on or off the interaction between q and a non-computational resonator. On the other hand, one can tune on or off the coupling between the qutrit and the non-computational resonator [59, 60].

The principle of our c-phase gate on two resonator qudits based on the state-selective qubit rotation is shown in Fig. 1. The matrix representation of the c-phase gate can be written as

$$\begin{pmatrix} 1 & 0 & 0 & 0 \\ 0 & 1 & 0 & 0 \\ 0 & 0 & 1 & 0 \\ 0 & 0 & 0 & -1 \end{pmatrix} \quad (7)$$

in the basis of a two-resonator-qudit system $|0\rangle_1 |0\rangle_2$, $|0\rangle_1 |1\rangle_2$, $|1\rangle_1 |0\rangle_2$, $|1\rangle_1 |1\rangle_2$. The Hamiltonian of the system composed of the resonators r_1 , r_2 , and q can be written as (in the rotating-wave approximation)

$$H_2 = \sum_{l=g,e,a} E_l |l\rangle_q \langle l| + \sum_{i=1,2} [\omega^i a_i^\dagger a_i + g_i^{g,e} (a_i^\dagger \sigma_{g,e}^- + a_i \sigma_{g,e}^+) + g_i^{e,a} (a_i^\dagger \sigma_{e,a}^- + a_i \sigma_{e,a}^+)]. \quad (8)$$

Suppose that the initial state of the system is

$$|\psi_0\rangle = \frac{1}{2}(|0\rangle_1 |0\rangle_2 + |0\rangle_1 |1\rangle_2 + |1\rangle_1 |0\rangle_2 + |1\rangle_1 |1\rangle_2) \otimes |g\rangle_q. \quad (9)$$

Our c-phase gate on the two resonators can be accomplished with three steps as follows.

First, by resonating r_2 and q with $g_2^{g,e} t = \frac{\pi}{2}$, and turning off the interaction between r_1 and q , the system evolves from the initial state $|\psi_0\rangle$ to the state

$$|\psi_1\rangle = \frac{1}{2}(|0\rangle_1 |g\rangle_q - i|0\rangle_1 |e\rangle_q + |1\rangle_1 |g\rangle_q - i|1\rangle_1 |e\rangle_q) \otimes |0\rangle_2. \quad (10)$$

Second, by turning on the coupling between r_1 and q , and turning off the coupling between r_2 and q , the state of the system becomes

$$|\psi'_1\rangle = \frac{1}{2}[(|0\rangle_1 |g\rangle_q)_{dress} - i(|0\rangle_1 |e\rangle_q)_{dress} + (|1\rangle_1 |g\rangle_q)_{dress} - i(|1\rangle_1 |e\rangle_q)_{dress}] \otimes |0\rangle_2. \quad (11)$$

By applying a drive field $\frac{1}{2}(\Omega |e\rangle_q \langle g| + \Omega^* |g\rangle_q \langle e|)$ with the frequency equivalent to the transition frequency $(|e\rangle_q \leftrightarrow |a\rangle_q)$ of the qutrit when there is no microwave photon in the resonator r_1 , after an operation time of $\Omega t = \frac{\pi}{2}$, the state of the system is changed to be

$$|\psi_2\rangle = \frac{1}{2}[(|0\rangle_1 |g\rangle_q)_{dress} + i(|0\rangle_1 |e\rangle_q)_{dress} + (|1\rangle_1 |g\rangle_q)_{dress} - i(|1\rangle_1 |e\rangle_q)_{dress}] \otimes |0\rangle_2. \quad (12)$$

Third, by turning off the coupling between r_1 and q , the state of the system evolves from $|\psi_2\rangle$ into

$$|\psi'_2\rangle = \frac{1}{2}(|0\rangle_1 |g\rangle_q + i|0\rangle_1 |e\rangle_q + |1\rangle_1 |g\rangle_q - i|1\rangle_1 |e\rangle_q) \otimes |0\rangle_2. \quad (13)$$

By resonating r_2 and q with $g_2^{g,e} t = \frac{\pi}{2}$ again, and turning off the interaction between r_1 and q , the state of the system becomes

$$|\psi_f\rangle = \frac{1}{2}(|0\rangle_1 |0\rangle_2 + |0\rangle_1 |1\rangle_2 + |1\rangle_1 |0\rangle_2 - |1\rangle_1 |1\rangle_2) \otimes |g\rangle_q. \quad (14)$$

This is just the result of the c-phase gate on r_1 and r_2 by using r_1 as the control qubit and r_2 as the target qubit.

The reduced density operators of the two-resonator system in the initial state Eq. (9) and the final state Eq. (14) are shown in Fig. 3. One can see that the fidelity of our c-phase gate on two microwave-photon qudits is about 99.51% within about 93 ns. Here the fidelity is defined as $F = \text{Tr}(|\sqrt{\rho_f} \rho_{ideal} \sqrt{\rho_f}|)$ [61]. ρ_f is the density operator of final state of the two-microwave-photon-qudit system $|\psi_f\rangle$ and ρ_{ideal} is the density operator of the final state of the system after an ideal c-phase gate operation is performed with the initial state $|\psi_0\rangle$.

III. CONTROLLED-CONTROLLED-PHASE GATE ON THREE RESONATORS

The principle of our cc-phase gate on a three-resonator system is shown in Fig.4. Here the resonator r_1 has the same role

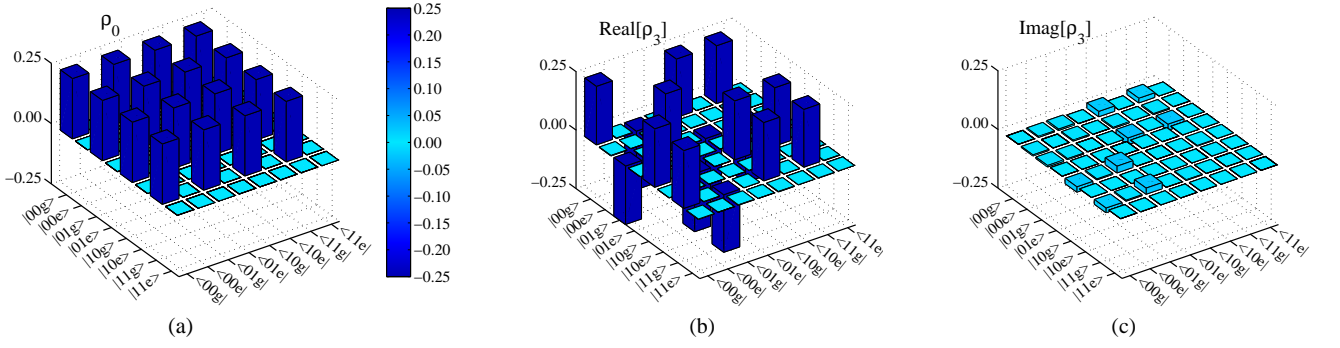


FIG. 3: (Color online) (a) The density operator (ρ_0) of the initial state $|\psi_0\rangle$ of the system composed of the two resonators and the qutrit in our c-phase gate. (b) and (c) are the real part ($\text{Real}[\rho_3]$) and the imagine part ($\text{Imag}[\rho_3]$) of the final state $|\psi_3\rangle$ of the system, respectively.

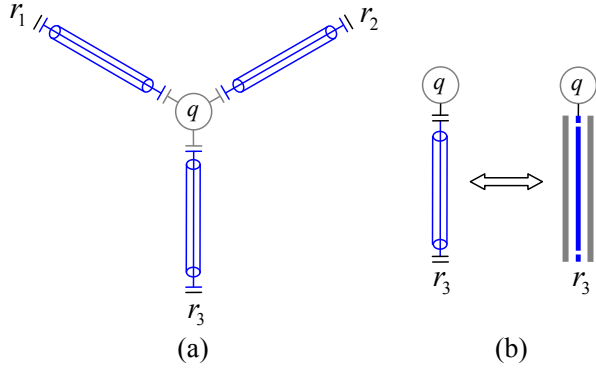


FIG. 4: (Color online) (a) The schematic diagram for the controlled-controlled-phase gate on a three-qutrit microwave-photon system. (b) The schematic diagram for the coupling between a superconducting qutrit and a microwave-photon resonator. Here q represents a superconducting qutrit. r_1 , r_2 , and r_3 are three microwave-photon resonators which have the same structure as that shown in Fig.1.

as r_2 and they both are used to provide the effect of the photon-number-dependent transition frequency of the Ξ -type three-level qutrit to accomplish the state-selective qubit rotation, different to the resonator r_3 . The photon-number-dependent transition frequency between $|e\rangle_q \leftrightarrow |a\rangle_q$ of the qutrit can be written as [55, 56, 58]

$$\omega'_{n_1, n_2}{}^{e, a} \approx \omega^{e, a} + \frac{(g_1^{e, a})^2}{\omega^{e, a} - \omega^{r_1}}(2n_1 + 1) + \frac{(g_2^{e, a})^2}{\omega^{e, a} - \omega^{r_2}}(2n_2 + 1). \quad (15)$$

Here n_1 and n_2 are the photon numbers in the resonators r_1 and r_2 , respectively. The photon-number-dependent transition frequency of q depends on the relationship of the photon numbers in two resonators. That is, one can afford a drive field with the frequency equivalent to the changed transition frequency of the qutrit to achieve the state-selective qubit rotation with different relations between n_1 and n_2 .

Suppose that $\frac{3(g_1^{e, a})^2}{\omega^{e, a} - \omega^{r_1}} = \frac{(g_2^{e, a})^2}{\omega^{e, a} - \omega^{r_2}}$, one can obtain the relation $\omega'_{n_1, n_2}{}^{e, a} = \omega^{e, a} + \frac{(g_1^{e, a})^2}{\omega^{e, a} - \omega^{r_1}}(N+4)$, where $N = 2n_1 + 6n_2$. The transition frequency of q can be divided into four groups, accord-

ing to the photon-number relations between r_1 and r_2 . That is, $|0\rangle_1 |0\rangle_2$, $|1\rangle_1 |0\rangle_2$, $|0\rangle_1 |1\rangle_2$, and $|1\rangle_1 |1\rangle_2$ with $N = 0, 2, 6$, and 8, respectively. Considering $N = 8$, a drive field with the frequency $\omega^d = \omega_{0,1}^{e, a} + \frac{12(g_1^{e, a})^2}{\omega^{e, a} - \omega^{r_1}}$ can flip the qutrit between $|e\rangle_q$ and $|a\rangle_q$ only if there is one microwave photon in each of the two resonators r_1 and r_2 .

If we take the initial state of the hybrid system composed of r_1 , r_2 , and q as

$$|\Phi_0\rangle = \frac{1}{2\sqrt{2}}[(|0\rangle_1 |0\rangle_2 |g\rangle_q)_{dress} + (|0\rangle_1 |0\rangle_2 |e\rangle_q)_{dress} + (|0\rangle_1 |1\rangle_2 |g\rangle_q)_{dress} + (|0\rangle_1 |1\rangle_2 |e\rangle_q)_{dress} + (|1\rangle_1 |0\rangle_2 |g\rangle_q)_{dress} + (|1\rangle_1 |0\rangle_2 |e\rangle_q)_{dress} + (|1\rangle_1 |1\rangle_2 |g\rangle_q)_{dress} + (|1\rangle_1 |1\rangle_2 |e\rangle_q)_{dress}], \quad (16)$$

applying a drive field to complete a state-selective qubit rotation operation on the transition between $|e\rangle_q \leftrightarrow |a\rangle_q$ when there is one microwave photon in each of the two resonators r_1 and r_2 , the state of the hybrid system becomes

$$|\Phi_f\rangle = \frac{1}{2\sqrt{2}}[(|0\rangle_1 |0\rangle_2 |g\rangle_q)_{dress} + (|0\rangle_1 |0\rangle_2 |e\rangle_q)_{dress} + (|0\rangle_1 |1\rangle_2 |g\rangle_q)_{dress} + (|0\rangle_1 |1\rangle_2 |e\rangle_q)_{dress} + (|1\rangle_1 |0\rangle_2 |g\rangle_q)_{dress} + (|1\rangle_1 |0\rangle_2 |e\rangle_q)_{dress} + (|1\rangle_1 |1\rangle_2 |g\rangle_q)_{dress} - (|1\rangle_1 |1\rangle_2 |e\rangle_q)_{dress}] \quad (17)$$

after the operation time $t = \frac{\pi}{\Omega}$. This is just the result of a hybrid cc-phase gate on the system composed of r_1 , r_2 , and q , by using r_1 and r_2 as the control qutrits and q as the target qubit.

With the hybrid cc-phase gate above, we can construct the cc-phase gate on three resonator qutrits, shown in Fig.4. The Hamiltonian of the hybrid system composed of the three resonators r_1 , r_2 , and r_3 and the superconducting qubit q is

$$H_3 = \sum_{l=g,e,a} E_l |l\rangle_q \langle l| + \sum_{i=1,2,3} [\omega_i^r a_i^\dagger a_i + g_i^{g,e} (a_i^\dagger \sigma_{g,e}^- + a_i \sigma_{g,e}^+) + g_i^{e,a} (a_i^\dagger \sigma_{e,a}^- + a_i \sigma_{e,a}^+)]. \quad (18)$$

Suppose that the initial state of the system is

$$|\Psi_0\rangle = \frac{1}{2\sqrt{2}}(|0\rangle_1 |0\rangle_2 |0\rangle_3 + |0\rangle_1 |0\rangle_2 |1\rangle_3)$$

$$\begin{aligned}
& + |0\rangle_1 |1\rangle_2 |0\rangle_3 + |0\rangle_1 |1\rangle_2 |1\rangle_3 \\
& + |1\rangle_1 |0\rangle_2 |0\rangle_3 + |1\rangle_1 |0\rangle_2 |1\rangle_3 \\
& + |1\rangle_1 |1\rangle_2 |0\rangle_3 + |1\rangle_1 |1\rangle_2 |1\rangle_3 \otimes |g\rangle_q. \quad (19)
\end{aligned}$$

The cc-phase gate can be achieved with the three steps as follows.

First, we turn off the interaction between the two resonators $r_1 r_2$ and q , and then resonate r_3 and the qutrit q in the transition between $|g\rangle_q$ and $|e\rangle_q$. After the operation time $t = \frac{3\pi}{\Omega}$, the state of the system evolves from $|\Psi_0\rangle$ into

$$\begin{aligned}
|\Psi_1\rangle = & \frac{1}{2\sqrt{2}}(|0\rangle_1 |0\rangle_2 |g\rangle_q + i|0\rangle_1 |0\rangle_2 |e\rangle_q \\
& + |0\rangle_1 |1\rangle_2 |g\rangle_q + i|0\rangle_1 |1\rangle_2 |e\rangle_q \\
& + |1\rangle_1 |0\rangle_2 |g\rangle_q + i|1\rangle_1 |0\rangle_2 |e\rangle_q \\
& + |1\rangle_1 |1\rangle_2 |g\rangle_q + i|1\rangle_1 |1\rangle_2 |e\rangle_q) \otimes |0\rangle_3. \quad (20)
\end{aligned}$$

Second, we turn off the interaction between r_3 and q , and turn on the interactions between r_1 and q , and r_2 and q . The state $|\Psi_1\rangle$ is changed to be

$$\begin{aligned}
|\Psi_1'\rangle = & \frac{1}{2\sqrt{2}}[(|0\rangle_1 |0\rangle_2 |g\rangle_q)_{dress} + i(|0\rangle_1 |0\rangle_2 |e\rangle_q)_{dress} \\
& + (|0\rangle_1 |1\rangle_2 |g\rangle_q)_{dress} + i(|0\rangle_1 |1\rangle_2 |e\rangle_q)_{dress} \\
& + (|1\rangle_1 |0\rangle_2 |g\rangle_q)_{dress} + i(|1\rangle_1 |0\rangle_2 |e\rangle_q)_{dress} \\
& + (|1\rangle_1 |1\rangle_2 |g\rangle_q)_{dress} + i(|1\rangle_1 |1\rangle_2 |e\rangle_q)_{dress}] \otimes |0\rangle_3. \quad (21)
\end{aligned}$$

By taking the hybrid cc-phase gate on r_1 , r_2 , and q , we can get

$$\begin{aligned}
|\Psi_2\rangle = & \frac{1}{2\sqrt{2}}[(|0\rangle_1 |0\rangle_2 |g\rangle_q)_{dress} + i(|0\rangle_1 |0\rangle_2 |e\rangle_q)_{dress} \\
& + (|0\rangle_1 |1\rangle_2 |g\rangle_q)_{dress} + i(|0\rangle_1 |1\rangle_2 |e\rangle_q)_{dress} \\
& + (|1\rangle_1 |0\rangle_2 |g\rangle_q)_{dress} + i(|1\rangle_1 |0\rangle_2 |e\rangle_q)_{dress} \\
& + (|1\rangle_1 |1\rangle_2 |g\rangle_q)_{dress} - i(|1\rangle_1 |1\rangle_2 |e\rangle_q)_{dress}] \otimes |0\rangle_3. \quad (22)
\end{aligned}$$

Third, we turn off the coupling between $r_1 r_2$ and q , the state of the system becomes

$$\begin{aligned}
|\Psi_2'\rangle = & \frac{1}{2\sqrt{2}}[|0\rangle_1 |0\rangle_2 |g\rangle_q + i|0\rangle_1 |0\rangle_2 |e\rangle_q \\
& + |0\rangle_1 |1\rangle_2 |g\rangle_q + i|0\rangle_1 |1\rangle_2 |e\rangle_q \\
& + |1\rangle_1 |0\rangle_2 |g\rangle_q + i|1\rangle_1 |0\rangle_2 |e\rangle_q \\
& + |1\rangle_1 |1\rangle_2 |g\rangle_q - i|1\rangle_1 |1\rangle_2 |e\rangle_q] \otimes |0\rangle_3. \quad (23)
\end{aligned}$$

By resonating r_3 and q , we can get the final state of the system as

$$\begin{aligned}
|\Psi_f\rangle = & \frac{1}{2\sqrt{2}}[|0\rangle_1 |0\rangle_2 |0\rangle_3 + |0\rangle_1 |0\rangle_2 |1\rangle_3 \\
& + |0\rangle_1 |1\rangle_2 |0\rangle_3 + |0\rangle_1 |1\rangle_2 |1\rangle_3 \\
& + |1\rangle_1 |0\rangle_2 |0\rangle_3 + |1\rangle_1 |0\rangle_2 |1\rangle_3 \\
& + |1\rangle_1 |1\rangle_2 |0\rangle_3 - |1\rangle_1 |1\rangle_2 |1\rangle_3] \otimes |g\rangle_q. \quad (24)
\end{aligned}$$

This is just the outcome of the cc-phase gate operation on r_1 , r_2 , and r_3 , by using r_1 and r_2 as the control qutrits and r_3 as the target qutrit.

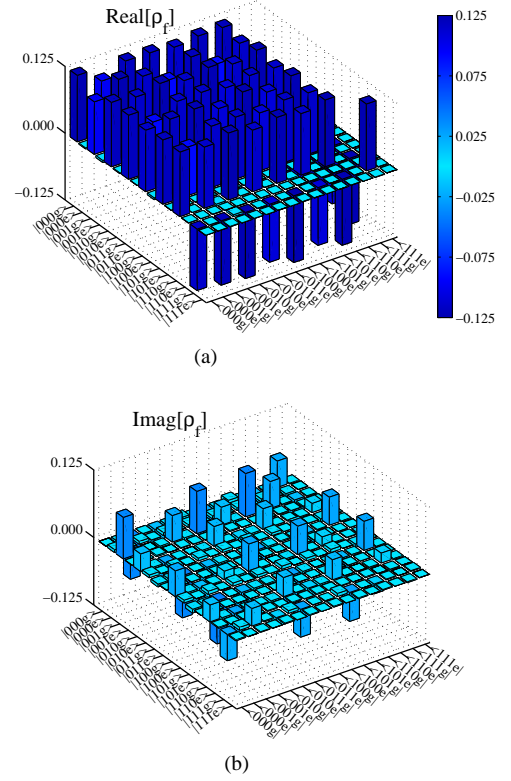


FIG. 5: (Color online) The real part (a) and the imagine part (b) of the final state $|\Psi_f\rangle$ of the system composed of the three microwave-photon resonators and the superconducting qutrit in our cc-phase gate, respectively.

We simulate the evolution for the density operator of the system with the initial state $|\Psi_0\rangle$, and the reduced density operator of the final state shown in Eq. (24) is shown in Fig.5. Here, $\omega^{r_1}/(2\pi) = 6.5GHz$, $\omega^{r_2}/(2\pi) = 7.5GHz$, $\omega^{r_3}/(2\pi) = 7.5GHz$, $\omega^{g,e}/(2\pi) = E_e - E_g = 8.7GHz$, $\omega^{e,a}/(2\pi) = E_a - E_e = 8.0GHz$, $g_1^{g,e}/(2\pi) = g_1^{e,a}/(2\pi) = 0.2GHz$, $g_2^{g,e}/(2\pi) = g_2^{e,a}/(2\pi) = 0.2GHz$, $g_3^{g,e}/(2\pi) = g_3^{e,a}/(2\pi) = 0.12GHz$, $\omega^d/(2\pi) = 8.1768GHz$, and $\Omega = 0.0266GHz$. From Fig.5, one can see that the fidelity of the gate can reach 92.92% within about 124.64 ns, without considering the decoherence and leakage of the resonators.

IV. DISCUSSION AND SUMMARY

The deterministic approaches to realize the nonlinear interaction between two photons for quantum information processing are usually based on the Kerr effect. Here we constructed the local c-phase and cc-phase gates on the resonator qutrits in a microwave-photon quantum processor by using the number-state-dependent interactions between the superconducting qubit and the resonator qutrits. The effect of number-state-dependent interaction suggests a photon-qubit conditional logic gate was proposed by Schuster *et al.* [27] in 2007. In 2010, Strauch, Jacobs, and Simmonds [55] used this

effect to achieve an arbitrary control of entanglement between two superconducting resonators. In 2012, Wu *et al.* [56] constructed the c-phase gate on two resonators for the one-way quantum computer using on-chip resonator qubits. The feasibility of the microwave photon quantum processor has been discussed in the applications for generating entanglement and constructing quantum logic gates [49, 56, 62]. The processor needs a tunable coupling superconducting qubit and some tunable resonators. The experiments showed that a tunable coupling strength between a superconducting qubit and a superconducting resonator is feasible [35–37]. Johansson *et al.* [63] and Ong *et al.* [64] gave the way for tuning the frequency of a resonator. In order to avoid to shorten the relaxation time of the qutrit, the processor needs high-Q resonators. That is, the present c-phase and cc-phase gates are feasible, similar to those in Refs.[49, 55, 56, 62]

Different from the c-phase gate on two resonator qudits proposed by Strauch [54], in which two resonator qudits are coupled to two capacitive-coupled-superconducting qubits, our microwave-photon quantum processor can be extended to the general case in which there are multiple resonators coupled to a superconducting qubit. Although the c-phase gate on two resonator qudits was constructed by Wu *et al.* [56] with the number-state-dependent interaction between a superconducting qubit and a two-resonator-qudit subsystem, our c-phase gate is based on the combination of the number-state-dependent interaction between a superconducting qutrit and a resonator-qudit subsystem and the resonant operation between the qutrit and another resonator-qudit subsystem. That is, in our scheme for the c-phase gate on two resonator qudits, the transition frequency of the qutrit depends on the photon number in one resonator, not those in two resonators [56], and the information of the qutrit comes from the resonant operation with another resonator. This difference makes us get a higher-fidelity c-phase gate on two resonator qudits with a shorter operation time, compared with previous proposals. The fidelity of our c-phase gate is about 99.51% within the operation time 93 ns.

There are, by far, no works about the construction of the cc-phase gate on three microwave-photon-resonator qudits. In our scheme for the cc-phase gate on three microwave-photon-resonator qudits, two resonators are used to complete the number-state-dependent interaction with the superconducting qutrit, which is similar to the c-phase gate in Ref. [56]. The other resonator is used to accomplish the resonant operation with the qutrit. Our scheme does not require the three resonators to complete the number-state-dependent interaction with the superconducting qutrit, which makes us gate a higher-fidelity cc-phase gate. The fidelity of our cc-phase gate can reach 92.92% within about 124.64 ns.

In our calculation, the parameters of the qutrit are taken as the same as those of a transmon qubit in Ref.[65]. Actually, the coupling strength for the two different transitions

of a transmon qutrit and a microwave-photon resonator is asymptotically increased as $(E_J/E_C)^{1/4}$ (for a transmon qubit, $20 < E_J/E_C < 5 \times 10^4$) [66]. That is, it is reasonable to use the same coupling strength for the two different transitions of a transmon qutrit and a resonator for convenience. The amplitudes of the drive fields for constructing the c-phase and cc-phase gates are too small (compared with the anharmonicity between the two transitions of the qutrit) to induce the influences coming from the higher excited energy level of the superconducting qutrit.

The coherence time of a transmon qutrit approaches to 0.1 ms [33] and the life time of microwave photons contained in resonators are always longer than that of a qutrit [42], which means our gates can be operated several hundreds of times within the life time of the processor. In order to evolve the systems from the dress states to the computational states in our schemes for constructing the gates, one needs to tune on or off the interaction between the resonators and the qubit, as the same as those in Refs. [55, 58]. The quantum error coming from this method is decided by the technique of the tunable transition frequency of a superconducting resonator and the tunable coupling strength between the qutrit and the resonators.

It is worth pointing out that the techniques for catching and releasing of microwave-photon states from a resonator to the transmission line [43] and the single-photon router in the microwave regime [65] have been realized in experiments. The microwave photon quantum processor can play an important platform for quantum communication as well.

In summary, we have constructed two universal quantum gates, i.e., the c-phase and cc-phase gates in a microwave-photon quantum processor which contains multiple superconducting microwave-photon-resonator qudits coupled to a Ξ -type superconducting qutrit. Our gates are based on the combination of the number-state-dependent interaction between a superconducting qutrit and a resonator-qudit subsystem and the resonant operation between the qutrit and another resonator-qudit subsystem, and they have a high fidelity in a short operation time. The algorithms of our gates are based on the Fock states of the resonators, and the microwave photon number in each resonator is limited to none or just one. As a universal quantum processor on microwave photons in resonators, these processors can deal with the quantum computation with microwave photons, and they can act as a platform for quantum communication as well.

Acknowledgments

This work is supported by the National Natural Science Foundation of China under Grant No. 11174039 and NECT-11-0031.

[1] M. A. Nielsen and I. L. Chuang, *Quantum Computation and Quantum Information* (Cambridge University, Cambridge,

2000).

- [2] G. F. Xu, J. Zhang, D. M. Tong, E. Sjöqvist, and L. C. Kwek, *Phys. Rev. Lett.* **109**, 170501 (2012).
- [3] E. Knill, R. Laflamme, and G. J. Milburn, *Nature (London)* **409**, 46 (2001).
- [4] K. Nemoto and W. J. Munro, *Phys. Rev. Lett.* **93**, 250502 (2004).
- [5] Q. Lin and J. Li, *Phys. Rev. A* **79**, 022301 (2009).
- [6] C. W. J. Beenakker, D. P. DiVincenzo, C. Emary, and M. Kindermann, *Phys. Rev. Lett.* **93**, 020501 (2004).
- [7] B. C. Ren, H. R. Wei, and F. G. Deng, *Laser Phys. Lett.* **10**, 095202 (2013).
- [8] H. R. Wei and F. G. Deng, *Opt. Express* **21**, 17671 (2013).
- [9] G. L. Long and L. Xiao, *Phys. Rev. A* **69**, 052303 (2004).
- [10] G. L. Long and L. Xiao, *J. Chem. Phys.* **119**, 8473 (2003).
- [11] G. R. Feng, G. F. Xu, and G. L. Long, *Phys. Rev. Lett.* **110**, 190501 (2013).
- [12] C. Y. Hu, A. Young, J. L. O'Brien, W. J. Munro, and J. G. Rarity, *Phys. Rev. B* **78**, 085307 (2008).
- [13] C. Y. Hu, W. J. Munro, and J. Rarity, *Phys. Rev. B* **78**, 125318 (2008).
- [14] C. Bonato, F. Haupt, S. S. R. Oemrawsingh, J. Gudat, D. Ding, M. P. van Exter, and D. Bouwmeester, *Phys. Rev. Lett.* **104**, 160503 (2010).
- [15] H. R. Wei and F. G. Deng, *Phys. Rev. A* **87**, 022305 (2013).
- [16] H. R. Wei and F. G. Deng, *Opt. Express* **22**, 593 (2014).
- [17] T. J. Wang, S. Y. Song, and G. L. Long, *Phys. Rev. A* **85**, 062311 (2012).
- [18] T. J. Wang, Y. Lu, and G. L. Long, *Phys. Rev. A* **86**, 042337 (2012).
- [19] E. Togan, Y. Chu, A. S. Trifonov, L. Jiang, J. Maze, L. Childress, M. V. G. Dutt, A. S. Sørensen, P. R. Hemmer, A. S. Zibrov, and M. D. Lukin, *Nature (London)* **466**, 730 (2010).
- [20] P. Neumann, R. Kolesov, B. Naydenov, J. Beck, F. Rempp, M. Steiner, V. Jacques, G. Balasubramanian, M. L. Markham, D. J. Twitchen, S. Pezzagna, J. Meijer, J. Twamley, F. Jelezko, and J. Wrachtrup, *Nature Phys.* **6**, 249 (2010).
- [21] H. R. Wei and F. G. Deng, *Phys. Rev. A* **88**, 042323 (2013).
- [22] Q. Chen, W. L. Yang, M. Feng, and J. F. Du, *Phys. Rev. A* **83**, 054305 (2011).
- [23] A. S. Zheng, J. H. Li, R. Yu, X. Y. Lü, and Y. Wu, *Opt. Express* **20**, 16902 (2012).
- [24] W. L. Yang, Z. Q. Yin, Z. Y. Xu, M. Feng, and J. F. Du, *Appl. Phys. Lett.* **96**, 241113 (2010).
- [25] B. C. Ren and F. G. Deng, *Laser Phys. Lett.* **10**, 115201 (2013).
- [26] A. Wallraff, D. I. Schuster, A. Blais, L. Frunzio, R. S. Huang, J. Majer, S. Kumar, S. M. Girvin, and R. J. Schoelkopf, *Nature (London)* **431**, 162 (2004).
- [27] D. I. Schuster, A. A. Houck, J. A. Schreier, A. Wallraff, J. M. Gambetta, A. Blais, L. Frunzio, J. Majer, B. Johnson, M. H. Devoret, S. M. Girvin, and R. J. Schoelkopf, *Nature (London)* **445**, 515 (2007).
- [28] Y. X. Liu, J. Q. You, L. F. Wei, C. P. Sun, and F. Nori, *Phys. Rev. Lett.* **95**, 087001 (2005).
- [29] Y. D. Wang, F. Xue, Z. Song, and C. P. Sun, *Phys. Rev. B* **76**, 174519 (2007).
- [30] Y. Cao, W. Y. Huo, Q. Ai, and G. L. Long, *Phys. Rev. A* **84**, 053846 (2011).
- [31] M. Hua and F. G. Deng, arXiv:1310.0102.
- [32] E. Lucero, R. Barends, Y. Chen, J. Kelly, M. Mariantoni, A. Megrant, P. O'Malley, D. Sank, A. Vainsencher, J. Wenner, T. White, Y. Yin, A. N. Cleland, and J. M. Martinis, *Nature Phys.* **8**, 719 (2012).
- [33] C. Rigetti, J. M. Gambetta, S. Poletto, B. L. T. Plourde, J. M. Chow, A. D. Corcoles, J. A. Smolin, S. T. Merkel, J. R. Rozen, G. A. Keefe, M. B. Rothwell, M. B. Ketchen, and M. Steffen, *Phys. Rev. B* **86**, 100506(R) (2012).
- [34] J. Q. You and F. Nori, *Nature (London)* **474**, 589 (2011).
- [35] A. P. Laloy, F. Nguyen, F. Mallet, P. Bertet, D. Vion, and D. Esteve, *J. Low Temp. Phys.* **151**, 1034 (2008).
- [36] R. Harris, A. J. Berkley, M. W. Johnson, P. Bunyk, S. Govorkov, M. C. Thom, S. Uchaikin, A. B. Wilson, J. Chung, E. Holtham, J. D. Biamonte, A. Yu. Smirnov, M. H. S. Amin, and A. M. van den Brink, *Phys. Rev. Lett.* **98**, 177001 (2007).
- [37] S. J. Srinivasan, A. J. Hoffman, J. M. Gambetta, and A. A. Houck, *Phys. Rev. Lett.* **106**, 083601 (2011).
- [38] M. D. Reed, B. R. Johnson, A. A. Houck, L. DiCarlo, J. M. Chow, D. I. Schuster, L. Frunzio, and R. J. Schoelkopf, *Appl. Phys. Lett.* **96**, 203110 (2010).
- [39] L. DiCarlo, J. M. Chow, J. M. Gambetta, L. S. Bishop, B. R. Johnson, D. I. Schuster, J. Majer, A. Blais, L. Frunzio, S. M. Girvin, and R. J. Schoelkopf, *Nature (London)* **460**, 240 (2009).
- [40] J. M. Chow, L. DiCarlo, J. M. Gambetta, A. Nunnenkamp, L. S. Bishop, L. Frunzio, M. H. Devoret, S. M. Girvin, and R. J. Schoelkopf, *Phys. Rev. A* **81**, 062325 (2010).
- [41] M. Reagor, H. Paik, G. Catelani, L. Y. Sun, C. Axline, E. Holland, I. M. Pop, N. A. Masluk, T. Brecht, L. Frunzio, M. H. Devoret, L. Glazman, and R. J. Schoelkopf, *Appl. Phys. Lett.* **102**, 192604 (2013).
- [42] M. H. Devoret and R. J. Schoelkopf, *Science* **339**, 1169 (2013).
- [43] Y. Yin, Y. Chen, D. Sank, P. J. J. O'Malley, T. C. White, R. Barends, J. Kelly, Erik Lucero, M. Mariantoni, A. Megrant, C. Neill, A. Vainsencher, J. Wenner, A. N. Korotkov, A. N. Cleland, and J. M. Martinis, *Phys. Rev. Lett.* **110**, 107001 (2013).
- [44] P. F. Díaz, J. Lisenfeld, D. Marcos, J. J. G. Ripoll, E. Solano, C. J. P. M. Harmans, and J. E. Mooij, *Phys. Rev. Lett.* **105**, 237001 (2010).
- [45] M. Hofheinz, E. M. Weig, M. Ansmann, R. C. Bialczak, E. Lucero, M. Neeley, A. D. O'Connell, H. Wang, J. M. Martinis, and A. N. Cleland, *Nature (London)* **454**, 310 (2008).
- [46] M. Hofheinz, H. Wang, M. Ansmann, R. C. Bialczak, Erik Lucero, M. Neeley, A. D. O'Connell, D. Sank, J. Wenner, J. M. Martinis, and A. N. Cleland, *Nature (London)* **459**, 546 (2009).
- [47] B. R. Johnson, M. D. Reed, A. A. Houck, D. I. Schuster, L. S. Bishop, E. Ginossar, J. M. Gambetta, L. DiCarlo, L. Frunzio, S. M. Girvin, and R. J. Schoelkopf, *Nature Phys.* **6**, 663 (2010).
- [48] H. Wang, M. Mariantoni, R. C. Bialczak, M. Lenander, E. Lucero, M. Neeley, A. D. O'Connell, D. Sank, M. Weides, J. Wenner, T. Yamamoto, Y. Yin, J. Zhao, John M. Martinis, and A. N. Cleland, *Phys. Rev. Lett.* **106**, 060401 (2011).
- [49] C. P. Yang, Q. P. Su, S. B. Zheng, and S. Y. Han, *Phys. Rev. A* **87**, 022320 (2013).
- [50] E. Z. Bajjani, F. Nguyen, M. Lee, L. R. Vale, R. W. Simmonds, and J. Aumentado, *Nature Phys.* **7**, 599 (2011).
- [51] Y. Hu and L. Tian, *Phys. Rev. Lett.* **106**, 257002 (2011).
- [52] N. Friis, A. R. Lee, K. Truong, C. Sabín, E. Solano, G. Johansson, and I. Fuentes, *Phys. Rev. Lett.* **110**, 113602 (2013).
- [53] F. W. Strauch, *Phys. Rev. Lett.* **109**, 210501 (2012).
- [54] F. W. Strauch, *Phys. Rev. A* **84**, 052313 (2011).
- [55] F. W. Strauch, K. Jacobs, and R. W. Simmonds, *Phys. Rev. Lett.* **105**, 050501 (2010).
- [56] C. W. Wu, M. Gao, H. Y. Li, Z. J. Deng, H. Y. Dai, P. X. Chen, and C. Z. Li, *Phys. Rev. A* **85**, 042301 (2012).
- [57] M. Sandberg, C. M. Wilson, F. Persson, T. Bauch, G. Johansson, V. Shumeiko, T. Duty, and P. Delsing, *Appl. Phys. Lett.* **92**, 203501 (2008).
- [58] F. W. Strauch, D. Onyango, K. Jacobs, and R. W. Simmonds, *Phys. Rev. A* **85**, 022335 (2012).
- [59] M. S. Allman, F. Altomare, J. D. Whittaker, K. Cicak, D. Li, A.

- Sirois, J. Strong, J. D. Teufel, and R. W. Simmonds, *Phys. Rev. Lett.* **104**, 177004 (2010).
- [60] R. C. Bialczak, M. Ansmann, M. Hofheinz, M. Lenander, E. Lucero, M. Neeley, A. OConnell, D. Sank, H. Wang, M. Weides, J. Wenner, T. Yamamoto, A. N. Cleland, and J. M. Martinis, *Phys. Rev. Lett.* **106**, 060501 (2011).
- [61] G. Haack, F. Helmer, M. Mariani, F. Marquardt, and E. Solano, *Phys. Rev. B* **82**, 024514 (2010).
- [62] C. P. Yang, Q. P. Su, and S. Y. Han, *Phys. Rev. A* **86**, 022329 (2012).
- [63] J. R. Johansson, G. Johansson, C. M. Wilson, and F. Nori, *Phys. Rev. Lett.* **103**, 147003 (2009).
- [64] F. R. Ong, M. Boissonneault, F. Mallet, A. Palacios-Laloy, A. Dewes, A. C. Doherty, A. Blais, P. Bertet, D. Vion, and D. Esteve, *Phys. Rev. Lett.* **106**, 167002 (2011).
- [65] I. C. Hoi, C. M. Wilson, G. Johansson, T. Palomaki, B. Peropadre, and P. Delsing, *Phys. Rev. Lett.* **107**, 073601 (2011).
- [66] J. Koch, T. M. Yu, J. Gambetta, A. A. Houck, D. I. Schuster, J. Majer, A. Blais, M. H. Devoret, S. M. Girvin, and R. J. Schoelkopf, *Phys. Rev. A* **76**, 042319 (2007).