

BANYAN. III. RADIAL VELOCITY, ROTATION AND X-RAY EMISSION OF LOW-MASS STAR CANDIDATES IN NEARBY YOUNG KINEMATIC GROUPS

LISON MALO*, ÉTIENNE ARTIGAU, RENÉ DOYON, DAVID LAFRENIÈRE, LOÏC ALBERT AND JONATHAN GAGNÉ
Département de physique and Observatoire du Mont-Mégantic, Université de Montréal, Montréal, QC H3C 3J7, Canada

Accepted to ApJ

Abstract

Based on high-resolution spectra obtained with PHOENIX at Gemini-South, CRIRES at VLT-UT1, and ESPaDOnS at CFHT, we present new measurements of the radial and projected rotational velocities of 219 low-mass stars. The target likely membership was initially established using the Bayesian analysis tool recently presented in Malo et al. (2013), taking into account only the position, proper motion and photometry of the stars to assess their membership probability. In the present study, we include radial velocity as an additional input to our analysis, and in doing so we confirm the high membership probability for 130 candidates: 27 in β Pictoris, 22 in Tucana-Horologium, 25 in Columba, 7 in Carina, 18 in Argus and 18 in AB Doradus and 13 with an ambiguous membership. Our analysis also confirms the membership of 57 stars proposed in the literature. A subsample of 16 candidates was observed at three or more epochs, allowing us to discover 6 new spectroscopic binaries. The fraction of binaries in our sample is 25%, consistent with values in the literature. Twenty percent of the stars in our sample show projected rotational velocities ($v \sin i$) higher than 30 km s^{-1} and therefore are considered as fast rotators. A parallax and other youth indicators are still needed to fully confirm the 130 highly probable candidates identified here as new *bona fide* members. Finally, based on the X-ray emission of *bona fide* and highly probable group members, we show that for low-mass stars in the 12-120 Myr age range, the X-ray luminosity is an excellent indicator of youth and better than the more traditionally used R_X parameter, the ratio of X-ray to bolometric luminosity.

Subject headings: Galaxy: solar neighborhood — Methods: statistical — Stars: distances, kinematics, low-mass, moving groups, pre-main sequence — Techniques: radial velocities, spectroscopy

1. INTRODUCTION

The search for young low-mass stars in the solar neighborhood has gained tremendous momentum recently as the youth and intrinsic faintness of these objects make them prime targets for planet searches through high-contrast imaging. This is both because young planetary-mass companions shine brighter and because low-mass stars are less luminous, which loosens the imaging contrast requirements. Finding more Young Moving Group (YMG) members also has intrinsic interest: to refine these YMG characteristics (initial mass function, age, velocities, spatial extent), to complete the solar neighborhood census, and to improve and develop new youth indicators.

As YMG members share common kinematics and span similar age ranges, one can search for overlooked members through a detailed kinematic and photometric analysis of nearby stars. The Hipparcos mission, combined with multiple radial velocity studies (e.g., Anderson & Francis 2012; de Bruijne & Eilers 2012) led to the identification of the most massive members of these groups, but the relatively shallow completeness magnitude ($V = 7-9$) prevented the detection of low-mass members (i.e., later than M5). Assuming that YMG stars follow a typical Initial Mass Function (IMF), the vast majority of low-mass members are expected to have gone unnoticed. This led to a number of efforts to extend measurements of proper motion, radial velocity and parallax to the nearby low-mass dwarfs (e.g., Shkolnik et al. 2012).

Proper motion studies beyond the reach of *Hipparcos* also

benefitted greatly from the advent other all-sky surveys (e.g., Lépine & Simon 2009; Zacharias et al. 2013) reaching fainter magnitudes. In particular, infrared proper motions can now be obtained by correlating the WISE and 2MASS (Cutri et al. 2012) surveys, which is ideally suited to measure proper motions well into the substellar regime (Rodriguez et al. 2013; Gagné et al. 2013). These all-sky photometric surveys have now been supplemented by radial velocity (RV) measurements coming from various works. Surveys like the Radial Velocity Experiment (RAVE; Steinmetz et al. 2006; Zwitter et al. 2008) and SDSS (York et al. 2000) performed RV measurements on a large sample of stars, while others were focused on old low-mass dwarfs (Delfosse et al. 1998; Jenkins et al. 2009; Chubak et al. 2012; Soubiran et al. 2013). These RV studies are key for studying Galactic dynamics. Finally, and not least, parallax measurements of solar neighborhood stars is spear-headed by the CTIOPI and RECONS group (Riedel et al. 2014, 2011, 2010) and other works (Lépine & Simon 2009; Shkolnik et al. 2012; Liu et al. 2013) focusing on the lowest mass component of the solar neighborhood.

To complete the census of nearby young kinematic group members, kinematics alone is not enough to confirm membership, independent youth indicators are also mandatory to confirm the age of these stars. The high magnetic activity of young stars gives rise to various indicators such as $H\alpha$ emission, X-ray and UV (Preibisch & Feigelson 2005; Shkolnik et al. 2011; Rodriguez et al. 2011, 2013). Other spectroscopic indicators include the Li abundance (Mentuch et al. 2008; da Silva et al. 2009) and others like sodium and calcium doublets (Na: 8183-8195Å, Ca: 8498-8542Å) that trace low-surface gravity (Lyo et al. 2004; Slesnick et al. 2006; Mentuch et al. 2008; Shkolnik et al. 2009). Stellar rotation and gyrochronology can also be used for constraining the age of an isolated

*Based on observations obtained at the Canada-France-Hawaii Telescope (CFHT) which is operated by the National Research Council of Canada, the Institut National des Sciences de l'Univers of the Centre National de la Recherche Scientifique of France, and the University of Hawaii.
Electronic address: malo@astro.umontreal.ca, doyon@astro.umontreal.ca

star through a comparison with young stars in open clusters of known ages such as the Hyades, Pleiades and IC2391 (Irwin et al. 2011; López-Santiago et al. 2009; Messina et al. 2010; López-Santiago et al. 2010). Recently, Reiners & Mohanty (2012) presented the angular momentum evolution in low-mass stars, which can also be used as a youth indicator. To assess the membership of a given star to the known YMGs, a complete description of these groups is essential: their space velocity, spatial extent, luminosity along with appropriate youth indicators. Based on such YMG descriptions, any given star candidate member of a YMG can have its observational properties (proper motion, radial velocity, absolute magnitude) compared against actual observations.

In the present paper, we present the follow-up of the 130 highly candidate members of young kinematic groups identified or re-identified in a previous paper (Malo et al. 2013, hereafter Paper I). In that paper, we presented an analysis tool (BANYAN¹) based on Bayesian inference to assess the membership probability of a given low-mass star to nearby YMGs. This analysis has unveiled a large population of potentially new young low-mass stars but those stars cannot be confirmed as *bona fide* members of their respective association until knowledge of their radial velocity, parallax measurements and signs of youth are secured. The present work focuses on the radial and projected rotational velocity measurements which were measured through the cross-correlation technique using the infrared and optical domain. The paper is structured as follows. The sample and the observations are presented in § 2 and data reduction is presented in § 3. A presentation of the radial and projected rotational velocity measurements follows in § 4. The identification and confirmation of highly candidate members is described in § 5 and § 6 is devoted to a discussion of rotation-age and X-ray luminosity relations. Concluding remarks follow in § 7.

2. SAMPLE AND OBSERVATIONS

A detailed account of our initial search sample has been presented in Paper I. In summary, our original sample of stars show chromospheric X-ray and H α emissions, and have good I_c photometry and proper motion measurements ($<0.2\text{mag}$ and $>4\sigma$). In Paper I, the I -band photometric data came from several studies. Recently, the UCAC4 (Zacharias et al. 2013) catalog published I -band photometric data from the APASS² survey. For this paper, we use an uniform source of I -band photometric data by using APASS- i' instead of DENIS and SDSS-DR8 catalogs, when possible. We transform the APASS- i' magnitude from UCAC4 catalog to I_c using conversion derived from the standards of Landolt (Landolt 2009). The transformation is :

$$I_c = i_{APASS} - 0.546 \quad (1)$$

and accurate within 0.05 mag over $0.9 < I_c - J < 2.0$.

Using I -band photometry from the UCAC4 catalog has added 141 stars that were not included in Paper I because the I -band photometry was not available. Our initial sample was thus increased to 920 low-mass (K5V-M5V) stars, of which 75 were previously identified as young stars in the literature. By applying our Bayesian analysis to this extended sample, we found 247 candidate members with a membership probability (P) over 90%, among which 50 were already proposed as candidate members in the literature. These

candidates were restricted to the seven closest ($<100\text{pc}$) and youngest ($<100\text{Myr}$) co-moving groups considered in Paper I: TW Hydrae Association (TWA; de la Reza et al. 1989), β Pictoris Moving Group (β PMG; Zuckerman et al. 2001a), Tucana-Horologium Association (THA; Zuckerman & Webb 2000; Torres et al. 2000), Columba Association (COL; Torres et al. 2008), Carina Association (CAR; Torres et al. 2008), Argus Association (ARG; Makarov & Urban 2000) and AB Doradus Moving Group (ABDMG; Zuckerman & Song 2004).

2.1. Observations

As described in Paper I, our statistical analysis yields a membership probability, a prediction of the radial velocity and the most probable statistical distance for each star. Membership confirmation requires both a parallax and RV measurements consistent with prediction of the analysis. Some candidate members listed in Paper I present ambiguous memberships i.e. they could belong to two or more YMGs; the radial velocities predicted for those groups differ by a few km s^{-1} . Therefore, high resolution spectroscopy with accuracy of a few km s^{-1} was required to clarify the membership of ambiguous candidates. Observations were performed using two near-infrared spectrographs, PHOENIX (Hinkle et al. 2003) and CRIRES (Kaeuffl et al. 2004), and one optical spectrograph, ESPaDOnS (Donati et al. 2006). In all cases, a set of slowly rotating radial-velocity standards were observed to calibrate our measurements. These template observations are summarized in Table 1.

2.1.1. PHOENIX

In 2009 and 2010³, PHOENIX at Gemini-South was used with the $0.34''$ wide slit in combination with the H6420 order-sorting filter ($1.547\ \mu\text{m} - 1.568\ \mu\text{m}$) to reach a resolving power of $R \sim 52,000$ (4 pixels). This wavelength domain was selected as it is advantageously free of strong terrestrial absorption lines (Mazeh et al. 2002).

Observations were obtained with a typical ABBA dither pattern along the slit with individual exposures of 60 to 300 seconds depending on the target brightness. This observing strategy facilitates the removal of sky emission lines through the subtraction of two consecutive images. Along with each science target observation, a slowly radial velocity standard was observed immediately before or after. We also observed 12 M0-M3V slow rotators, which were used to calibrate measurements of rotational broadening. The typical signal-to-noise ratio (S/N) achieved was respectively 30-50 and 90-120 per spectral pixel for science targets and radial velocity standards. Using that setup, 243 observations of 155 stars were obtained with a S/N sufficient to extract radial velocity measurements with an accuracy better than $1\ \text{km s}^{-1}$.

We also used two archival radial velocity standards (GJ 382 and GJ 447) from the Gemini archive, which were observed during the GS-2002B-Q-11 program with the same setup. The reduction was done using the same method as explained above.

2.1.2. CRIRES

CRIRES was used at VLT-UT1⁴ with the $0.4''$ and $0.2''$ wide slit in the order 36 ($1.555\ \mu\text{m}$), resulting in a resolving

¹ Bayesian Analysis for Nearby Young AssociatioNs: www.astro.umontreal.ca/~malo

² www.aavso.org/apass

³ Gemini ID program: GS-2009A-Q-89, GS-2009B-Q-45, GS-2010A-Q-32, GS-2010B-Q-18, QS-2010B-Q-89

⁴ VLT Period: 087.D-0510, 088.D-0553, 089.D-0592, 091.D-0641

TABLE 1
PROPERTIES OF RADIAL VELOCITY STANDARDS

Name of template	Spectral Type	RV (km s ⁻¹)	$v \sin i$ (km s ⁻¹)	Ref.	Instrument
HIP 107345	M1V	2.3±0.5	8.2±0.1	1,1	PH,CR
HIP 1993	M0Ve	6.4±0.1	7.3±2.3	1,1	PH,CR
HIP 23309	M0Ve	19.4±0.3	5.8±0.3	1,1	PH,CR
GJ 806	M3V	-24.7±0.1	1.5	5,2	ESP
GJ 908	M2V	-71.3±0.1	3.0	5,2	ESP
GJ 382	M2V	7.9±0.1	<1.8	3,4	CR,PH,ESP
GJ 447	M4V	-31.1±0.1	<2.5	3,4	PH
GJ 729	M3Ve	-10.5±0.2	2.5	5,1	CR
HIP 67155	M2V	15.8±0.1	<1.4	3,2	CR,ESP
HIP 65859	M0.5V	14.56±0.1	<2.0	3,2	ESP
HIP 68469	M1V	-25.8±0.1	<2.0	3,2	ESP

REFERENCES. — (1) Torres et al. 2006; (2) Jenkins et al. 2009; (3) Nidever et al. 2002; (4) Reiners et al. 2012; (5) de Bruijne & Eilers 2012

NOTE. — Instrument: PHOENIX (PH), CRIRES (CR) and ESPaDOnS (ESP)

power of 50,000 and 80,000, respectively. The dithering strategy and individual exposure times were similar to that used with PHOENIX. Each science program also included observations of radial velocity standards and slow rotators. The achieved S/N was respectively 30-70 and 90-120 per spectral pixel for science targets and radial velocity standards. This observing strategy produced high S/N spectra allowing radial velocity measurements with accuracies better than 1 km s⁻¹ for 105 observations of 88 stars.

2.1.3. ESPaDOnS

Starting in 2010, 53 stars were observed with ESPaDOnS, a visible light echelle spectrograph at CFHT⁵. Observations were done using the "star+sky" mode combined with the "slow" and "normal" CCD readout mode, to get a resolving power of R~68,000 covering the 3700 to 10500 Å spectral domain over 40 grating orders. The total integration time per target was between 5 and 120 minutes.

3. DATA REDUCTION

3.1. Near-infrared Data

The data were reduced in a standard fashion for longslit spectroscopy, using custom *IDL* routines. The individual nod frames were first dark subtracted and divided by a normalized flat field (only for CRIRES data). For PHOENIX data, flat image contains fringe thus we do not use the flat images. The nod frames were then pair-subtracted, and we forced that dispersion to be perpendicular to the trace by correcting the slit inclination. The 1-D spectrum extraction was obtained from the intensity difference image, where a median Gaussian fitting in the spatial direction was used (in both positive and negative traces). Both the datasets were wavelength-calibrated using five strong OH emission lines (1.5539711, 1.5540945, 1.5545890, 1.5546393, 1.5570159 μm; Rousselot et al. 2000) that encompass the wavelength domain used.

The noise in each spectrum was determined by measuring the pixel-to-pixel scatter along the extracted 1-D spectrum. Each spectrum was corrected for the barycentric velocity component of the Earth using the *IDL* function *baryvel* which is available as part of the *astrolib* package⁶. For visual binary stars, we reduced each component by fitting two Gaussian profiles to the trace.

⁵ CFHT program: 11AC13, 11BC08, 11BC99, 12AC23, 12BC24, 13AC23, 13BC33

⁶ idlastro.gsfc.nasa.gov

3.2. ESPaDOnS Data

The ESPaDOnS observations were reduced by CFHT using UPENA 1.0, an in-house software that calls the Libre-ESPRIT pipeline (Donati et al. 1997). In the present analysis, we used the processed spectra with the continuum normalized to 1 and automatic wavelength correction from telluric lines.

4. RESULTS

The extracted high-resolution spectra enabled measurement of the science target radial velocity from the observed Doppler shift, and the projected rotational velocity ($v \sin i$) from the width of the absorption lines. All 403 observations were analysed using the procedure described in Section 4.1. Table 8 summarizes all measurements.

In addition, it was possible to investigate the multiplicity fraction of these stars by classifying them into three categories: 1) visual binaries (using the acquisition images); 2) double-line spectroscopic binaries (SB2); and 3) single-line spectroscopic binaries (SB1).

4.1. Radial and projected rotational velocity measurements

The radial velocity (RV) and projected rotational velocity ($v \sin i$) were measured through a cross-correlation between each individual spectrum and a template. The template consisted in radial velocity standard (see Table 1) convolved with rotational profiles and artificially Doppler shifted. All spectra were effectively re-sampled at equal steps of $\log \lambda$ to properly sample data in equal velocity bins. In artificially broadening standard star spectra, the rotational profiles defined in Gray (1992) were adopted, or more specifically we used the *IDL astrolib* routine *lsf_rotate*. The limb darkening was set to a typical value of 0.6. The RV and $v \sin i$ parameters were scanned between -150 and 150 km s⁻¹ and between 1 and 120 km s⁻¹, respectively. The maximum of the Cross-Correlation Function (CCF) was found by fitting a Gaussian function to the central peak. That yielded the best value of RV and $v \sin i$. For each template, a χ^2 minimization map in 2-D (RV and $v \sin i$) was generated and the template producing the lowest χ^2 was adopted which yielded the final RV and $v \sin i$ measurements.

The wavelengths across which the analysis was performed were the same for all near-infrared datasets (between 1.553 and 1.5575 μm). For the optical data, cross-correlation was performed on an order by order basis between 531 to 793 nm. Only parts of orders devoid of strong telluric absorption were used, these are orders: 26, 27, 28, 29, 30, 31, 33, 35, 36, 37 and 42.

For double-line spectroscopic binary cases, the two peaks seen in the CCF map were both fitted by a Gaussian function.

Figure 1 presents a comparison between radial and projected rotational velocity measurements from this analysis and those compiled from the literature. There is an excellent correlation between the literature values and those observed from this work, with a standard deviation of 1.3, 1.9 and 0.8 km s⁻¹ for PHOENIX, CRIRES and ESPaDOnS, respectively. Except for one star (J05332558-5117131), we have similar results for projected rotational velocity measurements. We cannot exclude that this exception is a spectroscopic binary, which was unresolved during our observations but mostly resolved during Torres et al. (2006) observation.

4.1.1. Uncertainty on radial and projected rotational velocity measurements

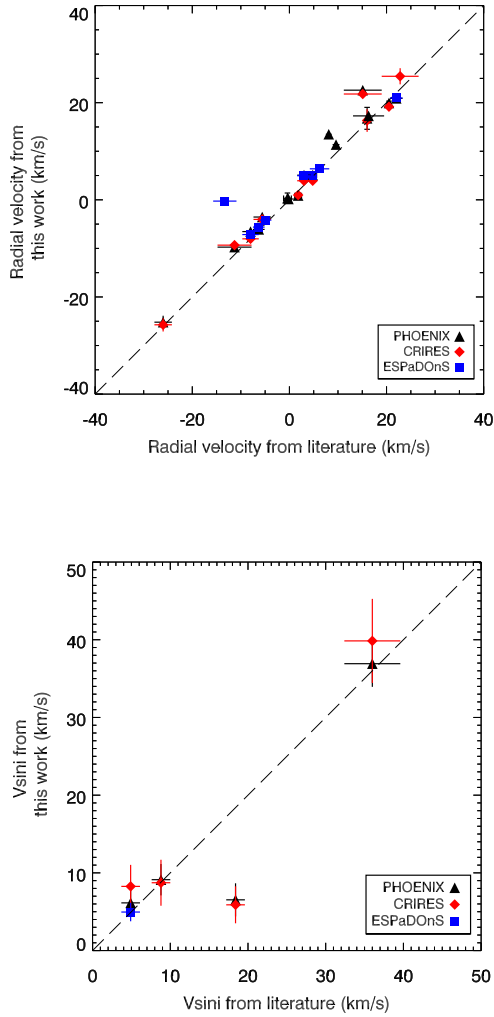


FIG. 1.— Radial and projected rotational velocity measurements for PHOENIX (black triangles), CRIRES (red diamonds) and ESPaDOmS (blue squares) compared to compiled measurements from the literature. The dotted line illustrates the one-to-one relation between literature and measured velocities.

Our sources of uncertainty on radial velocity measurement (similar for $v \sin i$ measurements) fall into three categories, which are expressed in the Equation 2:

$$\sigma_{RV}^2 = \sigma_{noise}^2 + \sigma_{rvstd}^2 + \sigma_{rvvsini}^2 \quad (2)$$

where σ_{noise} is the statistical spectrum noise, σ_{rvstd} is the uncertainty of the RV standard and $\sigma_{rvvsini}$ is the systematic error as a function of $v \sin i$. The σ_{noise} was determined by repeating, through a Monte Carlo analysis, the procedure explained in Section 4, this time adding Gaussian noise to each spectral pixel and measuring the standard deviation of the resulting distribution. The second source of uncertainty taken into account is the error on RV and $v \sin i$ of the slowly-rotating radial velocity templates, whose values are tabulated in Table 1. The third source is the systematic uncertainty from the RV offset which is effectively measured when comparing RV of an artificially broadened slowly-rotating template to its original self. That RV offset as a function of $v \sin i$ was determined for each template. Figure 2 presents the systematic RV offset

as a function of $v \sin i$ when GJ 382 is used as a radial velocity template for the three instruments. The correction is significant for $v \sin i > 30 \text{ km s}^{-1}$. For example, a target spectrum correlated with that of GJ 382 with a $v \sin i$ of 30 km s^{-1} introduces a systematic RV offset of 1.6 km s^{-1} , 1.1 km s^{-1} and 0.2 km s^{-1} with PHOENIX, CRIRES and ESPaDOmS, respectively.

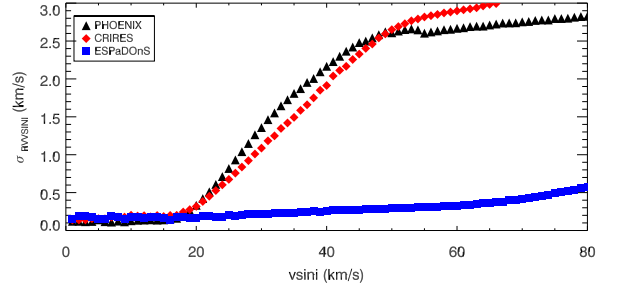


FIG. 2.— Systematic radial velocity offset induced by the convolution of a slowly rotating RV templates (GJ 382) as a function of $v \sin i$. The CRIRES and PHOENIX datasets (red diamonds, black triangles) show a $> 1 \text{ km s}^{-1}$ systematic errors for $v \sin i$ values above $\sim 30 \text{ km s}^{-1}$, while ESPaDOmS data set (order42: blue squares), which covers a much broader wavelength domain, is almost immune to this effect.

4.2. Multiplicity fraction

Properties of multiple systems provide strong empirical constraints on star formation theories and evolution. Moreover, double-lined spectroscopic binaries allow precise determination of dynamical properties of the components, including the mass ratio (Gálvez-Ortiz et al. 2010). One clear observational trend, which has gradually emerged is that the multiplicity fraction gradually decreases with decreasing stellar mass (Janson et al. 2012).

During our follow-up program, a sample of hitherto unidentified visual or spectroscopic binaries was uncovered. From the 219 observed stars, we found 37 visual binary (VB), 12 double-lined spectroscopic binaries (SB2) and 6 single-lined spectroscopic binaries (SB1) showing radial velocity variations of more than 5 km s^{-1} . Table 2 lists the properties of the binary systems found within our program.

It is worthwhile to note that for 78% of the β PMG and ABDMG candidate binary systems, our statistical analysis predicted an overluminosity compared to *bona fide* members. This overluminosity prediction decreases to 33% for THA, COI, CAR and ARG candidates. As stated in Paper I, this overluminosity could be the result of unresolved binarity. For β PMG and ABDMG, our follow-up observations give credence to our analysis for identifying binary systems.

We find a binary fraction for the low-mass components of 25%, which is consistent with the value published in the literature (25%, 42% Leinert et al. 1997; Delfosse et al. 2004). Shkolnik et al. (2010) find from a sample of 185 X-ray M dwarfs a spectroscopic binary fraction of 16%. Janson et al. (2012) find a multiplicity fraction for M0V-M5V dwarfs and separations between $0.08''$ and $6''$ of $27 \pm 3\%$. Bergfors et al. (2010) estimated the multiplicity fraction for young M0V-M6V dwarfs ($< 600 \text{ Myr}$) with an angular separation $0.1''$ to $6''$ to be $32 \pm 6\%$.

We note that ultrafast rotators ($v \sin i > 50 \text{ km s}^{-1}$) could be unresolved spectroscopic binaries with two rapidly rotating components. Therefore, a second epoch of measurements

TABLE 2
PROPERTIES OF BINARY SYSTEMS

Name (2MASS)	Sep. (arcsec)	q/2q1 (flux ratio)	Type of binary ^a	Instr.	Refs. ^b
J00233468+2014282AB	VB	ESP	1
J00281434-3227556	0.6	0.71	VB	PH	1
J00340843+2523498W	VB	ESP	5
J01132817-3821024	1.3	0.72	VB	PH	4
J01535076-1459503	2.7	0.80	VB	PH	4
J04480066-5041255A	VB	PH	1
J05045462-1415337	0.5	0.76	VB	PH	1
J05100488-2340148	1.7	0.63	VB	PH	4
J05100427-2340407A	VB	PH	4
J05130132-7027418	1.6	0.2	VB	CR	4
J05142736-1514514	2.5	0.3	VB	PH	1
J05241914-1601153AB	VB	PH	6
J05254166-0909123AB	VB	PH	7
J05301858-5358483	4.3	0.04	VB	CR	4
J06002304-4401217	1.9	0.97	VB	CR	4
J06153953-8433115	1.1	1.0	VB	CR	1
J06434532-6424396AB	VB	PH,CR	4
J07105990-5632596	0.9	0.35	VB	PH	1
J07523324-6436308A	VB	PH	1
J08224744-5726530	8.1	0.2	VB	CR	4
J08412528-5736021	1.4	0.97	VB	PH	4
J08472263-4959574	1.7	0.84	VB	PH	1
J09032434-6348330	7.9	0.11	VB	CR	1
J09423823-6229028	1.3	0.90	VB	CR	4
J10120908-3124451	1.1	0.96	VB	CR	1,3
J11102788-3731520	1.4	0.70	VB+SB2	PH	4
J14142141-1521215	1.3	0.34	VB	PH	1
J16074132-1103073AB	VB	PH	1
J17104431-5300250A	VB	PH	1
J17165072-3007104	1.6	0.92	VB	CR	1
J17243644-3152484	0.9	0.74	VB	CR	1
J17494867-4005431A	VB	PH	1
J18450097-1409053A	VB	PH	1
J20434114-2433534	1.3	0.98	VB	PH	8
J21103096-2710513	VB	CR	1
J23002791-2618431	2.1	0.54	VB	PH	1
J23204705-6723209	2.6	0.55	VB	PH	1
Double-line binary					
J01351393-0712517	SB2	ESP	1
J06131330-2742054	SB2	PH	3
J07282116+3345127	SB2	ESP	9
J08185942-7239561	SB2	CR	1
J08422284-8345248	SB2	PH,CR	1
J08465879-7246588	SB2	PH	1
J09361593+3731456	SB2	ESP	5
J14252913-4113323	SB2	ESP	1,3
J17462934-0842362	SB2	PH	1
J18141047-3247344	VB+SB2	CR	10
J19420065-2104051	SB2	CR	1
J20100002-2801410	SB2	ESP	4
Single-line binary					
J01132958-0738088	SB1	...	4
J02070176-4406380	SB1	...	1
J02485260-3404246	SB1	...	1
J15244849-4929473	SB1	...	1
J18495543-0134087	SB1	...	1
J22470872-6920447	SB1	...	1

^aVisual binary (VB), Single-line binary (SB1), Double-line binary (SB2).

^b(1) this work; (2) Torres et al. (2006); (3) Riedel et al. (2014); (4) Janson et al. (2012); (5) Skiff (2010); (6) Bergfors et al. (2010); (7) Daemgen et al. (2007); (8) Shkolnik et al. (2009); (9) Shkolnik et al. (2010); (10) Messina et al. (2010).

is needed to rule out the binary status. An example of such behaviour is the TWA candidate member SCR 1425-4113 (see Riedel et al. 2014). While the CRIFRES observation did not enable us to detect the two binary components, we measured a $v \sin i$ of 95 km s^{-1} . The second observation with ESPaDOnS enabled us to resolve the two components of the system.

5. CANDIDATES MEMBERSHIP

The statistical analysis presented in Paper I assumed no prior knowledge of the radial velocity information for most systems⁷. The radial velocity obtained in this work can be used to further constraint their membership. Our analysis is based on a kinematical model that takes into account the mean Galactic space velocities (U, V, W) and Galactic positions (X, Y, Z) along with their dispersion. Those parameters, given in Paper I, have been slightly modified to take into account several new proposed members from recent studies (Riedel et al. 2014; Shkolnik et al. 2012; Weinberger et al. 2013; Wahhaj et al. 2011). The following stars are considered new *bona fide* members; in β PMG: 2MASSJ01112542+1526214 (LP 467-16AB), 2MASSJ05064946-2135038 (GJ 3332BC), 2MASSJ05064991-2135091 (GJ 3331A), HIP 23418ABCD and 2MASSJ03350208+2342356; in TWA: TWA2 and TWA12; and in ABDMG: 2MASSJ06091922-3549311 (CD-35 2722 AB), J07234358+2024588 (BD+20 1790) and HIP 107948. For the sole purpose of establishing the core membership of the association, two outlier stars were removed from the *bona fide* member list. We removed HIP 51317 (M2V) from the ABDMG *bona fide* member list because its X-ray luminosity appears to be much more compatible with a field star (see Section 6.2). HIP 24947 in THA was also excluded because it has ambiguous radial velocity measurements ($15.2, 23.9 \text{ km s}^{-1}$; Bobylev et al. 2007; Bobylev & Bajkova 2007) that place it either in THA or COL. Table 3 summarizes the main properties of YMGs.

This study presents RV measurements for 368 low-mass stars, of which 202 are new measurements and 166 are compiled from the literature. We also presents $v \sin i$ measurements for 270 stars, of which 202 are new measurements and 68 are compiled from the literature. A weighted average of all RV and $v \sin i$ measurements was adopted for stars with multiple measurements (see Tables 9 and 10). Adding the RV information in our Bayesian tool, we found 130 highly-probable YMG candidates with membership probabilities (P_v) in excess of 90%. Of these, a subgroup of 117 can be uniquely associated with a single existing YMG, and the remaining 13 have high membership probabilities to two or more YMGs. A trigonometric distance is required to assign membership without ambiguity. The 117 candidates are divided the following way between parent YMGs: 27 in β PMG, 22 in THA, 25 in COL, 7 in CAR, 18 in ARG and 18 in ABDMG. In addition, we confirmed the high membership probability of 57 candidates previously proposed in the literature. Table 6 presents the properties of the strong YMG candidates which have a P_v above 90%.

For fast rotators with $v \sin i > 30 \text{ km s}^{-1}$ the RV becomes more uncertain which prevents significant constraints on the membership to be set. However, the rapid rotation deduced from the large $v \sin i$ when combined with other youth indicators (Malo et al. in prep) help constrain the age within certain broad limits (see Section 5.1). Candidates whose membership probability decreases when RV is included in the analysis but have a high projected rotational velocity ($> 30 \text{ km s}^{-1}$) are tabulated in Table 6.

5.1. Kinematic model prediction

As explained in Section 4 of Paper I, predicted radial velocity for candidate members are derived from a kinematic

⁷ BANYAN web tool: www.astro.umontreal.ca/~malo

TABLE 3
MAIN PROPERTIES OF YOUNG KINEMATIC GROUPS

Name of group	UVW (km s ⁻¹)	σ_{UVW} (km s ⁻¹)	XYZ (pc)	σ_{XYZ} (pc)	Number of objects	Age ^a range (Myr)	Distance ^b range (pc)
TW Hydrae (TWA)	-10.53, -18.27, -5.00	3.50, 1.17, 2.15	12.17, -43.23, 21.90	6.14, 7.30, 3.06	12	8-12 ^c	42-92
β Pictoris (β PMG)	-11.16, -16.19, -9.27	2.06, 1.32, 1.35	4.35, -5.82, -13.29	31.43, 15.04, 7.56	44	12-22 ^d	9-73
Tucana-Horologium (THA)	-9.93, -20.72, -0.89	1.55, 1.79, 1.41	11.80, -20.79, -35.68	18.57, 9.14, 5.29	42	20-40 ^e	36-71
Columba (COL)	-12.24, -21.27, -5.56	1.08, 1.22, 0.94	-28.22, -29.74, -28.07	13.68, 23.70, 16.09	20	20-40 ^e	35-81
Carina (CAR)	-10.50, -22.36, -5.84	0.99, 0.55, 0.14	15.55, -58.53, -22.95	5.66, 16.69, 2.74	5	20-40 ^e	46-88
Argus (ARG)	-21.78, -12.08, -4.52	1.32, 1.97, 0.50	14.60, -24.67, -6.72	18.60, 19.06, 11.43	11	30-50 ^f	8-68
AB Doradus (ABDMG)	-7.11, -27.21, -13.82	1.39, 1.31, 2.26	-2.25, 2.93, -15.42	20.10, 18.97, 15.37	48	70-120 ^g	11-64
Field stars	-10.92, -13.35, -6.79	23.22, 13.44, 8.97	-0.18, 2.10, 3.27	53.29, 51.29, 50.70	10094		3-150

^aAge range from the literature. Note that relative ages between moving groups are more accurate than absolute ones.

^bMembers with published trigonometric distance only.

^cAge reference from Webb et al. (1999); Barrado Y Navascués (2006)

^dAge reference from β PMG Song et al. (2003); Makarov (2007)

^eAge reference from Torres et al. (2001); Zuckerman & Webb (2000)

^fAge reference from Torres et al. (2008); Barrado y Navascués et al. (2004)

^gAge reference from Mentuch et al. (2008); López-Santiago et al. (2006); Luhman et al. (2005)

model, using Galactic space velocities of *bona fide* members as input parameters. One way to assess the accuracy of this model is to look for systematic differences between predicted and observed radial velocity measurements. Figure 3 presents a comparison between predicted and observed radial velocities for 111 candidate members with $P_v > 90\%$; as expected, the agreement between model predictions and observations is excellent.

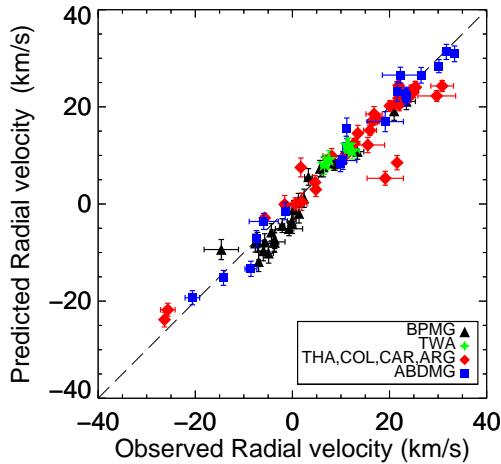


FIG. 3.— Comparison between predicted and observed radial velocities for the 111 candidate members ($P_v > 90\%$ and excluding known binary).

For β PMG candidate members, we observe a systematic difference of 3-5 km s⁻¹ for a radial velocity range between -10 and 0 km s⁻¹. This systematic difference is also shown in Figure 4 and seem to increase as a function of distance. This may be a hint that the kinematic properties of low-mass members of β PMG differ slightly from that of the bulk population.

5.2. New *bona fide* members

Although our observations and analysis unveiled 117 new highly probable candidate members to YMGs, a word of caution is necessary before assigning a firm membership to these objects. These candidates will be attributed the status of *bona fide* members only after their parallax is measured and shown

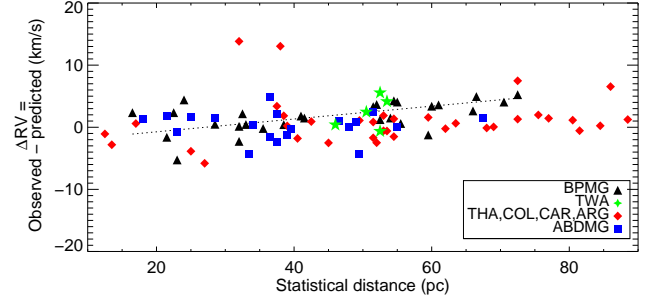


FIG. 4.— Comparison between predicted and observed radial velocities for YMGs as a function of the statistical distance.

to be consistent with the statistical distance predicted by our analysis. These candidates should also show evidence of youth through other indicators, e.g. lithium EW strength, low-surface gravity, and - as argued in the next section - relatively strong X-ray luminosity.

Recent parallax and radial velocity measurements along with spectroscopic observations provide evidence for adding three new low-mass stars to the list of *bona fide* members. Those systems are briefly discussed below.

2MASSJ00275035-3233238 (GJ 2006A) and 2MASSJ00275035-3233238 (GJ 2006B). This binary system ($\rho=18''$, M3.5Ve+M3.5Ve) was first proposed to be a member of β PMG by Riedel et al. (2014) who measured a trigonometric distance of 32.3 ± 1.8 pc, consistent with our predicted statistical distance of 32 ± 2 pc. Its spectrum shows sign of low gravity (hence youth) as evidenced by the strength of the NaI8200 index. Our radial velocity measurements (8.8 ± 0.2 km s⁻¹ and 8.5 ± 0.2 km s⁻¹) are consistent with the prediction (8.4 ± 1.5 km s⁻¹) of our kinematic model and yield a very high membership probability in β PMG : $P_v = 99.9\%$ and $P_{v+\pi} = 99.9\%$.

2MASSJ06131330-2742054 (SCR 0613-2742AB). This is another binary system ($\rho=0.093''$, M4V unresolved) proposed to be a member of β PMG by Riedel et al. (2014) at a trigonometric distance of 29.4 ± 0.9 pc, consistent with our statistical distance of 25 ± 6 pc. Our RV (22.5 ± 0.2 km s⁻¹) is also consistent with that measured by Riedel et al. (22.54 ± 1.16 km s⁻¹), all of which yield a very high membership probability ($P_{v+\pi} = 99.9\%$) in β PMG. The system also shows

low-surface gravity based on the NaI8200 index. There is no lithium absorption which is expected for β PMG *bona fide* members near the lithium depletion boundary (Riedel et al. 2014; Yee & Jensen 2010) for β PMG. It is interesting to note that our analysis correctly predicts the binary nature of this star without knowledge of the parallax and the RV.

2MASSJ14252913-4113323 (SCR 1425-4113AB). This spectroscopic binary system (M2.5(sb)) was first proposed to be a potential member of TWA (with a marginal kinematic fit) by Riedel et al. (2014). Its NaI8200 index is consistent with a low-gravity object. It shows EW Li absorption (595 mÅ) consistent with a membership in TWA. However, our radial velocity (-2.0 ± 1.6 km s $^{-1}$) is more consistent with a membership in β PMG with a predicted RV of -1.5 ± 1.8 km s $^{-1}$ compared to 1.5 ± 2.8 km s $^{-1}$ for TWA. When constrained with the trigonometric distance (66.9 ± 4.3 pc) measured by Riedel et al., our analysis yields a membership probability of 89.2% in β PMG assuming a binary system. This star is yet another system for which our analysis correctly predicts its binary nature without RV and parallax measurements. If in β PMG, this star would be the most distant M dwarf of the β PMG. However, given its relatively large distance combined with a large Li EW much more consistent with an association younger than β PMG (e.g TWA), one should be cautious before assigning a *bona fide* membership to β PMG for SCR 1425-4113AB. This is beyond the scope of this paper but one should consider other distant associations (e.g the Scorpius-Centaurus complex; Song et al. 2012) in our Bayesian analysis to firmly establish the membership of this young system. It is interesting to note that the star HIP 86598 (F9V) at 72 pc, formerly identified in β PMG by Kiss et al. (2011), was recently proposed by Song et al. (2012) to be a member of the Scorpius-Centaurus region.

6. DISCUSSION

Kinematics and Galactic positions alone are not sufficient to ascertain YMG membership, youth also needs to be established by verifying that candidates and *bona fide* members share similar measurements. Here we discuss how stellar rotation and X-ray luminosity can be used for constraining the age of young low-mass stars.

6.1. Rotation-Age Relation

Past studies of the rotation periods of stars in young clusters and in the field have established that stellar rotation is a function of mass, age and magnetic activity, and that the rotation rates generally decrease with age (Soderblom 2010). The first parametrization of the empirical stellar rotation spin-down was introduced by Skumanich (1972), using projected rotational velocity as a proxy of the rotation rate. This parametrization takes the form of a power law, with an index of -0.5 ($v \sin i \propto t^{-1/2}$). More recently, much attention has been paid to studying the stellar rotation rate evolution in the low-mass regime ($< 1 M_{\odot}$), which eventually led to the development of gyrochronology (Barnes 2003, 2007).

One of the main outstanding problems within this area of research in understanding the angular momentum evolution of young late-type stars (K7V-M6V), for which the spin-up due to contraction competes with the spin-down due to magnetic braking (Reiners & Mohanty 2012). The stellar rotation rate evolution of M0V-M3V dwarfs can be broadly broken down into three main phases. During the first few million years, after the star is formed, the stellar rotation slows down due

TABLE 4
log L_X AND $v \sin i$ AVERAGE PROPERTIES

Group of stars	log L_X (erg s $^{-1}$)	$\sigma_{\log L_X}$ (erg s $^{-1}$)	$v \sin i$ (km s $^{-1}$)	$\sigma_{v \sin i}$ (km s $^{-1}$)	Number ^a of stars
β PMG					
M0-M5 <i>Bona fide</i>	29.6	0.1	8.0	1.4	7,7
M0-M5 Candidate	29.4	0.4	14.6	1.7	25,15
M0-M2 Candidate	29.5	0.2	10
M3-M5 Candidate	29.3	0.5	15
THA, COL, CAR and ARG					
M0-M5 <i>Bona fide</i>	2
M0-M5 Candidate	29.4	0.3	22.5	2.5	42,31
ABDMG					
M0-M5 <i>Bona fide</i>	29.0	0.1	10.0	1.4	4,4
M0-M5 Candidate	29.1	0.2	16.0	1.9	17,14
M0-M2 Candidate	29.2	0.1	7
M3-M5 Candidate	29.0	0.2	10
Field					
M0-M5	27.5	0.6	3.1	1.4	39,39

^aNumber of stars with L_X and $v \sin i$ measurements, respectively.

to interactions with the circumstellar disk. After the primordial disk dissipates, the stellar rotation rate increases until the star reaches the zero-age main sequence, and then finally decreases over time according to the power-law relation of Skumanich (1972). However, given the dispersion of rotation periods for old M dwarfs (Irwin et al. 2011), the exact exponent of the power law may depend on the magnetic field geometry of the stars. Observational data on the stellar rotation of low-mass stars at different ages and masses thus provide key insights into their evolution (Reiners & Mohanty 2012).

To help investigate how stellar rotation evolves as a function of age, we compiled measurements of $v \sin i$ for the M0V-M5V *bona fide* members of YMGs (see Table 5), which include 7 stars from β PMG, 4 stars from ABDMG and 2 stars for all THA, COL, CAR, and ARG YMGs. We excluded the binary systems from this analysis because their $v \sin i$ measurements could potentially be biased by blended line profiles, for spectroscopic binaries, and because stellar rotation evolution in binary systems could be affected by angular momentum exchanges between their components. We also compiled $v \sin i$ measurements for old M0V-M5V stars with a trigonometric parallax and X-ray detection from several sources (Delfosse et al. 1998; Glebocki & Gnancinski 2005; Reiners & Basri 2008; Jenkins et al. 2009; Lépine et al. 2013). This old sample comprises 39 stars and their properties are presented in Table 11.

Figure 5 (top) presents the cumulative distribution of $v \sin i$ for the M0V-M5V *bona fide* members of β PMG and ABDMG compared to that of the old sample. We estimated the median and dispersion of these distributions by fitting a log-normal function, as proposed by Weise et al. (2010). Table 4 summarises the median $v \sin i$ along with their dispersion for YMG and field stars. As visible in Figure 5, there is a trend for $v \sin i$ to decrease with age between β PMG and field stars. We compared the distributions of $v \sin i$ pairwise by performing a double-sided Kolmogorov-Smirnov (K-S) test using the *IDL* routine *kstwo*. We found that field $v \sin i$ measurements are clearly not drawn from the same distribution as that of β PMG; the K-S probability that both distributions are the same is only

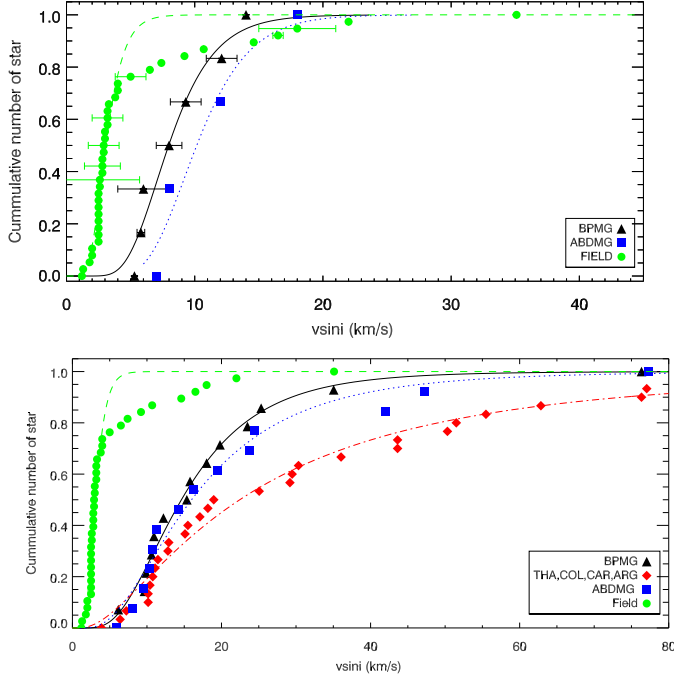


FIG. 5.— Top panel: $v \sin i$ cumulative distribution of M0V-M5V *bona fide* members excluding binaries (all kinds) compared to field distribution (filled green circles). The lines represent the adopted parameterization (see Table 4). Bottom panel: $v \sin i$ cumulative distribution of candidate members excluding binary systems.

0.1%. The bottom panel of the Figure 5 presents the cumulative distributions of $v \sin i$ for our candidate members of the different YMGs with $P_v > 90\%$, along with the distribution for the old sample. Since our detection limits are between 3 and 8 km s^{-1} , depending on the slowly-rotating standard stars used, we reached only upper limits on $v \sin i$ for 28 candidates (see Table 6); these candidates were excluded from the figure.

To quantify the similarity between our samples of candidates and the *bona fide* members, we once again performed a K-S test as above. Overall the candidate distributions are very similar to the *bona fide* YMG distributions with K-S probabilities of 20-73%. Accordingly, the probabilities that the $v \sin i$ of our candidates were drawn from the same distribution as those of the field sample are very low, 0.0002-0.0003%. Similar results were also found by Scholz et al. (2007). It thus appears empirically that young low-mass stars in the age range defined by β PMG and ABDMG have larger $v \sin i$ than their old counterparts in the field. In our candidates sample, there are 22 ultrafast rotators ($> 50 \text{ km s}^{-1}$), including 8 stars that were identified as binary systems; for the 14 remaining fast rotators we cannot rule out the possibility that they are also unresolved binary systems.

6.2. X-ray luminosity-Age Relation

Past studies on stellar activity of low-mass stars have shown a saturation limit when the $v \sin i$ is compared to the R_x parameter, the ratio of X-ray to bolometric luminosity (Preibisch & Feigelson 2005; Mamajek & Hillenbrand 2008). This parameter is convenient as an activity proxy because it is independent of distance but it must rely on an estimate of the bolometric flux of the star. In order to quantify the sensitivity of the R_x parameter vs age for YMG stars, we have compiled ROSAT X-ray luminosities of all known *bona fide* low-mass members with spectral type later than M0V. This sample com-

TABLE 5
PROPERTIES OF *bona fide* MEMBERS

Name of star	$v \sin i^a$ (km s^{-1})	π^b (mas)	R_x	$\log L_x$ (erg s^{-1})
β PMG				
HIP 11152	6.0 ± 2.0^c	34.86 ± 2.84	-2.85	29.58 ± 0.08
HIP 23200	14.0	38.64 ± 2.54	-3.15	29.58 ± 0.01
HIP 23309	5.8 ± 0.3	37.34 ± 1.13	-3.37	29.40 ± 0.08
HIP 50156	8.0 ± 1.0^d	43.32 ± 1.80	-3.35	29.31 ± 0.03
HIP 102409	9.3 ± 1.2	100.91 ± 1.06	-2.98	29.75 ± 0.01
HIP 112312	12.1 ± 1.2	42.84 ± 3.61	-2.68	29.69 ± 0.03
GJ 3331 A	5.3^e	51.98 ± 1.30^f	-2.91	29.58 ± 0.04
ABDMG				
HIP 17695	18.0^g	62.00 ± 2.88	-3.07	29.00 ± 0.02
HIP 31878	12.0^g	44.74 ± 0.91	-3.70	28.84 ± 0.05
HIP 81084	7.0^g	32.60 ± 2.47	-3.40	28.98 ± 0.04
HIP 114066	8.0^g	40.81 ± 1.60	-3.00	29.42 ± 0.01

^aProjected rotation velocity measurement from Torres et al. (2006), unless stated otherwise.

^bParallax measurement from van Leeuwen (2007), unless stated otherwise.

^cSchlieder et al. (2010)

^dHerrero et al. (2012)

^eReiners et al. (2012)

^fRiedel et al. (2014)

^gda Silva et al. (2009)

prises 13 M stars. The bolometric luminosities are determined using the J -band bolometric correction presented in Pecaut & Mamajek (2013, see their Table 6, using $J-H$ index) for β PMG members and the J -band bolometric correction from Casagrande et al. (2008, see their Equation 5) for ABDMG members and field dwarfs. Again, all binary systems were excluded.

The upper panel of Figure 6 presents the cumulative distribution of R_x for young *bona fide* members and old field dwarfs. While one can see a clear difference between young and old stars, there is no obvious distinction between β PMG and ABDMG members.

The bottom panel of Figure 6 presents the cumulative distribution of $\log L_x$ for M0V-M5V *bona fide* members compared to the old low-mass population. The X-ray luminosity is calculated using this formulae⁸: $L_x = 1.2e^{38} f_x d_\pi^2$. One clearly see a difference of ~ 0.6 dex between β PMG and ABDMG members. Even if we take into account the uncertainties on the ROSAT counts, HR1 ratio and parallax (error bar on Figure 6), the difference between the two young samples is significant. A K-S test performed on both distributions shows that they are different at a confidence level of 94.4%. We estimated the mean and dispersion of each distribution by fitting error functions (see the Table 4). We note that Preibisch & Feigelson (2005) found similar results for Chamaeleon association and the Pleiades group, where these two groups have similar ages compared to β PMG and ABDMG. Overall, relatively young stars represented by β PMG members are two orders of magnitude more luminous than M dwarfs in the field and this luminosity excess remains significant (a factor of ~ 4) compared to older ABDMG members. This analysis shows that the X-ray luminosity is an excellent youth indicator for M dwarfs in the age range defined by β PMG and ABDMG members. This youth diagnostic is very complementary to the common method of using the presence of the lithium reson-

⁸ <http://heasarc.gsfc.nasa.gov/W3Browse/all/rassdsstar.html>

nance line at 6707.8. However, since lithium is rapidly depleted in M dwarfs, especially fully convective ones ($\sim M3V$), lithium is a useful youth indicator only for low-mass stars younger than a few 10^7 yrs. Using the X-ray luminosity as youth indicator extends by roughly an order of magnitude the age range covered by the lithium method.

We performed the same analysis on our candidate members, where the X-ray luminosity was determined using the statistical distance (see Table 6), as a proxy of the parallax ($\log L_X^s$). As shown in Paper I, the statistical distance is a reliable estimate of the true distance within an uncertainty of $\sim 10\%$. Figure 7 presents the cumulative distribution of $\log L_X^s$ for our highly probable members compared to the low-mass field dwarfs. The amplitude of the error bars is ~ 0.3 dex and take into account the uncertainties on both the *ROSAT* flux and the statistical distance. The same trend for the X-ray luminosity to increase at young ages is confirmed with the candidates. One can see in Figure 7 that the β PMG distribution shows an excess of low-luminosity objects which could find an explanation if the statistical distance of these objects is somewhat different from reality. In fact, we do have a parallax for one β PMG candidate member and indeed, when one uses the true distance to infer its X-ray luminosity, its value is brought much closer to the nominal distribution for this association.

In order to investigate the behavior of the X-ray luminosity with spectral type (mass), we divide our candidates into two groups: M0V-M2V (partly convective stars) and M3V-M5V (fully convective stars). Figure 8 presents the cumulative distribution of X-ray luminosity, for both groups in β PMG and ABDMG. Table 4 summarises the median $\log L_X$ along with their dispersion for YMGs and field stars. The X-ray luminosity for M3V-M5V β PMG candidates is slightly lower (with a higher dispersion) compared to the M0V-M2V group, and the same behavior is seen for ABDMG candidate members. More observations are clearly needed to confirm this trend which may provide some insights for understanding the X-ray property and magnetic activity of low-mass stars near the brown dwarf boundary.

7. SUMMARY AND CONCLUSION

The study aims at extending the census of low-mass star members of seven young nearby associations. A Bayesian statistical analysis described in Paper I was developed for identifying candidates based on a minimal set of observables (proper motion, photometry, position in the sky) combined with a kinematic model of the association. This method yields a membership probability to a given association as well as the most probable (statistical) distance and the predicted radial velocity. In the present study, radial velocity measurements were used to better constrain the membership of the candidates.

Starting from a sample of 920 stars, all showing indicators of youth such as $H\alpha$ and/or X-rays emission, our analysis selected 247 candidates with a membership probability over 90%. To confirm the predicted membership, we have secured radial velocity measurements for 202 candidate members. These measurements were combined with a compilation of 166 measurements from the literature to select a list of 130 young K and M stars with a membership probability to all YMGs exceeding 90% when the radial velocity is included in our Bayesian analysis. A subgroup of 117 candidates are associated with a single YMG distributed as follows : 27 in β PMG, 22 in THA, 25 in COL, 7 in CAR, 18 in ARG and 18 in ABDMG.

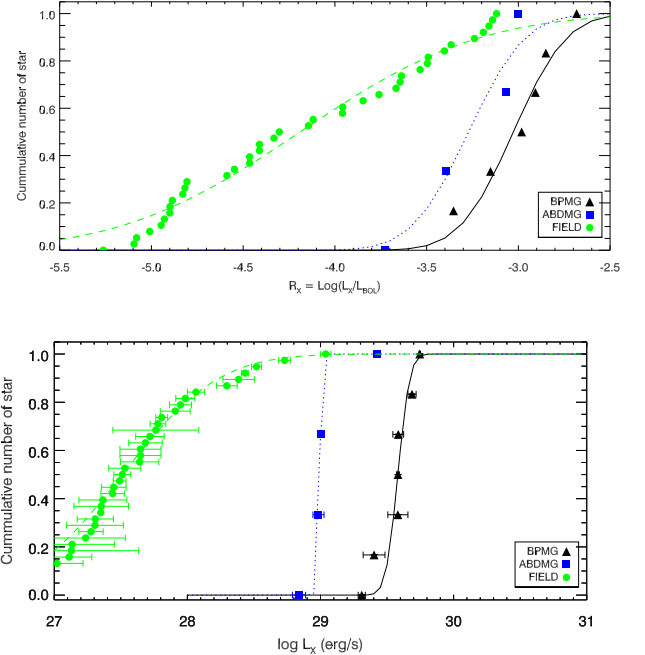


FIG. 6.— Top panel: Cumulative distribution of R_x ($\log L_X/L_{bol}$) for M0V-M5V *bona fide* members, which exclude binaries. Bottom panel: $\log L_X$ cumulative distribution for M0V-M5V *bona fide* members of β PMG (black triangles), and ABDMG (blue squares).

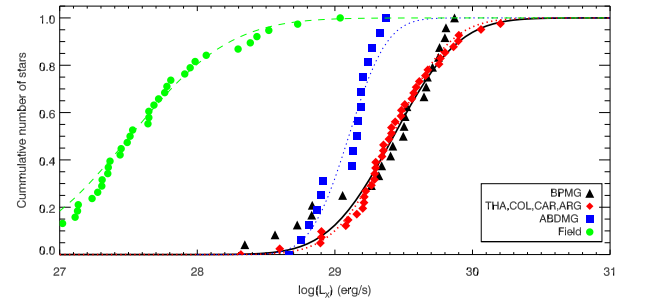


FIG. 7.— Cumulative distribution of $\log L_X^s$ for candidate members excluding binary systems compared to old field $\log L_X$ distribution.

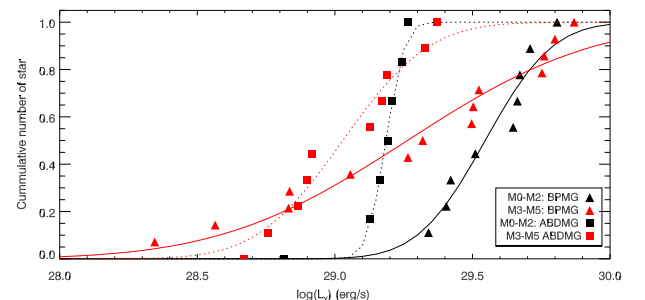


FIG. 8.— Cumulative distribution of $\log L_X$ for M0V-M2V and M3V-M5V of β PMG and ABDMG candidate members.

We investigated the rotation-age relation and found that stellar rotation ($v \sin i$) of young M dwarfs is significantly higher compared to their field counterparts. We also find that the X-ray luminosity of ~ 12 -22 Myr-old β PMG members are typically two orders of magnitude more luminous compared to field stars; this luminosity excess is a factor of ~ 4 com-

pared to older (~ 100 Myr) ABDMG members. Thus, the X-ray luminosity appears to be an excellent age discriminant for M dwarfs.

This work has unveiled a large population of highly probable low-mass members to nearby YMGs. A parallax, and ideally other indications of youth, are mandatory to firmly establish them as *bona fide* members of their respective association.

The authors would like to thank Bernadette Rogers, German Gimeno, Michele Edwards, Elena Valenti and the Gemini, CFHT and ESO staff for carrying out the observations. Special thanks to Anne-Marie Lagrange, Ansgar Reiners and Evgenya Shkolnik for interesting advices. Finally, we thank our referee for several comments which improved the quality of this paper.

This work was supported in part through grants from the the Fond de Recherche Québécois - Nature et Technologie and the Natural Science and Engineering Research Council of Canada. This research has made use of the SIMBAD database, operated at Centre de Données astronomiques de Strasbourg (CDS), Strasbourg, France. This research has made use of the VizieR catalogue access tool, CDS, Strasbourg, France (Ochsenbein et al. 2000).

Based on observations obtained at the Gemini Observatory, which is operated by the Association of Universities for Research in Astronomy, Inc., under a cooperative agreement with the NSF on behalf of the Gemini partnership: the National Science Foundation (United States), the Science and Technology Facilities Council (United Kingdom), the National Research Council (Canada), CONICYT (Chile), the

Australian Research Council (Australia), Ministério da Ciência, Tecnologia e Inovação (Brazil) and Ministerio de Ciencia, Tecnología e Innovación Productiva (Argentina).

The DENIS project has been partly funded by the SCIENCE and the HCM plans of the European Commission under grants CT920791 and CT940627. It is supported by INSU, MEN and CNRS in France, by the State of Baden-Württemberg in Germany, by DGICYT in Spain, by CNR in Italy, by FFwFBWF in Austria, by FAPESP in Brazil, by OTKA grants F-4239 and F-013990 in Hungary, and by the ESO C&EE grant A-04-046. Jean Claude Renault from IAP was the Project manager. Observations were carried out thanks to the contribution of numerous students and young scientists from all involved institutes, under the supervision of P. Fouqué, survey astronomer resident in Chile.

Funding for RAVE has been provided by: the Australian Astronomical Observatory; the Leibniz-Institut fuer Astrophysik Potsdam (AIP); the Australian National University; the Australian Research Council; the French National Research Agency; the German Research Foundation (SPP 1177 and SFB 881); the European Research Council (ERC-StG 240271 Galactica); the Istituto Nazionale di Astrofisica at Padova; The Johns Hopkins University; the National Science Foundation of the USA (AST-0908326); the W. M. Keck foundation; the Macquarie University; the Netherlands Research School for Astronomy; the Natural Sciences and Engineering Research Council of Canada; the Slovenian Research Agency; the Swiss National Science Foundation; the Science & Technology Facilities Council of the UK; Opticon; Strasbourg Observatory; and the Universities of Groningen, Heidelberg and Sydney. The RAVE web site is at <http://www.rave-survey.org>.

REFERENCES

- Anderson, E., & Francis, C. 2012, *Astronomy Letters*, 38, 331
 Barnes, S. A. 2003, *ApJ*, 586, 464
 —. 2007, *ApJ*, 669, 1167
 Barrado y Navascués, D. 2006, *A&A*, 459, 511
 Barrado y Navascués, D., Stauffer, J. R., & Jayawardhana, R. 2004, *ApJ*, 614, 386
 Bergfors, C., et al. 2010, *A&A*, 520, A54+
 Binks, A. S., & Jeffries, R. D. 2013, *ArXiv e-prints*
 Bobylev, V. V., & Bajkova, A. T. 2007, *Astronomy Letters*, 33, 571
 Bobylev, V. V., Goncharov, G. A., & Bajkova, A. T. 2007, *VizieR Online Data Catalog*, 908, 30821
 Bowler, B. P., Liu, M. C., Shkolnik, E. L., & Dupuy, T. J. 2013, *ApJ*, 774, 55
 Bowler, B. P., Liu, M. C., Shkolnik, E. L., Dupuy, T. J., Cieza, L. A., Kraus, A. L., & Tamura, M. 2012, *ArXiv e-prints*
 Casagrande, L., Flynn, C., & Bessell, M. 2008, *MNRAS*, 389, 585
 Chubak, C., Marcy, G., Fischer, D. A., Howard, A. W., Isaacson, H., Johnson, J. A., & Wright, J. T. 2012, *ArXiv e-prints*
 Cutri, R. M., et al. 2012, *Explanatory Supplement to the WISE All-Sky Data Release Products*, Tech. rep.
 da Silva, L., Torres, C. A. O., de La Reza, R., Quast, G. R., Melo, C. H. F., & Sterzik, M. F. 2009, *A&A*, 508, 833
 Daemgen, S., Siegler, N., Reid, I. N., & Close, L. M. 2007, *ApJ*, 654, 558
 de Bruijne, J. H. J., & Eilers, A.-C. 2012, *A&A*, 546, A61
 de la Reza, R., Torres, C. A. O., Quast, G., Castilho, B. V., & Vieira, G. L. 1989, *ApJ*, 343, L61
 Delfosse, X., et al. 2004, in *Astronomical Society of the Pacific Conference Series*, Vol. 318, *Spectroscopically and Spatially Resolving the Components of the Close Binary Stars*, ed. R. W. Hilditch, H. Hensberge, & K. Pavlovski, 166–174
 Delfosse, X., Forveille, T., Perrier, C., & Mayor, M. 1998, *A&A*, 331, 581
 Donati, J.-F., Catala, C., Landstreet, J. D., & Petit, P. 2006, in *Astronomical Society of the Pacific Conference Series*, Vol. 358, *Astronomical Society of the Pacific Conference Series*, ed. R. Casini & B. W. Lites, 362+
 Donati, J.-F., Semel, M., Carter, B. D., Rees, D. E., & Collier Cameron, A. 1997, *MNRAS*, 291, 658
 Epchtein, N., et al. 1997, *The Messenger*, 87, 27
 Gagné, J., Lafrenière, D., Doyon, R., Malo, L., Faherty, J., & Artigau, É. 2013, *Mem. Soc. Astron. Italiana*, 84, 916
 Gálvez-Ortiz, M. C., et al. 2010, *MNRAS*, 409, 552
 Gizis, J. E., Reid, I. N., & Hawley, S. L. 2002, *AJ*, 123, 3356
 Glebocki, R., & Gnacinski, P. 2005, *VizieR Online Data Catalog*, 3244, 0
 Gray, D. F. 1992, *The observation and analysis of stellar photospheres*.
 Hawley, S. L., Gizis, J. E., & Reid, I. N. 1996, *AJ*, 112, 2799
 Herbig, G. H., & Bell, K. R. 1988, *Third Catalog of Emission-Line Stars of the Orion Population : 3 : 1988*
 Herrero, E., Ribas, I., Jordi, C., Guinan, E. F., & Engle, S. G. 2012, *A&A*, 537, A147
 Hinkle, K. H., et al. 2003, in *Presented at the Society of Photo-Optical Instrumentation Engineers (SPIE) Conference*, Vol. 4834, *Society of Photo-Optical Instrumentation Engineers (SPIE) Conference Series*, ed. P. Guhathakurta, 353–363
 Houdebine, E. R. 2012, *MNRAS*, 421, 3189
 Irwin, J., Berta, Z. K., Burke, C. J., Charbonneau, D., Nutzman, P., West, A. A., & Falco, E. E. 2011, *ApJ*, 727, 56
 Janson, M., et al. 2012, *ArXiv e-prints*
 Jayawardhana, R., Coffey, J., Scholz, A., Brandeker, A., & van Kerkwijk, M. H. 2006, *ApJ*, 648, 1206
 Jenkins, J. S., Ramsey, L. W., Jones, H. R. A., Pavlenko, Y., Gallardo, J., Barnes, J. R., & Pinfield, D. J. 2009, *ApJ*, 704, 975
 Kaeufl, H.-U., et al. 2004, in *Society of Photo-Optical Instrumentation Engineers (SPIE) Conference Series*, Vol. 5492, *Society of Photo-Optical Instrumentation Engineers (SPIE) Conference Series*, ed. A. F. M. Moorwood & M. Iye, 1218–1227
 Kastner, J. H., Zuckerman, B., Weintraub, D. A., & Forveille, T. 1997, *Science*, 277, 67
 Kharchenko, N. V., Scholz, R., Piskunov, A. E., Roeser, S., & Schilbach, E. 2007, *VizieR Online Data Catalog*, 3254, 0
 Kiss, L. L., et al. 2011, *MNRAS*, 411, 117
 Koen, C., Kilkeny, D., van Wyk, F., & Marang, F. 2010, *MNRAS*, 403, 1949
 Landolt, A. U. 2009, *AJ*, 137, 4186
 Leinert, C., Henry, T., Glindemann, A., & McCarthy, Jr., D. W. 1997, *A&A*, 325, 159
 Lépine, S., & Gaidos, E. 2011, *AJ*, 142, 138

- Lépine, S., Hilton, E. J., Mann, A. W., Wilde, M., Rojas-Ayala, B., Cruz, K. L., & Gaidos, E. 2013, *AJ*, 145, 102
- Lépine, S., & Shara, M. M. 2005, *VizieR Online Data Catalog*, 1298, 0
- Lépine, S., & Simon, M. 2009, *AJ*, 137, 3632
- Liu, M. C., Dupuy, T. J., & Allers, K. N. 2013, *Astronomische Nachrichten*, 334, 85
- Looper, D. L., Bochanski, J. J., Burgasser, A. J., Mohanty, S., Mamajek, E. E., Faherty, J. K., West, A. A., & Pitts, M. A. 2010, *AJ*, 140, 1486
- López-Santiago, J., Micela, G., & Montes, D. 2009, *A&A*, 499, 129
- López-Santiago, J., Montes, D., Crespo-Chacón, I., & Fernández-Figueroa, M. J. 2006, *ApJ*, 643, 1160
- López-Santiago, J., Montes, D., Gálvez-Ortiz, M. C., Crespo-Chacón, I., Martínez-Arnáiz, R. M., Fernández-Figueroa, M. J., de Castro, E., & Cornide, M. 2010, *A&A*, 514, A97+
- Luhman, K. L., Stauffer, J. R., & Mamajek, E. E. 2005, *ApJ*, 628, L69
- Lyo, A.-R., Lawson, W. A., & Bessell, M. S. 2004, *MNRAS*, 355, 363
- Makarov, V. V. 2007, *ApJS*, 169, 105
- Makarov, V. V., & Urban, S. 2000, *MNRAS*, 317, 289
- Malo, L., Doyon, R., Lafrenière, D., Artigau, É., Gagné, J., Baron, F., & Riedel, A. 2013, *ApJ*, 762, 88
- Mamajek, E. E., & Hillenbrand, L. A. 2008, *ApJ*, 687, 1264
- Mazeh, T., Prato, L., Simon, M., Goldberg, E., Norman, D., & Zucker, S. 2002, *ApJ*, 564, 1007
- Mentuch, E., Brandeker, A., van Kerkwijk, M. H., Jayawardhana, R., & Hauschildt, P. H. 2008, *ApJ*, 689, 1127
- Messina, S., Desidera, S., Turatto, M., Lanzafame, A. C., & Guinan, E. F. 2010, *A&A*, 520, A15+
- Montes, D., López-Santiago, J., Gálvez, M. C., Fernández-Figueroa, M. J., De Castro, E., & Cornide, M. 2001, *MNRAS*, 328, 45
- Moór, A., Szabó, G. M., Kiss, L. L., Kiss, C., Ábrahám, P., Szulágyi, J., Kóspál, Á., & Szalai, T. 2013, *MNRAS*, 435, 1376
- Nidever, D. L., Marcy, G. W., Butler, R. P., Fischer, D. A., & Vogt, S. S. 2002, *ApJS*, 141, 503
- Ochsenbein, F., Bauer, P., & Marcout, J. 2000, *A&AS*, 143, 23
- Ortega, V. G., Jilinski, E., de la Reza, R., & Bazzanella, B. 2009, *AJ*, 137, 3922
- Pecaut, M. J., & Mamajek, E. E. 2013, *ArXiv e-prints*
- Preibisch, T., & Feigelson, E. D. 2005, *ApJS*, 160, 390
- Reid, I. N., & Cruz, K. L. 2002, *AJ*, 123, 2806
- Reid, I. N., et al. 2003, *AJ*, 126, 3007
- , 2004, *AJ*, 128, 463
- Reiners, A., & Basri, G. 2008, *ApJ*, 684, 1390
- Reiners, A., Joshi, N., & Goldman, B. 2012, *AJ*, 143, 93
- Reiners, A., & Mohanty, S. 2012, *ApJ*, 746, 43
- Riaz, B., Gizis, J. E., & Harvin, J. 2006, *AJ*, 132, 866
- Riedel, A. R., et al. 2014, *ArXiv e-prints*
- Riedel, A. R., Murphy, S. J., Henry, T. J., Melis, C., Jao, W.-C., & Subasavage, J. P. 2011, *AJ*, 142, 104
- Riedel, A. R., et al. 2010, *AJ*, 140, 897
- Rodríguez, D. R., Bessell, M. S., Zuckerman, B., & Kastner, J. H. 2011, *ApJ*, 727, 62
- Rodríguez, D. R., Zuckerman, B., Kastner, J. H., Bessell, M. S., Faherty, J. K., & Murphy, S. J. 2013, *ArXiv e-prints*
- Roeser, S., Demleitner, M., & Schilbach, E. 2010, *AJ*, 139, 2440
- Roeser, S., Schilbach, E., Schwan, H., Kharchenko, N. V., Piskunov, A. E., & Scholz, R. 2008, *VizieR Online Data Catalog*, 1312, 0
- Rousselot, P., Lidman, C., Cuby, J.-G., Moreels, G., & Monnet, G. 2000, *A&A*, 354, 1134
- Schlieder, J. E., Lépine, S., & Simon, M. 2010, *AJ*, 140, 119
- , 2012a, *ArXiv e-prints*
- Schlieder, J. E., Lépine, S., & Simon, M. 2012b, *ArXiv e-prints*
- Scholz, A., Coffey, J., Brandeker, A., & Jayawardhana, R. 2007, *ApJ*, 662, 1254
- Shkolnik, E., Liu, M. C., & Reid, I. N. 2009, *ApJ*, 699, 649
- Shkolnik, E. L., Anglada-Escudé, G., Liu, M. C., Bowler, B. P., Weinberger, A. J., Boss, A. P., Reid, I. N., & Tamura, M. 2012, *ArXiv e-prints*
- Shkolnik, E. L., Hebb, L., Liu, M. C., Reid, I. N., & Cameron, A. C. 2010, *ApJ*, 716, 1522
- Shkolnik, E. L., Liu, M. C., Reid, I. N., Dupuy, T., & Weinberger, A. J. 2011, *ApJ*, 727, 6
- Skiff, B. A. 2010, *VizieR Online Data Catalog*, 1, 2023
- Skumanich, A. 1972, *ApJ*, 171, 565
- Slesnick, C. L., Carpenter, J. M., & Hillenbrand, L. A. 2006, *AJ*, 131, 3016
- Soderblom, D. R. 2010, *ARA&A*, 48, 581
- Song, I., Zuckerman, B., & Bessell, M. 2012, *ArXiv e-prints*
- Song, I., Zuckerman, B., & Bessell, M. S. 2003, *ApJ*, 599, 342
- Soubiran, C., Jasiewicz, G., Chemin, L., Crifo, F., Udry, S., Hestroffer, D., & Katz, D. 2013, *A&A*, 552, A64
- Steinmetz, M., et al. 2006, *AJ*, 132, 1645
- Torres, C. A. O., da Silva, L., Quast, G. R., de la Reza, R., & Jilinski, E. 2000, *AJ*, 120, 1410
- Torres, C. A. O., Quast, G. R., da Silva, L., de La Reza, R., Melo, C. H. F., & Sterzik, M. 2006, *A&A*, 460, 695
- Torres, C. A. O., Quast, G. R., de La Reza, R., da Silva, L., & Melo, C. H. F. 2001, in *Astronomical Society of the Pacific Conference Series*, Vol. 244, *Young Stars Near Earth: Progress and Prospects*, ed. R. Jayawardhana & T. Greene, 43–+
- Torres, C. A. O., Quast, G. R., Melo, C. H. F., & Sterzik, M. F. 2008, *Young Nearby Loose Associations*, ed. B. Reipurth, 757–+
- Uppgren, A. R., & Harlow, J. J. B. 1996, *PASP*, 108, 64
- van Leeuwen, F., ed. 2007, *Astrophysics and Space Science Library*, Vol. 350, *Hipparcos, the New Reduction of the Raw Data*
- Wahhaj, Z., et al. 2011, *ApJ*, 729, 139
- Webb, R. A., Zuckerman, B., Platais, I., Patience, J., White, R. J., Schwartz, M. J., & McCarthy, C. 1999, *ApJ*, 512, L63
- Weinberger, A. J., Anglada-Escudé, G., & Boss, A. P. 2013, *ApJ*, 762, 118
- Weise, P., Launhardt, R., Setiawan, J., & Henning, T. 2010, *A&A*, 517, A88
- Yee, J. C., & Jensen, E. L. N. 2010, *ApJ*, 711, 303
- York, D. G., et al. 2000, *AJ*, 120, 1579
- Zacharias, N., et al. 2009, *VizieR Online Data Catalog*, 1315, 0
- Zacharias, N., Finch, C. T., Girard, T. M., Henden, A., Bartlett, J. L., Monet, D. G., & Zacharias, M. I. 2013, *AJ*, 145, 44
- Zacharias, N., Monet, D. G., Levine, S. E., Urban, S. E., Gaume, R., & Wycoff, G. L. 2005, *VizieR Online Data Catalog*, 1297, 0
- Zickgraf, F.-J., Krautter, J., Reffert, S., Alcalá, J. M., Mujica, R., Covino, E., & Sterzik, M. F. 2005, *A&A*, 433, 151
- Zuckerman, B., & Song, I. 2004, *ARA&A*, 42, 685
- Zuckerman, B., Song, I., Bessell, M. S., & Webb, R. A. 2001a, *ApJ*, 562, L87
- Zuckerman, B., Song, I., & Webb, R. A. 2001b, *ApJ*, 559, 388
- Zuckerman, B., & Webb, R. A. 2000, *ApJ*, 535, 959
- Zuckerman, B., Webb, R. A., Schwartz, M., & Becklin, E. E. 2001c, *ApJ*, 549, L233
- Zwitter, T., et al. 2008, *AJ*, 136, 421

TABLE 6
PROPERTIES OF CANDIDATE MEMBERS OF YOUNG KINEMATIC GROUPS

Name (2MASS)	I_c^a (mag)	J (mag)	$\mu_{CX} \cos \delta^b$ (mas yr $^{-1}$)	μ_{δ}^b (mas yr $^{-1}$)	Spectral ^c Type	X-ray ^d log(f_x)	H α^e (Å)	Li ^f (m Å)	v sini ^g (km s $^{-1}$)	RV _{meas} ^h (km s $^{-1}$)	RV _{pred} ⁱ (km s $^{-1}$)	d_m^j (pc)	d_s^i (pc)	p ^k (%)	P _v ^k (%)	log L _X ^d (erg s $^{-1}$)	Refs.
β Pictoris moving group																	
J00172353-6645124	9.94 ± 0.05	8.56 ± 0.02	104.3 ± 1.0	-13.5 ± 1.0	M2.5V	-11.77	6.0	...	< 7.4 ^{ZZ}	10.7 ± 0.2 ^{ZZ}	10.9 ± 1.5	39.0 ± 2.6 ^{VV}	35 ± 3	99.9	99.9	29.41 ± 0.19	18
J00275023-3233060	10.29 ± 0.03 ^{VV}	8.88 ± 0.03	97.8 ± 1.1	-60.9 ± 4.0	M3.5Ve	-11.59	7.8	...	6.2 ± 1.8 ^{ZZ}	8.8 ± 0.2 ^{ZZ}	8.3 ± 1.4	32.3 ± 1.8 ^{VV}	33 ± 2	1.8	99.9	29.53 ± 0.15	17
J00275035-3233238	10.48 ± 0.02 ^{VV}	8.97 ± 0.03	117.4 ± 2.8	-29.3 ± 8.1	M3.5Ve	-11.59	5.3	...	< 4.2 ^{ZZ}	8.5 ± 0.2 ^{ZZ}	8.3 ± 1.4	32.3 ± 1.8 ^{VV}	32 ± 2	97.2	99.9	29.51 ± 0.15	17
J01132817-3821024	9.66 ± 0.07 ⁰	8.49 ± 0.02	123.0 ± 1.1	-38.3 ± 1.2	M0.0+M1.0	-11.77	2.5	...	< 9.1 ^{ZZ}	14.3 ± 0.5 ^{ZZ}	11.9 ± 1.4	...	29 ± 2	16.7	99.3	...	18
J01365516-0647379	11.22 ± 0.06	9.71 ± 0.02	175.1 ± 4.4 ^Y	-98.8 ± 4.4 ^Y	M4V+>L0	-12.03	6.0	12.2 ± 0.4 ^{UU}	9.5 ± 1.5	24.0 ± 0.4 ^{UU}	21 ± 1	28.3	99.9	...	18
J01535076-1459503	9.82 ± 0.06	7.94 ± 0.03	105.0 ± 1.4	-45.7 ± 1.4	M3V+M3V	-11.54	6.6	...	< 11.2 ^{ZZ}	10.5 ± 0.4 ^{ZZ}	12.0 ± 1.5	...	28 ± 2	99.9 ¹	99.9 ¹	...	18
J03323578+2843554	11.06 ± 0.06 ^Y	9.36 ± 0.02	40.0 ± 3.0 ^Y	-60.0 ± 4.0 ^Y	M4+M4.5	-12.43	5.7	...	24.5 ± 2.2 ^{ZZ}	9.4 ± 0.4 ^{ZZ}	8.2 ± 1.9	...	55 ± 4	99.9 ¹	99.9 ¹	...	18
J04435686+3723033	11.01 ± 0.13 ^Y	9.71 ± 0.02	27.3 ± 5.1 ^Z	-64.4 ± 5.1 ^Z	M3Ve	-12.31	10.6 ± 1.0 ^{ZZ}	6.4 ± 0.3 ^{mmm}	7.6 ± 2.0	...	59 ± 5	95.6	96.4	29.33 ± 0.22	11
J05082729-2101444	11.61 ± 0.06	9.72 ± 0.02	31.4 ± 2.3	-16.0 ± 2.3	M5V	-12.44	24.9	618 ^{SC}	25.3 ± 4.3 ^{ZZ}	23.5 ± 1.8 ^{mmm}	21.1 ± 1.7	...	25 ± 5	99.9 ¹	99.9 ¹	28.44 ± 0.37	18
J05241914-1601153	10.59 ± 0.06	8.67 ± 0.03	14.0 ± 5.0 ^Z	-36.0 ± 2.0 ^Z	M4.5+M5.0	-11.99	11.7	223 ⁰	50.0 ± 4.5 ^{ZZ}	17.5 ± 0.6 ^{ZZ}	20.9 ± 1.8	...	20 ± 5	99.9 ¹	99.9 ¹	...	18
J05335981-0221325	9.90 ± 0.06	8.56 ± 0.02	10.0 ± 1.0 ^Z	-50.0 ± 1.0 ^Z	M3V	-11.54	6.1	> 49 ^{SC}	5.4 ± 1.3 ^{ZZ}	20.9 ± 0.2 ^{mmm}	19.1 ± 1.9	...	42 ± 5	99.9	99.9	29.78 ± 0.17	18
J06131330-2742054	9.55 ± 0.02 ^{VV}	8.00 ± 0.03	-14.9 ± 1.0	-2.1 ± 1.0	M3.5V*	-11.51	5.1	...	< 6.7 ^{ZZ}	22.5 ± 0.2 ^{ZZ}	21.6 ± 1.6	29.4 ± 0.9 ^{VV}	25 ± 6	99.9 ¹	99.9 ¹	...	18
J08173943-8243298	9.08 ± 0.06	7.47 ± 0.02	-81.9 ± 0.9	102.6 ± 1.5	M4*	-11.24	7.6	...	32.2 ± 2.6 ^{ZZ}	15.6 ± 1.5 ^{ZZ}	12.8 ± 1.5	...	27 ± 2	99.9 ¹	99.9 ¹	...	18
J08224744-5726530	10.29 ± 0.06	8.63 ± 0.02	-481.4 ± 9.0 ^Z	159.0 ± 9.0 ^Z	M4.5+>L0	-11.97	7.3	...	6.4 ± 2.4 ^{ZZ}	14.7 ± 0.2 ^{ZZ}	17.2 ± 1.4	...	6 ± 1	17.9	91.9	...	18
J11493184-7851011	10.73 ± 0.00 ^{mm}	9.45 ± 0.02	-43.4 ± 2.9	-8.1 ± 1.8	M1V	-12.07	4.7	560 ^{mm}	18.0 ± 5.0	13.4 ± 1.3 ^{mm}	10.8 ± 1.6	...	68 ± 6	75.2	91.7	29.68 ± 0.17	7
J13545390-7121476	9.80 ± 0.06	8.55 ± 0.02	-165.0 ± 6.5	-132.7 ± 6.8	M2.5V	-12.02	3.3	...	< 3.1 ^{ZZ}	5.7 ± 0.2 ^{ZZ}	7.3 ± 1.7	...	21 ± 1	8.5	99.1	28.73 ± 0.16	18
J16572029-5343316	9.97 ± 0.07	8.69 ± 0.02	-14.7 ± 6.1	-85.9 ± 2.2	M3V	-12.24	2.5	...	< 3.5 ^{ZZ}	1.4 ± 0.2 ^{ZZ}	-2.0 ± 2.0	...	51 ± 3	91.1	99.9	29.27 ± 0.27	18
J17150219-3333398	9.32 ± 0.06	7.92 ± 0.02	7.6 ± 5.3	-176.9 ± 1.2	M0V	-11.46	3.0	...	76.3 ± 5.3 ^{ZZ}	-14.6 ± 3.5 ^{ZZ}	-9.4 ± 2.1	...	23 ± 1	94.6	99.0	29.35 ± 0.13	18
J17292067-5014529	10.30 ± 0.00 ^{mm}	8.87 ± 0.03	-6.3 ± 1.5	-63.5 ± 4.1	M3Ve	-12.13	6.7	50 ^{mm}	23.5 ± 1.9 ^{ZZ}	-0.1 ± 0.9 ^{mmm}	-3.5 ± 2.0	...	64 ± 5	99.3 ¹	99.9 ¹	29.56 ± 0.27	6
J18142207-3246100	10.64 ± 0.00 ^{mm}	9.44 ± 0.02	7.3 ± 4.7 ^Y	-39.9 ± 4.7 ^Y	M1.5V*	-11.66	3.1	200 ^{mm}	3.0 ± 1.5	-5.7 ± 0.8 ^{mm}	-9.8 ± 2.1	...	90 ± 8	80.6 ¹	99.9 ¹	...	6
J18151564-4927472	10.36 ± 0.06	8.92 ± 0.02	8.3 ± 1.6	-71.5 ± 1.6	M3V(sb)	-11.96	7.6	> 46 ^W	76.7 ± 10.9 ^{ZZ}	0.3 ± 3.6 ^{mmm}	-3.8 ± 2.0	...	61 ± 4	89.4 ¹	99.9 ¹	...	18
J18202275-1011131	8.67 ± 0.00 ^P	7.64 ± 0.02	10.5 ± 5.9 ^P	-33.9 ± 4.0 ^P	K5Ve+K7Ve	-11.67	9.8	530 ^{mm}	...	-13.7 ± 0.0 ^{mmm}	-16.4 ± 2.0	...	61 ± 6	1.0 ¹	96.4 ¹	...	18
J18420694-5554254	10.88 ± 0.06 ⁰	9.49 ± 0.02	11.2 ± 5.3	-81.4 ± 2.7	M3.5V	-11.79	6.9	...	< 8.6 ^{ZZ}	0.3 ± 0.5 ^{ZZ}	-1.2 ± 1.9	...	54 ± 4	73.1	99.9	29.76 ± 0.25	18
J1845255-6210366	9.99 ± 0.00 ^{mm}	8.75 ± 0.02	14.6 ± 1.4	-81.1 ± 1.3	M1Ve	-12.01	1.9 ^{mm}	332 ^{mm}	9.9 ± 0.6	2.4 ± 0.1 ^{mm}	1.2 ± 1.9	...	54 ± 3	54.1	99.9	29.53 ± 0.28	6
J18504448-3147472	9.44 ± 0.00 ^{mm}	8.31 ± 0.02	16.6 ± 1.8	-74.7 ± 0.7	K7Ve	-11.65	1.8 ^{mm}	492 ^{mm}	49.7 ± 0.6	-6.0 ± 1.0 ^{mm}	-9.7 ± 2.0	...	53 ± 3	91.3	99.9	29.89 ± 0.14	6
J18580415-2953045	9.98 ± 0.00 ^{mm}	8.86 ± 0.02	11.5 ± 1.4	-49.5 ± 1.4	M0Ve	-11.76	2.8 ^{mm}	483 ^{mm}	33.8 ± 3.4	-4.9 ± 1.0 ^{mm}	-10.1 ± 2.0	...	76 ± 5	97.9 ¹	99.9 ¹	...	6
J19102820-2319486	10.59 ± 0.06	9.10 ± 0.02	17.6 ± 1.9	-51.6 ± 1.5	M4V	-11.86	8.2	> 55 ^{SC}	12.2 ± 1.8 ^{ZZ}	-7.0 ± 0.3 ^{mmm}	-11.9 ± 2.0	...	67 ± 5	99.9 ¹	99.9 ¹	29.88 ± 0.19	18
J19233820-4606316	10.19 ± 0.05	9.11 ± 0.03	17.9 ± 0.9	-57.9 ± 0.9	M0V	-12.07	2.0	422 ^W	15.4 ± 3.0 ^{ZZ}	-0.0 ± 0.4 ^{mmm}	-4.1 ± 2.0	...	70 ± 4	97.8	99.3	29.71 ± 0.23	18
J19243494-3442392	11.29 ± 0.05	9.67 ± 0.02	23.2 ± 1.8	-72.1 ± 1.8	M4V	-12.50	13.9	...	10.9 ± 2.9 ^{ZZ}	-3.7 ± 0.2 ^{ZZ}	-8.0 ± 2.0	...	54 ± 3	99.9 ¹	99.9 ¹	29.06 ± 0.31	18
J19560294-3207186	10.85 ± 0.06	8.96 ± 0.03	32.6 ± 1.9	-61.0 ± 1.2	M4V	-11.76	6.2	...	35.0 ± 4.9 ^{ZZ}	-3.7 ± 2.2 ^{mmm}	-7.8 ± 1.9	...	55 ± 4	98.5 ¹	99.5 ¹	29.81 ± 0.16	8,12
J19560438-3207376	10.13 ± 0.06	8.71 ± 0.03	30.3 ± 1.5	-66.6 ± 1.0	M0V	-11.76	0.7 ^{ff}	110 ^{ff}	...	-7.2 ± 0.5 ^{mmm}	-7.8 ± 1.9	...	55 ± 3	99.9 ¹	99.9 ¹	29.81 ± 0.16	8,12
J20013718-3313139	10.27 ± 0.05	9.15 ± 0.02	27.1 ± 2.6	-60.9 ± 1.8	M1V	-12.23	2.6	...	< 2.6 ^{ZZ}	-3.7 ± 0.2 ^{mmm}	-7.3 ± 1.9	...	61 ± 4	98.1	98.9	29.43 ± 0.25	12
J20100002-2801410	10.20 ± 0.02 ^{VV}	8.65 ± 0.02	40.4 ± 0.9	-62.7 ± 0.9	M2.5+M3.5	-11.84	10.1	...	46.5 ± 4.1 ^{ZZ}	-5.8 ± 0.6 ^{ZZ}	-8.5 ± 1.9	48.0 ± 3.1 ^{VV}	52 ± 3	99.9 ¹	99.9 ¹	...	18
J20333759-2556521	11.57 ± 0.01 ^{VV}	9.71 ± 0.02	51.8 ± 1.7	-76.8 ± 1.4	M4.5V	-12.42	11.4	...	19.8 ± 2.6 ^{ZZ}	-7.6 ± 0.4 ^{ZZ}	-8.1 ± 1.9	48.3 ± 3.3 ^{VV}	40 ± 3	99.9 ¹	99.9 ¹	28.89 ± 0.36	18
J20434114-2433534	10.11 ± 0.05	8.60 ± 0.02	56.2 ± 1.3	-72.0 ± 1.3	M3.7+M4.1	-11.71	6.5	...	26.9 ± 2.7 ^{ZZ}	-5.8 ± 0.6 ^{mmm}	-7.9 ± 1.8	28.1 ± 3.9 ^{UU}	44 ± 3	99.9 ¹	99.9 ¹	...	18
J20560274-1710538	9.25 ± 0.06	7.85 ± 0.02	59.3 ± 3.0 ^P	-63.0 ± 3.2 ^P	K7V+M0V	-11.78	1.4	420 ^{mm}	15.6 ± 1.2	-6.9 ± 0.8 ^{mm}	-9.2 ± 1.8	...	44 ± 3	99.9 ¹	99.9 ¹	...	5
J21100535-1919573	9.57 ± 0.06	8.11 ± 0.03	88.6 ± 1.2	-92.5 ± 1.2	M2V	-11.44	5.4	> 41 ^W	9.7 ± 1.2 ^{mm}	-5.7 ± 0.4 ^{mmm}	-7.9 ± 1.7	...	32 ± 2	99.9 ¹	99.9 ¹	29.67 ± 0.14	18
J21103147-2710578	12.02 ± 0.05	10.30 ± 0.02	70.6 ± 1.9	-72.3 ± 2.8	M4.5V	-12.48	9.0	...	15.8 ± 1.3 ^{ZZ}	-4.3 ± 0.2 ^{ZZ}	-5.8 ± 1.8	...	41 ± 3	99.9 ¹	99.9 ¹	28.84 ± 0.27	18
J21212873-6655063	8.90 ± 0.00 ^{mm}	7.88 ± 0.03	98.2 ± 1.1	-105.7 ± 1.8	K7V	15 ^{mm}	4.5 ± 1.2	3.3 ± 0.8 ^{mm}	5.6 ± 1.7	30.2 ± 1.3	32 ± 2	54.7	99.9	...	4,9
J22424896-7142211	8.87 ± 0.00 ^{mm}	7.79 ± 0.02	95.2 ± 0.8	-52.3 ± 0.8	K7Ve+K5V	-11.28	1.9 ^{mm}	440 ^{mm}	7.5 ± 1.2	8.6 ± 0.5 ^{mm}	8.6 ± 1.6	...	37 ± 2	93.1	99.9	...	6
J23323085-1215513	8.56 ± 0.00 ^{mm}	7.45 ± 0.02	137.0 ± 1.0	-81.0 ± 1.0	M0Ve	-11.32	2.8	185 ^{mm}	8.8 ± 1.0 ^{mm}	1.2 ± 0.6 ^{mmm}	0.8 ± 1.4	...	28 ± 1	93.7	99.9	29.67 ± 0.12	6
J23500639-2659519	11.92 ± 0.05 ^Y	10.14 ± 0.02	182.0 ± 2.0 ^Y	-44.0 ± 0.0 ^Y	M3.5V	-12.27	9.8	-0.7 ± 2.8 ^{UU}	-5.1 ± 1.4	...	24 ± 2	82.4	96.8	28.57 ± 0.26	18
J23512227-2344207	11.36 ± 0.06 ^Y	9.68 ± 0.02	269.8 ± 4.2 ^Y	-77.3 ± 4.2 ^Y	M4V	-12.37	7.3	-2.1 ± 0.5 ^{UU}	-4.5 ± 1.4	...	16 ± 1	81.6	97.8	28.15 ± 0.23	18
TW Hydrae Association																	
J10120908-3124451	10.51 ± 0.03 ^{VV}	8.85 ± 0.02	-74.8 ± 1.1 ^V	-9.4 ± 1.0 ^V	M4Ve*	...	5.7 ^{VV}	...	17.8 ± 2.7 ^{ZZ}	14.6 ± 0.6 ^{ZZ}	15.9 ± 1.3	53.9 ± 5.1 ^{VV}	48 ± 4	99.9 ¹	99.9 ¹	...	17
J10182870-3150029	9.94 ± 0.00 ^{mm}	8.87 ± 0.03	-55.5 ± 3.2	-22.6 ± 3.7	M0Ve*	-11.70	3.8 ^{mm}	510 ^{mm}	...	20.7 ± 1.5 ^{mm}	15.5 ± 1.3	...	55 ± 4	99.9	98.3	...	2
J11102788-3731520	9.29 ± 0.06	7.65 ± 0.02	-107.3 ± 0.9	-18.0 ± 1.1	M4Ve+M4Ve	-11.64	12.7	710 ^{mm}	11.6 ± 1.0 ^{mm}	14.5 ± 0.2 ^{mmm}	12.9 ± 1.5	...	43 ± 4	99.9 ¹	99.9 ¹		

TABLE 6 — Continued

Name (2MASS)	I_c^a (mag)	J (mag)	$\mu_{\alpha} \cos \delta^b$ (mas yr $^{-1}$)	μ_{δ}^b (mas yr $^{-1}$)	Spectral ^c Type	X-ray ^d log(f_x)	H α^e (Å)	Li ^f (m Å)	v sini ^g (km s $^{-1}$)	RV _{meas} ^h (km s $^{-1}$)	RV _{pred} ⁱ (km s $^{-1}$)	d_{π}^j (pc)	d_g^j (pc)	p ^k (%)	P _v ^k (%)	log L _X ^d (erg s $^{-1}$)	Refs.
Tucana-Horologium Association																	
J01220441-3337036	9.34 ± 0.06	8.31 ± 0.02	107.2 ± 1.0	-59.0 ± 1.0	K7Ve	-11.65	0.8	0 ^m	4.9 ± 1.0 ⁿⁿ	4.7 ± 0.4 ^{mm}	4.4 ± 1.4	...	39 ± 2	98.4	99.9	29.62 ± 0.13	11
J01521830-5950168	10.26 ± 0.06	8.94 ± 0.02	107.8 ± 1.8	-27.0 ± 1.8	M2.3V	-7.29	2.3 ^{ff}	> 20 ^{ff}	...	8.1 ± 1.8 ^{mm}	9.9 ± 1.5	...	40 ± 2	95.7	99.9	...	12
J02001277-0840516	10.05 ± 0.05	8.77 ± 0.02	108.0 ± 3.0 ^v	-62.0 ± 2.0 ^v	M2.5V	-11.84	4.2	...	15.5 ± 1.6 ^{zz}	4.8 ± 0.2 ^{zz}	3.0 ± 1.4	...	38 ± 2	11.6	91.3	29.42 ± 0.15	18
J02045317-5346162	12.08 ± 0.06 ^o	10.44 ± 0.02	95.6 ± 2.9	-30.9 ± 3.1	K5V	-11.84	-1.8	...	6.9 ± 2.2 ^{zz}	10.9 ± 0.3 ^{zz}	10.0 ± 1.5	...	42 ± 3	95.7 ^l	99.9 ^l	29.50 ± 0.17	18
J02155892-0929121	9.80 ± 0.06	8.43 ± 0.03	92.0 ± 3.0 ^v	-38.0 ± 5.0 ^v	M2.5+M5+M8	-11.71	6.9	...	17.6 ± 1.9 ^{zz}	2.5 ± 0.3 ^{zz}	4.5 ± 1.4	...	44 ± 3	13.1 ^l	99.9 ^l	...	18
J02224418-6022476	10.51 ± 0.05	8.99 ± 0.02	136.9 ± 1.7	-14.4 ± 1.7	M4V	-11.53	8.1	...	25.1 ± 2.9 ^{zz}	13.1 ± 0.9 ^{zz}	11.3 ± 1.6	...	32 ± 2	64.8 ^l	99.9 ^l	29.57 ± 0.14	18
J02414683-5259523	8.62 ± 0.00 ^{mm}	7.58 ± 0.02	98.5 ± 1.6	-14.0 ± 1.3	K6Ve	-11.28	1.2 ^{mm}	298 ^{mm}	80.4 ± 3.8 ⁿⁿ	12.5 ± 1.6 ^{mm}	11.8 ± 1.5	...	42 ± 2	96.5 ^l	99.9 ^l	30.05 ± 0.13	5
J02414730-5259306	9.79 ± 0.00 ^{mm}	8.48 ± 0.03	92.2 ± 1.1	-4.2 ± 1.5	M2.5V	-11.28	5.5	10 ^{mm}	10.4 ± 1.9 ⁿⁿ	12.7 ± 1.2 ^{mm}	11.8 ± 1.5	...	44 ± 3	95.9 ^l	99.5 ^l	30.09 ± 0.13	5
J02423301-5739367	9.51 ± 0.00 ^{mm}	8.56 ± 0.02	83.8 ± 0.9	-8.8 ± 1.3	K5Ve	-12.22	0.4 ^{mm}	120 ^{mm}	5.6 ± 0.5	12.4 ± 0.1 ^{mm}	12.0 ± 1.6	...	49 ± 3	91.8	99.9	29.25 ± 0.24	5
J03190864-3507002	9.60 ± 0.06	8.58 ± 0.03	89.7 ± 1.6 ^v	-19.4 ± 1.6 ^v	K7Ve	-12.13	1.3	65 ^{mm}	6.1 ± 1.2	13.5 ± 0.2 ^{mm}	12.9 ± 1.5	...	44 ± 3	86.7	99.9	29.24 ± 0.27	7
J03244056-3904227	11.53 ± 0.07 ^v	9.87 ± 0.02	86.5 ± 2.0	-17.1 ± 2.8	M4V	-11.48	12.3	...	62.8 ± 9.1 ^{zz}	13.0 ± 3.5 ^{zz}	13.6 ± 1.5	...	43 ± 3	92.1 ^l	97.7 ^l	29.87 ± 0.13	18
J03315564-4359135	9.32 ± 0.00 ^{mm}	8.30 ± 0.02	87.4 ± 1.7 ^v	-5.6 ± 1.2 ^v	K6Ve	-11.85	1.9	25 ^{mm}	10.7 ± 0.2	15.5 ± 0.3 ^{mm}	14.2 ± 1.5	...	44 ± 2	96.7	99.9	29.53 ± 0.16	7
J03454058-7509121	12.39 ± 0.05	10.82 ± 0.02	64.3 ± 5.6	23.0 ± 2.5	M4V	-12.24	3.1	...	43.6 ± 6.0 ^{zz}	13.1 ± 3.2 ^{zz}	13.3 ± 1.6	...	54 ± 4	99.9 ^l	99.9 ^l	29.30 ± 0.18	18
J04213904-7233562	11.20 ± 0.05	9.87 ± 0.02	62.2 ± 1.3	25.4 ± 1.3	M2.5V	-12.15	3.5	...	< 4.2 ^{zz}	15.0 ± 0.3 ^{zz}	14.4 ± 1.7	...	54 ± 4	99.9	99.9	29.40 ± 0.17	18
J04365738-1613065	10.53 ± 0.06	9.12 ± 0.03	70.0 ± 5.0 ^v	-26.0 ± 4.0 ^v	M3.5V	-11.54	5.1	...	51.5 ± 5.8 ^{zz}	15.7 ± 0.5 ^{zz}	16.3 ± 1.6	...	47 ± 4	27.2 ^l	99.3 ^l	29.90 ± 0.15	18
J04440099-6624036	10.53 ± 0.05	9.47 ± 0.02	53.0 ± 4.0	30.2 ± 4.0	M0.5V	-12.37	2.6	...	< 5.6 ^{zz}	16.7 ± 0.4 ^{zz}	15.8 ± 1.7	...	55 ± 4	94.2	99.9	29.20 ± 0.20	18
J04480066-5041255	9.79 ± 0.00 ^{mm}	8.74 ± 0.03	54.3 ± 1.8	14.1 ± 1.8	K7Ve(vb)	-11.94	1.7	40 ^{mm}	5.4 ± 1.0 ^{mm}	19.3 ± 0.1 ^{mm}	17.7 ± 1.6	...	53 ± 3	94.3	99.9	...	7
J05332558-5117131	10.00 ± 0.00 ^{mm}	8.99 ± 0.02	44.0 ± 1.8	24.2 ± 1.7	K7V	-12.38	1.6	50 ^{mm}	18.2 ± 1.0 ^{mm}	19.6 ± 0.4 ^{mm}	19.2 ± 1.7	...	55 ± 4	97.2	99.9	29.18 ± 0.20	18
J17080882-6936186	10.51 ± 0.06	9.06 ± 0.02	-55.6 ± 1.7	-80.2 ± 1.7	M3.5V	-12.12	8.1	...	77.1 ± 11.2 ^{zz}	6.3 ± 3.3 ^{zz}	4.9 ± 1.6	...	49 ± 3	88.7 ^l	98.0 ^l	29.36 ± 0.27	18
J17130733-8552105	9.69 ± 0.06	8.59 ± 0.03	-35.2 ± 0.9	-58.1 ± 0.9	M0V	-11.86	3.9	...	99.2 ± 9.3 ^{mm}	16.3 ± 3.2 ^{mm}	9.9 ± 1.7	...	62 ± 4	97.0 ^l	92.2 ^l	29.81 ± 0.18	18
J19225071-6310581	10.89 ± 0.05	9.45 ± 0.02	-10.7 ± 1.9	-77.4 ± 1.9	M3V	-11.89	8.2	...	29.5 ± 2.2 ^{zz}	6.4 ± 1.5 ^{zz}	0.8 ± 1.6	...	61 ± 4	99.9 ^l	99.9 ^l	29.77 ± 0.23	18
J21370885-6036054	11.14 ± 0.06 ^v	9.64 ± 0.02	41.3 ± 1.8	-91.3 ± 1.8	M3V	-11.89	6.9	...	7.2 ± 2.0 ^{zz}	2.3 ± 0.2 ^{zz}	0.9 ± 1.5	...	48 ± 3	99.9 ^l	99.9 ^l	29.30 ± 0.19	18
J21490499-6413039	12.18 ± 0.06	10.35 ± 0.02	47.8 ± 1.9	-96.5 ± 2.0	M4.5V	-12.10	11.4	...	76.3 ± 8.8 ^{zz}	3.9 ± 3.2 ^{zz}	2.5 ± 1.5	...	44 ± 2	99.9 ^l	99.9 ^l	29.28 ± 0.21	18
J2201626-4210329	10.08 ± 0.06	8.93 ± 0.03	51.8 ± 0.9	-93.3 ± 1.0	M1V	-11.90	2.8	...	10.2 ± 2.1 ^{zz}	-2.6 ± 0.5 ^{zz}	-4.9 ± 1.5	...	45 ± 2	98.9	99.9	29.49 ± 0.17	18
J22440873-5413183	10.71 ± 0.06	9.36 ± 0.03	70.9 ± 9.1	-60.1 ± 8.3	M4*	-11.97	6.1	...	27.2 ± 2.8 ^{zz}	1.6 ± 1.6 ^{mm}	0.6 ± 1.5	...	49 ± 4	95.7 ^l	99.9 ^l	...	18
J23131671-4933154	11.54 ± 0.05 ^v	9.76 ± 0.02	77.4 ± 1.6	-90.4 ± 1.6	M4V	-11.96	9.3	...	11.5 ± 3.0 ^{zz}	1.9 ± 0.3 ^{zz}	0.4 ± 1.5	...	39 ± 2	99.9 ^l	99.9 ^l	29.32 ± 0.22	18
J23204705-6723209	11.34 ± 0.06	9.99 ± 0.04	80.0 ± 1.6	-97.1 ± 9.9	M5V(vb)	-12.08	11.5	...	11.4 ± 2.8 ^{zz}	6.6 ± 0.3 ^{zz}	5.7 ± 1.5	...	41 ± 3	99.9	99.9	...	18
J23261069-7323498	9.91 ± 0.00 ^{mm}	8.84 ± 0.03	72.1 ± 1.0	-66.8 ± 1.0	M0V(sb)	-11.80	5.1	123 ^{mm}	61.0 ± 0.9 ⁿⁿ	8.0 ± 1.9 ^{mm}	7.3 ± 1.6	...	49 ± 2	99.9	99.9	...	7
J23285763-6802338	10.52 ± 0.06 ^o	9.26 ± 0.02	67.9 ± 1.7	-65.6 ± 3.2	M2.5V	-11.98	6.0	...	50.3 ± 5.8 ^{zz}	10.8 ± 3.4 ^{zz}	6.1 ± 1.5	...	49 ± 3	99.9	99.9	29.49 ± 0.16	18
J23452225-7126505	11.78 ± 0.06	10.19 ± 0.02	76.5 ± 1.8	-64.0 ± 1.8	M3.5V	-12.19	11.1	...	12.9 ± 2.9 ^{zz}	8.6 ± 0.3 ^{zz}	7.3 ± 1.6	...	46 ± 3	99.9 ^l	99.9 ^l	29.22 ± 0.19	18
J23474694-6517249	10.36 ± 0.06	9.10 ± 0.02	80.7 ± 1.2	-66.4 ± 1.2	M1.5V	-12.24	2.5	...	< 8.7 ^{zz}	6.2 ± 0.5 ^{zz}	5.9 ± 1.5	...	45 ± 2	99.9	99.9	29.16 ± 0.23	18
Columba Association																	
J01540267-4040440	10.71 ± 0.05 ^v	9.78 ± 0.02	50.3 ± 2.0	-14.7 ± 1.2	K7V	-12.18	0.8	...	8.9 ± 3.3 ^{zz}	12.7 ± 0.2 ^{zz}	12.5 ± 1.0	...	84 ± 4	81.1	97.6	29.75 ± 0.18	18
J02303239-4342232	8.88 ± 0.08	8.02 ± 0.03	81.4 ± 0.8	-13.5 ± 1.0	K5Ve	-11.85	0.0 ^{mm}	50 ^{mm}	7.0 ± 1.2	16.0 ± 1.3 ^{mm}	15.1 ± 1.0	...	51 ± 2	31.9	97.4	29.65 ± 0.14	7
J02335984-1811525	11.51 ± 0.08 ^v	10.09 ± 0.03	51.1 ± 2.9	-23.5 ± 1.9	M3.0+M3.5	-12.05	8.5	...	16.4 ± 1.5 ^{zz}	12.4 ± 0.3 ^{zz}	12.7 ± 1.0	...	77 ± 5	99.5 ^l	99.9 ^l	...	18
J03050976-3725058	10.83 ± 0.09	9.54 ± 0.02	51.6 ± 1.3	-11.5 ± 1.3	M1.5+M3.0	-12.53	5.2	...	15.4 ± 2.2 ^{zz}	14.3 ± 0.6 ^{zz}	17.0 ± 1.0	...	71 ± 4	98.8 ^l	96.9 ^l	...	18
J03241504-5901125	10.55 ± 0.00 ^{mm}	9.55 ± 0.02	37.8 ± 1.2	10.5 ± 1.1	K7V	-12.40	1.6	235 ^{mm}	12.3 ± 1.2	17.5 ± 1.3 ^{mm}	17.6 ± 1.1	...	90 ± 5	71.1	99.3	29.60 ± 0.23	3
J03494535-6730350	10.85 ± 0.05	9.85 ± 0.02	41.6 ± 1.0	19.5 ± 1.0	K7V	-12.30	1.7	...	< 8.6 ^{zz}	16.8 ± 0.2 ^{mm}	17.4 ± 1.1	...	81 ± 4	17.0	93.8	29.60 ± 0.19	18
J04071148-2918342	10.14 ± 0.06	9.06 ± 0.02	41.6 ± 1.1	-6.1 ± 1.0	K7.5+M1.0	-11.98	3.2	...	20.1 ± 1.8 ^{zz}	21.2 ± 0.4 ^{zz}	20.4 ± 1.0	...	71 ± 5	99.5	99.9	...	18
J04091413-4008019	12.04 ± 0.05	10.65 ± 0.02	46.4 ± 1.9	8.1 ± 1.7	M3.5V	-12.40	16.9	...	10.8 ± 2.8 ^{zz}	21.3 ± 0.5 ^{zz}	20.7 ± 1.1	...	63 ± 5	99.0	99.9	29.29 ± 0.29	18
J04240094-5512223	11.16 ± 0.09	9.80 ± 0.02	41.6 ± 2.1	17.2 ± 2.1	M2.5V	-12.39	3.7	...	10.2 ± 2.3 ^{zz}	20.1 ± 0.5 ^{zz}	20.2 ± 1.1	...	68 ± 5	54.2 ^l	98.4 ^l	29.36 ± 0.27	18
J04515303-4647309	10.95 ± 0.00 ^{mm}	9.80 ± 0.02	29.0 ± 3.0 ^v	14.5 ± 2.7 ^v	M0V	-11.63	1.0 ^{mm}	80 ^{mm}	...	24.0 ± 0.8 ^{mm}	22.0 ± 1.1	...	76 ± 6	99.9	99.9	30.21 ± 0.17	7
J05100427-2340407	10.52 ± 0.06	9.24 ± 0.03	43.4 ± 4.4	-13.0 ± 0.9	M3+M3.5	-11.75	5.4	...	< 8.4 ^{zz}	24.3 ± 0.3 ^{zz}	23.0 ± 1.1	...	49 ± 6	95.8	99.9	...	18
J05100488-2340148	10.80 ± 0.06	9.60 ± 0.04	35.6 ± 1.6	-13.1 ± 1.5	M2+M2.5	-11.75	6.6	...	< 7.6 ^{zz}	24.4 ± 0.2 ^{zz}	23.0 ± 1.1	...	57 ± 5	98.9	99.9	...	18
J05111098-4903597	12.05 ± 0.06	10.64 ± 0.03	33.0 ± 2.5	20.4 ± 2.1	M3.5V	-11.99	6.8	...	11.1 ± 3.2 ^{zz}	20.2 ± 0.4 ^{zz}	22.4 ± 1.1	...	62 ± 6	97.4	99.9	29.68 ± 0.21	18
J05142736-1514514	12.05 ± 0.05	10.71 ± 0.04	36.0 ± 6.0 ^v	-16.0 ± 2.0 ^v	M3.5V(vb)	-12.14	9.7	...	7.8 ± 1.6 ^{zz}	21.2 ± 0.2 ^{zz}	22.4 ± 1.1	...	63 ± 8	96.3	99.1	...	18
J05142878-1514546	12.44 ± 0.06	10.95 ± 0.02	34.1 ± 8.1 ^v	-14.2 ± 8.0 ^v	M3.5V(vb)	-12.14	5.7	...	8.5 ± 1.1 ^{zz}	21.4 ± 0.3 ^{zz}	22.4 ± 1.1	...	58 ± 8	97.6	99.9	...	18
J05164586-5410168	11.80 ± 0.05	10.43 ± 0.02	26.3 ± 1.9	26.6 ± 2.4	M3V	-12.25	2.7	...	< 7.2 ^{zz}	21.9 ± 0.4 ^{mm}	21.8 ± 1.1	...	69 ± 6	88.0	99.9	29.51 ± 0.26	1

TABLE 6 — *Continued*

Name (2MASS)	I_c^a (mag)	J (mag)	$\mu_{CX} \cos \delta^b$ (mas yr $^{-1}$)	μ_{δ}^b (mas yr $^{-1}$)	Spectral ^c Type	X-ray ^d log(f_x)	H α^e (Å)	Li ^f (m Å)	v $\sin i^g$ (km s $^{-1}$)	RV $_{\text{meas}}^h$ (km s $^{-1}$)	RV $_{\text{pred}}^i$ (km s $^{-1}$)	d_{tr}^j (pc)	d_s^j (pc)	p k (%)	P $_{\text{v}}^k$ (%)	log L $_{\text{X}}^d$ (erg s $^{-1}$)	Refs.
J09331427-4848331	9.99 ± 0.06	8.94 ± 0.03	-46.5 ± 1.2	23.4 ± 2.6	K7V	-11.93	2.7	0 ^m	80.0 ± 8.0	22.0 ± 0.8 ^{mm}	20.4 ± 1.2	...	59 ± 4	22.2	98.0	29.70 ± 0.16	18
J22424884+1330532	9.63 ± 0.05 ^v	8.63 ± 0.02	73.7 ± 1.8 ^v	-41.2 ± 2.0 ^v	K5Ve*	-11.76	1.5 ^{oo}	-14.9 ± 1.5 ^{oo}	-14.4 ± 1.1	...	51 ± 2	37.6	94.4	...	11
J23301341-2023271	9.02 ± 0.06 ⁿ	7.20 ± 0.02	314.5 ± 7.2 ^v	-208.1 ± 6.1 ^v	M3V	-11.44	3.3	0 ^m	3.9 ± 1.2	-5.7 ± 0.8 ^m	-2.9 ± 1.0	16.2 ± 0.9	13 ± 1	0.1 ^l	91.3 ^l	28.90 ± 0.13	18
Carina Association																	
J04082685-7844471	10.31 ± 0.05	9.28 ± 0.02	55.7 ± 2.3	42.8 ± 1.4	M0V	-12.13	2.7	...	12.8 ± 2.6 ^{zz}	16.4 ± 0.4 ^{zz}	17.0 ± 0.5	...	53 ± 2	70.8	96.3	29.41 ± 0.16	18
J06112997-7213388	11.00 ± 0.05	9.55 ± 0.02	23.4 ± 1.6	60.8 ± 1.6	M4V+M5V	-12.33	9.0	...	36.0 ± 4.0 ^{zz}	18.2 ± 2.0 ^{zz}	19.9 ± 0.5	...	48 ± 2	98.7 ^l	99.1 ^l	...	18
J06234024-7504327	11.23 ± 0.05	9.88 ± 0.03	13.9 ± 1.8	47.2 ± 1.8	M3.5+M5	-11.94	8.0	...	12.6 ± 2.8 ^{zz}	19.2 ± 0.4 ^{zz}	19.1 ± 0.5	...	61 ± 3	98.9 ^l	99.9 ^l	...	18
J07523324-6436308	10.70 ± 0.06	9.70 ± 0.03	-5.9 ± 1.5	27.8 ± 1.5	K7V(vb)	-12.49	2.1	...	10.7 ± 3.6 ^{zz}	21.1 ± 0.4 ^{zz}	21.7 ± 0.5	...	88 ± 5	99.4	99.9	...	18
J07540718-6320149	11.66 ± 0.06	10.33 ± 0.03	-10.8 ± 2.4	30.0 ± 2.4	M3V	-12.23	8.5	...	15.1 ± 2.6 ^{zz}	23.1 ± 0.4 ^{zz}	21.9 ± 0.5	...	80 ± 5	99.9 ^l	99.9 ^l	29.66 ± 0.20	18
J09032434-6348330	10.77 ± 0.06	9.57 ± 0.03	-34.5 ± 1.4	35.4 ± 1.4	M0.5V(vb)	-12.09	2.9	...	10.7 ± 3.5 ^{zz}	20.7 ± 0.4 ^{zz}	20.8 ± 0.6	...	66 ± 3	76.0	93.4	...	18
J10140807-7636327	11.34 ± 0.06	9.75 ± 0.02	-47.2 ± 1.7	30.6 ± 3.6	M4V+M5V	-12.17	11.0	...	27.3 ± 3.5 ^{zz}	14.7 ± 1.5 ^{zz}	17.1 ± 0.6	...	68 ± 3	99.9 ^l	99.9 ^l	...	18
Argus Association																	
J00503319+2449009	9.42 ± 0.00 ^s	7.95 ± 0.02	223.7 ± 2.3 ^v	-40.9 ± 2.3 ^v	M3.5+M4.5	-11.49	5.8	6.0 ± 1.1 ^{lj}	4.0 ± 1.5	11.8 ± 0.7	22 ± 1	99.9 ^l	99.9 ^l	...	18
J03033668-2535329	9.29 ± 0.04 ^m	8.00 ± 0.02	213.2 ± 1.9 ^v	94.5 ± 1.8 ^v	M0.0+M6.0	-12.03	0.4	0 ^m	...	20.1 ± 0.8 ^m	16.1 ± 0.9	38.6 ± 3.8	18 ± 1	99.9	92.5	...	18
J04464970-6034109	9.82 ± 0.05	8.55 ± 0.02	56.8 ± 1.4	109.5 ± 1.4	M1.5V	-12.00	5.3	...	55.5 ± 7.9 ^{zz}	15.5 ± 3.5 ^{zz}	12.1 ± 1.6	...	37 ± 2	91.2	91.1	29.23 ± 0.17	18
J05090356-4209199	11.01 ± 0.06	9.58 ± 0.02	27.9 ± 1.7	58.8 ± 2.2	M3.5V	-12.16	8.2	...	29.2 ± 2.7 ^{zz}	16.8 ± 1.7 ^{zz}	18.5 ± 1.5	...	51 ± 4	65.8 ^l	89.5 ^l	29.35 ± 0.19	18
J06134539-2352077	10.16 ± 0.06	8.37 ± 0.03	-28.0 ± 3.9	105.3 ± 1.3	M3.5+M5	-11.39	6.1	...	8.9 ± 3.1 ^{zz}	22.9 ± 0.2 ^{zz}	23.4 ± 1.7	...	16 ± 2	99.9 ^l	99.9 ^l	...	18
J09423823-6229028	11.82 ± 0.05	10.21 ± 0.03	-150.3 ± 3.2	79.5 ± 5.3	M3.5+M3.5	-12.20	3.7	...	< 4.1 ^{zz}	11.7 ± 0.2 ^{zz}	7.4 ± 1.9	...	30 ± 1	98.4	98.9	...	18
J09445422-1220544	10.39 ± 0.00 ^l	8.50 ± 0.02	-328.8 ± 4.6 ^v	33.3 ± 4.6 ^v	M5V	-11.67	15.3	...	36.0 ± 2.8 ^{zz}	13.5 ± 0.4 ^{zz}	14.5 ± 1.7	...	12 ± 1	99.9 ^l	99.9 ^l	28.63 ± 0.14	18
J10252563-4918389	10.52 ± 0.06	9.12 ± 0.04	-182.1 ± 6.7	54.5 ± 6.4	M4V	-12.05	8.3	...	6.4 ± 2.4 ^{zz}	1.7 ± 0.2 ^{zz}	7.5 ± 1.9	...	27 ± 1	99.9	99.4	28.89 ± 0.19	18
J12092998-7505400	11.29 ± 0.05	9.91 ± 0.02	-65.3 ± 2.5	-0.6 ± 2.5	M3V	-12.41	7.5	...	< 8.3 ^{zz}	11.9 ± 0.5 ^{zz}	0.5 ± 1.8	...	77 ± 5	95.9 ^l	99.9 ^l	29.44 ± 0.26	18
J12170465-5743558	9.69 ± 0.06	8.71 ± 0.02	-92.7 ± 1.3 ^v	-12.3 ± 1.3 ^v	K7V	-11.63	1.4	160 ^m	24.5 ± 2.5	-1.6 ± 0.8 ^m	-0.1 ± 1.8	...	54 ± 3	86.5	98.0	29.93 ± 0.13	18
J15553178+3512028	10.66 ± 0.00 ^f	8.93 ± 0.02	-226.0 ± 3.0 ^v	156.0 ± 2.0 ^v	M4+M7	-11.87	8.1	-15.5 ± 0.7 ^{uu}	-17.6 ± 1.2	...	13 ± 1	99.9	99.9	...	18
J18450097-1409053	10.25 ± 0.06	8.47 ± 0.04	46.0 ± 6.0 ^v	-84.0 ± 13.0 ^v	M5V(vb)	-11.74	8.8	...	14.4 ± 2.1 ^{zz}	-23.0 ± 3.2 ^{zz}	-24.1 ± 1.4	...	16 ± 2	88.2 ^l	99.9 ^l	...	18
J19224278-0515536	11.36 ± 0.06	9.92 ± 0.02	30.9 ± 5.2	-15.6 ± 5.2	K5V	-12.10	-1.0	...	9.4 ± 0.9 ^{zz}	-26.3 ± 0.2 ^{zz}	-23.8 ± 1.5	...	45 ± 6	99.0 ^l	99.9 ^l	29.30 ± 0.26	18
J19312434-2134226	10.04 ± 0.06	8.69 ± 0.02	63.0 ± 1.6	-110.1 ± 1.6	M2.5V	-11.97	8.9	...	30.3 ± 3.1 ^{zz}	-25.6 ± 1.5 ^{mm}	-21.8 ± 1.3	26.0 ± 2.0 ^{uu}	25 ± 2	1.3	96.8	28.91 ± 0.20	18
J20163382-0711456	9.76 ± 0.07	8.59 ± 0.03	84.6 ± 8.1	-9.6 ± 23.6	M0V+M2V	-12.35	1.7	...	5.7 ± 1.2 ^{zz}	-23.0 ± 0.2 ^{zz}	-21.2 ± 1.5	...	33 ± 3	96.0	99.9	...	18
J22332264-0936537	10.08 ± 0.06	8.53 ± 0.02	148.0 ± 1.8	4.9 ± 1.3	M3+M3	-11.61	6.1	-4.4 ± 1.4 ^{uu}	-9.9 ± 1.1	...	32 ± 1	99.9 ^l	94.1 ^l	...	18
J23205766-0147373	10.87 ± 0.00 ^l	9.35 ± 0.02	171.9 ± 4.3 ^v	27.9 ± 4.3 ^v	M4+M4	-12.13	6.7	-7.2 ± 0.4 ^{uu}	-5.1 ± 1.1	41.0 ± 2.7 ^{uu}	29 ± 1	95.1 ^l	97.7 ^l	...	18
J23532520-7056410	10.34 ± 0.05	8.68 ± 0.02	306.7 ± 8.8 ^{aa}	46.3 ± 8.8 ^{aa}	M3.5V	-12.22	4.8	0.6 ± 2.4 ^{kk}	0.0 ± 1.3	...	17 ± 1	96.4 ^l	99.9 ^l	28.32 ± 0.17	18
AB Doradus moving group																	
J00340843+2523498	9.40 ± 0.06 ^v	8.48 ± 0.03	83.4 ± 1.6	-98.2 ± 1.4	K7Ve*	-11.90	2.1 ^{oo}	...	11.1 ± 1.2 ^{zz}	-8.9 ± 0.3 ^{mm}	-8.0 ± 1.7	...	49 ± 2	99.4	99.9	...	11
J01034210+4051158	10.50 ± 0.00 ^m	9.37 ± 0.04	118.6 ± 4.0 ^v	-162.3 ± 4.0 ^v	M2.6+M3.8	-11.50	1.9	-10.9 ± 0.4 ^{uu}	-11.5 ± 1.5	29.9 ± 2.0 ^{uu}	33 ± 1	74.0	97.0	...	14,16
J01123504+1703557	11.65 ± 0.13 ^v	10.21 ± 0.02	92.0 ± 1.0 ^v	-98.0 ± 1.0 ^v	M3V	-12.31	5.7	...	23.7 ± 2.2 ^{zz}	-1.5 ± 0.5 ^{zz}	-1.5 ± 1.8	...	48 ± 2	97.9 ^l	99.9 ^l	29.13 ± 0.23	18
J01225093-2439505	11.48 ± 0.06	10.08 ± 0.03	120.1 ± 2.6	-121.5 ± 1.7	M3.5V	-12.46	9.7	...	14.2 ± 3.2 ^{zz}	11.2 ± 0.3 ^{mm}	15.6 ± 2.1	...	33 ± 1	99.9	99.9	28.67 ± 0.23	18
J01372322-2657119	9.33 ± 0.09 ^v	8.43 ± 0.02	116.7 ± 1.1 ^v	-129.2 ± 0.7 ^v	K5Ve	-11.70	-5.9 ± 3.0 ^{oo}	-3.6 ± 1.6	...	37 ± 1	99.9	99.9	29.53 ± 0.13	11
J01484087-4830519	10.42 ± 0.06	9.19 ± 0.03	111.2 ± 1.2	-51.0 ± 1.2	M1.5V	-11.96	3.1	...	< 4.2 ^{zz}	21.5 ± 0.2 ^{zz}	23.1 ± 2.0	...	36 ± 2	20.7	99.9	29.24 ± 0.17	18
J02070786-1810077	12.58 ± 0.05 ^v	10.70 ± 0.02	100.0 ± 2.0 ^v	-100.0 ± 2.0 ^v	M4V	-12.33	14.3	...	47.2 ± 13.1 ^{zz}	19.1 ± 3.7 ^{zz}	17.0 ± 2.1	...	38 ± 2	99.9 ^l	99.9 ^l	28.92 ± 0.25	18
J04141730-0906544	11.09 ± 0.05	9.63 ± 0.02	96.0 ± 6.0 ^v	-138.0 ± 3.0 ^v	M3.5V	-11.80	6.1	78 ^{hh}	...	23.4 ± 0.3 ^{uu}	21.9 ± 1.7	23.8 ± 1.4 ^{uu}	28 ± 2	99.3	99.9	29.20 ± 0.16	16
J04363294-7851021	12.53 ± 0.05	10.98 ± 0.02	32.8 ± 2.8	47.4 ± 2.7	M4V	-12.19	14.1	...	16.2 ± 3.0 ^{zz}	26.5 ± 0.3 ^{zz}	26.5 ± 1.6	...	56 ± 5	81.8 ^l	99.9 ^l	29.39 ± 0.21	18
J04522441-1649219	9.10 ± 0.00 ^f	7.74 ± 0.02	123.4 ± 3.4 ^v	-210.6 ± 3.5 ^v	M3Ve*	-11.51	6.3	20 ^{pl}	...	26.7 ± 1.5 ^{oo}	25.8 ± 1.6	16.3 ± 0.4 ^{uu}	16 ± 1	99.9 ^l	99.9 ^l	...	7,11,16
J04554034-1917553	10.91 ± 0.05	9.78 ± 0.02	21.8 ± 1.6	-66.1 ± 1.6	M0.5V	-12.20	4.4	...	77.3 ± 8.6 ^{zz}	22.2 ± 3.7 ^{zz}	26.5 ± 1.6	...	49 ± 4	98.3	99.3	29.27 ± 0.21	18
J04571728-0621564	10.55 ± 0.05	9.15 ± 0.02	18.0 ± 2.0 ^v	-92.0 ± 5.0 ^v	M0.5V	-12.33	3.1	...	11.3 ± 1.4 ^{zz}	23.3 ± 0.3 ^{zz}	22.5 ± 1.6	...	49 ± 3	96.4	99.9	29.13 ± 0.25	18
J05240991-4223054	11.74 ± 0.06	10.58 ± 0.02	4.9 ± 1.9	-13.3 ± 2.5	M0.5V	-12.34	2.8	...	10.8 ± 2.5 ^{zz}	33.4 ± 0.6 ^{zz}	30.9 ± 1.6	...	52 ± 9	89.0	97.9	29.18 ± 0.30	18
J05254166-0909123	9.91 ± 0.00 ^f	8.45 ± 0.03	39.9 ± 4.6 ^v	-189.7 ± 4.6 ^v	M3.5+M4	-11.82	3.3	...	8.4 ± 2.5 ^{zz}	26.3 ± 0.3 ^{mm}	24.1 ± 1.5	20.7 ± 2.2 ^{uu}	21 ± 1	99.9 ^l	99.9 ^l	...	18,16
J05301858-5358483	9.72 ± 0.06	7.91 ± 0.02	207.5 ± 9.0 ^v	387.1 ± 9.0 ^v	M3+M6+M4	-11.68	3.9	...	10.2 ± 3.4 ^{zz}	31.3 ± 0.2 ^{zz}	31.0 ± 1.6	...	3 ± 1	7.0	97.7	...	18
J05531299-4505119	9.67 ± 0.00 ^m	8.60 ± 0.03	32.8 ± 1.4 ^v	-4.9 ± 1.4 ^v	M0.5V	-11.94	1.4	140 ^{pl}	8.1 ± 1.2	31.7 ± 0.8 ^m	31.3 ± 1.6	...	34 ± 4	98.7	99.9	29.22 ± 0.22	18
J08471906-5717547	11.03 ± 0.05 ^v	9.41 ± 0.02	-123.2 ± 1.2	14.9 ± 1.3	M4V	-11.88	10.1	...	10.3 ± 2.8 ^{zz}	30.2 ± 0.2 ^{zz}	28.4 ± 1.4	...	22 ± 2	93.6 ^l	99.9 ^l	28.90 ± 0.20	18
J11254754-4410267	11.91 ± 0.05	10.34 ± 0.03	-84.5 ± 2.7	-57.7 ± 7.7	M4+M4.5	-11.74	10.7	> 30 ^{xx}	21.4 ± 2.9 ^{zz}	20.7 ± 1.0 ^{mm}	19.2 ± 1.4	...	48 ± 3	79.7 ^l	99.9 ^l	...	13
J12383713-2703348	10.07 ± 0.05	8.73 ± 0.04	-172.0 ± 3.0 ^v	-188.0 ± 6.0 ^v	M2.5V	-12.06	3.1	...	< 3.6 ^{zz}	9.9 ± 0.2 ^{zz}	8.3 ± 1.7	...	25 ± 1	99.2	99.9	28.81 ± 0.19	18
J15244849-4929473	9.45 ± 0.06	8.16 ± 0.03	-121.1 ± 3.0 ^v	-238.9 ± 2.7 ^v	M2V(sbl)	-12.49	0.5	...	< 3.1 ^{zz}	10.3 ± 0.2 ^{zz}	7.4 ± 1.3	...	23 ± 1	95.9 ^l	99.9 ^l	...	18
J16074132-1103073	11.29 ± 0.06	9.82 ± 0.02	-64.0 ± 4.0 ^v	-148.0 ± 5.0 ^v	M4V	-12.45	7.1	...	24.4 ± 8.0 ^{zz}	-8.5 ± 1.2 ^{zz}	-13.4 ± 1.6	...	36 ± 2	98.3 ^l	97.5 ^l	28.76 ± 0.25	18
J20395460-0620118	8.84 ± 0.06 ^v	7.92 ± 0.02	90.0 ± 1.1	-97.8 ± 1.7	K7Ve	-12.36	-20.6 ± 1.5 ^{oo}	-19.3 ± 1.5	...	39 ± 2	80.0	97.5	28.91 ± 0.21	11
J20465795-0259320	10.15 ± 0.05	9.12 ± 0.03	59.1 ± 2.4	-108.4 ± 2.4	M0V	-12.2											

TABLE 6 — Continued

Name (2MASS)	I_c^a (mag)	J (mag)	$\mu_{CX} \cos \delta^b$ (mas yr $^{-1}$)	μ_{δ}^b (mas yr $^{-1}$)	Spectral ^c Type	X-ray ^d log(f_x)	H α^e (Å)	Li ^f (m Å)	v $\sin i^g$ (km s $^{-1}$)	RV _{meas} ^h (km s $^{-1}$)	RV _{pred} ⁱ (km s $^{-1}$)	d_{π}^j (pc)	d_s^j (pc)	p ^k (%)	P _v ^k (%)	log L _X ^d (erg s $^{-1}$)	Refs.
J23513666+3127229	11.22 ± 0.05 ^v	9.82 ± 0.02	108.0 ± 1.0 ^v	-84.0 ± 1.0 ^v	M2V+L0	-12.18	3.2	78 ^{hh}	12.9 ± 1.3 ^{zz}	-13.6 ± 0.3 ^{mm}	-13.7 ± 1.6	...	42 ± 2	99.4 ^l	99.9 ^l	...	15
Ambiguous candidate members																	
J00281434-3227556	11.86 ± 0.06 ^o	10.12 ± 0.02	108.0 ± 3.8	-42.6 ± 2.1	M5V(vb)	-12.30	10.6	...	56.5 ± 7.6 ^{zz}	4.6 ± 3.4 ^{zz}	18
J01351393-0712517	10.53 ± 0.08	8.96 ± 0.02	96.0 ± 3.0 ^y	-50.0 ± 4.0 ^y	M4V(sb2)	-11.92	15.3	> 23 ^{cc}	51.1 ± 4.8 ^{zz}	6.8 ± 0.8 ^{mm}	...	37.9 ± 2.4 ^{uu}	18
J02175601+1225266	11.61 ± 0.08 ^v	9.96 ± 0.02	50.0 ± 6.0 ^y	-42.0 ± 4.0 ^y	M3.5V	-12.12	7.0	> 22 ^{cc}	18
J02365171-5203036	9.78 ± 0.00 ^{mm}	8.42 ± 0.02	102.6 ± 0.8	0.8 ± 0.8	M2Ve	-11.57	5.8	380 ⁿⁿ	37.1 ± 3.6 ⁿⁿ	16.0 ± 0.1 ^{mm}	5
J02485260-3404246	10.99 ± 0.09 ^v	9.31 ± 0.03	89.0 ± 1.4	-23.8 ± 1.4	M4V(sb1)	-11.96	9.6	...	7.0 ± 2.4 ^{zz}	14.6 ± 0.3 ^{zz}	18
J02505959-3409050	12.18 ± 0.15 ^v	10.48 ± 0.03	85.8 ± 1.8	-21.0 ± 1.8	M4V	-12.40	10.1	...	52.6 ± 5.8 ^{zz}	12.0 ± 3.5 ^{zz}	18
J02564708-6343027	11.32 ± 0.06	9.86 ± 0.03	67.4 ± 1.7	8.8 ± 3.8	M4V	-12.26	9.4	...	51.5 ± 7.8 ^{zz}	18.5 ± 3.4 ^{zz}	18
J05392505-4245211	10.72 ± 0.06	9.45 ± 0.02	40.6 ± 1.2	15.9 ± 3.0	M2V	-11.91	3.5	...	< 4.2 ^{zz}	15.9 ± 0.2 ^{zz}	18
J06434532-6424396	10.67 ± 0.09	9.29 ± 0.02	2.3 ± 2.4	54.5 ± 2.4	M4+M3+M5	-11.97	6.3	...	14.1 ± 2.6 ^{zz}	20.2 ± 0.4 ^{zz}	18
J08412528-5736021	10.94 ± 0.05	9.58 ± 0.03	-20.7 ± 3.7	26.5 ± 2.0	M3V+M3V	-11.95	9.4	...	< 5.6 ^{zz}	21.4 ± 0.2 ^{zz}	18
J09315840-6209258	11.42 ± 0.06	9.95 ± 0.02	-38.4 ± 4.2	18.6 ± 2.8	M3.5V	-11.96	9.1	...	20.4 ± 2.8 ^{zz}	18.8 ± 0.8 ^{zz}	18
J10252092-4241539	10.64 ± 0.06	9.50 ± 0.03	-46.8 ± 1.2	-2.2 ± 1.2	M1V	-12.08	4.1	490 ^{xx}	11.5 ± 3.2 ^{zz}	17.6 ± 0.5 ^{zz}	13
J10423011-3340162	9.21 ± 0.00 ^{mm}	7.79 ± 0.02	-122.2 ± 2.2 ^y	-29.3 ± 2.2 ^y	M2Ve	-11.59	6.5	530 ⁿⁿ	4.4 ± 1.2	11.4 ± 0.8 ^{mm}	2
J11091606-7352465	11.22 ± 0.06	9.86 ± 0.03	-53.3 ± 1.9	10.3 ± 1.9	M3V	-12.10	6.2	...	45.0 ± 4.7 ^{zz}	13.9 ± 2.4 ^{zz}	18
J13412668-4341522	12.41 ± 0.06	10.75 ± 0.02	-107.0 ± 3.0	-60.8 ± 3.0	M3.5V	-12.31	8.4	...	< 13.1 ^{zz}	3.1 ± 0.2 ^{zz}	18
J14252913-4113323	10.06 ± 0.11 ^{vv}	8.55 ± 0.03	-46.8 ± 2.1 ^v	-49.2 ± 1.7 ^v	M2.5Ve*	...	7.0 ^{vv}	...	93.3 ± 6.9 ^{zz}	-2.0 ± 1.6 ^{zz}	...	66.9 ± 4.3 ^{vv}	17
J18141047-3247344	9.16 ± 0.07	8.07 ± 0.02	3.3 ± 1.7	-52.0 ± 1.3	K6Ve(sb2)	-11.66	60.0 ^{gg}	440 ⁱⁱ	117.2 ± 4.6 ^{zz}	-13.3 ± 7.7 ^{zz}	6
J23314492-0244395	11.24 ± 0.07 ^o	9.51 ± 0.02	90.0 ± 2.0 ^y	-60.0 ± 1.0 ^y	M4.5V	-11.95	19.0	...	< 5.4 ^{zz}	-5.0 ± 0.3 ^{zz}	18

REFERENCES. — (1) Kastner et al. 1997; (2) Webb et al. 1999; (3) Torres et al. 2000; (4) Zuckerman et al. 2001b; (5) Zuckerman & Song 2004; (6) Torres et al. 2006; (7) Torres et al. 2008; (8) Lépine & Simon 2009; (9) Ortega et al. 2009; (10) Looper et al. 2010; (11) Schlieder et al. 2010; (12) Kiss et al. 2011; (13) Rodriguez et al. 2011; (14) Schlieder et al. 2012a; (15) Bowler et al. 2012; (16) Shkolnik et al. 2012; (17) Riedel et al. 2014; (18) this work.

NOTE. — (m) Torres et al. 2006; (n) van Leeuwen 2007; (o) Malo et al. 2013; (p) magnitude without binary correction; Torres et al. 2006; (q) Reid et al. 2003; (r) Reid & Cruz 2002; (s) Koen et al. 2010; (t) Casagrande et al. 2008; (u) Reid et al. 2004; (v) UCAC4; Zacharias et al. 2013; (w) Moór et al. 2013; (x) Weinberger et al. 2013; (y) NOMAD; Zacharias et al. 2005; (z) PPMXL; Roeser et al. 2010; (aa) PPMX; Roeser et al. 2008; (bb) Looper et al. 2010; (cc) Binks & Jeffries 2013; (dd) Zickgraf et al. 2005; (ee) Shkolnik et al. 2011; (ff) Kiss et al. 2011; (gg) Herbig & Bell 1988; (hh) Shkolnik et al. 2009; (ii) da Silva et al. 2009; (jj) Kharchenko et al. 2007; (kk) RAVE; Zwittner et al. 2008; (ll) Gizis et al. 2002; (mm) See compilation in Table 9; (nn) See compilation in Table 10; (oo) Schlieder et al. 2010; (pp) Jayawardhana et al. 2006; (qq) Uppgren & Harlow 1996; (rr) Hawley et al. 1996; (ss) Schlieder et al. 2012a; (tt) Bowler et al. 2012; (uu) Shkolnik et al. 2012; (vv) Riedel et al. 2014; (ww) Schlieder et al. 2012b; (xx) Rodriguez et al. 2011; (yy) Wahhaj et al. 2011; (zz) this work.

^a I_c magnitude from DENIS catalog (Epchtein et al. 1997), unless stated otherwise.

^b Proper motion from UCAC3 catalog (Zacharias et al. 2009), unless stated otherwise.

^c Spectral type with asterisk is for the whole unresolved system.

^d ROSAT X-ray flux calculated from Riaz et al. (see Section 5.4; 2006) in erg s $^{-1}$ cm $^{-2}$. L_X calculated from <http://heasarc.gsfc.nasa.gov/W3Browse/all/rassdsstr.html>.

^e H α EW from Riaz et al. (2006), unless stated otherwise.

^f Lithium EW from Mentuch et al. (2008), unless stated otherwise.

^g Projected rotational velocity from this work, unless stated otherwise.

^h Radial velocity measurement from Montes et al. (2001), unless stated otherwise.

ⁱ Radial velocity and statistical distance derived by our analysis (see Malo et al. (2013) Section 5).

^j Trigonometric distance from van Leeuwen (2007), unless stated otherwise.

^k P: Membership probability without considering the RV or parallax information and P_v: Membership probability with considering the RV (see Malo et al. (2013) Section 5).

^l Membership probability for which the binary hypothesis is higher.

TABLE 7
MEMBERSHIP PROBABILITIES OF ALL CANDIDATES^a

Name	β PMG			TWA			THA			COL			CAR			ARG			ABDMG			Field		
	P	P _v	P _{v+π}	P	P _v	P _{v+π}	P	P _v	P _{v+π}	P	P _v	P _{v+π}	P	P _v	P _{v+π}	P	P _v	P _{v+π}	P	P _v	P _{v+π}	P	P _v	P _{v+π}
J00172353-6645124	99.3	99.9	99.9	0.0	0.0	0.0	0.0	0.0	0.0	0.0	0.0	0.0	0.0	0.0	0.0	0.5	0.0	0.0	0.1	0.0	0.0	0.0	0.0	0.0
J00275023-3233060	1.8	99.9	99.9	0.0	0.0	0.0	94.6 ^b	0.0	0.0	3.6 ^b	0.0	0.0	0.0	0.0	0.0	0.0	0.0	0.0	0.1	0.2	0.0	0.0	0.2	0.0
J00275035-3233238	97.2	99.9	99.9	0.0	0.0	0.0	2.2 ^b	0.0	0.0	0.3	0.0	0.0	0.0	0.0	0.0	0.1	0.0	0.0	0.0	0.0	0.0	0.1	0.0	0.0
J00281434-3227556	81.1	83.6	...	0.0	0.0	...	16.4 ^b	12.0 ^b	...	2.4 ^b	4.4 ^b	...	0.0	0.0	...	0.0	0.0	...	0.0	0.0	...	0.1	0.1	...
J00340843+2523498	0.0	0.0	...	0.0	0.0	...	0.0	0.0	...	0.0	0.0	...	0.0	0.0	...	0.0	0.0	...	99.4	99.9	...	0.6	0.1	...
J00503319+2449009	0.0	0.0	0.0	0.0	0.0	0.0	0.0	0.0	0.0	0.0	0.0	0.0	0.0	0.0	0.0	99.9 ^b	99.9 ^b	0.0	0.0	0.0	0.0	0.3	0.1	99.9
J01034210+4051158	0.0	0.0	0.0	0.0	0.0	0.0	0.0	0.0	0.0	0.0	0.0	0.0	0.0	0.0	0.0	0.0	0.0	0.0	74.0	97.0	97.8	26.0	3.0	2.2
J01123504+1703557	1.7	0.0	...	0.0	0.0	...	0.0	0.0	...	0.0	0.0	...	0.0	0.0	...	0.0	0.0	...	97.9 ^b	99.9 ^b	...	0.4	0.0	...
J01132817-3821024	16.7	99.3	...	0.0	0.0	...	64.1	0.0	...	18.9	0.0	...	0.0	0.0	...	0.0	0.0	...	0.0	0.0	...	0.2	0.7	...
J01220441-3337036	0.1	0.0	...	0.0	0.0	...	98.4	99.9	...	1.0	0.0	...	0.0	0.0	...	0.0	0.0	...	0.5	0.0	...	0.1	0.0	...
J01225093-2439505	0.0	0.0	...	0.0	0.0	...	0.0	0.0	...	0.0	0.0	...	0.0	0.0	...	0.0	0.0	...	99.9	99.9	...	0.1	0.3	...
J01351393-0712517	24.3 ^b	11.3 ^b	75.9 ^b	0.0	0.0	0.0	5.7 ^b	0.0	0.0	70.6 ^b	88.7 ^b	24.1 ^b	0.0	0.0	0.0	0.0	0.0	0.0	0.0	0.0	0.0	0.0	0.0	0.0
J01365516-0647379	28.3	99.9	99.9	0.0	0.0	0.0	1.3	0.0	0.0	70.3	0.0	0.0	0.0	0.0	0.0	0.0	0.0	0.0	0.0	0.0	0.0	0.1	0.2	0.1
J01372322+2657119	0.1	0.0	...	0.0	0.0	...	0.0	0.0	...	0.0	0.0	...	0.0	0.0	...	0.0	0.0	...	99.9	99.9	...	0.4	0.1	...
J01484087-4830519	0.0	0.0	...	0.0	0.0	...	79.2	0.0	...	0.0	0.0	...	0.0	0.0	...	0.0	0.0	...	20.7	99.9	...	0.0	0.0	...
J01521830-5950168	0.0	0.0	...	0.0	0.0	...	95.7	99.9	...	0.0	0.0	...	0.0	0.0	...	0.0	0.0	...	4.2 ^b	0.0	...	0.0	0.0	...
J01535076-1459503	99.9 ^b	99.9 ^b	...	0.0	0.0	...	0.0	0.0	...	0.0	0.0	...	0.0	0.0	...	0.0	0.0	...	0.0	0.0	...	0.2	0.1	...
J01540267-4040440	0.0	0.0	...	0.0	0.0	...	0.0	0.0	...	81.1	97.6	...	0.0	0.0	...	0.0	0.0	...	0.0	0.0	...	18.9	2.4	...
J02001277-0840516	10.9	0.0	...	0.0	0.0	...	11.6	91.3	...	77.5	8.6	...	0.0	0.0	...	0.0	0.0	...	0.0	0.0	...	0.1	0.1	...
J02045317-5346162	0.0	0.0	...	0.0	0.0	...	95.7 ^b	99.9 ^b	...	0.0	0.0	...	0.0	0.0	...	0.0	0.0	...	4.3 ^b	0.0	...	0.0	0.0	...
J02070786-1810077	0.4	0.2	...	0.0	0.0	...	0.0	0.0	...	0.0	0.0	...	0.0	0.0	...	0.0	0.0	...	99.9 ^b	99.9 ^b	...	0.0	0.0	...
J02155892-0929121	20.2	0.0	...	0.0	0.0	...	13.1 ^b	99.9 ^b	...	66.7 ^b	0.0	...	0.0	0.0	...	0.0	0.0	...	0.0	0.0	...	0.0	0.1	...
J02175601+1225266	16.2 ^b	19.2 ^b	...	0.0	0.0	...	0.0	0.0	...	82.6 ^b	80.5 ^b	...	0.0	0.0	...	0.0	0.0	...	0.0	0.0	...	1.1	0.2	...
J02224418-6022476	0.1	0.1	...	0.0	0.0	...	64.8 ^b	99.9 ^b	...	0.1	0.1	...	4.2 ^b	0.1	...	0.0	0.0	...	30.8 ^b	0.0	...	0.0	0.0	...
J02303239-4342232	0.3	1.0	...	0.0	0.0	...	67.7	1.6	...	31.9	97.4	...	0.0	0.0	...	0.0	0.0	...	0.0	0.0	...	0.0	0.0	...
J02335984-1811525	0.2	0.0	...	0.0	0.0	...	0.0	0.0	...	99.5 ^b	99.9 ^b	...	0.0	0.0	...	0.0	0.0	...	0.0	0.0	...	0.2	0.0	...
J02365171-5203036	7.6	20.6	...	0.0	0.0	...	70.6 ^b	2.4 ^b	...	21.5 ^b	77.0 ^b	...	0.0	0.0	...	0.0	0.0	...	0.2	0.0	...	0.0	0.0	...
J02414683-5259523	0.0	0.0	...	0.0	0.0	...	96.5 ^b	99.9 ^b	...	0.1	0.0	...	0.0	0.0	...	0.0	0.0	...	3.4 ^b	0.0	...	0.0	0.0	...
J02414730-5259306	0.2	0.0	...	0.0	0.0	...	95.9 ^b	99.5 ^b	...	3.1 ^b	0.5	...	0.0	0.0	...	0.0	0.0	...	0.8	0.0	...	0.0	0.0	...
J02423301-5739367	0.0	0.0	...	0.0	0.0	...	91.8	99.9	...	0.0	0.0	...	0.0	0.0	...	0.0	0.0	...	8.2	0.0	...	0.0	0.0	...
J02485260-3404246	12.7 ^b	15.9 ^b	...	0.0	0.0	...	66.3 ^b	12.0 ^b	...	21.0 ^b	72.1 ^b	...	0.0	0.0	...	0.0	0.0	...	0.0	0.0	...	0.0	0.0	...
J02505959-3409050	3.5	1.3	...	0.0	0.0	...	63.6 ^b	81.3	...	32.9 ^b	17.4 ^b	...	0.0	0.0	...	0.0	0.0	...	0.0	0.0	...	0.0	0.0	...
J02564708-6343027	0.1	0.4	...	0.0	0.0	...	85.0 ^b	84.2 ^b	...	2.1 ^b	9.4 ^b	...	0.0	0.0	...	0.0	0.0	...	12.8 ^b	6.0 ^b	...	0.0	0.0	...
J03033668-2535329	0.0	0.0	0.0	0.0	0.0	0.0	0.0	0.0	0.0	0.0	0.0	0.0	0.0	0.0	0.0	99.9	92.5	0.7	0.0	0.0	0.0	0.4	7.5	99.3
J03050976-3725058	0.6	0.6	...	0.0	0.0	...	0.5	2.2	...	98.8 ^b	96.9 ^b	...	0.0	0.0	...	0.0	0.0	...	0.0	0.0	...	0.2	0.3	...
J03190864-3507002	0.1	0.0	...	0.0	0.0	...	86.7	99.9	...	13.2	0.0	...	0.0	0.0	...	0.0	0.0	...	0.0	0.0	...	0.0	0.0	...
J03241504-5901125	0.0	0.0	...	0.0	0.0	...	0.0	0.0	...	71.1	99.3	...	0.0	0.0	...	0.0	0.0	...	25.2	0.0	...	3.8	0.7	...
J03244056-3904227	2.5	0.7	...	0.0	0.0	...	92.1 ^b	97.7 ^b	...	5.3 ^b	1.6	...	0.0	0.0	...	0.0	0.0	...	0.0	0.0	...	0.0	0.0	...
J03315564-4359135	0.0	0.0	...	0.0	0.0	...	96.7	99.9	...	3.2	0.1	...	0.0	0.0	...	0.0	0.0	...	0.0	0.0	...	0.0	0.0	...
J03323578+2843554	99.9 ^b	99.9 ^b	...	0.0	0.0	...	0.0	0.0	...	0.0	0.0	...	0.0	0.0	...	0.0	0.0	...	0.0	0.0	...	0.0	0.0	...
J03454058-7509121	0.0	0.0	...	0.0	0.0	...	99.9 ^b	99.9	...	0.0	0.0	...	0.0	0.0	...	0.0	0.0	...	0.1	0.0	...	0.0	0.0	...
J03494535-6730350	0.0	0.0	...	0.0	0.0	...	2.5	3.0	...	17.0	93.8	...	0.0	0.0	...	0.0	0.0	...	74.6	0.0	...	5.9	3.2	...
J04071148-2918342	0.4	0.2	...	0.0	0.0	...	0.1	0.0	...	99.5	99.9	...	0.0	0.0	...	0.0	0.0	...	0.0	0.0	...	0.0	0.0	...
J04082685-7844471	0.0	0.0	...	0.0	0.0	...	26.8	3.3	...	0.4	0.4	...	70.8	96.3	...	0.0	0.0	...	1.7	0.0	...	0.3	0.0	...
J04091413-4008019	0.2	0.1	...	0.0	0.0	...	0.8	0.0	...	99.0	99.9	...	0.0	0.0	...	0.0	0.0	...	0.0	0.0	...	0.0	0.0	...
J04141730-0906544	0.5	0.0	0.0	0.0	0.0	0.0	0.0	0.0	0.0	0.0	0.0	0.0	0.0	0.0	0.0	0.0	0.0	0.0	99.3	99.9	99.9	0.2	0.0	0.1

TABLE 7 — Continued

Name	β PMG			TWA			THA			COL			CAR			ARG			ABDMG			Field		
	P	P _v	P _{v+π}	P	P _v	P _{v+π}	P	P _v	P _{v+π}	P	P _v	P _{v+π}	P	P _v	P _{v+π}	P	P _v	P _{v+π}	P	P _v	P _{v+π}	P	P _v	P _{v+π}
J04213904-7233562	0.0	0.0	...	0.0	0.0	...	99.9	99.9	...	0.0	0.0	...	0.0	0.0	...	0.0	0.0	...	0.0	0.0	...	0.2	0.0	...
J04240094-5512223	0.8	0.9	...	0.0	0.0	...	5.5 ^b	0.7	...	54.2 ^b	98.4 ^b	...	0.0	0.0	...	0.0	0.0	...	39.4	0.0	...	0.1	0.0	...
J04363294-7851021	5.9	0.0	...	0.0	0.0	...	3.0 ^b	0.0	...	6.4 ^b	0.0	...	2.1 ^b	0.0	...	0.0	0.0	...	81.8 ^b	99.9 ^b	...	0.6	0.0	...
J04365738-1613065	3.8	0.7	...	0.0	0.0	...	27.2 ^b	99.3 ^b	...	69.0 ^b	0.0	...	0.0	0.0	...	0.0	0.0	...	0.0	0.0	...	0.0	0.0	...
J04435686+3723033	95.6	96.4	...	0.0	0.0	...	0.0	0.0	...	1.9	3.4 ^b	...	0.0	0.0	...	0.5	0.0	...	0.1	0.0	...	1.9	0.2	...
J04440099-6624036	0.0	0.0	...	0.0	0.0	...	94.2	99.9	...	0.4	0.1	...	1.1	0.0	...	0.0	0.0	...	3.8	0.0	...	0.6	0.1	...
J04464970-6034109	7.8	8.9	...	0.0	0.0	...	0.0	0.0	...	0.0	0.0	...	0.0	0.0	...	91.2	91.1	...	0.9	0.0	...	0.1	0.0	...
J04480066-5041255	0.0	0.0	...	0.0	0.0	...	94.3	99.9	...	1.2	0.4	...	0.0	0.0	...	0.0	0.0	...	4.4	0.0	...	0.1	0.0	...
J04515303-4647309	0.0	0.0	...	0.0	0.0	...	0.0	0.0	...	99.9	99.9	...	0.0	0.0	...	0.0	0.0	...	0.0	0.0	...	0.0	0.0	...
J04522441-1649219	0.0	0.0	0.0	0.0	0.0	0.0	0.0	0.0	0.0	0.0	0.0	0.0	0.0	0.0	0.0	0.0	0.0	0.0	99.9 ^b	99.9 ^b	99.9 ^b	0.1	0.0	0.0
J04554034-1917553	0.0	0.0	...	0.0	0.0	...	0.0	0.0	...	0.0	0.0	...	0.0	0.0	...	0.0	0.0	...	98.3	99.3	...	1.7	0.7	...
J04571728-0621564	0.0	0.0	...	0.0	0.0	...	0.0	0.0	...	0.0	0.0	...	0.0	0.0	...	0.0	0.0	...	96.4	99.9	...	3.6	0.3	...
J05082729-2101444	99.9 ^b	99.9 ^b	...	0.0	0.0	...	0.0	0.0	...	0.1	0.2	...	0.0	0.0	...	0.0	0.0	...	0.0	0.0	...	0.0	0.0	...
J05090356-4209199	34.0	10.4	...	0.0	0.0	...	0.0	0.0	...	0.0	0.0	...	0.0	0.0	...	65.8 ^b	89.5 ^b	...	0.0	0.0	...	0.2	0.1	...
J05100427-2340407	0.3	0.1	...	0.0	0.0	...	3.9 ^b	0.0	...	95.8	99.9	...	0.0	0.0	...	0.0	0.0	...	0.0	0.0	...	0.0	0.0	...
J05100488-2340148	0.1	0.0	...	0.0	0.0	...	1.0	0.0	...	98.9	99.9	...	0.0	0.0	...	0.0	0.0	...	0.0	0.0	...	0.0	0.0	...
J05111098-4903597	0.0	0.0	...	0.0	0.0	...	1.0	0.1	...	97.4	99.9	...	0.0	0.0	...	0.0	0.0	...	1.4	0.0	...	0.0	0.0	...
J05142736-1514514	0.1	0.2	...	0.0	0.0	...	3.3	0.8	...	96.3	99.1	...	0.0	0.0	...	0.0	0.0	...	0.0	0.0	...	0.3	0.0	...
J05142878-1514546	0.9	0.8	...	0.0	0.0	...	1.5	0.2	...	97.6	98.9	...	0.0	0.0	...	0.0	0.0	...	0.0	0.0	...	0.1	0.0	...
J05164586-5410168	0.1	0.0	...	0.0	0.0	...	0.1	0.0	...	88.0	99.9	...	0.0	0.0	...	0.0	0.0	...	11.7	0.0	...	0.0	0.0	...
J05195695-1124440	1.3	0.4	...	0.0	0.0	...	0.1	0.0	...	98.4 ^b	99.9 ^b	...	0.0	0.0	...	0.0	0.0	...	0.0	0.0	...	0.2	0.0	...
J05240991-4223054	0.0	0.0	...	0.0	0.0	...	0.0	0.0	...	0.0	0.0	...	0.0	0.0	...	0.0	0.0	...	89.0	97.9	...	11.0	2.1	...
J05241317-2104427	3.2	0.7	...	0.0	0.0	...	0.3	0.0	...	96.4 ^b	99.3 ^b	...	0.0	0.0	...	0.0	0.0	...	0.0	0.0	...	0.0	0.0	...
J05241914-1601153	99.9 ^b	99.9 ^b	...	0.0	0.0	...	0.0	0.0	...	0.0	0.0	...	0.0	0.0	...	0.0	0.0	...	0.0	0.0	...	0.0	0.0	...
J05254166-0909123	0.0	0.0	0.0	0.0	0.0	0.0	0.0	0.0	0.0	0.0	0.0	0.0	0.0	0.0	0.0	0.0	0.0	0.0	99.9 ^b	99.9 ^b	99.9 ^b	0.0	0.0	0.0
J05301858-5358483	69.1	0.0	...	0.0	0.0	...	0.0	0.0	...	20.4	0.0	...	0.0	0.0	...	0.9	0.0	...	7.0	97.7	...	2.6	2.3	...
J05331130-2914199	3.9	0.4	...	0.0	0.0	...	0.1	0.0	...	96.0 ^b	99.9 ^b	...	0.0	0.0	...	0.0	0.0	...	0.0	0.0	...	0.0	0.0	...
J05332558-5117131	0.0	0.0	...	0.0	0.0	...	97.2	99.9	...	1.3	0.1	...	0.0	0.0	...	0.0	0.0	...	0.7	0.0	...	0.9	0.1	...
J05335981-0221325	99.9	99.9	...	0.0	0.0	...	0.0	0.0	...	0.0	0.0	...	0.0	0.0	...	0.0	0.0	...	0.0	0.0	...	0.0	0.0	...
J05392505-4245211	0.0	0.0	...	0.0	0.0	...	22.4	26.2	...	77.3	73.7	...	0.0	0.0	...	0.0	0.0	...	0.2	0.0	...	0.1	0.0	...
J05395494-1307598	3.5	0.6	...	0.0	0.0	...	0.1	0.0	...	96.4 ^b	99.4 ^b	...	0.0	0.0	...	0.0	0.0	...	0.0	0.0	...	0.0	0.0	...
J05425587-0718382	2.0	0.8	...	0.0	0.0	...	0.0	0.0	...	97.7 ^b	98.6 ^b	...	0.0	0.0	...	0.1	0.4	...	0.0	0.0	...	0.2	0.2	...
J05432676-3025129	0.0	0.0	...	0.0	0.0	...	0.0	0.0	...	99.9	99.5	...	0.0	0.0	...	0.0	0.0	...	0.0	0.0	...	0.2	0.5	...
J05470650-3210413	0.7	3.3	...	0.0	0.0	...	0.0	0.1	...	99.3 ^b	96.6 ^b	...	0.0	0.0	...	0.0	0.0	...	0.0	0.0	...	0.0	0.0	...
J05531299-4505119	0.0	0.0	...	0.0	0.0	...	0.1	0.0	...	0.0	0.0	...	0.0	0.0	...	0.0	0.0	...	98.7	99.9	...	1.2	0.1	...
J06002304-4401217	0.0	0.0	...	0.0	0.0	...	0.5	0.5	...	99.1	99.4	...	0.0	0.0	...	0.0	0.0	...	0.3	0.0	...	0.1	0.0	...
J06112997-7213388	0.0	0.0	...	0.0	0.0	...	0.8	0.6	...	0.2	0.3	...	98.7 ^b	99.1 ^b	...	0.0	0.0	...	0.3	0.0	...	0.0	0.0	...
J06131330-2742054	99.9 ^b	99.9 ^b	99.9 ^b	0.0	0.0	0.0	0.0	0.0	0.0	0.0	0.0	0.0	0.0	0.0	0.0	0.0	0.0	0.0	0.0	0.0	0.0	0.0	0.0	0.0
J06134539-2352077	0.1	0.1	...	0.0	0.0	...	0.0	0.0	...	0.0	0.0	...	0.0	0.0	...	99.9 ^b	99.9 ^b	...	0.0	0.0	...	0.0	0.0	...
J06234024-7504327	0.0	0.0	...	0.0	0.0	...	0.5	0.0	...	0.3	0.1	...	98.9 ^b	99.9 ^b	...	0.0	0.0	...	0.2	0.0	...	0.1	0.0	...
J06434532-6424396	0.1	0.1	...	0.0	0.0	...	0.0	0.0	...	5.0 ^b	43.3 ^b	...	93.3 ^b	56.6 ^b	...	0.0	0.0	...	1.6	0.0	...	0.0	0.0	...
J07065772-5353463	0.1	0.0	...	0.0	0.0	...	0.0	0.0	...	99.4	99.9	...	0.1	0.0	...	0.0	0.0	...	0.3	0.0	...	0.1	0.0	...
J07523324-6436308	0.0	0.0	...	0.0	0.0	...	0.0	0.0	...	0.2	0.1	...	99.4	99.9	...	0.0	0.0	...	0.0	0.0	...	0.4	0.0	...
J07540718-6320149	0.0	0.0	...	0.0	0.0	...	0.0	0.0	...	0.0	0.0	...	99.9 ^b	99.9 ^b	...	0.0	0.0	...	0.0	0.0	...	0.0	0.0	...
J08083927-3605017	0.0	0.0	...	0.0	0.0	...	0.0	0.0	...	75.9 ^b	96.4 ^b	...	0.0	0.0	...	0.0	0.0	...	0.0	0.0	...	24.1	3.6	...
J08173943-8243298	99.9 ^b	99.9 ^b	...	0.0	0.0	...	0.0	0.0	...	0.0	0.0	...	0.0	0.0	...	0.1	0.0	...	0.2	0.0	...	0.0	0.0	...
J08224744-5726530	17.9	91.9	...	0.0	0.0	...	0.0	0.0	...	0.0	0.0	...	0.0	0.0	...	0.0	0.0	...	79.3	0.0	...	2.8	8.4	...

TABLE 7 — Continued

Name	βPMG			TWA			THA			COL			CAR			ARG			ABDMG			Field		
	P	P _v	P _{v+π}	P	P _v	P _{v+π}	P	P _v	P _{v+π}	P	P _v	P _{v+π}	P	P _v	P _{v+π}	P	P _v	P _{v+π}	P	P _v	P _{v+π}	P	P _v	P _{v+π}
J08412528-5736021	0.1	0.0	...	0.0	0.0	...	0.0	0.0	...	61.3 ^b	65.6 ^b	...	37.6 ^b	34.3 ^b	...	0.0	0.0	...	0.0	0.0	...	1.0	0.1	...
J08471906-5717547	6.4	0.0	...	0.0	0.0	...	0.0	0.0	...	0.0	0.0	...	0.0	0.0	...	0.0	0.0	...	93.6 ^b	99.9 ^b	...	0.0	0.0	...
J09032434-6348330	0.1	0.0	...	0.0	0.0	...	0.0	0.0	...	18.0	6.5	...	76.0	93.4	...	5.2 ^b	0.0	...	0.0	0.0	...	0.6	0.0	...
J09315840-6209258	24.8	2.1	...	0.0	0.0	...	0.0	0.0	...	19.5 ^b	48.6 ^b	...	51.2 ^b	48.6 ^b	...	0.5	0.0	...	0.9	0.0	...	3.1	0.7	...
J09331427-4848331	0.0	0.0	...	0.0	0.0	...	0.0	0.0	...	22.2	98.0	...	0.0	0.0	...	74.7 ^b	0.0	...	0.0	0.0	...	3.0	2.0	...
J09423823-6229028	0.4	1.0	...	0.0	0.0	...	0.0	0.0	...	1.2	0.0	...	0.0	0.0	...	98.4	98.9	...	0.0	0.0	...	0.0	0.0	...
J09445422-1220544	0.0	0.0	...	0.0	0.0	...	0.0	0.0	...	0.0	0.0	...	0.0	0.0	...	99.9 ^b	99.9 ^b	...	0.0	0.0	...	0.0	0.0	...
J10120908-3124451	0.0	0.0	0.0	99.9 ^b	99.9 ^b	99.9 ^b	0.0	0.0	0.0	0.0	0.0	0.0	0.0	0.0	0.0	0.0	0.0	0.0	0.0	0.0	0.0	0.0	0.0	0.0
J10140807-7636327	0.1	0.1	...	0.0	0.0	...	0.0	0.0	...	0.0	0.0	...	99.9 ^b	99.9 ^b	...	0.0	0.0	...	0.0	0.0	...	0.0	0.0	...
J10182870-3150029	0.0	0.0	...	99.9	98.3	...	0.0	0.0	...	0.1	1.2	...	0.0	0.0	...	0.0	0.0	...	0.0	0.0	...	0.2	0.5	...
J10252092-4241539	0.0	0.0	...	90.0	82.4	...	0.0	0.0	...	6.1	16.6	...	0.0	0.0	...	0.0	0.0	...	0.0	0.0	...	4.0	1.0	...
J10252563-4918389	0.0	0.0	...	0.0	0.0	...	0.0	0.0	...	0.0	0.0	...	0.0	0.0	...	99.9	99.4	...	0.0	0.0	...	0.1	0.6	...
J10423011-3340162	6.0 ^b	24.0 ^b	...	91.5 ^b	76.0 ^b	...	0.0	0.0	...	2.4 ^b	0.0	...	0.0	0.0	...	0.0	0.0	...	0.0	0.0	...	0.1	0.0	...
J11091606-7352465	9.3	18.1	...	0.0	0.0	...	0.0	0.0	...	0.1	0.3	...	43.1 ^b	80.7 ^b	...	45.3 ^b	0.1	...	0.3	0.0	...	1.9	0.9	...
J11102788-3731520	0.0	0.0	...	99.9 ^b	99.9 ^b	...	0.0	0.0	...	0.0	0.0	...	0.0	0.0	...	0.0	0.0	...	0.0	0.0	...	0.0	0.0	...
J11132622-4523427	0.0	0.0	0.0	99.9	99.9	99.9	0.0	0.0	0.0	0.0	0.0	0.1	0.0	0.0	0.0	0.0	0.0	0.0	0.0	0.0	0.0	0.2	0.0	0.0
J11211723-3446454	0.0	0.0	0.0	99.9	99.9	99.9	0.0	0.0	0.0	0.0	0.0	0.0	0.0	0.0	0.0	0.0	0.0	0.0	0.0	0.0	0.0	0.0	0.0	0.0
J11211745-3446497	0.0	0.0	0.0	99.9	99.9	99.9 ^b	0.0	0.0	0.0	0.0	0.0	0.0	0.0	0.0	0.0	0.0	0.0	0.0	0.0	0.0	0.0	0.0	0.0	0.0
J11254754-4410267	0.7	0.0	...	17.4	0.0	...	0.0	0.0	...	0.0	0.0	...	0.0	0.0	...	0.0	0.0	...	79.7 ^b	99.9 ^b	...	2.2	0.3	...
J11315526-3436272	0.0	0.0	0.0	99.9 ^b	99.9 ^b	99.9 ^b	0.0	0.0	0.0	0.0	0.0	0.0	0.0	0.0	0.0	0.0	0.0	0.0	0.0	0.0	0.0	0.0	0.0	0.0
J11321831-3019518	0.0	0.0	...	99.9	99.9	...	0.0	0.0	...	0.0	0.0	...	0.0	0.0	...	0.0	0.0	...	0.0	0.0	...	0.0	0.0	...
J11493184-7851011	75.2	91.7	...	0.0	0.0	...	0.0	0.0	...	0.0	0.0	...	0.0	0.0	...	0.0	0.0	...	0.1	0.0	...	24.7	8.3	...
J12072738-3247002	0.0	0.0	0.0	99.9 ^b	99.9 ^b	99.9 ^b	0.0	0.0	0.0	0.0	0.0	0.0	0.0	0.0	0.0	0.0	0.0	0.0	0.0	0.0	0.0	0.0	0.0	0.0
J12092998-7505400	0.9	0.0	...	0.0	0.0	...	0.0	0.0	...	0.0	0.0	...	2.9 ^b	0.0	...	95.9 ^b	99.9 ^b	...	0.1	0.0	...	0.2	0.0	...
J12153072-3948426	0.0	0.0	0.0	99.9 ^b	99.9 ^b	99.9 ^b	0.0	0.0	0.0	0.0	0.0	0.0	0.0	0.0	0.0	0.0	0.0	0.0	0.0	0.0	0.0	0.0	0.0	0.0
J12170465-5743558	0.1	0.0	...	0.0	0.0	...	0.0	0.0	...	1.5	0.0	...	0.0	0.0	...	86.5	98.0	...	0.0	0.0	...	11.8	2.0	...
J12313807-4558593	0.0	0.0	0.0	99.9	99.9	99.9 ^b	0.0	0.0	0.0	0.0	0.0	0.0	0.0	0.0	0.0	0.0	0.0	0.0	0.0	0.0	0.0	0.0	0.0	0.0
J12345629-4538075	0.0	0.0	...	99.9	99.9	...	0.0	0.0	...	0.0	0.0	...	0.0	0.0	...	0.0	0.0	...	0.0	0.0	...	0.3	0.0	...
J12350424-4136385	0.0	0.0	...	99.9	99.9	...	0.0	0.0	...	0.0	0.0	...	0.0	0.0	...	0.0	0.0	...	0.0	0.0	...	0.0	0.0	...
J12383713-2703348	0.0	0.0	...	0.0	0.0	...	0.0	0.0	...	0.0	0.0	...	0.0	0.0	...	0.0	0.0	...	99.2	99.9	...	0.8	0.1	...
J13412668-4341522	7.1	8.8	...	71.6	87.5	...	0.0	0.0	...	2.4 ^b	1.1	...	0.0	0.0	...	6.2	0.0	...	0.0	0.0	...	12.7	2.5	...
J13545390-7121476	8.5	99.1	...	0.0	0.0	...	0.0	0.0	...	0.0	0.0	...	0.0	0.0	...	0.0	0.0	...	90.9	0.0	...	0.5	0.9	...
J14252913-4113323	21.7 ^b	47.9 ^b	89.2 ^b	44.7 ^b	42.7 ^b	10.8 ^b	0.0	0.0	0.0	0.0	0.0	0.0	0.0	0.0	0.0	0.0	0.0	0.0	0.0	0.0	0.0	33.5	9.4	0.0
J15244849-4929473	3.7	0.0	...	0.0	0.0	...	0.0	0.0	...	0.0	0.0	...	0.0	0.0	...	0.0	0.0	...	95.9 ^b	99.9 ^b	...	0.4	0.2	...
J15553178+3512028	0.0	0.0	...	0.0	0.0	...	0.0	0.0	...	0.0	0.0	...	0.0	0.0	...	99.9	99.9	...	0.0	0.0	...	0.2	0.1	...
J16074132-1103073	0.4	0.2	...	0.0	0.0	...	0.0	0.0	...	0.0	0.0	...	0.0	0.0	...	0.0	0.0	...	98.3 ^b	97.5 ^b	...	1.4	2.3	...
J16572029-5343316	91.1	99.9	...	0.0	0.0	...	0.0	0.0	...	0.0	0.0	...	0.0	0.0	...	8.8 ^b	0.0	...	0.1	0.0	...	0.1	0.0	...
J17080882-6936186	0.0	0.0	...	0.0	0.0	...	88.7 ^b	98.0 ^b	...	0.0	0.0	...	0.0	0.0	...	0.0	0.0	...	0.0	0.0	...	11.3	2.0	...
J17130733-8552105	0.0	0.0	...	0.0	0.0	...	97.0 ^b	92.2 ^b	...	0.0	0.0	...	1.6	6.3 ^b	...	0.0	0.0	...	0.0	0.0	...	1.3	1.4	...
J17150219-3333398	94.6	99.0	...	0.0	0.0	...	0.0	0.0	...	0.0	0.0	...	0.0	0.0	...	0.0	0.0	...	3.6 ^b	0.2	...	1.8	0.7	...
J17292067-5014529	99.3 ^b	99.9 ^b	...	0.0	0.0	...	0.0	0.0	...	0.0	0.0	...	0.0	0.0	...	0.7	0.0	...	0.0	0.0	...	0.0	0.0	...
J18141047-3247344	58.0 ^b	66.4 ^b	...	0.0	0.0	...	0.0	0.0	...	0.0	0.0	...	0.0	0.0	...	41.9 ^b	33.5 ^b	...	0.0	0.0	...	0.1	0.0	...
J18142207-3246100	80.6 ^b	99.9 ^b	...	0.0	0.0	...	0.0	0.0	...	0.0	0.0	...	0.0	0.0	...	18.9	0.0	...	0.0	0.0	...	0.4	0.3	...
J18151564-4927472	89.4 ^b	99.9 ^b	...	0.0	0.0	...	0.0	0.0	...	0.0	0.0	...	0.0	0.0	...	10.6 ^b	0.0	...	0.0	0.0	...	0.0	0.0	...
J18202275-1011131	1.0	96.4 ^b	...	0.0	0.0	...	0.0	0.0	...	0.0	0.0	...	0.0	0.0	...	98.8	0.0	...	0.0	0.0	...	0.2	3.6	...
J18420694-5554254	73.1	99.9	...	0.0	0.0	...	0.0	0.0	...	0.0	0.0	...	0.0	0.0	...	26.8 ^b	0.0	...	0.0	0.0	...	0.0	0.0	...

TABLE 7 — Continued

Name	βPMG			TWA			THA			COL			CAR			ARG			ABDMG			Field		
	P	P _v	P _{v+π}	P	P _v	P _{v+π}	P	P _v	P _{v+π}	P	P _v	P _{v+π}	P	P _v	P _{v+π}	P	P _v	P _{v+π}	P	P _v	P _{v+π}	P	P _v	P _{v+π}
J18450097-1409053	11.8 ^b	0.0	...	0.0	0.0	...	0.0	0.0	...	0.0	0.0	...	0.0	0.0	...	88.2 ^b	99.9 ^b	...	0.0	0.0	...	0.0	0.0	...
J18465255-6210366	54.1	99.9	...	0.0	0.0	...	0.0	0.0	...	0.0	0.0	...	0.0	0.0	...	45.9 ^b	0.0	...	0.0	0.0	...	0.0	0.0	...
J18504448-3147472	91.3	99.9	...	0.0	0.0	...	0.0	0.0	...	0.0	0.0	...	0.0	0.0	...	8.7	0.0	...	0.0	0.0	...	0.0	0.0	...
J18580415-2953045	97.9 ^b	99.9 ^b	...	0.0	0.0	...	0.0	0.0	...	0.0	0.0	...	0.0	0.0	...	2.0	0.0	...	0.0	0.0	...	0.2	0.2	...
J19102820-2319486	99.9 ^b	99.9 ^b	...	0.0	0.0	...	0.0	0.0	...	0.0	0.0	...	0.0	0.0	...	0.4	0.0	...	0.0	0.0	...	0.0	0.0	...
J19224278-0515536	0.3	0.0	...	0.0	0.0	...	0.0	0.0	...	0.0	0.0	...	0.0	0.0	...	99.0 ^b	99.9 ^b	...	0.0	0.0	...	0.7	0.2	...
J19225071-6310581	0.0	0.0	...	0.0	0.0	...	99.9 ^b	99.9 ^b	...	0.0	0.0	...	0.0	0.0	...	0.0	0.0	...	0.0	0.0	...	0.0	0.1	...
J19233820-4606316	97.8	99.3	...	0.0	0.0	...	0.0	0.0	...	0.0	0.0	...	0.0	0.0	...	1.2	0.0	...	0.0	0.0	...	1.0	0.7	...
J19243494-3442392	99.9 ^b	99.9 ^b	...	0.0	0.0	...	0.0	0.0	...	0.0	0.0	...	0.0	0.0	...	0.1	0.0	...	0.0	0.0	...	0.0	0.0	...
J19312434-2134226	98.6	0.0	0.0	0.0	0.0	0.0	0.0	0.0	0.0	0.0	0.0	0.0	0.0	0.0	0.0	1.3	96.8	99.0	0.0	0.0	0.0	0.1	3.2	1.0
J19560294-3207186	98.5 ^b	99.5 ^b	...	0.0	0.0	...	0.0	0.0	...	0.0	0.0	...	0.0	0.0	...	0.0	0.0	...	0.0	0.0	...	1.5	0.5	...
J19560438-3207376	99.9 ^b	99.9 ^b	...	0.0	0.0	...	0.0	0.0	...	0.0	0.0	...	0.0	0.0	...	0.0	0.0	...	0.0	0.0	...	0.0	0.0	...
J20013718-3313139	98.1	98.9	...	0.0	0.0	...	0.0	0.0	...	0.0	0.0	...	0.0	0.0	...	0.0	0.0	...	0.0	0.1	...	1.9	1.0	...
J20100002-2801410	99.9 ^b	99.9 ^b	99.9 ^b	0.0	0.0	0.0	0.0	0.0	0.0	0.0	0.0	0.0	0.0	0.0	0.0	0.0	0.0	0.0	0.0	0.0	0.0	0.0	0.0	0.0
J20163382-0711456	1.4	0.0	...	0.0	0.0	...	0.0	0.0	...	0.0	0.0	...	0.0	0.0	...	96.0	99.9	...	0.0	0.0	...	2.6	0.4	...
J20333759-2556521	99.9 ^b	99.9 ^b	99.9 ^b	0.0	0.0	0.0	0.0	0.0	0.0	0.0	0.0	0.0	0.0	0.0	0.0	0.0	0.0	0.0	0.0	0.0	0.0	0.2	0.0	0.0
J20395460+0620118	9.9	0.6	...	0.0	0.0	...	0.0	0.0	...	0.1	0.2	...	0.0	0.0	...	0.0	0.0	...	80.0	97.5	...	10.1	1.7	...
J20434114-2433534	99.9 ^b	99.9 ^b	99.9 ^b	0.0	0.0	0.0	0.0	0.0	0.0	0.0	0.0	0.0	0.0	0.0	0.0	0.0	0.0	0.0	0.0	0.0	0.0	0.0	0.0	0.0
J20465795-0259320	0.0	0.0	...	0.0	0.0	...	0.0	0.0	...	0.0	0.0	...	0.0	0.0	...	0.0	0.0	...	99.3	99.9	...	0.7	0.1	...
J20560274-1710538	99.9 ^b	99.9 ^b	...	0.0	0.0	...	0.0	0.0	...	0.0	0.0	...	0.0	0.0	...	0.0	0.0	...	0.0	0.0	...	0.0	0.0	...
J21100535-1919573	99.9 ^b	99.9 ^b	...	0.0	0.0	...	0.0	0.0	...	0.0	0.0	...	0.0	0.0	...	0.0	0.0	...	0.0	0.0	...	0.0	0.0	...
J21103147-2710578	99.9 ^b	99.9 ^b	...	0.0	0.0	...	0.0	0.0	...	0.0	0.0	...	0.0	0.0	...	0.0	0.0	...	0.0	0.0	...	0.0	0.0	...
J21130526-1729126	0.0	0.0	...	0.0	0.0	...	0.0	0.0	...	0.0	0.0	...	0.0	0.0	...	0.0	0.0	...	99.9	99.9	...	0.3	0.0	...
J21212873-6655063	54.7	99.9	99.9	0.0	0.0	0.0	0.0	0.0	0.0	0.0	0.0	0.0	0.0	0.0	0.0	30.5	0.0	0.0	14.6 ^b	0.0	0.0	0.3	0.1	0.1
J21370885-6036054	0.0	0.0	...	0.0	0.0	...	99.9 ^b	99.9 ^b	...	0.0	0.0	...	0.0	0.0	...	0.0	0.0	...	0.0	0.0	...	0.0	0.0	...
J21464282-8543046	10.1	0.0	...	0.0	0.0	...	0.0	0.0	...	2.9	0.0	...	0.0	0.0	...	31.3 ^b	0.0	...	55.6 ^b	99.9 ^b	...	0.0	0.0	...
J21471964-4803166	0.2	0.5	...	0.0	0.0	...	98.4 ^b	0.5	...	0.0	0.0	...	0.0	0.0	...	0.0	0.0	...	1.4	98.2 ^b	...	0.1	0.8	...
J21490499-6413039	0.0	0.0	...	0.0	0.0	...	99.9 ^b	99.9 ^b	...	0.0	0.0	...	0.0	0.0	...	0.0	0.0	...	0.0	0.0	...	0.0	0.0	...
J22021626-4210329	0.0	0.0	...	0.0	0.0	...	98.9	99.9	...	0.0	0.0	...	0.0	0.0	...	0.0	0.0	...	0.9	0.0	...	0.1	0.0	...
J22332264-0936537	0.0	0.0	...	0.0	0.0	...	0.0	0.0	...	0.0	0.0	...	0.0	0.0	...	99.9 ^b	94.1 ^b	...	0.0	0.0	...	0.4	5.9	...
J22424884+1330532	46.8	0.4	...	0.0	0.0	...	0.0	0.0	...	37.6	94.4	...	0.0	0.0	...	0.0	0.0	...	0.0	0.0	...	15.7	5.2	...
J22424896-7142211	93.1	99.9	...	0.0	0.0	...	0.0	0.0	...	0.0	0.0	...	0.0	0.0	...	4.5 ^b	0.0	...	2.3 ^b	0.0	...	0.1	0.0	...
J22440873-5413183	2.0	0.3	...	0.0	0.0	...	95.7 ^b	99.9	...	0.0	0.0	...	0.0	0.0	...	0.0	0.0	...	2.2 ^b	0.0	...	0.1	0.0	...
J23131671-4933154	0.0	0.0	...	0.0	0.0	...	99.9 ^b	99.9 ^b	...	0.0	0.0	...	0.0	0.0	...	0.0	0.0	...	0.0	0.0	...	0.0	0.0	...
J23204705-6723209	0.0	0.0	...	0.0	0.0	...	99.9	99.9	...	0.0	0.0	...	0.0	0.0	...	0.0	0.0	...	0.0	0.0	...	0.1	0.0	...
J23205766-0147373	0.0	0.0	0.0	0.0	0.0	0.0	0.0	0.0	0.0	0.0	0.0	0.0	0.0	0.0	0.0	95.1 ^b	97.7 ^b	99.9 ^b	0.0	0.0	0.0	4.9	2.3	0.1
J23261069-7323498	0.0	0.0	...	0.0	0.0	...	99.9	99.9	...	0.0	0.0	...	0.0	0.0	...	0.0	0.0	...	0.0	0.0	...	0.0	0.0	...
J23285763-6802338	0.0	0.0	...	0.0	0.0	...	99.9	99.9 ^b	...	0.0	0.0	...	0.0	0.0	...	0.0	0.0	...	0.0	0.0	...	0.0	0.0	...
J23301341-2023271	99.9 ^b	6.7 ^b	0.4	0.0	0.0	0.0	0.0	0.1	0.0	0.1	91.3 ^b	99.9 ^b	0.0	0.0	0.0	0.0	0.0	0.0	0.0	0.0	0.0	0.0	1.9	0.0
J23314492-0244395	87.3 ^b	43.1 ^b	...	0.0	0.0	...	1.1	0.0	...	11.4 ^b	56.3 ^b	...	0.0	0.0	...	0.0	0.0	...	0.0	0.0	...	0.2	0.5	...
J23320018-3917368	0.0	0.0	...	0.0	0.0	...	0.1	0.0	...	0.0	0.0	...	0.1	0.0	...	0.0	0.0	...	99.9	99.9	...	0.1	0.0	...
J23323085-1215513	93.7	99.9	...	0.0	0.0	...	0.4	0.0	...	5.8	0.0	...	0.0	0.0	...	0.0	0.0	...	0.0	0.0	...	0.1	0.0	...
J23452225-7126505	0.0	0.0	...	0.0	0.0	...	99.9 ^b	99.9 ^b	...	0.0	0.0	...	0.0	0.0	...	0.0	0.0	...	0.0	0.0	...	0.0	0.0	...
J23474694-6517249	0.0	0.0	...	0.0	0.0	...	99.9	99.9	...	0.0	0.0	...	0.0	0.0	...	0.0	0.0	...	0.0	0.0	...	0.0	0.0	...
J23500639+2659519	82.4	96.8	...	0.0	0.0	...	0.0	0.0	...	13.4 ^b	0.1	...	0.0	0.0	...	0.0	0.0	...	0.0	0.0	...	4.3	3.1	...
J23512227+2344207	81.6	97.8	...	0.0	0.0	...	0.0	0.0	...	13.8	0.0	...	0.0	0.0	...	0.0	0.0	...	0.0	0.0	...	4.6	2.2	...

TABLE 7 — *Continued*

Name	β PMG			TWA			THA			COL			CAR			ARG			ABDMG			Field		
	P	P_v	$P_{v+\pi}$	P	P_v	$P_{v+\pi}$	P	P_v	$P_{v+\pi}$	P	P_v	$P_{v+\pi}$	P	P_v	$P_{v+\pi}$	P	P_v	$P_{v+\pi}$	P	P_v	$P_{v+\pi}$	P	P_v	$P_{v+\pi}$
J23513366+3127229	0.4	0.0	...	0.0	0.0	...	0.0	0.0	...	0.0	0.0	...	0.0	0.0	...	0.0	0.0	...	99.4 ^b	99.9 ^b	...	0.3	0.0	...
J23532520-7056410	1.6	0.0	...	0.0	0.0	...	0.0	0.0	...	0.0	0.0	...	0.0	0.0	...	96.4 ^b	99.9 ^b	...	0.0	0.0	...	2.0	0.4	...

^a Membership probability (P), membership probability including radial velocity information (P_v), or membership probability including radial velocity and parallax informations ($P_{v+\pi}$).

^b Membership probability (P or P_v or $P_{v+\pi}$) for which the binary hypothesis has a higher probability.

TABLE 8

INDIVIDUAL RADIAL AND PROJECTED ROTATIONAL VELOCITY MEASUREMENTS

Name of star	Date (DDMMYY)	Instrument	RV (kms ⁻¹)	vsini (kms ⁻¹)
J00240899-6211042	081109	PHOENIX	5.8 ± 0.7	20.7 ± 2.0
J00172353-6645124	260809	PHOENIX	10.8 ± 0.2	6.3 ± 1.8
J00172353-6645124	240910	PHOENIX	10.0 ± 0.5	< 8.7
J00171443-7032021	010909	PHOENIX	-4.5 ± 0.4	10.1 ± 3.5
J00171443-7032021	170910	PHOENIX	-2.5 ± 0.6	12.2 ± 2.6
J00233468+2014282ab	290513	ESPADONS	-1.6 ± 0.2	< 4.6
J00233468+2014282ab	310513	ESPADONS	-1.7 ± 0.2	< 4.2
J00275023-3233060a	210713	CRILES	8.8 ± 0.2	6.2 ± 1.8
J00275035-3233238b	210713	CRILES	8.5 ± 0.2	< 4.2
J00281434-3227556A	260809	PHOENIX	5.9 ± 3.4	53.6 ± 6.6
J00281434-3227556B	260809	PHOENIX	3.5 ± 3.3	62.4 ± 9.5
J00340843+2523498aw	300613	ESPADONS	-8.8 ± 0.2	11.1 ± 1.2
J01033563-5515561	210713	CRILES	4.0 ± 2.0	35.2 ± 7.0
J01071194-1935359	240910	PHOENIX	9.7 ± 0.5	10.8 ± 2.2
J01112542+1526214	150611	CRILES	2.9 ± 0.6	18.4 ± 2.5
J01112542+1526214	020711	ESPADONS	1.8 ± 0.2	17.9 ± 1.4
J01123504+1703557	191110	PHOENIX	0.4 ± 1.1	25.4 ± 2.3
J01123504+1703557	120711	CRILES	-1.4 ± 0.7	23.1 ± 2.1
J01123504+1703557	060112	ESPADONS	-1.6 ± 0.3	22.5 ± 2.2
J01123504+1703557	210713	CRILES	-1.7 ± 0.6	24.1 ± 2.2
J01132958-0738088	181110	PHOENIX	106.0 ± 3.3	63.4 ± 9.3
J01132958-0738088	140611	CRILES	41.3 ± 4.1	68.5 ± 8.4
J01132817-3821024B	010909	PHOENIX	14.3 ± 0.5	< 9.1
J01225093-2439505	240910	PHOENIX	11.4 ± 0.2	14.2 ± 3.2
J01220441-3337036	210811	ESPADONS	5.0 ± 0.2	5.0 ± 1.2
J01220441-3337036	230910	PHOENIX	5.1 ± 0.3	< 6.1
J01220441-3337036	240910	PHOENIX	4.4 ± 0.3	< 6.1
J01220441-3337036	010613	CRILES	3.9 ± 0.5	< 8.3
J01220441-3337036	270510	PHOENIX	4.4 ± 0.3	< 6.1
J01351393-0712517	190910	PHOENIX	11.8 ± 3.5	50.7 ± 5.9
J01351393-0712517	260710	PHOENIX	12.7 ± 3.2	58.6 ± 7.4
J01351393-0712517	210811	ESPADONS	6.3 ± 0.5	49.6 ± 3.7
J01351393-0712517	070910	PHOENIX	12.4 ± 3.2	50.7 ± 4.9
J01484087-4830519	150909	PHOENIX	21.5 ± 0.2	< 4.4
J01484087-4830519	121009	PHOENIX	21.6 ± 0.2	< 3.5
J01484087-4830519	170910	PHOENIX	21.5 ± 0.2	< 4.4
J01484087-4830519	250910	PHOENIX	21.6 ± 0.2	< 4.4
J01535076-1459503A	051209	PHOENIX	10.8 ± 0.6	12.2 ± 2.3
J01535076-1459503B	051209	PHOENIX	11.2 ± 0.5	< 9.1
J01535076-1459503as	210811	ESPADONS	10.3 ± 0.3	11.5 ± 1.1
J01540267-4040440	260809	PHOENIX	12.7 ± 0.2	8.9 ± 3.3
J02001277-0840516	120711	CRILES	5.2 ± 0.2	16.1 ± 2.1
J02001277-0840516	130212	ESPADONS	4.4 ± 0.2	15.2 ± 1.4
J02045317-5346162	170910	PHOENIX	10.9 ± 0.3	7.4 ± 2.3
J02045317-5346162	010909	PHOENIX	10.9 ± 0.3	6.5 ± 2.1
J02070786-1810077	201011	CRILES	19.1 ± 3.7	47.2 ± 13.1
J02070176-4406380	250910	PHOENIX	-5.2 ± 0.2	5.3 ± 1.7
J02070176-4406380	250810	PHOENIX	10.1 ± 0.3	< 4.7
J02070176-4406380	151011	CRILES	-13.6 ± 0.3	< 4.1
J02133021-4654505	260809	PHOENIX	14.3 ± 2.0	33.0 ± 2.8
J02155892-0929121	260710	PHOENIX	0.5 ± 0.3	18.1 ± 2.3
J02155892-0929121	190910	PHOENIX	-0.6 ± 0.3	19.1 ± 2.4
J02155892-0929121	110212	ESPADONS	8.3 ± 0.3	16.7 ± 1.5
J02224418-6022476	260710	PHOENIX	13.1 ± 0.9	25.1 ± 2.9
J02335984-1811525	280813	ESPADONS	12.4 ± 0.3	16.4 ± 1.5
J02365171-5203036	110613	CRILES	16.3 ± 2.3	39.8 ± 5.4
J02365171-5203036	230910	PHOENIX	16.8 ± 2.3	36.9 ± 3.0
J02365171-5203036	240613	CRILES	12.0 ± 1.9	39.0 ± 3.5
J02485260-3404246	081109	PHOENIX	23.4 ± 0.3	6.5 ± 2.1
J02485260-3404246	151011	CRILES	23.0 ± 0.4	7.2 ± 3.2
J02485260-3404246	170910	PHOENIX	0.4 ± 0.3	7.4 ± 2.3
J02505959-3409050	121009	PHOENIX	12.0 ± 3.5	52.6 ± 5.8
J02523096-1548357	081109	PHOENIX	46.5 ± 0.6	9.6 ± 2.4
J02543316-5108313	010909	PHOENIX	1.8 ± 0.2	< 4.4
J02564708-6343027	151011	CRILES	16.2 ± 3.4	48.2 ± 7.2

TABLE 8 — Continued

Name of star	Date (DDMMYY)	Instrument	RV (kms ⁻¹)	vsini (kms ⁻¹)
J02564708-6343027	010909	PHOENIX	20.7 ± 3.4	56.5 ± 8.8
J03050976-3725058	170910	PHOENIX	15.2 ± 0.6	16.2 ± 2.3
J03050976-3725058	010909	PHOENIX	13.4 ± 0.6	14.5 ± 2.2
J03244056-3904227	130210	PHOENIX	14.6 ± 3.2	70.4 ± 11.2
J03244056-3904227	151011	CRILES	10.5 ± 4.0	59.0 ± 8.0
J03323578+2843554	210811	ESPADONS	9.2 ± 0.3	21.9 ± 2.0
J03323578+2843554	171110	PHOENIX	13.9 ± 1.5	28.2 ± 2.4
J03454058-7509121	130210	PHOENIX	13.1 ± 3.2	43.6 ± 6.0
J03494535-6730350	170910	PHOENIX	16.3 ± 0.2	8.9 ± 3.2
J03494535-6730350	140210	PHOENIX	17.3 ± 0.2	< 8.3
J04071148-2918342	201009	PHOENIX	20.7 ± 0.7	20.7 ± 1.8
J04071148-2918342	280813	ESPADONS	21.2 ± 0.3	19.6 ± 1.8
J04082685-7844471	281209	PHOENIX	16.4 ± 0.4	13.3 ± 2.2
J04082685-7844471	151011	CRILES	16.5 ± 0.6	11.6 ± 3.5
J04091413-4008019	131011	CRILES	21.2 ± 0.4	10.8 ± 3.2
J04091413-4008019	261209	PHOENIX	21.4 ± 0.6	10.8 ± 2.5
J04213904-7233562	261209	PHOENIX	15.2 ± 0.2	5.3 ± 1.7
J04213904-7233562	131011	CRILES	14.7 ± 0.3	< 3.3
J04240094-5512223	140210	PHOENIX	20.1 ± 0.5	10.2 ± 2.3
J04365738-1613065	150210	PHOENIX	22.1 ± 3.7	54.5 ± 9.4
J04365738-1613065	280813	ESPADONS	15.6 ± 0.5	50.7 ± 4.8
J04363294-7851021	281209	PHOENIX	26.5 ± 0.3	16.2 ± 3.0
J04374183-0527242	141109	PHOENIX	23.2 ± 1.0	21.6 ± 2.3
J04440099-6624036	190910	PHOENIX	16.4 ± 0.5	< 8.7
J04440099-6624036	151011	CRILES	16.8 ± 0.3	< 2.7
J04464970-6034109	131109	PHOENIX	15.5 ± 3.5	55.5 ± 7.9
J04480066-5041255A	261209	PHOENIX	19.2 ± 0.3	< 5.9
J04554034-1917553	310110	PHOENIX	22.2 ± 3.7	77.3 ± 8.6
J04571728-0621564	310110	PHOENIX	23.0 ± 0.5	12.2 ± 2.6
J04571728-0621564	020313	ESPADONS	23.5 ± 0.3	11.1 ± 1.0
J04571728-0621564	051111	CRILES	23.0 ± 0.6	12.2 ± 3.4
J05082729-2101444	210412	CRILES	22.2 ± 1.4	25.3 ± 4.1
J05082729-2101444	200711	CRILES	25.4 ± 1.7	25.3 ± 4.7
J05090356-4209199	021209	PHOENIX	16.8 ± 1.7	29.2 ± 2.7
J05100427-2340407	190711	CRILES	23.8 ± 0.6	< 9.1
J05100427-2340407	110212	ESPADONS	24.2 ± 0.2	8.2 ± 0.9
J05100427-2340407a	121009	PHOENIX	24.7 ± 0.5	< 9.1
J05100488-2340148bA	021209	PHOENIX	23.8 ± 0.5	9.6 ± 2.3
J05100488-2340148bA	051209	PHOENIX	23.1 ± 0.2	9.2 ± 2.3
J05100488-2340148bB	051209	PHOENIX	25.5 ± 0.2	< 3.5
J05100488-2340148bB	021209	PHOENIX	26.0 ± 0.3	< 4.7
J05100488-2340148bab	020313	ESPADONS	24.0 ± 0.3	9.5 ± 1.0
J05111098-4903597	151011	CRILES	22.1 ± 0.4	11.1 ± 3.2
J05130132-7027418a	220413	CRILES	-3.4 ± 0.6	17.5 ± 2.5
J05130132-7027418b	220413	CRILES	0.1 ± 0.3	6.4 ± 2.7
J05142878-1514546	301009	PHOENIX	21.7 ± 0.3	7.4 ± 2.2
J05142878-1514546ae	130212	ESPADONS	21.1 ± 0.3	8.7 ± 0.9
J05142736-1514514b	051111	CRILES	21.4 ± 0.2	6.4 ± 2.5
J05142736-1514514b	130212	ESPADONS	21.5 ± 0.2	7.2 ± 1.1
J05142736-1514514bA	310110	PHOENIX	21.0 ± 0.2	8.2 ± 2.1
J05142736-1514514bB	310110	PHOENIX	21.5 ± 0.6	15.2 ± 3.3
J05164586-5410168	210711	CRILES	21.8 ± 0.3	6.2 ± 1.8
J05164586-5410168	241009	PHOENIX	22.6 ± 0.7	< 8.7
J05195695-1124440b	301009	PHOENIX	23.4 ± 0.5	< 8.7
J05224571-3917062	130811	CRILES	1.1 ± 3.1	64.4 ± 5.3
J05241914-1601153	110311	ESPADONS	17.2 ± 0.5	50.5 ± 3.8
J05241914-1601153	261209	PHOENIX	23.0 ± 3.4	48.7 ± 4.6
J05241914-1601153	210910	PHOENIX	21.6 ± 3.5	51.5 ± 7.0
J05241317-2104427	261209	PHOENIX	23.7 ± 0.5	< 9.1
J05241317-2104427	051111	CRILES	24.3 ± 0.3	5.2 ± 1.6
J05241317-2104427	130212	ESPADONS	24.7 ± 0.2	6.5 ± 1.1
J05240991-4223054	251009	PHOENIX	33.4 ± 0.6	10.8 ± 2.5
J05254166-0909123	150210	PHOENIX	25.7 ± 0.3	8.4 ± 2.5
J05301858-5358483a	220413	CRILES	31.3 ± 0.2	10.2 ± 3.4
J05335981-0221325	110212	ESPADONS	21.0 ± 0.2	5.4 ± 1.2
J05335981-0221325	240910	PHOENIX	20.9 ± 0.2	5.3 ± 1.6

TABLE 8 — *Continued*

Name of star	Date (DDMMYY)	Instrument	RV (kms ⁻¹)	vsini (kms ⁻¹)
J05331130-2914199	301009	PHOENIX	25.4 ± 0.4	18.2 ± 3.1
J05332802-4257205	160413	CRILES	-3.9 ± 0.2	8.9 ± 3.1
J05332558-5117131	151011	CRILES	19.2 ± 0.4	< 5.9
J05332558-5117131	201209	PHOENIX	19.9 ± 0.4	< 6.5
J05381615-6923321	220413	CRILES	63.4 ± 0.6	20.4 ± 3.1
J05395494-1307598	281209	PHOENIX	25.3 ± 0.5	< 8.7
J05395494-1307598	091111	CRILES	24.8 ± 0.3	8.1 ± 2.4
J05392505-4245211	241209	PHOENIX	22.1 ± 0.2	5.3 ± 1.6
J05392505-4245211	151011	CRILES	21.6 ± 0.3	< 3.3
J05425587-0718382	060412	CRILES	29.7 ± 3.9	82.3 ± 6.1
J05432676-3025129	170413	CRILES	30.8 ± 2.3	43.6 ± 3.3
J05470650-3210413	150210	PHOENIX	22.1 ± 0.7	18.9 ± 2.1
J05470650-3210413	091111	CRILES	21.8 ± 0.5	19.0 ± 2.2
J05494272-1158500	150210	PHOENIX	27.5 ± 0.3	9.3 ± 2.7
J06002304-4401217a	130811	CRILES	17.9 ± 2.4	42.0 ± 5.6
J06002304-4401217b	130811	CRILES	23.7 ± 1.4	28.3 ± 5.8
J06022455-1634494	120811	CRILES	-9.2 ± 0.6	< 9.1
J06022455-1634494	110212	ESPADONS	-8.2 ± 0.2	9.1 ± 0.9
J06112997-7213388	140711	CRILES	18.2 ± 2.0	36.0 ± 4.0
J06134539-2352077	200413	CRILES	22.9 ± 0.2	8.9 ± 3.1
J06131330-2742054	230910	PHOENIX	22.0 ± 0.2	12.1 ± 2.6
J06131330-2742054	201009	PHOENIX	23.9 ± 0.9	21.6 ± 1.9
J06131330-2742054	010113	ESPADONS	22.8 ± 0.2	< 2.4
J06145476-6039206	211209	PHOENIX	26.3 ± 0.2	< 4.4
J06153953-8433115a	150711	CRILES	1.2 ± 0.6	14.6 ± 2.5
J06153953-8433115b	150711	CRILES	2.5 ± 0.5	14.6 ± 2.5
J06161032-1320422	010113	ESPADONS	28.4 ± 0.5	28.6 ± 2.5
J06161032-1320422	141009	PHOENIX	28.2 ± 2.7	32.1 ± 8.0
J06234024-7504327	040412	CRILES	19.4 ± 0.4	13.1 ± 3.0
J06234024-7504327	151109	PHOENIX	18.5 ± 0.6	12.2 ± 2.7
J06373215-2823125	170210	PHOENIX	17.3 ± 0.2	< 3.5
J06434532-6424396	151011	CRILES	20.1 ± 0.5	14.1 ± 2.8
J06434532-6424396	211209	PHOENIX	20.3 ± 0.4	14.1 ± 2.5
J06475229-2523304	140911	CRILES	-24.4 ± 0.8	21.3 ± 3.0
J07065772-5353463	210413	CRILES	22.4 ± 0.6	17.1 ± 1.9
J07105990-5632596a	040412	CRILES	21.5 ± 3.9	69.0 ± 8.2
J07105990-5632596b	040412	CRILES	23.2 ± 2.7	42.0 ± 6.2
J07282116+3345127	130212	ESPADONS	10.1 ± 0.5	43.7 ± 3.7
J07420784-6243554	170911	CRILES	-11.0 ± 0.3	< 5.0
J07523324-6436308	151011	CRILES	20.9 ± 0.4	9.4 ± 4.0
J07523324-6436308A	141009	PHOENIX	21.3 ± 0.4	11.6 ± 3.3
J07540718-6320149	220413	CRILES	23.1 ± 0.4	15.1 ± 2.6
J08173943-8243298	150811	CRILES	14.2 ± 1.5	34.0 ± 3.1
J08173943-8243298	240910	PHOENIX	17.5 ± 1.6	31.1 ± 2.3
J08185942-7239561	120110	PHOENIX	62.8 ± 0.6	< 8.7
J08185942-7239561a	210512	CRILES	34.6 ± 0.3	< 7.4
J08185942-7239561b	210512	CRILES	-11.7 ± 0.4	< 4.1
J08224744-5726530a	220413	CRILES	14.7 ± 0.2	6.4 ± 2.4
J08412528-5736021A	180210	PHOENIX	21.6 ± 0.2	7.2 ± 2.0
J08412528-5736021B	180210	PHOENIX	21.1 ± 0.2	< 4.4
J08422284-8345248	131111	CRILES	-4.2 ± 5.8	100.3 ± 8.6
J08422284-8345248	170210	PHOENIX	-7.8 ± 3.0	40.7 ± 5.5
J08465879-7246588A	160210	PHOENIX	-31.5 ± 0.2	< 7.4
J08465879-7246588B	160210	PHOENIX	6.7 ± 0.2	< 7.4
J08472263-4959574A	120110	PHOENIX	9.7 ± 0.2	< 2.7
J08472263-4959574B	120110	PHOENIX	7.0 ± 0.6	< 8.7
J08471906-5717547	160210	PHOENIX	30.2 ± 0.2	10.3 ± 2.8
J08475676-7854532	220413	CRILES	23.4 ± 0.3	6.4 ± 2.5
J09032434-6348330a	220413	CRILES	20.7 ± 0.4	10.7 ± 3.5
J09315840-6209258	220413	CRILES	18.8 ± 0.8	20.4 ± 2.8
J09345604-7804193	051209	PHOENIX	17.1 ± 0.3	13.1 ± 2.4
J09345604-7804193	280609	PHOENIX	17.9 ± 0.6	13.7 ± 2.0
J09361593+3731456a	280213	ESPADONS	-44.4 ± 0.2	< 1.9
J09361593+3731456b	280213	ESPADONS	46.5 ± 0.2	< 1.9
J09423823-6229028a	220413	CRILES	11.9 ± 0.2	< 4.1
J09423823-6229028b	220413	CRILES	11.4 ± 0.2	< 4.1

TABLE 8 — *Continued*

Name of star	Date (DDMMYY)	Instrument	RV (kms ⁻¹)	vsini (kms ⁻¹)
J09445422-1220544	010113	ESPADONS	13.5 ± 0.4	36.0 ± 2.8
J10010873-7913074	050412	CRILES	14.9 ± 0.7	12.9 ± 2.8
J10140807-7636327	040610	PHOENIX	13.5 ± 1.5	27.3 ± 3.0
J10140807-7636327	050412	CRILES	16.0 ± 1.5	27.3 ± 4.9
J10252092-4241539	220413	CRILES	17.6 ± 0.5	11.5 ± 3.2
J10252563-4918389	220413	CRILES	1.7 ± 0.2	6.4 ± 2.4
J11091606-7352465	220413	CRILES	13.9 ± 2.4	45.0 ± 4.7
J11102788-3731520Aa	250210	PHOENIX	-9.6 ± 0.5	< 8.3
J11102788-3731520Aa	220210	PHOENIX	33.1 ± 0.5	< 7.4
J11102788-3731520Ab	250210	PHOENIX	33.0 ± 0.3	< 7.4
J11102788-3731520Ab	220210	PHOENIX	-12.8 ± 0.3	< 7.4
J11102788-3731520B	250210	PHOENIX	9.3 ± 0.6	17.1 ± 2.2
J11102788-3731520B	220210	PHOENIX	10.2 ± 0.6	16.2 ± 1.8
J11254754-4410267	050412	CRILES	20.9 ± 0.8	21.4 ± 2.9
J12025461-7718382	140609	PHOENIX	14.4 ± 0.6	13.7 ± 2.0
J12092998-7505400	190210	PHOENIX	1.9 ± 0.5	< 8.3
J12194808+5246450	190611	ESPADONS	-4.2 ± 0.2	< 3.8
J12202177-7407393	280609	PHOENIX	13.6 ± 3.3	45.6 ± 7.5
J12210499-7116493	230609	PHOENIX	13.5 ± 0.3	< 8.3
J12242443-5339088	210513	CRILES	-4.2 ± 0.6	17.5 ± 2.5
J12383713-2703348	180611	ESPADONS	9.6 ± 0.2	< 4.4
J12383713-2703348	200210	PHOENIX	10.4 ± 0.2	< 3.5
J12383713-2703348	160711	CRILES	9.6 ± 0.2	< 2.7
J13193255-4245301	230609	PHOENIX	-38.8 ± 0.5	18.2 ± 3.2
J13215631-1052098	010709	PHOENIX	-4.2 ± 2.2	34.0 ± 2.8
J13390189-2141278	040809	PHOENIX	2.8 ± 1.6	30.1 ± 2.2
J13412668-4341522	270513	ESPADONS	0.4 ± 0.5	37.9 ± 2.9
J13412668-4341522	210513	CRILES	3.6 ± 0.2	< 4.1
J13545390-7121476	190210	PHOENIX	5.8 ± 0.2	< 2.7
J13545390-7121476	201210	PHOENIX	5.6 ± 0.2	< 3.5
J14142141-1521215A	220210	PHOENIX	-2.8 ± 3.2	102.3 ± 9.1
J14142141-1521215B	220210	PHOENIX	0.0 ± 0.8	24.1 ± 2.7
J14284804-7430205	190609	PHOENIX	11.0 ± 0.6	< 9.1
J14433804-0414354	010709	PHOENIX	-6.7 ± 1.3	27.3 ± 2.1
J15244849-4929473	120910	PHOENIX	13.8 ± 0.2	< 3.5
J15244849-4929473	250210	PHOENIX	6.4 ± 0.2	< 2.7
J15594729+4403595	030313	ESPADONS	-15.8 ± 0.5	54.9 ± 4.6
J16004277-2127380	010709	PHOENIX	-12.8 ± 4.5	92.3 ± 9.2
J16074132-1103073	140210	PHOENIX	-8.5 ± 1.2	24.4 ± 8.0
J16430128-1754274	190609	PHOENIX	-9.8 ± 0.6	9.6 ± 2.0
J16430128-1754274	010909	PHOENIX	-9.7 ± 0.5	< 9.1
J16430128-1754274	100613	CRILES	-9.3 ± 0.4	7.7 ± 3.0
J16572029-5343316	010810	PHOENIX	1.5 ± 0.2	< 4.4
J16572029-5343316	070910	PHOENIX	1.2 ± 0.2	< 2.7
J16590962+2058160	010709	PHOENIX	8.6 ± 0.3	6.5 ± 2.1
J17080882-6936186	100910	PHOENIX	9.4 ± 3.5	77.4 ± 9.9
J17080882-6936186	190609	PHOENIX	13.6 ± 3.6	75.4 ± 13.0
J17080882-6936186	070910	PHOENIX	-1.7 ± 2.8	75.0 ± 10.2
J17080882-6936186	010909	PHOENIX	8.5 ± 3.5	81.3 ± 13.1
J17104431-5300250A	230510	PHOENIX	-11.4 ± 0.2	12.1 ± 2.6
J17130733-8552105	070610	PHOENIX	17.5 ± 4.6	99.3 ± 9.7
J17130733-8552105	100910	PHOENIX	16.5 ± 4.1	94.3 ± 8.8
J17130733-8552105	070910	PHOENIX	15.6 ± 3.3	105.2 ± 9.7
J17150219-3333398	220511	CRILES	-14.6 ± 3.5	76.3 ± 5.3
J17165072-3007104a	100613	CRILES	-4.9 ± 0.5	< 8.7
J17165072-3007104a	010613	CRILES	-5.4 ± 0.5	< 8.7
J17165072-3007104b	100613	CRILES	-6.3 ± 2.1	35.2 ± 9.3
J17165072-3007104b	010613	CRILES	-7.7 ± 3.0	57.0 ± 6.0
J17243644-3152484a	210513	CRILES	-2.6 ± 3.3	70.4 ± 6.0
J17243644-3152484b	210513	CRILES	-1.8 ± 0.3	< 7.6
J17261439+1404364	010709	PHOENIX	-54.1 ± 1.8	29.9 ± 5.9
J17261525-0311308	010709	PHOENIX	16.2 ± 0.3	10.3 ± 2.8
J17292067-5014529	270910	PHOENIX	0.3 ± 1.1	23.5 ± 1.9
J17320606-3952257	250510	PHOENIX	-6.1 ± 4.2	91.3 ± 8.8
J17462934-0842362A	250510	PHOENIX	-1.8 ± 0.3	< 2.7
J17462934-0842362B	250510	PHOENIX	-32.7 ± 0.3	< 2.7

TABLE 8 — *Continued*

Name of star	Date (DDMMYY)	Instrument	RV (kms ⁻¹)	vsini (kms ⁻¹)
J17494867-4005431A	250510	PHOENIX	14.3 ± 3.2	44.8 ± 4.5
J17580616-2222238	010909	PHOENIX	-5.8 ± 0.5	< 9.1
J17580616-2222238	190609	PHOENIX	-5.6 ± 0.5	< 8.7
J18141047-3247344	100713	CRILES	-13.3 ± 7.7	117.2 ± 4.6
J18151564-4927472	140410	PHOENIX	7.0 ± 3.3	81.3 ± 12.9
J18151564-4927472	010810	PHOENIX	-1.2 ± 2.8	74.0 ± 9.8
J18244689-0620311	250510	PHOENIX	-17.6 ± 0.2	< 3.5
J18420694-5554254	220810	PHOENIX	0.2 ± 0.5	< 8.7
J18420694-5554254	250510	PHOENIX	0.3 ± 0.5	< 8.4
J18450097-1409053	060712	ESPADONS	-23.5 ± 0.2	13.7 ± 1.3
J18450097-1409053A	140410	PHOENIX	-23.1 ± 0.3	14.2 ± 3.2
J18450097-1409053A	250910	PHOENIX	-22.2 ± 0.2	14.2 ± 3.3
J18450097-1409053a	041111	CRILES	-24.6 ± 0.8	16.5 ± 2.5
J18450097-1409053a	161011	CRILES	-24.4 ± 0.8	16.5 ± 2.4
J18450097-1409053b	161011	CRILES	-23.2 ± 0.8	13.6 ± 2.6
J18450097-1409053b	041111	CRILES	-23.1 ± 0.6	13.6 ± 2.5
J18495543-0134087	120711	CRILES	75.4 ± 2.4	40.0 ± 4.2
J18495543-0134087	050711	ESPADONS	116.6 ± 0.5	34.6 ± 2.6
J18553176-1622495	050712	ESPADONS	-43.7 ± 0.2	< 2.5
J18553176-1622495	260611	CRILES	-42.9 ± 0.2	< 2.1
J19102820-2319486	051111	CRILES	-8.0 ± 0.8	16.1 ± 2.7
J19102820-2319486	120410	PHOENIX	-6.5 ± 0.3	11.1 ± 2.7
J19102820-2319486	190910	PHOENIX	-6.8 ± 0.6	12.9 ± 2.1
J19102820-2319486	050712	ESPADONS	-7.2 ± 0.2	11.3 ± 1.3
J19224278-0515536	230513	ESPADONS	-26.3 ± 0.2	9.4 ± 0.9
J19225071-6310581	040610	PHOENIX	5.6 ± 1.5	28.2 ± 2.2
J19225071-6310581	100910	PHOENIX	7.4 ± 1.6	30.1 ± 2.2
J19225071-6310581	020810	PHOENIX	6.5 ± 1.6	30.1 ± 2.2
J19233820-4606316	140410	PHOENIX	0.2 ± 0.3	14.9 ± 3.0
J19233820-4606316	210810	PHOENIX	-0.2 ± 0.3	15.8 ± 3.0
J19243494-3442392	010909	PHOENIX	-3.2 ± 0.3	10.3 ± 2.8
J19243494-3442392	250510	PHOENIX	-4.1 ± 0.3	11.3 ± 2.9
J19243494-3442392	220810	PHOENIX	-3.6 ± 0.2	11.3 ± 2.9
J19312434-2134226	140410	PHOENIX	-25.2 ± 1.3	29.1 ± 3.6
J19312434-2134226	051111	CRILES	-25.7 ± 1.4	31.0 ± 2.7
J19420065-2104051	140611	CRILES	-29.2 ± 0.2	< 4.1
J19420065-2104051	140410	PHOENIX	-9.1 ± 0.3	< 3.9
J19420065-2104051	050712	ESPADONS	-21.9 ± 0.3	< 2.7
J19465260-1915141	310809	PHOENIX	-8.1 ± 1.9	32.1 ± 2.7
J19560294-3207186	020810	PHOENIX	-2.8 ± 1.8	35.0 ± 4.9
J19594554-5020497	010909	PHOENIX	-26.0 ± 0.3	< 5.9
J20013718-3313139	310809	PHOENIX	-3.5 ± 0.2	< 2.7
J20013718-3313139	151011	CRILES	-4.0 ± 0.2	< 2.1
J20013718-3313139	250910	PHOENIX	-3.5 ± 0.2	< 3.5
J20043077-2342018	250510	PHOENIX	-6.5 ± 1.1	27.1 ± 16.8
J20100002-2801410	250910	PHOENIX	-2.4 ± 3.2	47.7 ± 4.2
J20100002-2801410	250510	PHOENIX	-2.2 ± 3.2	52.6 ± 5.2
J20100002-2801410	310809	PHOENIX	-5.7 ± 3.0	44.8 ± 4.2
J20100002-2801410	050712	ESPADONS	-5.9 ± 0.4	44.0 ± 3.5
J20144598-2306214	201009	PHOENIX	-15.4 ± 0.3	< 3.2
J20144598-2306214	170709	PHOENIX	-16.5 ± 0.3	< 3.9
J20163382-0711456	250513	ESPADONS	-23.0 ± 0.2	5.7 ± 1.2
J20223306-2927499	190410	PHOENIX	3.8 ± 0.7	22.1 ± 8.7
J20333759-2556521	250510	PHOENIX	-6.0 ± 0.5	19.2 ± 3.2
J20333759-2556521	151011	CRILES	-5.2 ± 1.0	19.4 ± 2.9
J20333759-2556521	310809	PHOENIX	-5.0 ± 0.7	18.2 ± 3.2
J20333759-2556521	040712	ESPADONS	-8.8 ± 0.3	20.9 ± 2.0
J20364367-0019545	190410	PHOENIX	20.1 ± 0.4	13.2 ± 3.0
J20434114-2433534	190410	PHOENIX	-0.3 ± 2.9	41.8 ± 7.4
J20434114-2433534A	240810	PHOENIX	-4.1 ± 0.9	22.5 ± 2.4
J20434114-2433534A	170910	PHOENIX	-1.5 ± 2.4	37.9 ± 3.3
J20434114-2433534B	170910	PHOENIX	-5.4 ± 0.6	22.1 ± 2.5
J20434114-2433534B	240810	PHOENIX	-2.0 ± 2.4	35.8 ± 4.6
J20434114-2433534ab	060712	ESPADONS	-6.1 ± 0.3	26.0 ± 2.2
J20465795-0259320	240612	ESPADONS	-14.1 ± 0.2	9.5 ± 0.9
J20465795-0259320	270609	PHOENIX	-14.0 ± 0.5	10.2 ± 2.1

TABLE 8 — *Continued*

Name of star	Date (DDMMYY)	Instrument	RV (kms ⁻¹)	vsini (kms ⁻¹)
J20465795-0259320	260910	PHOENIX	-14.4 ± 0.4	9.1 ± 2.4
J20581836+1541211	010709	PHOENIX	-43.1 ± 0.8	18.0 ± 2.5
J21032686+1616569	040809	PHOENIX	-4.0 ± 0.6	< 8.3
J21061065-2923466	251009	PHOENIX	-35.6 ± 0.3	< 4.7
J21073678-1304581	270609	PHOENIX	3.6 ± 3.3	57.6 ± 6.6
J21073678-1304581	040712	ESPADONS	-2.3 ± 0.5	52.2 ± 4.4
J21100535-1919573	170709	PHOENIX	-6.1 ± 0.5	10.2 ± 2.2
J21100535-1919573	020711	ESPADONS	-5.6 ± 0.2	9.4 ± 0.9
J21100535-1919573	260910	PHOENIX	-5.5 ± 0.5	10.8 ± 2.3
J21103096-2710513a	210713	CRILES	-3.8 ± 0.4	14.6 ± 2.4
J21103147-2710578b	300513	ESPADONS	-4.3 ± 0.2	15.8 ± 1.3
J21252752-8138278	250510	PHOENIX	11.9 ± 3.0	44.8 ± 4.2
J21334415-3453372	040610	PHOENIX	4.1 ± 3.7	109.2 ± 10.8
J21334415-3453372	260710	PHOENIX	6.3 ± 4.3	93.4 ± 13.1
J21351425-8706336	220810	PHOENIX	7.4 ± 3.6	56.5 ± 7.7
J21351425-8706336	040610	PHOENIX	16.1 ± 3.5	103.3 ± 10.4
J21374019+0137137	250510	PHOENIX	-2.1 ± 3.3	62.4 ± 9.4
J21370885-6036054	030610	PHOENIX	2.3 ± 0.2	7.2 ± 2.0
J21464282-8543046	210713	CRILES	23.5 ± 0.7	19.4 ± 2.8
J21471964-4803166	250510	PHOENIX	10.6 ± 2.7	40.7 ± 4.2
J21471964-4803166	170709	PHOENIX	10.0 ± 3.2	43.8 ± 4.6
J21490499-6413039	020810	PHOENIX	3.9 ± 3.2	76.3 ± 8.8
J22021626-4210329	170709	PHOENIX	-2.7 ± 0.5	10.2 ± 2.1
J22021626-4210329	240910	PHOENIX	-2.5 ± 0.5	10.2 ± 2.2
J22294830-4858285	110613	CRILES	21.7 ± 0.6	13.6 ± 2.5
J22445794-3315015	231010	PHOENIX	2.9 ± 0.6	14.5 ± 1.9
J22440873-5413183	181110	PHOENIX	2.6 ± 1.2	25.4 ± 2.2
J22440873-5413183	220810	PHOENIX	4.6 ± 1.6	29.2 ± 2.5
J22440873-5413183	280610	PHOENIX	0.8 ± 1.2	28.1 ± 3.4
J22440873-5413183	200511	CRILES	2.4 ± 1.5	26.3 ± 5.0
J22470872-6920447	170910	PHOENIX	38.7 ± 0.2	< 8.3
J22470872-6920447	250510	PHOENIX	17.3 ± 0.2	8.9 ± 3.3
J22470872-6920447	060709	PHOENIX	39.0 ± 0.2	< 8.3
J22470872-6920447	231010	PHOENIX	44.5 ± 0.2	8.9 ± 3.3
J23002791-2618431A	191110	PHOENIX	7.3 ± 0.3	< 6.1
J23002791-2618431B	191110	PHOENIX	6.6 ± 0.3	< 6.5
J23131671-4933154	030610	PHOENIX	2.1 ± 0.3	11.3 ± 2.9
J23131671-4933154	200511	CRILES	1.5 ± 0.4	11.7 ± 3.2
J23172807+1936469	200513	ESPADONS	4.4 ± 0.2	6.7 ± 1.0
J23204705-6723209A	220810	PHOENIX	6.4 ± 0.3	15.2 ± 3.2
J23204705-6723209B	220810	PHOENIX	6.8 ± 0.3	8.4 ± 2.5
J23204705-6723209A	080610	PHOENIX	6.6 ± 0.3	15.2 ± 3.2
J23204705-6723209B	080610	PHOENIX	6.3 ± 0.3	9.3 ± 2.7
J23221088-0301417	040809	PHOENIX	-5.5 ± 0.3	< 6.5
J23221088-0301417	250510	PHOENIX	-5.4 ± 0.3	< 6.5
J23261069-7323498	270510	PHOENIX	9.6 ± 3.2	65.4 ± 9.5
J23261069-7323498	040809	PHOENIX	8.2 ± 3.3	59.5 ± 8.4
J23261069-7323498	220411	CRILES	8.9 ± 3.5	67.5 ± 8.1
J23285763-6802338	170910	PHOENIX	10.7 ± 3.4	48.5 ± 6.5
J23285763-6802338	060709	PHOENIX	9.9 ± 3.2	50.7 ± 4.9
J23285763-6802338	270510	PHOENIX	11.9 ± 3.5	51.5 ± 6.8
J23314492-0244395	210811	ESPADONS	-5.3 ± 0.2	< 5.5
J23314492-0244395	190910	PHOENIX	-4.8 ± 0.3	< 4.7
J23314492-0244395	181110	PHOENIX	-4.7 ± 0.3	5.6 ± 2.0
J23314492-0244395	040809	PHOENIX	-4.9 ± 0.3	5.6 ± 2.0
J23323085-1215513	100613	CRILES	1.0 ± 0.5	< 8.7
J23323085-1215513	040809	PHOENIX	0.9 ± 0.5	< 9.1
J23320018-3917368	210811	ESPADONS	10.9 ± 0.2	5.6 ± 1.2
J23320018-3917368	191110	PHOENIX	11.1 ± 0.2	6.3 ± 1.9
J23320018-3917368	240910	PHOENIX	11.2 ± 0.2	6.3 ± 1.8
J23320018-3917368	040610	PHOENIX	11.1 ± 0.2	6.3 ± 1.8
J23452225-7126505	270510	PHOENIX	8.3 ± 0.3	12.3 ± 3.0
J23452225-7126505	060709	PHOENIX	8.9 ± 0.2	13.2 ± 2.9
J23452225-7126505	170910	PHOENIX	8.4 ± 0.2	13.2 ± 2.9
J23474694-6517249	170910	PHOENIX	6.4 ± 0.5	< 8.7
J23474694-6517249	190410	PHOENIX	6.1 ± 0.5	< 8.7

TABLE 8 — *Continued*

Name of star	Date (DDMMYY)	Instrument	RV (kms ⁻¹)	vsini (kms ⁻¹)					
J23513366+3127229	210811	<i>ESPADONS</i>	-13.6 ± 0.3	12.9 ± 1.3	J14252913-411332313	210513	<i>CRIRES</i>	-9.0 ± 4.0	91.0 ± 7.2
J04435686+3723033723	210811	<i>ESPADONS</i>	6.4 ± 0.2	10.6 ± 1.0	J14252913-411332313	270513	<i>ESPADONS</i>	-1.2 ± 1.3	95.3 ± 6.7
J10120908-312445124a	220413	<i>CRIRES</i>	14.7 ± 0.5	15.5 ± 2.6	J01373940+18353328-1	210811	<i>ESPADONS</i>	0.9 ± 0.3	16.6 ± 1.5
J10120908-312445124b	220413	<i>CRIRES</i>	14.4 ± 0.7	20.4 ± 2.8	J22004158+271513509-	210811	<i>ESPADONS</i>	-0.3 ± 0.5	52.9 ± 4.3

TABLE 9
 COMPILATION OF RV FROM THE LITERATURE

Name 2MASS	Spectral Type	RV (km s ⁻¹)	RV (km s ⁻¹)	RV (km s ⁻¹)
J00340843+2523498	K7Ve*	-12.4 ± 2.0 ^c	-8.8 ± 0.2 ^a	...
J01220441-3337036	K7Ve	4.8 ± 0.8 ^e	3.0 ± 1.4 ^c	4.7 ± 0.3 ^a
J01225093-2439505	M3.5V	9.6 ± 0.7 ^g	11.4 ± 0.2 ^a	...
J01521830-5950168	M2-3V	8.5 ± 2.3 ^h	7.9 ± 1.6 ^d	...
J02303239-4342232	K5Ve	16.3 ± 1.1 ^e	14.5 ± 2.4 ^h	...
J02365171-5203036	M2Ve	16.0 ± 0.1 ^e	14.6 ± 2.1 ^a	...
J03494535-6730350	K7V	16.3 ± 3.2 ^h	16.8 ± 0.2 ^a	...
J04435686+3723033	M3Ve	6.2 ± 2.0 ^c	6.4 ± 0.2 ^a	...
J04480066-5041255	K7Ve(vb)	19.3 ± 0.1 ^e	19.2 ± 0.3 ^a	...
J05082729-2101444	M5V	22.8 ± 3.8 ^b	23.6 ± 1.5 ^a	...
J05164586-5410168	M3V	15.1 ± 3.9 ^h	21.9 ± 0.4 ^a	...
J05254166-0909123	M3.5+M4	28.4 ± 0.5 ⁱ	25.7 ± 0.3 ^a	...
J05332558-5117131	K7V	20.5 ± 0.0 ^e	19.6 ± 0.4 ^a	...
J05335981-0221325	M3V	22.0 ± 1.3 ^b	20.9 ± 0.2 ^a	...
J11102788-3731520	M4Ve+M4Ve	15.6 ± 0.2 ^e	10.2 ± 0.4 ^a	...
J11254754-4410267	M4+M4.5	19.5 ± 2.0 ^l	20.9 ± 0.8 ^a	...
J17292067-5014529	M3Ve	-0.4 ± 0.8 ^e	0.3 ± 1.1 ^a	...
J18202275-1011131	K5Ve+K7Ve	-13.8 ± 0.8 ^e	-9.0 ± 1.0 ^k	...
J19102820-2319486	M4V	-8.0 ± 1.7 ^b	-6.9 ± 0.3 ^a	...
J19233820-4606316	M0V	-0.2 ± 1.1 ^j	-0.0 ± 0.3 ^a	...
J19312434-2134226	M2.5V	-26.0 ± 1.8 ⁱ	-25.5 ± 1.4 ^a	...
J19560438-3207376	M0V	-7.1 ± 2.2 ^h	-7.2 ± 0.4 ^d	...
J20013718-3313139	M1V	-5.6 ± 1.8 ^d	-3.6 ± 0.2 ^a	...
J20434114-2433534	M3.7+M4.1	-6.0 ± 0.9 ⁱ	-5.7 ± 0.5 ^a	...
J21100535-1919573	M2V	-6.3 ± 1.2 ^j	-5.7 ± 0.3 ^a	...
J23261069-7323498	M0V(sb)	7.8 ± 1.6 ^e	8.9 ± 3.3 ^a	...
J23323085-1215513	M0Ve	1.8 ± 0.7 ^e	0.9 ± 0.5 ^a	...
J23513366+3127229	M2V+L0	-13.5 ± 0.6 ^f	-13.6 ± 0.3 ^a	...

NOTE. — (a) this work; (b) Binks & Jeffries 2013 (c) Schlieder et al. 2010; (d) Kiss et al. 2011; (e) Torres et al. 2006; (f) Bowler et al. 2012; (g) Bowler et al. 2013; (h) RAVE; Zwitter et al. 2008; (i) Shkolnik et al. 2012; (j) Moór et al. 2013; (k) Montes et al. 2001; (l) Rodriguez et al. 2011.

TABLE 10
 COMPILATION OF $v \sin i$ FROM THE LITERATURE

Name 2MASS	Spectral Type	$v \sin i$ (km s^{-1})	$v \sin i$ (km s^{-1})
J01220441-3337036	K7Ve	4.9 ± 1.2^b	$< 5.8^a$
J02365171-5203036	M2Ve	36.0 ± 3.6^b	38.1 ± 3.5^a
J02414683-5259523	K6Ve	80.4 ± 3.8^b	80.0^c
J02414730-5259306	M2.5V	10.4 ± 1.9^b	8.0^c
J04480066-5041255	K7Ve(vb)	5.4 ± 1.2^b	$< 5.9^a$
J05332558-5117131	K7V	18.4 ± 1.2^b	$< 6.2^a$
J11102788-3731520	M4Ve+M4Ve	11.6 ± 1.2^b	$< 12.4^a$
J11211723-3446454	M1Ve	12.3 ± 1.2^b	10.0^c
J11211745-3446497	M1Ve	12.0 ± 1.2^b	10.0^c
J17130733-8552105	M0V	85.0^c	99.2 ± 9.3^a
J21100535-1919573	M2V	5.0^c	9.7 ± 1.2^a
J23261069-7323498	M0V(sb)	61.0 ± 0.8^b	64.1 ± 8.6^a
J23323085-1215513	M0Ve	8.8 ± 1.2^b	$< 9.0^a$

NOTE. — (a) this work; (b) Torres et al. 2006; (c) Glebocki & Gnacinski 2005.

TABLE 11
 COMPILATION OF X-RAY EMISSION FROM FIELD M DWARFS

Name 2MASS	Spectral Type	$\log f_x^a$ ($\text{erg s}^{-1} \text{cm}^{-2}$)	π (mas)	$\log L_x^b$ (erg s^{-1})	R_x	$v \sin i$ (km s^{-1})
J01123052-1659570	M4.5V	-11.73 ± 0.07	269.10 ± 7.60^c	27.49 ± 0.05	-3.54	2.50 ⁱ
J02001278+1303112	M4.5V	-11.94 ± 0.11	222.00 ± 5.00^d	27.45 ± 0.09	-3.64	3.80 ^j
J02164119-3059181	M3V	-11.87 ± 0.08	69.81 ± 3.10^c	28.52 ± 0.04	-3.37	5.00 ^k
J02441537+2531249	M3V	-12.52 ± 0.23	133.16 ± 2.26^c	27.31 ± 0.21	-4.55	2.80 ^g
J05015746-0656459	M4V	-12.31 ± 0.14	163.00 ± 26.00^e	27.35 ± 0.00	-3.96	3.20 ^e
J06000351+0242236	M4V	-11.53 ± 0.08	190.90 ± 1.90^f	27.98 ± 0.07	-3.49	7.40 ^g
J10112218+4927153	M0V	-12.02 ± 0.09	205.21 ± 0.54^c	27.44 ± 0.09	-5.26	2.80 ^j
J10121768-0344441	M1.5V	-12.51 ± 0.19	127.08 ± 1.90^c	27.37 ± 0.18	-4.90	1.80 ⁱ
J11474440+0048164	M4V	-12.28 ± 0.16	300.00 ± 1.50^g	26.84 ± 0.16	-4.41	2.00 ^g
J11510737+3516188	M1V	-12.30 ± 0.16	116.48 ± 1.19^c	27.65 ± 0.15	-4.46	3.30 ^g
J11314655-4102473	M3.5V	-11.38 ± 0.07	96.56 ± 2.39^c	28.73 ± 0.04	-3.14	18.00 ^j
J13295979+1022376	M0.5V	-12.44 ± 0.22	138.70 ± 2.90^g	27.35 ± 0.20	-4.83	1.30 ^g
J17283991-4653424	M3V	-11.86 ± 0.13	220.24 ± 1.42^c	27.53 ± 0.12	-4.33	3.20 ^k
J18073292-1557464	M4.5V	-11.90 ± 0.11	130.00 ± 3.70^g	27.95 ± 0.08	-3.12	3.00 ⁱ
J18185725+6611332	M4.5V	-12.49 ± 0.04	137.50 ± 27.50^h	27.31 ± 0.14	-3.67	14.60 ⁱ
J18494929-2350101	M3.5V	-11.25 ± 0.06	336.72 ± 2.03^c	27.78 ± 0.06	-3.50	4.00 ⁱ
J19510930+4628598	M4V	-12.16 ± 0.09	84.10 ± 2.40^h	28.06 ± 0.06	-3.40	22.00 ^j
J20303207+6526586	M2.5V	-12.11 ± 0.07	120.00 ± 3.10^g	27.81 ± 0.04	-4.14	3.20 ^g
J20531977+6209156	M0.5V	-12.34 ± 0.09	130.00 ± 3.60^g	27.51 ± 0.06	-4.93	2.80 ^g
J22011310+2818248	M4V	-11.55 ± 0.05	112.30 ± 3.00^c	28.43 ± 0.03	-3.19	35.10 ^j
J23415498+4410407	M5V	-11.79 ± 0.09	320.00 ± 1.10^g	27.28 ± 0.09	-3.76	1.20 ^g
J23430628+3632132	M4V	-12.20 ± 0.13	120.00 ± 2.90^g	27.72 ± 0.11	-3.64	2.60 ^g
J23491255+0224037	M1V	-12.47 ± 0.20	177.90 ± 5.60^g	27.11 ± 0.17	-4.89	3.00 ^g
J04374092+5253372	M0.5V	-12.40 ± 0.13	98.91 ± 1.01^c	27.68 ± 0.13	-4.81	2.60 ^j
J05420897+1229252	M4V	-13.08 ± 0.39	171.60 ± 4.00^c	26.53 ± 0.36	-4.95	2.90 ^g
J09411033+1312344	M1.5V	-12.39 ± 0.20	88.81 ± 1.68^c	27.79 ± 0.19	-4.32	2.50 ^j
J09535523+2056460	M4.5V	-12.87 ± 0.34	108.40 ± 2.30^g	27.13 ± 0.32	-3.85	16.50 ^g
J09560868+6247185	M0V	-12.49 ± 0.16	94.68 ± 1.26^c	27.64 ± 0.14	-4.82	2.50 ⁱ
J10251088-1013434	M1V	-13.13 ± 0.53	81.00 ± 1.91^c	27.13 ± 0.51	-5.09	2.50 ^j
J11023832+2158017	M0V	-11.84 ± 0.13	84.95 ± 1.05^c	28.39 ± 0.12	-3.96	2.50 ^j
J11474440+0048164	M4V	-12.28 ± 0.16	298.04 ± 2.30^c	26.85 ± 0.15	-4.41	2.00 ^g
J11510737+3516188	M1V	-12.30 ± 0.16	116.48 ± 1.19^c	27.65 ± 0.15	-4.46	2.50 ^j
J12375231-5200055	M3V	-12.14 ± 0.13	103.18 ± 2.31^c	27.91 ± 0.11	-4.12	2.90 ^k
J14021961+1341229	M0.5V	-12.91 ± 0.36	50.36 ± 2.04^c	27.76 ± 0.32	-4.59	4.00 ⁱ
J15215291+2058394	M1.5V	-11.16 ± 0.06	87.63 ± 1.81^c	29.04 ± 0.04	-3.24	6.50 ⁱ
J16252459+5418148	M2V	-13.00 ± 0.29	153.46 ± 0.99^c	26.71 ± 0.28	-5.08	2.50 ^j
J16570570-0420559	M3.5V	-11.66 ± 0.09	115.40 ± 1.50^f	28.30 ± 0.08	-3.16	10.70 ^j
J17435595+4322441	M2.5V	-13.01 ± 0.21	105.50 ± 1.18^c	27.02 ± 0.20	-5.01	2.50 ^j
J18050755-0301523	M1.0V	-12.62 ± 0.31	128.89 ± 1.43^c	27.24 ± 0.30	-4.90	2.50 ^j

NOTE. — (c) van Leeuwen (2007); (d) Houdebine (2012); (e) Delfosse et al. (1998); (f) Lépine & Gaidos (2011). (g) Jenkins et al. (2009); (h) Lepine & Shara (2005); (i) Reiners et al. (2012); (j) Glebocki & Gnacinski (2005); (k) Torres et al. (2006)

^a ROSAT X-ray flux calculated from Riaz et al. (2006, Section 5.4) in $\text{erg s}^{-1} \text{cm}^{-2}$.

^b ROSAT X-ray luminosity calculated from formulae on <http://heasarc.gsfc.nasa.gov/W3Browse/all/rassdsstar.html>.