

The QCD phase transition with physical-mass, chiral quarks

(HotQCD Collaboration)

Tanmoy Bhattacharya,¹ Michael I. Buchoff,^{2,3} Norman H. Christ,⁴
 H.-T. Ding,⁵ Rajan Gupta,¹ Chulwoo Jung,⁶ F. Karsch,^{6,7} Zhongjie Lin,⁴
 R. D. Mawhinney,⁴ Greg McGlynn,⁴ Swagato Mukherjee,⁶ David Murphy,⁴
 P. Petreczky,⁶ Chris Schroeder,² R. A. Soltz,² P. M. Vranas,² and Hantao Yin⁴

¹*Theoretical Division, Los Alamos National Laboratory, Los Alamos, NM 87544, USA*

²*Physics Division, Lawrence Livermore National Laboratory, Livermore CA 94550, USA*

³*Institute for Nuclear Theory, Box 351550, Seattle, WA 98195-1550, USA*

⁴*Physics Department, Columbia University, New York, NY 10027, USA*

⁵*Key Laboratory of Quark and Lepton Physics (MOE) and Institute of Particle Physics, Central China Normal University, Wuhan 430079, China*

⁶*Physics Department, Brookhaven National Laboratory, Upton, NY 11973, USA*

⁷*Fakultät für Physik, Universität Bielefeld, D-33615 Bielefeld, Germany*

We report on the first lattice calculation of the QCD phase transition using chiral fermions at physical values of the quark masses. This calculation uses 2+1 quark flavors, spatial volumes between $(4 \text{ fm})^3$ and $(11 \text{ fm})^3$ and temperatures between 139 and 196 MeV. Each temperature was calculated using a single lattice spacing corresponding to a temporal Euclidean extent of $N_t = 8$. The disconnected chiral susceptibility, χ_{disc} shows a pronounced peak whose position and height depend sensitively on the quark mass. We find no metastability in the region of the peak and a peak height which does not change when a 5 fm spatial extent is increased to 10 fm. Each result is strong evidence that the QCD “phase transition” is not first order but a continuous cross-over for $m_\pi = 135$ MeV. The peak location determines a pseudo-critical temperature $T_c = 155(1)(8)$ MeV. Chiral $SU(2)_L \times SU(2)_R$ symmetry is fully restored above 164 MeV, but anomalous $U(1)_A$ symmetry breaking is non-zero above T_c and vanishes as T is increased to 196 MeV.

PACS numbers: 11.15.Ha, 12.38.Gc

As the temperature of the QCD vacuum is increased above the QCD energy scale $\Lambda_{\text{QCD}} = 300$ MeV, asymptotic freedom implies that the vacuum breaking of chiral symmetry must disappear and the familiar chirally-asymmetric world of massive nucleons and light pseudo-Goldstone bosons must be replaced by an $SU(2)_L \times SU(2)_R$ symmetric plasma of nearly massless up and down quarks and gluons. Predicting, observing and characterizing this transition has been an experimental and theoretical goal since the 1980’s. General principles are consistent with this being either a first-order transition for sufficiently light pion mass or a second-order transition in the $O(4)$ universality class at zero pion mass with cross-over behavior for non-zero m_π . While second order behavior is commonly expected, first-order behavior may

be more likely if anomalous $U(1)_A$ symmetry is partially restored at T_c resulting in an effective $U_L(2) \times U_R(2)$ symmetry [1, 2].

The importance of the $SU(2)_L \times SU(2)_R$ chiral symmetry of QCD for the phase transition has motivated the widespread use of staggered fermions in lattice studies of QCD thermodynamics because this formulation possesses one exact chiral symmetry at finite lattice spacing, broken only by the quark mass. However, the flavor symmetry of the staggered fermion formulation is complicated showing an $SU_L(4) \times SU_R(4)$ “taste” symmetry that is broken by lattice artifacts and made to resemble the physical $SU(2)_L \times SU(2)_R$ symmetry by taking the square root of the Dirac determinant, a procedure believed to have a correct but subtle continuum limit for non-zero quark masses.

Because of these limitations, it is important to study these phenomena using a different fermion formulation, ideally one which supports the full $SU(2)_L \times SU(2)_R$ chiral symmetry of QCD at finite lattice spacing. It is such a study which we report here. We use Möbius domain wall fermions [3], a formulation in which the fermions are defined on a five-dimensional lattice. The extent in the fifth dimension, $L_s = 16$ or 24 , making the calculation at least 16 to 24 times more costly. However, the resulting theory possesses an accurate $SU(2)_L \times SU(2)_R$ symmetry, broken only by the input quark mass and the highly suppressed mixing between the left and right four-dimensional boundaries, where the low-energy fermions propagate. This residual chiral asymmetry is a short-distance phenomenon whose leading long-distance effect is to add a constant m_{res} to each input quark mass, m_q , giving a total mass $\tilde{m}_q = m_q + m_{\text{res}}$. Here the residual mass $m_{\text{res}} \approx 3$ MeV. Additional residual chiral symmetry breaking is $O(a^2)$ smaller [4].

Because of the computational cost of this formulation, the calculation reported here uses only one lattice spacing, a , at each temperature, corresponding to a single temporal extent of $N_t = 8$. The good agreement with experiment for f_π and f_K computed at our largest lattice spacing and a comparison of zero temperature results at our $T \approx 170$ lattice spacing with results from two smaller lattice spacings [5], suggest discretization errors of $\approx 5\%$ in our results. In contrast, the less costly staggered fermion calculations are performed using $N_t = 8, 10, 12$ and 16 . However, to make a controlled continuum extrapolation, the staggered fermion discretization errors are assumed to behave as a^2 . Potential non-linearities in the taste-breaking effects, which in zero-temperature staggered fermion calculations are handled using staggered chiral perturbation theory, are ignored because of the absence of a corresponding theory of finite-temperature taste breaking.

METHODS

The present calculation with $m_\pi = 135$ MeV and $32^3 \times 8$ and $64^3 \times 8$ volumes extends earlier domain wall fermion results with $m_\pi = 200$ MeV and $16^3 \times 8, 24^3 \times 8$ and $32^3 \times 8$ volumes [6, 7]. We use the same combination of the Iwasaki gauge action and dislocation suppressing determinant ratio (DSDR) exploited to reduce residual chiral symmetry breaking in these earlier studies. However, to enable calculations at $m_\pi = 135$ MeV with available computing resources we have changed the Shamir domain wall formulation to Möbius [3]. By choosing the Möbius parameters b and c of Ref. [3] so that $b - c = 1$, we insure that our Möbius Green's functions will agree at the 0.1% level with those of Shamir evaluated at a much larger L_s . Thus, our $m_\pi = 200$ and 135 MeV calculations are equivalent, including all lattice artifacts, except for the intended reduction in quark mass.

TABLE I. A summary of the $m_\pi = 135$ MeV ensembles. The units are MeV for the temperature T and $10^{-5}/a$ for the masses m_l, m_s and m_{res} . $N_{\text{st}}, N_{\text{tot}}$ and N_σ label the number of independent streams, the total equilibrated time units and the number of sites in each spatial direction, respectively.

T	β	N_σ	L_s	c	m_l	m_s	m_{res}	N_{st}	N_{tot}
139	1.633	32	24	1.5	22	5960	219(1)	4	5768
"	"	64	"	"	"	"	"	1	380
149	1.671	32	16	1.5	34	5538	175(1)	4	7823
"	"	64	"	"	"	"	"	3	2853
154	1.689	32	16	1.5	75	5376	120(4)	4	6108
159	1.707	32	16	1.5	112	5230	91(1)	3	8714
"	"	64	"	"	"	"	"	2	3431
164	1.725	32	16	1.5	120	5045	68(5)	4	7149
168	1.740	32	16	1.2	126	4907	57(1)	2	5840
"	"	64	"	"	"	"	"	1	1200
177	1.771	32	16	1.0	132	4614	43(1)	2	8467
186	1.801	32	16	1.0	133	4345	26(1)	2	10127
195	1.829	32	16	0.9	131	4122	19(1)	2	10124

Table I lists the parameters for the $m_\pi = 135$ MeV ensembles and the measured values for the residual mass. At the lowest temperatures, more than 90% of the quark mass is generated by residual chiral symmetry breaking. In addi-

tion to these 13 ensembles with $N_t = 8$, two calculations were performed at $T = 0$ with space-time volume $32^3 \times 64$. These used $\beta = 1.633$ (first reported here) and $\beta = 1.75$ [5] and correspond to our $T = 139$ MeV and $T \approx 170$ MeV when $N_t = 8$.

The choices of quark masses and assigned temperatures given in Tab. I were estimated from earlier work [5, 6]. Results from the new zero temperature ensemble at $\beta = 1.633$, obtained with the quark masses shown in Tab. I, are summarized in Tab. II and provide a check of these estimates. The resulting lattice spacing and pion mass are close to our targets while the kaon mass is lighter than expected, which may be unimportant for the quantities studied here. Of special interest is a comparison of the residual mass for this value of β given in Tabs. I and II. The 1.1% discrepancy is a measure of discretization error. Likewise the comparison with experiment of f_π and f_K gives 6% and 4% errors, indicating the size of discretization effects.

TABLE II. Results at $\beta = 1.633$ and $T = 0$ (in lattice units and MeV) from 25 configurations separated by at least 20 time units. We use M_Ω to fix the scale. Also listed are the experimental values.

	$1/a$	MeV	Expt.(MeV)
m_π	0.1181(5)	129.2(5)	135
m_K	0.4230(5)	462.5(5)	495
m_Ω	1.530(3)	1672.45	1672.45
$T = \frac{1}{8a}$	0.125	136.7(3)	—
f_π	0.1263(2)	138.1(2)	130.4
f_K	0.1483(4)	162.2(4)	156.1
m_{res}	0.00217(2)	—	—

RESULTS

Our most dramatic result is the temperature-dependent, disconnected chiral susceptibility χ_{disc} , plotted in Fig. 1. Three of the four lower curves show earlier results with $m_\pi = 200$ MeV on 16^3 , 24^3 and 32^3 volumes. A significant decrease in χ_{disc} is seen for temperatures below 165 MeV as the volume is increased above 16^3 ,

a volume dependence anticipated in earlier scaling [8, 9] and model [10] studies. The two higher curves show a large increase in χ_{disc} in the entire transition region for $m_\pi = 135$ MeV and both 32^3 and 64^3 volumes. The ratio of peak heights for the $m_\pi = 135$ and 200 MeV, 32^3 data is 2.1(0.2), which is consistent with the ratio 1.86 predicted by universal $O(4)$ scaling $\sim \tilde{m}_l^{1/\delta-1} \propto m_\pi^{-1.5854}$, only if the regular, mass-independent part of χ_{disc} is small.

This comparison of χ_{disc} with universal $O(4)$ scaling neglects the connected part of the chiral susceptibility. We find that the connected chiral susceptibility has a mild dependence on both the temperature and quark mass (as is expected if the δ screening mass remains non-zero at T_c) and so does not contribute to the singular part of the chiral susceptibility.

Also shown in this figure are HISQ results for $N_t = 12$ and a Goldstone pion mass of 161 MeV [7, 11]. If scaled to $m_\pi = 135$ MeV assuming this same $m_\pi^{-1.5854}$ behavior, the HISQ value for χ_{disc} is 50% smaller than that seen here. This discrepancy reaffirms the importance of an independent study of the order of the transition and calculation of T_c using chiral quarks.

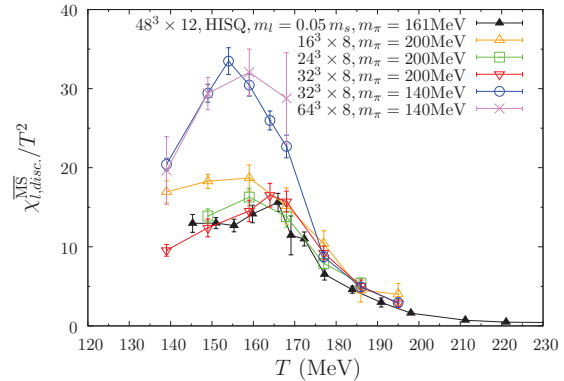


FIG. 1. The dependence of the disconnected chiral susceptibility on temperature for $m_\pi = 135$ and 200 MeV. The $m_\pi = 135$ MeV data shows a near $2\times$ increase over that for $m_\pi = 200$ MeV. HISQ results for $m_\pi = 161$ MeV [7, 11] are also plotted.

The peak shown in Fig. 1 implies a pseudo-critical temperature of 155(1)(8) MeV. The central value and statistical error are obtained by fitting the $T = 149, 154$ and 159 MeV values of $\chi_{\text{disc}}^{\overline{\text{MS}}}$ to a parabola. The second, systematic error reflects the expected 5% discretization error. We do not include a systematic error caused by our finite volume. While typically neglected when $N_\sigma/N_t \geq 4$, we lack the data needed for an empirical estimate. This result for T_c is consistent with the continuum limit for this quantity obtained using staggered fermions [11, 12].

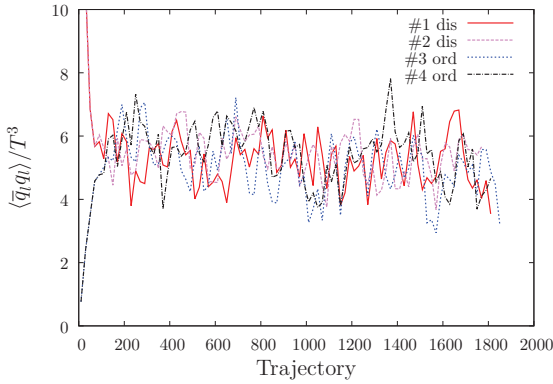


FIG. 2. The time histories of $\langle \bar{q}_l q_l \rangle$ for four streams with $T = 154$ MeV. Streams beginning with an ordered or disordered configuration are labeled “ord” and “dis”. Each point is the average of measurements made with 10 random sources on each of 20 configurations, separated by one time unit.

The order of the QCD phase transition can now be studied using the time-history of the chiral condensate for $T \approx T_c$. Figure 2 shows four time histories of $\langle \bar{q}_l q_l \rangle$ at $T = 154$ MeV. All four streams fluctuate over the same range of values, showing no metastable behavior and no difference between those streams starting from ordered versus disorder configurations. This and the failure of χ_{disc} to grow as 2^3 when the volume is increased from 32^3 to 64^3 provide strong evidence that for $m_\pi = 135$ MeV, the QCD phase transition is not first-order but a cross-over, a conclusion consistent with previous stag-

gered work [11, 13–15].

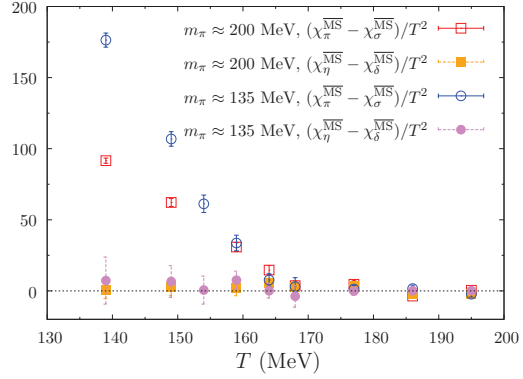


FIG. 3. Two susceptibility differences are shown that reflect the $SU(2)_L \times SU(2)_R$ symmetry of QCD and our chiral fermion formulation. Below T_c this symmetry is spontaneously broken. For $T > 164$ MeV we see accurate chiral symmetry.

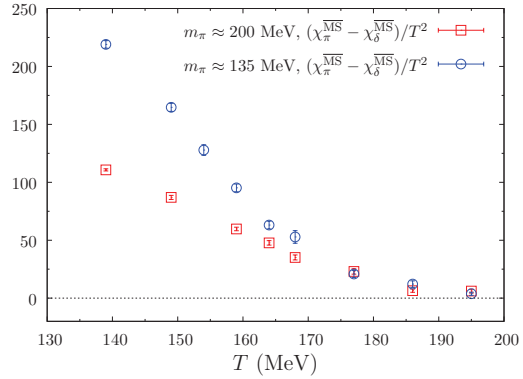


FIG. 4. The T -dependence of the anomalous $U(1)_A$ -breaking difference $\chi_\pi - \chi_\delta$, which remains non-zero and becomes mass independent for $T > 168$ MeV.

In Fig. 3 we show the $SU(2)_L \times SU(2)_R$ -breaking differences between the susceptibilities χ_π and χ_σ and between χ_δ and χ_η . Each pair of fields, $(\vec{\pi}, \sigma)$ and $(\vec{\delta}, \eta)$ forms a 4-dimensional representation of $SU(2)_L \times SU(2)_R$ symmetry. These $SU(2)_L \times SU(2)_R$ -breaking differences are large below T_c but have become zero for

$T > 164$ MeV. In Fig. 4 we show the difference $\chi_\pi - \chi_\delta$. This pair of quantities is related by the anomalous $U(1)_A$ transformation, a symmetry of the classical field theory that is broken by the axial anomaly. Figure 4 shows that this symmetry is not restored until at least $T \geq 196$ MeV. Also shown in this figure is the result from our earlier $m_\pi = 200$ MeV calculation [7]. The expected increase in $\chi_\pi - \chi_\delta$ with decreasing pion mass is seen for $T \leq T_c$. However, above $T = 168$ MeV this difference is still non-zero and has become mass independent, confirming our previous conclusion that this non-zero value is a result of the axial anomaly, not the small quark mass.

CONCLUSION

We have presented results from the first study of the QCD phase transition using chirally symmetric lattice fermions, physical quark masses and therefore three degenerate pions with $m_\pi \approx 135$ MeV. We find $T_c = 155(1)(8)$ MeV, similar to previous staggered fermion results, and see cross-over behavior, consistent with a second order critical point at zero quark mass. We show that anomalous symmetry breaking extends to temperatures approximately 30 MeV above T_c . Finally, we see a factor of two increase in the disconnected chiral susceptibility, χ_{disc} near T_c as m_π decreases from 200 to 135 MeV, similar to the expectations for critical $O(4)$ scaling, provided the regular part of χ_{disc} is small. However, in this region we find χ_{disc} 50% larger than that suggested by staggered fermion results.

These results may close a chapter in the study of the QCD phase transition. The cross-over character and pseudo-critical temperature of the transition have now been obtained using a formulation which respects the symmetries of QCD, uses physical values for both the strange and light quark masses and is performed for values of the inverse lattice spacing $1/a \geq 1.1$ GeV where 5% discretization errors are to be expected. This is a challenging calculation

with 5-dimensional lattice volumes as large as $64^3 \times 8 \times 24$ and a physically light quark mass. This study was made possible by the use of the DSDR action [16], Möbius fermions [3], highly efficient code [17] and substantial resources provided by the Lawrence Livermore National Laboratory. Of course, it remains important to continue to explore these questions at larger spatial volume and smaller lattice spacing when adequate resources become available.

ACKNOWLEDGEMENTS

Computing support for this work on the LLNL Vulcan BG/Q supercomputer came from the Lawrence Livermore National Laboratory (LLNL) Institutional Computing Grand Challenge program. We thank LLNL for funding from LDRD13-ERD-023. This work has been supported by the U. S. Department of Energy under contract DE-AC52-07NA27344 (LLNL). NHC, ZL, RDM, GM, DM and HY were supported in part by DOE grant DE-FG02-92ER40699. TB and RG were supported in part by DOE grant DE-KA-1401020. H-TD, FK, SM and PP were supported in part by DOE grant DE-AC02-98CH10886. MIB was supported in part by DOE grant DE-FG02-00ER41132 This work and the development of software used in this work has been supported in part through the Scientific Discovery through Advanced Computing (SciDAC) program funded by the U.S. Department of Energy, Office of Science, Advanced Scientific Computing Research and Nuclear Physics.

-
- [1] R. D. Pisarski and F. Wilczek, Phys.Rev. **D29**, 338 (1984).
 - [2] A. Pelissetto and E. Vicari, Phys.Rev. **D88**, 105018 (2013), arXiv:1309.5446 [hep-lat].
 - [3] R. C. Brower, H. Neff, and K. Orginos, (2012), arXiv:1206.5214 [hep-lat].

- [4] T. Blum *et al.*, Phys. Rev. **D69**, 074502 (2004), hep-lat/0007038.
- [5] R. Arthur *et al.* (RBC Collaboration, UKQCD Collaboration), Phys.Rev. **D87**, 094514 (2013), arXiv:1208.4412 [hep-lat].
- [6] A. Bazavov *et al.* (HotQCD Collaboration), Phys.Rev. **D86**, 094503 (2012), arXiv:1205.3535 [hep-lat].
- [7] M. I. Buchoff, M. Cheng, N. H. Christ, H. T. Ding, C. Jung, *et al.*, (2013), arXiv:1309.4149 [hep-lat].
- [8] J. Engels, S. Holtmann, T. Mendes, and T. Schulze, Phys.Lett. **B514**, 299 (2001), arXiv:hep-lat/0105028 [hep-lat].
- [9] J. Engels and F. Karsch, Phys.Rev. **D85**, 094506 (2012), arXiv:1105.0584 [hep-lat].
- [10] J. Braun, B. Klein, and P. Piasecki, Eur. Phys. J. **C71**, 1576 (2011).
- [11] A. Bazavov, T. Bhattacharya, M. Cheng, C. DeTar, H. Ding, *et al.*, Phys.Rev. **D85**, 054503 (2012), arXiv:1111.1710 [hep-lat].
- [12] S. Borsanyi *et al.* (Wuppertal-Budapest Collaboration), JHEP **1009**, 073 (2010), arXiv:1005.3508 [hep-lat].
- [13] C. Bernard *et al.* (MILC Collaboration), Phys.Rev. **D71**, 034504 (2005), arXiv:hep-lat/0405029 [hep-lat].
- [14] Y. Aoki, G. Endrodi, Z. Fodor, S. Katz, and K. Szabo, Nature **443**, 675 (2006), arXiv:hep-lat/0611014 [hep-lat].
- [15] M. Cheng, N. Christ, S. Datta, J. van der Heide, C. Jung, *et al.*, Phys.Rev. **D74**, 054507 (2006), arXiv:hep-lat/0608013 [hep-lat].
- [16] D. Renfrew, T. Blum, N. Christ, R. Mawhinney, and P. Vranas, PoS **LATTICE2008**, 048 (2008), arXiv:0902.2587 [hep-lat].
- [17] P. Boyle, PoS **LATTICE2012**, 020 (2012).