

Downlink and Uplink Energy Minimization Through User Association and Beamforming in Cloud RAN

Shixin Luo, Rui Zhang, and Teng Joon Lim

Abstract

The cloud radio access network (C-RAN) concept, in which densely deployed access points (APs) are empowered by cloud computing to cooperatively support mobile users (MUs), to improve mobile data rates, has been recently proposed. However, the high density of active (“on”) APs results in severe interference and also inefficient energy consumption. Moreover, the growing popularity of highly interactive applications with stringent uplink (UL) requirements, e.g. network gaming and real-time broadcasting by wireless users, means that the UL transmission is becoming more crucial and requires special attention. Therefore in this paper, we propose a joint downlink (DL) and UL MU-AP association and beamforming design to coordinate interference in the C-RAN for energy minimization, a problem which is shown to be NP hard. Due to the new consideration of UL transmission, it is shown that the two state-of-the-art approaches for finding computationally efficient solutions of joint MU-AP association and beamforming considering only the DL, i.e., group-sparse optimization and relaxed-integer programming, cannot be modified in a straightforward way to solve our problem. Leveraging on the celebrated UL-DL duality result, we show that by establishing a virtual DL transmission for the original UL transmission, the joint DL and UL optimization problem can be converted to an equivalent DL problem in C-RAN with two inter-related subproblems for the original and virtual DL transmissions, respectively. Based on this transformation, two efficient algorithms for joint DL and UL MU-AP association and beamforming design are proposed, whose performances are evaluated and compared with other benchmarking schemes through extensive simulations.

Index Terms

Cloud radio access network, green communication, uplink-downlink duality, group-sparse optimization, relaxed-integer programming, beamforming.

I. INTRODUCTION

To meet the fast growing mobile data volume driven by applications such as smartphones and tablets, the traditional wireless network architecture based on a single layer of macro-cells has shifted to one composed of smaller cells such as pico/femto cells with more densely deployed access points (APs).

Part of this paper has been submitted to the IEEE International Conference on Acoustics, Speech, and Signal Processing (ICASSP), 2014. S. Luo and T. J. Lim are with the Department of Electrical and Computer Engineering, National University of Singapore (e-mail: {shixin.luo, eleltj}@nus.edu.sg).

R. Zhang is with the Department of Electrical and Computer Engineering, National University of Singapore (e-mail: elezhang@nus.edu.sg). He is also with the Institute for Infocomm Research, A*STAR, Singapore.

Therefore, cloud radio access network (C-RAN) [1] has recently been proposed and drawn a great deal of attention. In a C-RAN, the distributed APs, also termed remote radio heads (RRHs), are connected to the baseband unit (BBU) pool through high bandwidth backhaul links, e.g. optical transport network [2], to enable centralized processing, collaborative transmission, and real-time cloud computing. As a result, significant rate improvement can be achieved due to reduced pathloss along with joint scheduling and signal processing.

However, with densely deployed APs, several new challenges arise in C-RAN. First, close proximity of many active (“on”) APs results in increased interference, and hence the transmit power of APs and/or mobile users (MUs) needs to be increased to meet any given transmission quality of service (QoS). Second, the amount of energy consumed by a large number of “on” APs [3] as well as by the transport network to support high-capacity connections with the BBU pool [4] will also become considerable. Such facts motivate us to optimize the energy consumption in C-RAN, which is the primary concern of this paper. In particular, both downlink (DL) and uplink (UL) transmissions are considered jointly. The studied C-RAN model consists of densely deployed APs jointly serving a set of distributed MUs, where CoMP based joint transmit/receive processing (beamforming) over all “on” APs is employed for DL/UL transmissions. Under this setup, we study a joint DL and UL MU-AP association and beamforming design problem to minimize the total energy consumption in the network subject to MUs’ given DL and UL QoS requirements. The energy saving is achieved by optimally assigning MUs to be served by the minimal subset of “on” APs, finding the power levels to transmit at all MUs and APs, and finding the beamforming vectors to use at the multi-antenna APs.

This problem has not been investigated to date, and the closest prior studies are [5]–[8]. However, the prior studies have all considered MU association and/or “on” AP selection problems from the DL perspective, which may result in inefficient transmit power of MUs or even their infeasible transmit power in the UL considering various possible asymmetries between the DL and UL in terms of channel, traffic and hardware limitation. Furthermore, with users increasingly using applications with high-bandwidth UL requirements, UL transmission is becoming more important. For example, the upload speed required for full high definition (HD) 1080p Skype video calling is about 20 Mbps [9]. Therefore, we need to account for both DL and UL transmissions while designing the MUs association and “on” APs selection scheme. It is worth noting that the joint MUs association and “on” APs selection is mathematically analogous to the problem of antenna selection in large multiple-input multiple-output (MIMO) systems [10], which

aims to reduce the the number of radio transmission chains and hence the energy consumption and signal processing overhead. The connection between these two problems can be recognized by treating the C-RAN as a virtual distributed large MIMO system.

In terms of other related work, there have been many attempts to optimize the energy consumption in cellular networks, but only over a single dimension each time, e.g. power control [11], [12], AP “on/off” control [13]–[15], and coordinated multi-point (CoMP) transmission [16], [17]. The authors in [11] proposed an algorithm to adapt MUs’ transmitter power levels and switch them between cell-sites, and the algorithm was shown to converge to the association of MUs to cells which minimizes the interference. To avoid an infeasible power allocation, it was suggested in [12] to gradually remove the MUs that cannot be supported due to their limited transmit power budgets. In addition to achieving energy saving from MUs’ perspective, [13]–[15] proposed to switch off the APs that are under light load to save energy by exploiting the fact that the traffic load in cellular networks fluctuates substantially over both space and time due to user mobility and traffic burstiness. Cooperation among different cells or APs could be another possible way to mitigate the interference and achieve energy-efficient communication. For example, if a certain cluster of APs can jointly support all the MUs, the intercell interference can be further reduced especially for the cell-edge MUs [16], [17]. A judicious combination of these techniques should provide the best solution, and this is the direction of our work.

Unfortunately, the considered joint DL and UL MU-AP association and beamforming design problem in this paper involves integer programming and thus is NP hard. To tackle this difficulty, two different approaches, i.e., group-sparse optimization (GSO) and relaxed-integer programming (RIP), have been adopted in [6] and [8], respectively, to solve a similar DL-only problem, where two polynomial-time algorithms were proposed and shown to achieve good performance through simulations. In particular, the GSO approach is motivated by the fact that in the C-RAN with densely deployed APs, only a small fraction of the total number of APs needs to be “on” for meeting all MUs’ QoS. However, due to the new consideration of UL transmission in this paper, we will show that the algorithms proposed in [6], [8] cannot be applied directly to solve our problem, which further motivates this work. First, we extend the GSO based algorithm [6] to solve the joint DL and UL optimization. Then, we show that the same idea can also be applied to modify the RIP based algorithm [8]. Finally, we verify the effectiveness of our proposed algorithms by extensive simulations from three perspectives: ensuring feasibility for both DL and UL transmissions; achieving optimal network energy saving with MU-AP association; and flexibly

adjusting various power consumption tradeoffs between “on” APs and MUs.

Specifically, to obtain an efficient solution for the problem of joint DL and UL MU-AP association and beamforming based on the GSO approach, we first ignore the individual power constraints at all MUs and APs. Then, by establishing a virtual DL transmission for the original UL transmission in C-RAN based on the celebrated UL-DL duality result [28], which is shown to be essential to overcome a critical scaling issue in the UL receive beamforming design, we transform the problem to an equivalent DL problem with two inter-related subproblems corresponding to the original and virtual DL transmissions, respectively, and thereby obtain an efficient solution by applying GSO techniques [26]. However, we further show that it is nontrivial to incorporate the per-MU power constraints into our developed algorithm due to the lack of an efficient characterization of minimum power consumption trade-offs among different MUs in the UL transmission. To resolve this issue, we propose a price based iterative method to further optimize the set of “on” APs while satisfying the per-MU power constraints. A similar method is also proposed for the RIP based algorithm to deal with the per-MU power constraints.

It is worth pointing out that as the baseband processing is migrated to a central unit, i.e., BBU pool, the data exchanged between the APs and the BBU pool includes oversampled real-time digital signals with very high bit rates (in the order of Gbps). As a result, the capacity requirement for the backhaul links becomes far more stringent in the C-RAN. Given finite backhaul capacity, the optimal strategy for backhaul compression and quantization has been studied recently in e.g. [18]–[20]. In this paper, however, we focus on addressing the energy consumption (including both transmission and non-transmission related portions) issue in the C-RAN, which is also one of the major concerns for future cellular networks, by assuming that the backhaul transport network is provisioned with sufficiently large capacity. Note that the optical network has been widely accepted as a good option to implement the high-bandwidth backhaul transport network [2].

The rest of this paper is organized as follows. Section II introduces the C-RAN model, and the power consumption models for the APs and MUs. Section III presents our problem formulation, introduces the two existing approaches, namely GSO and RIP, and explain the new challenges in solving the joint DL and UL optimization. Section IV presents our proposed algorithms based on the virtual DL representation of the UL transmission. Section V shows numerical results. Finally, Section VI concludes the paper.

Notations: Boldface letters refer to vectors (lower case) or matrices (upper case). For an arbitrary-size matrix \mathbf{M} , \mathbf{M}^* , \mathbf{M}^H , and \mathbf{M}^T denote the complex conjugate, conjugate transpose and transpose of \mathbf{M} ,

respectively. The distribution of a circularly symmetric complex Gaussian (CSCG) random vector with mean vector \mathbf{x} and covariance matrix Σ is denoted by $\mathcal{CN}(\mathbf{x}, \Sigma)$; and \sim stands for “distributed as”. $\mathbb{C}^{x \times y}$ denotes the space of $x \times y$ complex matrices. $\|\mathbf{x}\|$ denotes the Euclidean norm of a complex vector \mathbf{x} , and $|z|$ denotes the magnitude of a complex number z .

II. SYSTEM MODEL

We consider a densely deployed C-RAN [1], [22] consisting of N access points (APs), denoted by the set $\mathcal{N} = \{1, \dots, N\}$. The set of distributed APs jointly support K randomly located mobile users (MUs), denoted by the set $\mathcal{K} = \{1, \dots, K\}$, for both downlink (DL) and uplink (UL) communications. In this paper, for the purpose of exposition, we consider linear precoding and decoding in the DL and UL, respectively, which is jointly designed at the BBU pool assuming the perfect channel knowledge for all MUs. The results in this paper can be readily extended to the case with more complex nonlinear precoding/decoding such as dirty-paper coding (DPC) [21] and multiuser detection with successive interference cancelation (SIC) [37]. We also assume that each AP n , $n \in \mathcal{N}$, is equipped with $M_n \geq 1$ antennas, and all MUs are each equipped with one antenna. Let $\sum_{n=1}^N M_n = M$. It is further assumed that there exist ideal low-latency backhaul transport links with sufficiently large capacity (e.g. optical fiber) connecting the set of APs to the BBU pool, which performs all the baseband signal processing and transmission scheduling for all APs. The centralized architecture results in efficient coordination of the transmission/reception among all the APs, which can also be opportunistically utilized depending on the traffic demand.

We consider a quasi-static fading environment, and denote the channel vector in the DL from AP n to MU i and that in the UL from MU i to AP n as $\mathbf{h}_{i,n}^H \in \mathbb{C}^{1 \times M_n}$ and $\mathbf{g}_{i,n} \in \mathbb{C}^{M_n \times 1}$, respectively. Let the vector consisting of the channels from all the APs to MU i and that consisting of the channels from MU i to all the APs be $\mathbf{h}_i^H = [\mathbf{h}_{i,1}^H, \dots, \mathbf{h}_{i,N}^H]$ and $\mathbf{g}_i = [\mathbf{g}_{i,1}^T, \dots, \mathbf{g}_{i,N}^T]^T$, respectively. There are two main techniques for separating DL and UL transmissions on the same physical transmission medium, i.e., time-division duplex (TDD) and frequency-division duplex (FDD). If TDD is assumed, channel reciprocity is generally assumed to hold between DL and UL transmissions, which means that the channel vector \mathbf{g}_i in the UL is merely the transpose of that \mathbf{h}_i^H in the DL, i.e., $\mathbf{g}_i = \mathbf{h}_i^*$, $\forall i \in \mathcal{K}$. However, if FDD is assumed, \mathbf{h}_i 's and \mathbf{g}_i 's are different in general.

A. DL Transmission

In DL transmission, the transmitted signal from all APs can be generally expressed as

$$\mathbf{x}^{\text{DL}} = \sum_{i=1}^K \mathbf{w}_i^{\text{DL}} s_i^{\text{DL}} \quad (1)$$

where $\mathbf{w}_i^{\text{DL}} \in \mathbb{C}^{M \times 1}$ is the beamforming vector for all APs to cooperatively send one single stream of data signal s_i^{DL} to MU i , which is assumed to be a complex random variable with zero mean and unit variance. Then, the transmitted signal from AP n can be expressed as

$$\mathbf{x}_n^{\text{DL}} = \sum_{i=1}^K \mathbf{w}_{i,n}^{\text{DL}} s_i^{\text{DL}}, \quad n = 1, \dots, N \quad (2)$$

where $\mathbf{w}_{i,n}^{\text{DL}} \in \mathbb{C}^{M_n \times 1}$ is the n th block component of \mathbf{w}_i^{DL} , corresponding to the transmit beamforming vector at AP n for MU i . Note that $\mathbf{x}^{\text{DL}} = [(\mathbf{x}_1^{\text{DL}})^T, \dots, (\mathbf{x}_N^{\text{DL}})^T]^T$ and $\mathbf{w}_i^{\text{DL}} = [(\mathbf{w}_{i,1}^{\text{DL}})^T, \dots, (\mathbf{w}_{i,N}^{\text{DL}})^T]^T$, $i = 1, \dots, K$. From (2), the transmit power of AP n in DL is obtained as

$$p_n^{\text{DL}} = \sum_{i=1}^K \|\mathbf{w}_{i,n}^{\text{DL}}\|^2, \quad n = 1, \dots, N. \quad (3)$$

We assume that there exists a maximum transmit power constraint for each AP n , i.e.,

$$p_n^{\text{DL}} \leq P_{n,\max}^{\text{DL}}, \quad n = 1, \dots, N. \quad (4)$$

The received signal at the i th MU is then expressed as

$$y_i^{\text{DL}} = \mathbf{h}_i^H \mathbf{w}_i^{\text{DL}} s_i^{\text{DL}} + \sum_{j \neq i}^K \mathbf{h}_i^H \mathbf{w}_j^{\text{DL}} s_j^{\text{DL}} + z_i^{\text{DL}}, \quad i = 1, \dots, K \quad (5)$$

where z_i^{DL} is the receiver noise at MU i , which is assumed to be a circularly symmetric complex Gaussian (CSCG) random variable with zero mean and variance σ^2 , denoted by $z_i^{\text{DL}} \sim \mathcal{CN}(0, \sigma^2)$. Treating the interference as noise, the signal-to-interference-plus-noise ratio (SINR) in DL for MU i is given by

$$\text{SINR}_i^{\text{DL}} = \frac{|\mathbf{h}_i^H \mathbf{w}_i^{\text{DL}}|^2}{\sum_{j \neq i} |\mathbf{h}_i^H \mathbf{w}_j^{\text{DL}}|^2 + \sigma^2}, \quad i = 1, \dots, K. \quad (6)$$

B. UL Transmission

In UL transmission, the transmitted signal from MU i is given by

$$x_i^{\text{UL}} = \sqrt{p_i^{\text{UL}}} s_i^{\text{UL}}, \quad i = 1, \dots, K \quad (7)$$

where p_i^{UL} denotes the transmit power of MU i , and s_i^{UL} is the information bearing signal which is assumed to be a complex random variable with zero mean and unit variance. With $P_{i,\max}^{\text{UL}}$ denoting the transmit power limit for MT i , it follows that

$$p_i^{\text{UL}} \leq P_{i,\max}^{\text{UL}}, \quad i = 1, \dots, K. \quad (8)$$

The received signal at all APs is then expressed as

$$\mathbf{y}^{\text{UL}} = \sum_{i=1}^K \mathbf{g}_i \sqrt{p_i^{\text{UL}}} s_i^{\text{UL}} + \mathbf{z}^{\text{UL}} \quad (9)$$

where $\mathbf{z}^{\text{UL}} \in \mathbb{C}^{M \times 1}$ denotes the receiver noise vector at all APs consisting of independent CSCG random variables each distributed as $\mathcal{CN}(0, \sigma^2)$. Let $\mathbf{v}_i^{\text{UL}} \in \mathbb{C}^{M \times 1}$ denote the receiver beamforming vector used to decode s_i^{UL} from MU i . Then the SINR in UL for MU i after applying \mathbf{v}_i^{UL} is given by

$$\text{SINR}_i^{\text{UL}} = \frac{p_i^{\text{UL}} |(\mathbf{v}_i^{\text{UL}})^T \mathbf{g}_i|^2}{\sum_{j \neq i} p_j^{\text{UL}} |(\mathbf{v}_i^{\text{UL}})^T \mathbf{g}_j|^2 + \sigma^2 \|\mathbf{v}_i^{\text{UL}}\|^2}, \quad i = 1, \dots, K. \quad (10)$$

Let $\mathbf{v}_{i,n}^{\text{UL}} \in \mathbb{C}^{M_n \times 1}$ denote the n th block component in \mathbf{v}_i^{UL} , corresponding to the receive beamforming vector at AP n for MU i . We thus have $\mathbf{v}_i^{\text{UL}} = [(\mathbf{v}_{i,1}^{\text{UL}})^T, \dots, (\mathbf{v}_{i,N}^{\text{UL}})^T]^T$, $i = 1, \dots, K$.

C. Energy Consumption Model

The total energy consumption in the C-RAN comprises of the energy consumed by all APs and all MUs. From (1) and (7), the total transmit power of all APs in DL and that of all MUs in UL can be expressed as $P_t^{\text{DL}} = \sum_{i=1}^K \|\mathbf{w}_i^{\text{DL}}\|^2$ and $P_t^{\text{UL}} = \sum_{i=1}^K p_i^{\text{UL}}$, respectively.

Besides the static power consumption at each AP n due to e.g. real-time A/D and D/A processing, denoted as $P_{s,n}$, $\forall n \in \mathcal{N}$, in C-RAN with centralized processing, the extensive use of high-capacity backhaul links to connect all APs with the BBU pool makes the power consumption of the transport network no more negligible [4]. For example, consider the passive optical network (PON) to implement the backhaul transport network [2]. The PON assigns an optical line terminal (OLT) to connect to a set of associated optical network units (ONUs), which coordinate the set of transport links connecting all the APs to the BBU pool, each through a single fiber. For simplicity, the resulting power consumption in the PON can be modeled as [2]

$$P_{\text{PON}} = P_{\text{OLT}} + \sum_{n=1}^N P_{\text{ONU},n} \quad (11)$$

where P_{OLT} and $P_{\text{ONU},n}$ are both constant and denote the power consumed by the OLT and the transport link associated with AP n , respectively.

Moreover, we consider that for energy saving, some APs and their associated transport links can be switched off (or into sleep mode with negligible power consumption); thus, the total static power consumption of AP n , denoted by $P_{c,n} = P_{s,n} + P_{\text{ONU},n}$, $n \in \mathcal{N}$, can be saved if AP n and its associated transport link are switched off for both transmission in DL and UL. For convenience, we express the total static power consumption of all “on” APs as

$$P_c = \sum_{n=1}^N \mathbf{1}_n(\{\mathbf{w}_{i,n}^{\text{DL}}, \{\mathbf{v}_{i,n}^{\text{UL}}\}) P_{c,n} \quad (12)$$

where $\mathbf{1}_n(\cdot)$, $n \in \mathcal{N}$, is an indicator function for AP n , which is defined as

$$\mathbf{1}_n(\{\mathbf{w}_{i,n}^{\text{DL}}, \{\mathbf{v}_{i,n}^{\text{UL}}\}) = \begin{cases} 0 & \text{if } \mathbf{w}_{i,n}^{\text{DL}} = \mathbf{v}_{i,n}^{\text{UL}} = \mathbf{0}, \forall i \in \mathcal{K} \\ 1 & \text{otherwise.} \end{cases} \quad (13)$$

Note that in practical PON systems, the OLT in general cannot be switched off as it plays the role of distributor, arbitrator, and aggregator of the transport network, which has a typical fixed power consumption of $P_{\text{OLT}} = 20\text{W}$ [2]. We thus ignore P_{OLT} since it is only a constant. From (13), MU i is associated with an “on” AP n if its corresponding transmit and/or receive beamforming vector at AP n is nonzero, i.e., $\mathbf{w}_{i,n}^{\text{DL}} \neq \mathbf{0}$ and/or $\mathbf{v}_{i,n}^{\text{UL}} \neq \mathbf{0}$. Under this setup, it is worth pointing out that each MU i is allowed to connect with two different sets of APs for DL and UL transmissions, respectively, e.g. $\mathbf{w}_{i,n}^{\text{DL}} \neq \mathbf{0}$ but $\mathbf{v}_{i,n}^{\text{UL}} = \mathbf{0}$ for some $n \in \mathcal{N}$, which is promising to be implemented in next generation cellular networks [23]. Furthermore, from (13), AP n could be switched off only if it does not serve any MU.

We aim to minimize the total energy consumption in the C-RAN, including that due to transmit power of all MUs (but ignoring any static power consumption of MU terminals) as well as that due to transmit power and static power of all “on” APs. Therefore, we consider the following weighted sum-power as our design metric:

$$P_{\text{total}}(\{\mathbf{w}_i^{\text{DL}}, \{\mathbf{v}_i^{\text{UL}}\}) = \left(\sum_{n=1}^N \mathbf{1}_n(\{\mathbf{w}_{i,n}^{\text{DL}}, \{\mathbf{v}_{i,n}^{\text{UL}}\}) P_{c,n} + \sum_{i=1}^K \|\mathbf{w}_i^{\text{DL}}\|^2 \right) + \lambda \left(\sum_{i=1}^K p_i^{\text{UL}} \right) \quad (14)$$

where $\lambda \geq 0$ is a weight to trade off between the total energy consumptions between all the “on” APs and all MUs.

III. PROBLEM FORMULATION AND TWO SOLUTION APPROACHES

To minimize the weighted power consumption in (14), we jointly optimize the DL and UL MU-AP association and transmit/receive beamforming by considering the following problem.

$$(P1) : \underset{\{\mathbf{w}_i^{\text{DL}}\}, \{\mathbf{v}_i^{\text{UL}}\}, \{p_i^{\text{UL}}\}}{\text{Min.}} \quad P_{\text{total}}(\{\mathbf{w}_i^{\text{DL}}\}, \{\mathbf{v}_i^{\text{UL}}\}) \quad (15)$$

$$\text{s.t.} \quad \text{SINR}_i^{\text{DL}} \geq \gamma_i^{\text{DL}}, \forall i \in \mathcal{K} \quad (16)$$

$$\text{SINR}_i^{\text{UL}} \geq \gamma_i^{\text{UL}}, \forall i \in \mathcal{K} \quad (17)$$

$$p_n^{\text{DL}} \leq P_{n,\text{max}}^{\text{DL}}, \quad \forall n \in \mathcal{N} \quad (18)$$

$$0 \leq p_i^{\text{UL}} \leq P_{i,\text{max}}^{\text{UL}}, \forall i \in \mathcal{K} \quad (19)$$

where γ_i^{DL} and γ_i^{UL} are the given SINR requirements of MU i for the DL and UL transmissions, respectively. In the rest of this paper, the constraints in (18) and (19) are termed per-AP and per-MU power constraints, respectively. Problem (P1) can be shown to be non-convex due to the implicit integer programming involved due to indicator function $\mathbf{1}_n(\cdot)$'s in the objective. Prior to solving problem (P1), we first need to check its feasibility. Since the DL and UL transmissions are coupled only by the objective function in (15), the feasibility of problem (P1) can be checked by considering two separate feasibility problems: one for the DL and the other for the UL, which have both been well studied in the literature [24] and thus the details are omitted here for brevity. For the rest of this paper, we assume that problem (P1) is always feasible if all APs are switched on.

As mentioned in Section I, the problem of joint MU-AP association and transmit beamforming subject to MUs' QoS and per-AP power constraints for power minimization in the DL-only transmission has been recently studied in [6], [8] using the approaches of GSO and RIP, respectively, where two different polynomial-time algorithms were proposed and shown to both achieve good performance by simulations. In contrast, problem (P1) in this paper considers both DL and UL transmissions to address possible asymmetries between the DL and UL in terms of channel realization, traffic load and hardware limitation. Furthermore, considering that MUs are usually powered by finite-capacity batteries as compared to APs that are in general powered by the electricity grid, we study the power consumption tradeoffs between APs and MUs by minimizing the weighted sum-power $P_{\text{total}}(\{\mathbf{w}_i^{\text{DL}}\}, \{\mathbf{v}_i^{\text{UL}}\})$ in (P1). Therefore, the problems considered in [6], [8] can be treated as special cases of (P1).

In the following, we show that due to the new consideration of UL transmission, the algorithms proposed

in [6], [8] based on GSO and RIP for solving the DL optimization cannot be applied directly to solve (P1), which thus motivates us to find a new method to resolve this issue in Section IV.

A. GSO based Solution

Given the fact that the static power, i.e., $P_{c,n}$, is in practice significantly larger than the transmit power at each AP n , to minimize the total network energy consumption [2], [25], it is conceivable that for the optimal solution of (P1) only a subset of N APs should be “on”. As a result, a “group-sparse” property can be inferred from the following concatenated beamforming vector:

$$[[\hat{\mathbf{w}}_1^{\text{DL}}, \hat{\mathbf{v}}_1^{\text{UL}}], \dots, [\hat{\mathbf{w}}_N^{\text{DL}}, \hat{\mathbf{v}}_N^{\text{UL}}]] \quad (20)$$

in which $\hat{\mathbf{w}}_n^{\text{DL}} = [(\mathbf{w}_{1,n}^{\text{DL}})^T, \dots, (\mathbf{w}_{K,n}^{\text{DL}})^T]$ and $\hat{\mathbf{v}}_n^{\text{UL}} = [(\mathbf{v}_{1,n}^{\text{UL}})^T, \dots, (\mathbf{v}_{K,n}^{\text{UL}})^T]$, $n = 1, \dots, N$, i.e., the beamforming vectors are grouped according to their associated APs. If AP n is off, its corresponding block $[\hat{\mathbf{w}}_n^{\text{DL}}, \hat{\mathbf{v}}_n^{\text{UL}}]$ in (20) needs to be zero. Consequently, the fact that a small subset of deployed APs is selected to be “on” implies that the concatenated beamforming vector in (20) should contain only a very few non-zero block components.

One well-known approach to enforce desired group sparsity in the obtained solutions for optimization problems is by adding to the objective function an appropriate penalty term. The widely used group sparsity enforcing penalty function, which was first introduced in the context of the group least-absolute selection and shrinkage operator (LASSO) problem [26], is the mixed $\ell_{1,2}$ norm. In our case, such a penalty is expressed as

$$\sum_{n=1}^N \|[\hat{\mathbf{w}}_n^{\text{DL}}, \hat{\mathbf{v}}_n^{\text{UL}}]\|. \quad (21)$$

The $\ell_{1,2}$ norm in (21), similar to ℓ_1 norm, offers the closest convex approximation to the ℓ_0 norm over the vector consisting of ℓ_2 norms $\{\|[\hat{\mathbf{w}}_n^{\text{DL}}, \hat{\mathbf{v}}_n^{\text{UL}}]\|\}_{n=1}^N$, implying that each $\|[\hat{\mathbf{w}}_n^{\text{DL}}, \hat{\mathbf{v}}_n^{\text{UL}}]\|$ is desired to be set to zero to obtain group sparsity.

More generally, the mixed $\ell_{1,p}$ norm has also been shown to be able to recover group sparsity with $p > 1$ [31], among which the $\ell_{1,\infty}$ norm, defined as

$$\sum_{n=1}^N \max \left(\max_{i,j} |w_{i,n}^{\text{DL}}(j)|, \max_{i,j} |v_{i,n}^{\text{UL}}(j)| \right) \quad (22)$$

has been widely used [10]. Compared with $\ell_{1,2}$ norm, $\ell_{1,\infty}$ norm has the potential to obtain more sparse solution but may lead to undesired solution with components of equal magnitude. In this paper, we focus

on the $\ell_{1,2}$ norm in (21) for our study. We will compare the performance of $\ell_{1,2}$ and $\ell_{1,\infty}$ norms by simulations in Section V.

According to [5], [6], at first glance it seems that using the $\ell_{1,2}$ norm, problem (P1) can be approximately solved by replacing the objective function with

$$\sum_{n=1}^N \beta_n \sqrt{\sum_{i=1}^K \|\mathbf{w}_{i,n}^{\text{DL}}\|^2 + \|\mathbf{v}_{i,n}^{\text{UL}}\|^2} + \sum_{i=1}^K \|\mathbf{w}_i^{\text{DL}}\|^2 + \lambda \sum_{i=1}^K p_i^{\text{UL}} \quad (23)$$

where $\sum_{n=1}^N \beta_n \sqrt{\sum_{i=1}^K \|\mathbf{w}_{i,n}^{\text{DL}}\|^2 + \|\mathbf{v}_{i,n}^{\text{UL}}\|^2}$ can be treated as a convex relaxation of the indicator functions in (14), and $\beta_n \geq 0$ indicates the relative importance of the penalty term associated with AP n . However, problem (P1) with (23) as the objective function is still non-convex due to the constraints in (16) and (17). Furthermore, since the UL receive beamforming vector \mathbf{v}_i^{UL} 's can be scaled down to be arbitrarily small without affecting the UL SINR defined in (10), minimizing (23) directly will result in all \mathbf{v}_i^{UL} 's going to zero. To be more specific, let $\hat{\mathbf{w}}_i^{\text{DL}}$ and $\hat{\mathbf{v}}_i^{\text{UL}}$ denote the optimal solution of problem (P1) with (23) as the objective function. Then, it follows that

$$\hat{\mathbf{v}}_i^{\text{UL}} \approx \mathbf{0}, \quad \forall i \in \mathcal{K} \quad (24)$$

and $\hat{\mathbf{w}}_i^{\text{DL}}, \forall i \in \mathcal{K}$, preserves the “group-sparse” property where the non-zero block components correspond to the “on” APs. Two issues thus arise: first, the UL does not contribute to the selection of “on” APs; second, the set of selected “on” APs based on the DL only cannot guarantee the QoS requirements for the UL. As a result, the $\ell_{1,2}$ norm penalty term in (23) or more generally the $\ell_{1,p}$ norm penalty does not work for the joint DL and UL AP selection in our problem, and hence the algorithm proposed in [5], [6], which involves only the DL transmit beamforming vector \mathbf{w}_i^{DL} 's, cannot be modified in a straightforward way to solve our problem.

B. RIP based Solution

Next, we reformulate problem (P1) by introducing a set of binary variable ρ_n 's indicating the “on/off” state of each AP as follows.

$$(P2) : \quad \underset{\{\mathbf{w}_i^{\text{DL}}\}, \{\mathbf{v}_i^{\text{UL}}\}, \{p_i^{\text{UL}}\}, \{\rho_n\}}{\text{Min.}} \quad \left(\sum_{n=1}^N \rho_n P_{c,n} + \sum_{i=1}^K \|\mathbf{w}_i^{\text{DL}}\|^2 \right) + \lambda \left(\sum_{i=1}^K p_i^{\text{UL}} \right) \quad (25)$$

$$\text{s.t.} \quad (16), (17), (18), \text{ and } (19) \quad (26)$$

$$\sum_{i=1}^K \|\mathbf{w}_{i,n}^{\text{DL}}\|^2 + \|\mathbf{v}_{i,n}^{\text{UL}}\|^2 \leq \rho_n (P_{n,\max}^{\text{DL}} + \eta), \quad \forall n \in \mathcal{N} \quad (27)$$

$$\rho_n \in \{0, 1\}, \quad \forall n \in \mathcal{N} \quad (28)$$

where $\eta > 0$ is a constant with arbitrary value. Note that the on-off constraints in (27) are inspired by the well-known big- M method [27]: if $\rho_n = 0$, the constraint (27) ensures that $\mathbf{w}_{i,n}^{\text{DL}} = \mathbf{v}_{i,n}^{\text{UL}} = \mathbf{0}, \forall i \in \mathcal{K}$; if $\rho_n = 1$, the constraint has no effect on $\mathbf{w}_{i,n}^{\text{DL}}$ and $\mathbf{v}_{i,n}^{\text{UL}}, \forall i \in \mathcal{K}$, as $P_{n,\max}^{\text{DL}} + \eta$ represents an upper bound on the term $\sum_{i=1}^K \|\mathbf{w}_{i,n}^{\text{DL}}\|^2 + \|\mathbf{v}_{i,n}^{\text{UL}}\|^2$. Notice that η can be chosen arbitrarily due to the scaling invariant property of UL receive beamforming vector \mathbf{v}_i^{UL} 's. With the on-off constraints in (27), the equivalence between problems (P1) and (P2) can be easily verified.

In [8], a similar problem to (P2) was studied corresponding to the case with only DL transmission. For problem (P2) without \mathbf{v}_i^{UL} and $p_i^{\text{UL}}, \forall i \in \mathcal{K}$ and their corresponding constraints, the problem can be transformed to a convex second-order cone programming (SOCP) by relaxing the binary variable ρ_n as $\rho_n \in [0, 1], \forall n \in \mathcal{N}$. Under this convex relaxation, a BnC algorithm, which is a combination of the branch-and-bound (BnB) and the cutting plane (CP) methods [27], was proposed in [8] to solve the DL problem optimally. However, the computational complexity of BnB is prohibitive for large networks in practice, which grows exponentially with the number of APs. To obtain polynomial-time algorithm with near-optimal performance, in [8], the authors further proposed an incentive measure based heuristic algorithm to determine the set of “on” APs. The incentive measure reflects the importance of each AP to the whole network and is defined as the ratio of the total power received at all MUs to the total power expended for each AP.

However, with both DL and UL transmissions, it is observed that problem (P2) can no longer be transformed to a convex form by relaxing ρ_n 's as continuous variables due to the constraints in (17). Furthermore, because of the scaling invariant property of UL receive beamforming vectors, solving the relaxed problem of (P2) will result in all \mathbf{v}_i^{UL} 's going to zero, similar to the case of GSO based solution. Particularly, the value of the relaxed indicator $\rho_n, \forall n \in \mathcal{N}$, will not be related to \mathbf{v}_i^{UL} 's, which in fact contributes to the penalty incurred in the objective due to the static power of AP n , i.e., $\rho_n P_{c,n}$. Finally, it is nontrivial to find an incentive measure that reflects the importance of each AP to both DL and UL transmissions.

IV. PROPOSED SOLUTION

In this section, we provide two efficient algorithms to approximately solve problem (P1) based on the GSO and RIP approaches, respectively.

A. Proposed Algorithm for (P1) based on GSO

First, we consider the approach of GSO and present a new method to address the joint DL and UL optimization. To obtain an efficient solution for problem (P1), we first assume that all the APs and MUs have infinite power budget, i.e., $P_{n,\max}^{\text{DL}} = +\infty, \forall n \in \mathcal{N}$ and $P_{i,\max}^{\text{UL}} = +\infty, \forall i \in \mathcal{K}$. The resulting problem is termed (P1-1). An equivalent reformulation of problem (P1-1) is then provided to overcome the receive beamforming scaling issue mentioned in Section III. Then, we discuss the challenges of dealing with finite per-AP and per-MU power constraints and provide efficient methods to handle them.

1) *Solution for problem (P1-1)*: First, we consider the following transmit sum-power minimization problem in the UL:

$$\begin{aligned} \text{Min.}_{\{\mathbf{v}_i^{\text{UL}}\}, \{p_i^{\text{UL}}\}} \quad & \sum_{i=1}^K p_i^{\text{UL}} \\ \text{s.t.} \quad & \text{SINR}_i^{\text{UL}} \geq \gamma_i^{\text{UL}}, \forall i \in \mathcal{K} \\ & p_i^{\text{UL}} \geq 0, \forall i \in \mathcal{K}. \end{aligned} \quad (29)$$

From [28], it follows that Problem (29) can be solved in a virtual DL channel as

$$\begin{aligned} \text{Min.}_{\{\mathbf{w}_i^{\text{VDL}}\}} \quad & \sum_{i=1}^K \|\mathbf{w}_i^{\text{VDL}}\|^2 \\ \text{s.t.} \quad & \text{SINR}_i^{\text{VDL}} \triangleq \frac{|\mathbf{g}_i^H \mathbf{w}_i^{\text{VDL}}|^2}{\sum_{j \neq i} |\mathbf{g}_i^H \mathbf{w}_j^{\text{VDL}}|^2 + \sigma^2} \geq \gamma_i^{\text{UL}}, \forall i \in \mathcal{K} \end{aligned} \quad (30)$$

where $\mathbf{w}_i^{\text{VDL}} \in \mathbb{C}^{M \times 1}$ is the virtual DL transmit beamforming vector over N APs for MU i . Denote $(\mathbf{v}_i^{\text{UL}})'$, $(p_i^{\text{UL}})'$ and $(\mathbf{w}_i^{\text{VDL}})'$, $i = 1, \dots, K$ as the optimal solutions to problems (29) and (30), respectively. Then from [28] it follows that $(\mathbf{v}_i^{\text{UL}})'$ and $(\mathbf{w}_i^{\text{VDL}})'$ can be set to be identical, $i = 1, \dots, N$, and furthermore $\sum_{i=1}^K (p_i^{\text{UL}})' = \sum_{i=1}^K \|(\mathbf{w}_i^{\text{VDL}})'\|^2$.

By establishing a virtual DL transmission for the UL transmission based on the above UL-DL duality, we have the following lemma.

Lemma 4.1: Problem (P1-1) is equivalent to the following problem.

$$\begin{aligned} (\text{P3}) : \quad & \text{Min.}_{\{\mathbf{w}_i^{\text{DL}}\}, \{\mathbf{w}_i^{\text{VDL}}\}} \sum_{n=1}^N \mathbf{1}_n(\{\mathbf{w}_{i,n}^{\text{DL}}\}, \{\mathbf{w}_{i,n}^{\text{VDL}}\}) P_{c,n} \\ & + \sum_{i=1}^K \|\mathbf{w}_i^{\text{DL}}\|^2 + \lambda \sum_{i=1}^K \|\mathbf{w}_i^{\text{VDL}}\|^2 \end{aligned} \quad (31)$$

$$\text{s.t.} \quad \text{SINR}_i^{\text{DL}} \geq \gamma_i^{\text{DL}}, \forall i \in \mathcal{K} \quad (32)$$

$$\text{SINR}_i^{\text{VDL}} \geq \gamma_i^{\text{UL}}, \forall i \in \mathcal{K}. \quad (33)$$

Proof: For any given feasible solution to problem (P3), we can always find a corresponding feasible solution to problem (P1-1) achieving the same objective value as that of problem (P3), and vice versa, similar as [29, Proposition 1]; thus, problems (P1-1) and (P3) achieve the same optimal value with the same set of optimal DL/UL beamforming vectors. Lemma 4.1 is thus proved. ■

Since problem (P3) is a DL-only problem that has the same “group-sparse” property as (P1-1), it can be approximately solved by replacing the objective function with

$$\sum_{n=1}^N \beta_n \sqrt{\sum_{i=1}^K \|\mathbf{w}_{i,n}^{\text{DL}}\|^2 + \|\mathbf{w}_{i,n}^{\text{VDL}}\|^2} + \sum_{i=1}^K \|\mathbf{w}_i^{\text{DL}}\|^2 + \lambda \sum_{i=1}^K \|\mathbf{w}_i^{\text{VDL}}\|^2. \quad (34)$$

Comparing (34) and (23), we have successfully solved the scaling issue of UL receive beamforming vector, \mathbf{v}_i^{UL} 's, by replacing them with the equivalent DL transmit beamforming vector, $\mathbf{w}_i^{\text{VDL}}$'s, since from (30) it follows that the virtual DL SINR of each MU i is no more scaling invariant to $\mathbf{w}_i^{\text{VDL}}$'s.

Furthermore, since any arbitrary phase rotation of the beamforming vectors does not affect both (34) and the SINR constraints in (32) and (33), (P3) with (34) as the objective function can be reformulated as a convex SOCP [36], which is given by

(P4) :

$$\min_{\{\mathbf{w}_i^{\text{DL}}\}, \{\mathbf{w}_i^{\text{VDL}}\}, \{t_n\}} \sum_{n=1}^N \beta_n t_n + \sum_{i=1}^K \|\mathbf{w}_i^{\text{DL}}\|^2 + \lambda \sum_{i=1}^K \|\mathbf{w}_i^{\text{VDL}}\|^2 \quad (35)$$

$$\text{s.t.} \quad \left\| \frac{\mathbf{h}_i^H \mathbf{W}^{\text{DL}}}{\sigma} \right\| \leq \sqrt{1 + \frac{1}{\gamma_i^{\text{DL}}}} \mathbf{h}_i^H \mathbf{w}_i^{\text{DL}}, \forall i \in \mathcal{K} \quad (36)$$

$$\left\| \frac{\mathbf{g}_i^H \mathbf{W}^{\text{VDL}}}{\sigma} \right\| \leq \sqrt{1 + \frac{1}{\gamma_i^{\text{UL}}}} \mathbf{g}_i^H \mathbf{w}_i^{\text{VDL}}, \forall i \in \mathcal{K} \quad (37)$$

$$\sqrt{\sum_{i=1}^K \|\mathbf{w}_{i,n}^{\text{DL}}\|^2 + \|\mathbf{w}_{i,n}^{\text{VDL}}\|^2} \leq t_n, \forall n \in \mathcal{N} \quad (38)$$

where $\mathbf{W}^{\text{DL}} = [\mathbf{w}_1^{\text{DL}}, \dots, \mathbf{w}_K^{\text{DL}}]$, $\mathbf{W}^{\text{VDL}} = [\mathbf{w}_1^{\text{VDL}}, \dots, \mathbf{w}_K^{\text{VDL}}]$, and t_n 's are auxiliary variables with $t_n = 0$ and $t_n > 0$ indicating that AP n is switched off and on, respectively. Notice that without $\ell_{1,2}$ norm penalty or $\beta_n = 0$, $\forall n \in \mathcal{N}$, problem (P4) can be decomposed into two separate minimum-power beamforming design problems: one for the original DL transmission, and the other for the virtual DL transmission.

Remark 4.1: Conventionally, the UL transmit sum-power minimization problem, as in (29), has an analytical structure and thus is computationally easier to handle, as compared to the DL minimum-power beamforming design problem, as in (30). Consequently, most existing studies in the literature have transformed the DL problem to its virtual UL formulation for convenience. The motivation of exploiting

the reverse direction in this work, however, is to overcome the scaling issue of UL receive beamforming in GSO, so that we can solve the AP selection problem jointly for both DL and UL transmissions.

Next, we present the complete algorithm for problem (P1-1) based on GSO, in which three steps need to be performed sequentially.

- 1) *Identify the subset of active APs denoted as \mathcal{N}_{on} .* This can be done by iteratively solving problem (P4) with different β_n 's. Notice that how to set the parameter β_n 's in (P4) plays a key role in the resulting APs selection. To optimally set the values of β_n 's, we adopt an iterative method similar as in [32], shown as follows. In the l th iteration, $l \geq 1$, $t_n^{(l)}$'s are obtained by solving Problem (P4) with $\beta_n = \beta_n^{(l)}, \forall n \in \mathcal{N}$. The $\beta_n^{(l)}$'s are derived from the solution $t_n^{(l-1)}$'s of the $(l-1)$ th iteration as

$$\beta_n^{(l)} = \frac{P_{c,n}}{t_n^{(l-1)} + \varepsilon}, n = 1, \dots, N \quad (39)$$

where ε is a small positive number to ensure stability. Notice that the initial values of $t_n^{(0)}$'s are chosen as

$$t_n^{(0)} = \sqrt{\sum_{i=1}^K \|\tilde{\mathbf{w}}_{i,n}^{\text{DL}}\|^2 + \|\tilde{\mathbf{w}}_{i,n}^{\text{VDL}}\|^2}, n = 1, \dots, N \quad (40)$$

where $\tilde{\mathbf{w}}_{i,n}^{\text{DL}}$ and $\tilde{\mathbf{w}}_{i,n}^{\text{VDL}}$ are the beamforming vector solution of Problem (P4) with $\beta_n = 0, \forall n \in \mathcal{N}$. The above update is repeated until $|\beta_n^{(l)} - \beta_n^{(l-1)}| < \eta, \forall n \in \mathcal{N}$, where η is a small positive constant that controls the algorithm accuracy.

Let $\mathbf{t}^* = [t_1^*, \dots, t_N^*]$ denote the sparse solution after the convergence of the above iterative algorithm. Then the nonzero entries in \mathbf{t}^* correspond to the APs that need to be “on”, i.e., $\mathcal{N}_{on} = \{n | t_n^* > 0, n \in \mathcal{N}\}$.

- 2) *Obtain the optimal transmit/receive beamforming vectors $(\mathbf{w}_i^{\text{DL}})^*$ and $(\mathbf{w}_i^{\text{VDL}})^*$, $i = 1, \dots, K$, given the selected on APs.* This can be done by solving (P4) with $\beta_n = 0, \forall n \in \mathcal{N}_{on}$ and $\mathbf{w}_{i,n}^{\text{DL}} = \mathbf{w}_{i,n}^{\text{VDL}} = \mathbf{0}, i = 1, \dots, K, \forall n \notin \mathcal{N}_{on}$.
- 3) *Obtain the optimal transmit power values of MUs $(p_i^{\text{UL}})^*, i = 1, \dots, K$.* This can be done by solving problem (29) with $\mathbf{v}_i^{\text{UL}} = (\mathbf{w}_i^{\text{VDL}})^*, \forall i \in \mathcal{K}$, which is a simple linear programming (LP) problem.

The iterative update given in (39) is designed to make small entries in $\{t_n\}_{n=1}^N$ converge to zero. Furthermore, as the updating evolves, the penalty associated with AP n in the objective function, i.e., $\beta_n t_n$, will converge to two possible values:

$$\beta_n t_n \rightarrow \begin{cases} P_{c,n} & \text{if } t_n^* > 0, \text{ i.e., AP } n \text{ is “on”} \\ 0 & \text{otherwise.} \end{cases} \quad (41)$$

In other words, only the “on” APs will incur penalties being the exact same values as their static power consumption, which has the same effect as the indicator function in problem (P1-1) or (P1). Convergence of this algorithm can be shown by identifying the iterative update as a Majorization-Minimization (MM) algorithm [33] for a concave minimization problem, the details of which are omitted due to space limitations.

2) *Per-AP and Per-MU Power Constraints*: It is first observed that the per-AP power constraints in (18), i.e.,

$$\sum_{i=1}^K \|\mathbf{w}_{i,n}^{\text{DL}}\|^2 \leq P_{n,\max}^{\text{DL}}, \quad n = 1, \dots, N \quad (42)$$

are convex. Therefore, adding per-AP power constraints to problem (P1-1) does not need to alter the above algorithm. Thus, we focus on the per-MU power constraints in the UL transmission in this subsection.

Again, we consider the following transmit sum-power minimization problem in the UL with per-MU power constraints:

$$\begin{aligned} \underset{\{\mathbf{v}_i^{\text{UL}}\}, \{p_i^{\text{UL}}\}}{\text{Min.}} \quad & \sum_{i=1}^K p_i^{\text{UL}} \\ \text{s.t.} \quad & \text{SINR}_i^{\text{UL}} \geq \gamma_i^{\text{UL}}, \forall i \in \mathcal{K} \\ & 0 \leq p_i^{\text{UL}} \leq P_{i,\max}^{\text{UL}}, \forall i \in \mathcal{K}. \end{aligned} \quad (43)$$

However, we are not able to find an equivalent DL problem for problem (43) similarly as in Section IV-A1 which is able to handle the per-MU power constraints. The fundamental reason is that the power allocation obtained by solving problem (29) is already component-wise minimum, which can be shown by the uniqueness of the fixed-point solution for a set of minimum SINR requirements in the UL given randomly generated channels [30]. The component-wise minimum power allocation indicates that it is not possible to further reduce one particular MU’s power consumption by increasing others’, i.e., there is no tradeoff among different MUs in terms of power minimization. Consequently, solving problem (43) requires only one additional step compared with solving problem (29), i.e., checking whether the optimal power solution to problem (29) satisfies the per-MU power constraints. If this is the case, the solution is also optimal to problem (43); otherwise, problem (43) is infeasible.

Next, we present our complete algorithm for problem (P1) with the per-AP and per-MU power constraints. Compared to the algorithm proposed for problem (P1-1) in Section IV-A1 without the per-AP and per-MU power constraints, the new algorithm differs in the first step, i.e., to identify the subset of

“on” APs. The main idea is that a set of candidate “on” APs is first obtained by ignoring the per-MU power constraints but with a new sum-power constraint in the UL (or equivalently its virtual DL), i.e., we iteratively solve the following problem similarly as in the first step of solving problem (P1-1) in Section IV-A1.

$$(P5) : \underset{\{\mathbf{w}_i^{\text{DL}}\}, \{\mathbf{w}_i^{\text{VDL}}\}, \{t_n\}}{\text{Min.}} \quad \sum_{n=1}^N \beta_n t_n + \sum_{i=1}^K \|\mathbf{w}_i^{\text{DL}}\|^2 + \lambda \sum_{i=1}^K \|\mathbf{w}_i^{\text{VDL}}\|^2 \quad (44)$$

$$\text{s.t.} \quad (36), (37) \text{ and } (38) \quad (45)$$

$$\sum_{i=1}^K \|\mathbf{w}_{i,n}^{\text{DL}}\|^2 \leq P_{n,\max}^{\text{DL}}, \forall n \in \mathcal{N} \quad (46)$$

$$\sum_{i=1}^K \|\mathbf{w}_i^{\text{VDL}}\|^2 \leq \sum_{i=1}^K P_{i,\max}^{\text{UL}}. \quad (47)$$

The sum-power constraint in (47) is added to impose a mild control on the transmit powers of all MUs in the UL. After obtaining the candidate set, the feasibility of the UL transmission is then verified. If the candidate set can support the UL transmission with the given per-MU power constraints, then the optimal solution of (P1) is obtained; otherwise, one or more APs need to be switched on for the UL transmission.

To be more specific, denote the set of candidate “on” APs obtained by iteratively solving problem (P5) as $\tilde{\mathcal{N}}_{\text{on}}$. Problem (29) is then solved with $\tilde{\mathcal{N}}_{\text{on}}$, for which the feasibility is guaranteed due to the virtual DL SINR constraints in (37). We denote the obtained power allocation as $\tilde{p}_i^{\text{UL}}, i = 1, \dots, K$.

- If $\tilde{\mathcal{N}}_{\text{on}}$ can support the UL transmission without violating any MU’s power constraint, i.e.,

$$\tilde{p}_i^{\text{UL}} \leq P_{i,\max}^{\text{UL}}, \forall i \in \mathcal{K} \quad (48)$$

the candidate set can be finalized as the set of “on” APs and the algorithm proceeds to find the optimal transmit/receive beamforming vectors similarly as that in Section IV-A1.

- If $\tilde{\mathcal{N}}_{\text{on}}$ cannot support the UL transmission with the given MU’s power constraints, we propose the following price based iterative method to determine the additional “on” APs. Specifically, in each iteration, for those APs that are not in the candidate set each will be assigned a price $\theta_m, m \notin \tilde{\mathcal{N}}_{\text{on}}$, which is defined as

$$\theta_m = \frac{1}{P_{c,m}} \sum_{i \in \mathcal{B}} \frac{\tilde{p}_i^{\text{UL}} - P_{i,\max}^{\text{UL}}}{P_{i,\max}^{\text{UL}}} \|\mathbf{g}_{i,m}\|^2, \quad \forall m \notin \tilde{\mathcal{N}}_{\text{on}} \quad (49)$$

where $\mathcal{B} \triangleq \{i | \tilde{p}_i^{\text{UL}} > P_{i,\max}^{\text{UL}}, i \in \mathcal{K}\}$. The price θ_m is set to be the normalized (by its corresponding static power consumption) weighted-sum power gains of the channels from AP m to all the MUs that

have their power constraints being violated. The weights are chosen as the ratios of MUs' required additional powers to their individual power limits. According to the definition of θ_m in (49), the AP having smaller static power consumption and better channels to MUs whose power constraints are more severely violated will be associated with a larger price. The candidate set is then updated by including the AP that corresponds the largest θ_m as

$$\tilde{\mathcal{N}}_{\text{on}} \leftarrow \tilde{\mathcal{N}}_{\text{on}} \cup \left(\arg \max_{m \notin \tilde{\mathcal{N}}_{\text{on}}} \theta_m \right). \quad (50)$$

With updated $\tilde{\mathcal{N}}_{\text{on}}$, the feasibility of the UL transmission needs to be re-checked by obtaining a new set of power allocation, which will be used to compute the new θ_m 's in next iteration if further updating is required. The above process is repeated until all the MUs' power constraints are satisfied. Its convergence is guaranteed since problem (P1) has been assumed to be feasible if all APs are switched on.

Combining with the algorithm in Section IV-A1, our complete algorithm for problem (P1) based on GSO is summarized in Table I.

TABLE I
ALGORITHM I: PROPOSED ALGORITHM FOR PROBLEM (P1) BASED ON GSO

-
- 1) Set $l = 0$, initialize the set of candidate "on" APs as $\tilde{\mathcal{N}}_{\text{on}} = \mathcal{N}$.
 - 2) Obtain $\tilde{\mathbf{w}}_{i,n}^{\text{DL}}$'s and $\tilde{\mathbf{w}}_{i,n}^{\text{VDL}}$'s by solving problem (P5) with $\beta_n = 0, \forall n \in \mathcal{N}$.
 - 3) Set $t_n^{(0)} = \sqrt{\sum_{i=1}^K \|\tilde{\mathbf{w}}_{i,n}^{\text{DL}}\|^2 + \|\tilde{\mathbf{w}}_{i,n}^{\text{VDL}}\|^2}, n = 1, \dots, N$.
 - 4) **Repeat:**
 - a) $l \leftarrow l + 1$.
 - b) Set $\beta_n^{(l)} = \frac{P_{c,n}}{t_n^{(l-1)} + \varepsilon}, \forall n \in \mathcal{N}$.
 - c) Obtain $\mathbf{t}^{(l)} = [t_1^{(l)}, \dots, t_N^{(l)}]$ by solving problem (P5) with $\beta_n = \beta_n^{(l)}, \forall n \in \mathcal{N}$.
 - 5) **Until** $|\beta_n^{(l)} - \beta_n^{(l-1)}| \leq \eta, \forall n \in \mathcal{N}$.
 - 6) Set $\tilde{\mathcal{N}}_{\text{on}}$ as $\tilde{\mathcal{N}}_{\text{on}} = \{n | t_n^* > 0, n \in \mathcal{N}\}$.
 - 7) **Repeat:**
 - a) Obtain $\tilde{p}_i^{\text{UL}}, i = 1, \dots, K$, by solving problem (29) with $\tilde{\mathcal{N}}_{\text{on}}$.
 - b) Set $\mathcal{B} = \{i | \tilde{p}_i^{\text{UL}} > P_{i,\max}^{\text{UL}}, i \in \mathcal{K}\}$.
 - c) Set $\theta_m = \frac{1}{P_{c,m}} \sum_{i \in \mathcal{B}} \frac{\tilde{p}_i^{\text{UL}} - P_{i,\max}^{\text{UL}}}{P_{i,\max}^{\text{UL}}} \|\mathbf{g}_{i,m}\|^2, \forall m \notin \tilde{\mathcal{N}}_{\text{on}}$.
 - d) Set $\tilde{\mathcal{N}}_{\text{on}} \leftarrow \tilde{\mathcal{N}}_{\text{on}} \cup \left(\arg \max_{m \notin \tilde{\mathcal{N}}_{\text{on}}} \theta_m \right)$.
 - 8) **Until** $\mathcal{B} = \emptyset$.
 - 9) Obtain $(\mathbf{w}_i^{\text{DL}})^*$ and $(\mathbf{w}_i^{\text{V-DL}})^*, i = 1, \dots, K$, by solving (P5) with $\beta_n = 0, \forall n \in \mathcal{N}$ and $\mathbf{w}_{i,n}^{\text{DL}} = \mathbf{w}_{i,n}^{\text{VDL}} = \mathbf{0}, i = 1, \dots, K, \forall n \notin \tilde{\mathcal{N}}_{\text{on}}$.
 - 10) Set $(\mathbf{v}_i^{\text{UL}})^* = (\mathbf{w}_i^{\text{VDL}})^*, \forall i \in \mathcal{K}$, and compute the $(p_i^{\text{UL}})^*, i = 1, \dots, K$, by solving problem (29).
-

B. Proposed Algorithm for (P1) based on RIP

In this subsection, an alternative algorithm for problem (P1) is developed based on RIP by applying the same idea of establishing a virtual DL transmission for the original UL. Similar to the case with GSO, the per-MU power constraints are first replaced with a sum-power constraint in the UL. The resulting problem is further reformulated as a convex SOCP by relaxing the binary variables $\{\rho_n\}$, which is given as follows.

$$\begin{aligned} \text{(P6)} : \quad & \underset{\{\mathbf{w}_i^{\text{DL}}\}, \{\mathbf{w}_i^{\text{VDL}}\}, \{\rho_n\}}{\text{Min.}} \quad \sum_{n=1}^N \rho_n P_{c,n} + \sum_{i=1}^K \|\mathbf{w}_i^{\text{DL}}\|^2 + \lambda \sum_{i=1}^K \|\mathbf{w}_i^{\text{VDL}}\|^2 \\ & \text{s.t.} \quad (36), (37) \text{ and } (47) \end{aligned}$$

$$\sum_{i=1}^K \|\mathbf{w}_{i,n}^{\text{DL}}\|^2 \leq \rho_n P_{n,\max}^{\text{DL}}, \forall n \in \mathcal{N} \quad (51)$$

$$\sum_{i=1}^K \|\mathbf{w}_{i,n}^{\text{VDL}}\|^2 \leq \rho_n \sum_{i=1}^K P_{i,\max}^{\text{UL}}, \forall n \in \mathcal{N} \quad (52)$$

$$\sum_{n=1}^N \rho_n \geq 1 \quad (53)$$

$$0 \leq \rho_n \leq 1, \forall n \in \mathcal{N}. \quad (54)$$

Note that instead of implementing the on-off constraints jointly for the actual DL and virtual DL as (27) in problem (P2), i.e., $\sum_{i=1}^K \|\mathbf{w}_{i,n}^{\text{DL}}\|^2 + \|\mathbf{w}_{i,n}^{\text{VDL}}\|^2 \leq \rho_n (P_{n,\max}^{\text{DL}} + \sum_{i=1}^K P_{i,\max}^{\text{UL}})$, we express them into two sets of coupled on-off constraints as in (51) and (52) via ρ_n 's. For the non-relaxed problem of (P6) with binary ρ_n 's, i.e. $\rho_n \in \{0, 1\}, \forall n \in \mathcal{N}$, it can be shown that these two formulations are equivalent. However, for the case of the relaxed problem (P6) with continuous valued ρ_n 's, the separated on-off constraints are designed to avoid the situation that the difference between $P_{n,\max}^{\text{DL}}$ and $\sum_{i=1}^K P_{i,\max}^{\text{UL}}$ is too large such that the optimal value of ρ_n is dominated by either DL or UL transmission. To implement the big- M method with on-off constraints [27], an appropriate upper bound for the term $\sum_{i=1}^K \|\mathbf{w}_{i,n}^{\text{VDL}}\|^2$ needs to be found. According to the UL-DL duality, the minimum sum-power achieved is the same for the UL and its virtual DL transmissions. Therefore, $\sum_{i=1}^K P_{i,\max}^{\text{UL}}$ can be chosen as the upper bound of $\sum_{i=1}^K \|\mathbf{w}_{i,n}^{\text{VDL}}\|^2, \forall n \in \mathcal{N}$. Finally, it is evident that the optimal value of problem (P6) serves as a lower bound of its non-relaxed problem with binary ρ_n 's. In order to further tighten this lower bound, one way is to reduce the feasible set of design variables. Constraint in (53) is introduced specifically to achieve this end, which can be shown to be redundant for the non-relaxed problem of (P6).

We adopt the same idea of incentive measure based AP selection as in [8] to design a polynomial-time

algorithm for problem (P2). However, it remains to find an incentive measure that reflects the importance of each AP to both DL and UL transmissions based on problem (P6). It is interesting to observe that after transforming the UL related terms to their virtual DL counterparts, the optimal relaxed binary variable solution of problem (P6) becomes a good choice to serve this purpose. Let $\check{\rho}_n$, $\check{\mathbf{w}}_i^{\text{DL}}$ and $\check{\mathbf{w}}_i^{\text{VDL}}$ denote the optimal solution to problem (P6). Intuitively, the AP that has larger static power consumption and worse channels to all MUs is more desired to be switched off from the perspective of energy saving. In (P6), for AP n having larger $P_{c,n}$, $\check{\rho}_n$ is desired to be smaller in order to achieve the minimum value of the objective function. Furthermore, it is practically valid that for DL power minimization problem, the optimal transmit power of APs that have worse channels to MUs is in general smaller. As a result, solving problem (P6) yields smaller $\sum_{i=1}^K \|\check{\mathbf{w}}_{i,n}^{\text{DL}}\|^2$ and $\sum_{i=1}^K \|\check{\mathbf{w}}_{i,n}^{\text{VDL}}\|^2$ and thus smaller $\check{\rho}_n$ for AP n that has worse channels to MUs for both the DL and UL transmissions. To summarize, the AP that corresponds to smaller $\check{\rho}_n$ is more desired to be switched off.

An iterative process is then designed to determine the set of “on” APs based on $\check{\rho}_n$ ’s that are taken as incentive measures. The process starts with assuming all APs are “on”. In each iteration, problem (P6) is solved with a candidate set of “on” APs, and the AP corresponding to the smallest $\check{\rho}_n$ will be removed from the candidate set. This process is repeated until one of the following conditions occurs:

- The weighted sum-power cannot be further reduced;
- Problem (P6) becomes infeasible;
- Problem (43) becomes infeasible.

Note that the feasibility checking for problem (43) is the same as that in Algorithm I, which ensures the per-MU power constraints. An overall algorithm for problem (P1) based on RIP is summarized in Table II.

TABLE II
ALGORITHM II: PROPOSED ALGORITHM FOR PROBLEM (P1) BASED ON RIP

-
- 1) Set $l = 0$, $\Phi^{(0)}$ a sufficiently large value, and initialize the set of candidate “on” APs as $\tilde{\mathcal{N}}_{\text{on}} = \mathcal{N}$.
 - 2) **Repeat:**
 - a) $l \leftarrow l + 1$.
 - b) Solve problem (P6) with $\rho_n = 0, \forall n \notin \tilde{\mathcal{N}}_{\text{on}}$.
 - c) Set $\tilde{\mathcal{N}}_{\text{on}} \leftarrow \tilde{\mathcal{N}}_{\text{on}} \setminus \left(\arg \min_{n \in \tilde{\mathcal{N}}_{\text{on}}} \tilde{\rho}_n^{(l)} \right)$.
 - d) Set $\Phi^{(l)}$ as the optimal value of problem (P6) with $\rho_n = 1, \forall n \in \tilde{\mathcal{N}}_{\text{on}}$ and $\rho_n = 0, \forall n \notin \tilde{\mathcal{N}}_{\text{on}}$.
 - 3) **Until** $\Phi^{(l)} > \Phi^{(l-1)}$ or problem (P6) is infeasible or problem (43) is infeasible.
 - 4) Obtain $(\mathbf{w}_i^{\text{DL}})^*$ and $(\mathbf{w}_i^{\text{V-DL}})^*$, $i = 1, \dots, K$, by solving problem (P6) with $\rho_n = 1, \forall n \in \tilde{\mathcal{N}}_{\text{on}}$ and $\rho_n = 0, \forall n \notin \tilde{\mathcal{N}}_{\text{on}}$.
 - 5) Set $(\mathbf{v}_i^{\text{UL}})^* = (\mathbf{w}_i^{\text{V-DL}})^*$, $\forall i \in \mathcal{K}$, and compute the $(p_i^{\text{UL}})^*$, $i = 1, \dots, K$, by solving problem (29).
-

V. NUMERICAL RESULTS

In this section, we present numerical results to verify our proposed algorithms from three perspectives: ensuring feasibility for both DL and UL transmissions; achieving network power saving with optimal MU-AP association; and adjusting minimum power consumption tradeoffs between “on” APs and MUs. We consider two possible C-RAN configurations:

- 1) Homogeneous setup: all APs are assumed to have the same power consumption model with $P_{c,n} = 2\text{W}$ and $P_{n,\text{max}}^{\text{DL}} = 1\text{W}$, $\forall n \in \mathcal{K}$, if not specified otherwise.
- 2) Heterogeneous setup: two types of APs are assumed, namely, high-power AP (HAP) and low-power AP (LAP), where the static power consumption for HAP and LAP are set as 50W and 2W, respectively, and the transmit power budgets for HAP and LAP are set as 20W and 1W, respectively.

We assume that each AP n , $n \in \mathcal{N}$, is equipped with $M_n = 2$ antennas. For the single-antenna MU, we set the transmit power limit as $P_{i,\text{max}}^{\text{UL}} = 0.5\text{W}$, $\forall i \in \mathcal{K}$. For simplicity, we assume that the SINR requirements of all MUs are the same in the UL or DL. All the APs (except HAPs under the heterogeneous setup) and MUs are assumed to be uniformly and independently distributed in a square area with the size of $3\text{Km} \times 3\text{Km}$. For all the simulations under heterogeneous setup, it is assumed that there are 2 HAPs with fixed location at $[-750\text{m}, 0\text{m}]$ and $[750\text{m}, 0\text{m}]$, respectively. We assume a simplified channel model consisting of the distance-dependent attenuation with pathloss exponent $\alpha = 3$ and a multiplicative random factor (exponentially distributed with unit mean) accounting for short-term Rayleigh fading. We also set $\lambda = 1$ if not specified otherwise, i.e., we consider the sum-power consumption of all “on” APs and MUs. Finally, we set the receiver noise power for all the APs and MUs as $\sigma^2 = -50\text{dBm}$.

A. Feasibility Performance

First, we demonstrate the importance of “on” AP selection by jointly considering both DL and UL transmission in terms of the SINR feasibility in C-RAN. Since feasibility is our focus here instead of power consumption, it is assumed that the selected “on” APs will support all MUs for both the DL and UL transmissions. The simulation results compare our proposed algorithms (i.e., Algorithms I and II) with the following three AP selection schemes:

- **AP initiated reference signal strength (APIRSS) based selection:** In this scheme, APs first broadcast orthogonal reference signals. Then, for each MU, the AP corresponding to the largest received reference signal strength will be included in the set of “on” APs. Note that this scheme has been implemented in practical cellular systems [35].
- **MU initiated reference signal strength (MUIRSS) based selection:** In this scheme, MUs first broadcast orthogonal reference signals. Then, for each MU, the AP corresponding to the largest received reference signal strength will be included in the set of “on” APs. Note that since all MUs are assumed to transmit reference signals with equal power and pathloss in general dominates short-term fading, the AP that is closest to each MU will receive strongest reference signal in general. Also note that in the previous APIRSS based scheme, if all APs are assumed to transmit with equal reference signal power (e.g., for the homogenous setup), the selected “on” APs will be very likely to be the same as those by the MUIRSS based scheme.
- **Proposed algorithm without considering UL (PAw/oUL):** In this algorithm, the set of “on” APs are chosen from the conventional DL perspective by modifying our proposed algorithms. Specifically, Algorithm I is used here and similar results can be obtained with Algorithm II. Note that Algorithm I without considering UL transmission is similar to that proposed in [6].

With the obtained set of “on” APs, the feasibility check of problem (P1) can be decoupled into two independent feasibility problems: one for the DL and the other for the UL, while the network feasibility is achieved only when both the UL and DL SINR feasibility of all MUs are guaranteed.

In Fig. 1, we illustrate the set of “on” APs generated by different schemes under the heterogeneous setup, and also compare them with that by the optimal exhaustive search. It is assumed that there are 2 HAPs and 8 LAPs jointly supporting 8 MUs. The SINR targets for both DL and UL transmissions of all MUs are set as 8dB. First, it is observed that Algorithm I and Algorithm II obtain the same set of

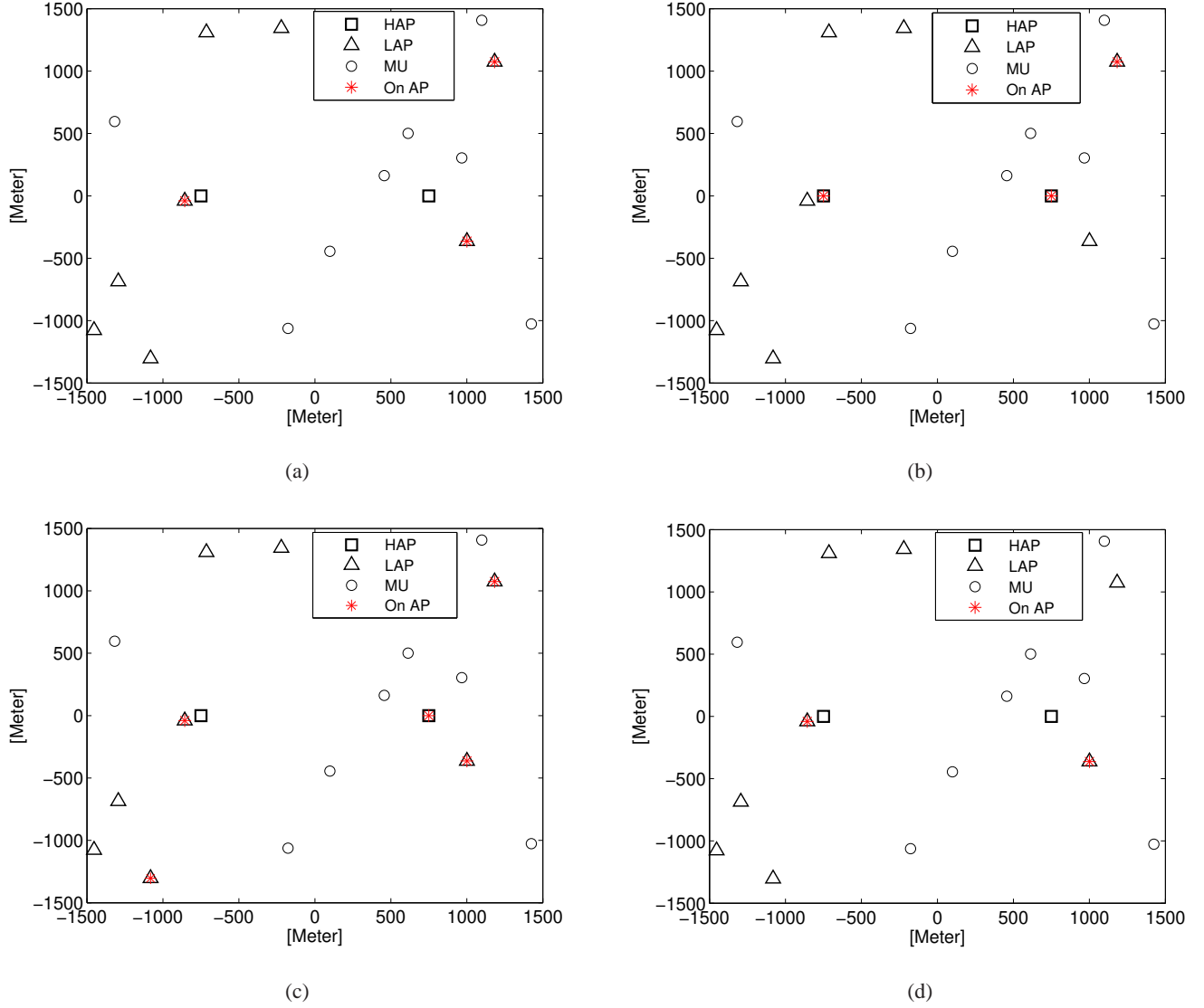


Fig. 1. The set of “on” APs generated by: (a) Proposed algorithms; (b) APIRSS; (c) MUIRSS; and (d) PAw/oUL.

“on” APs as shown in Fig. 1(a), which is also identical to that found by exhaustive search. Second, it is observed that the 2 HAPs are both chosen to be “on” in Fig. 1(b) for the APIRSS based scheme. This is due to the significant difference between HAP and LAP in terms of transmit power, which makes most MUs receive the strongest DL reference signal from the HAP. The above phenomenon is commonly found in heterogenous network (HetNet) [22] with different types of BSs (e.g. macro/micro/pico BSs). Third, from Fig. 1(c), the “on” APs by the MUIRSS based scheme are simply those closer to the MUs, which is as expected. Finally, in Fig. 1(d), only two LAPs are chosen to support all MUs with the PAw/oUL algorithm. This is because the algorithm does not consider UL transmission, and as a result Fig. 1(d) only shows the most energy-efficient AP selection for DL transmission.

To compare the feasibility performance, we run the above algorithms with different DL and UL SINR targets. It is assumed that $N = 6$ and $K = 4$. The results are summarized in Table III and Table IV, where the number of infeasible cases for each scheme is shown over 200 randomly generated channels, for homogeneous setup and heterogeneous setup, respectively. Note that in these examples, Algorithm I and Algorithm II have identical feasibility performance, since the system is infeasible only when the DL/UL SINR requirements cannot be supported for given channels and power budgets even with all APs switched on.

From both Table III and Table IV, it is first observed that the three comparison schemes, i.e., APIRSS based scheme, MUIRSS based scheme and PAw/oUL, all incur much larger number of infeasible cases as compared to our proposed algorithms. It is also observed that among the three comparison schemes, PAw/oUL has the best performance (or the minimum number of infeasible cases) when the DL transmission is dominant (i.e., $\gamma_i^{\text{DL}} > \gamma_i^{\text{UL}}$); however, it performs the worst in the opposite situation (i.e., $\gamma_i^{\text{DL}} < \gamma_i^{\text{UL}}$). This observation indicates that DL oriented scheme could result in infeasible transmit power of MUs in the UL for the cases with stringent UL requirements. From the last two rows of Table IV, it is observed that the APIRSS based scheme performs worse than the MUIRSS based scheme when the UL SINR target is high. This is because that under heterogeneous setup, as shown in Fig. 1(b), MUs are attached to the HAPs under APIRSS based scheme although the HAPs may be actually more distant away from MUs compared with the distributed LAPs. This imbalanced association causes much higher transmit powers of MUs or even their infeasible transmit power in the UL. There has been effort in the literature to address this traffic imbalance problem in HetNet. For example in [34], the reference signal from picocell BS is multiplied by a factor with magnitude being larger than one, which makes it appear more appealing for MU association than the heavily-loaded macrocell BS.

B. Sum-Power Minimization

Next, we compare the performance of the proposed algorithms in terms of sum-power minimization in C-RAN with the following benchmark schemes:

- **Exhaustive search (ES):** In this scheme, the optimal set of “on” APs are found by exhaustive search, which serves as the performance upper bound (or lower bound on the sum-power consumption) for other considered schemes. With any set of “on” APs, the minimum-power DL and UL beamforming problems can be separately solved. Since the complexity of ES grows exponentially with N , it can

TABLE III
FEASIBILITY PERFORMANCE COMPARISON UNDER HOMOGENEOUS SETUP

Parameters			Number of Infeasible Cases			
K	$\gamma_i^{\text{DL}}(\text{dB})$	$\gamma_i^{\text{UL}}(\text{dB})$	APIRSS	MUIRSS	PAw/oUL	Proposed Algorithms
2	6	6	0	0	0	0
2	12	6	14	18	2	0
2	6	12	86	90	150	54
2	12	12	88	92	118	50
4	6	6	0	0	4	0
4	12	6	52	56	2	0
4	6	12	140	144	194	80
4	12	12	152	150	164	86

TABLE IV
FEASIBILITY PERFORMANCE COMPARISON UNDER HETEROGENEOUS SETUP

Parameters			Infeasibility			
K	$\gamma_i^{\text{DL}}(\text{dB})$	$\gamma_i^{\text{UL}}(\text{dB})$	APIRSS	MUIRSS	PAw/oUL	Proposed Algorithms
2	6	6	0	0	0	0
2	12	6	12	18	2	0
2	6	12	124	82	154	46
2	12	12	124	86	118	52
4	6	6	0	0	2	0
4	12	6	42	36	6	0
4	6	12	178	132	196	84
4	12	12	178	134	170	82

only be implemented for C-RAN with small number of APs.

- **Joint processing (JP) among all APs** [16]: In this scheme, all the APs are assumed to be “on” and only the total transmit power consumption is minimized by solving two separate (DL and UL) minimum-power beamforming design problems.
- **Algorithm I with $\ell_{1,\infty}$ norm penalty**: This algorithm is the same as that given in Table I except that the sparsity enforcing penalty is replaced with $\ell_{1,\infty}$ norm as given in (22).

In our simulations, we consider the homogeneous C-RAN setup with $N = 6$ and plot the performance by averaging over 50 randomly generated network and channel realizations. The SINR requirements are set as $\gamma_i^{\text{UL}} = \gamma_i^{\text{DL}} = 8\text{dB}$ for all MUs $i \in \mathcal{K}$. Fig. 2 and Fig. 3 show the sum-power consumption achieved by different algorithms versus the number of MUs K and AP static power consumption $P_{c,n}$ (assumed to be identical for all APs), respectively. From both figures, it is observed that the proposed algorithms have similar performance as the optimal ES and achieve significant power saving compared with JP. It is also

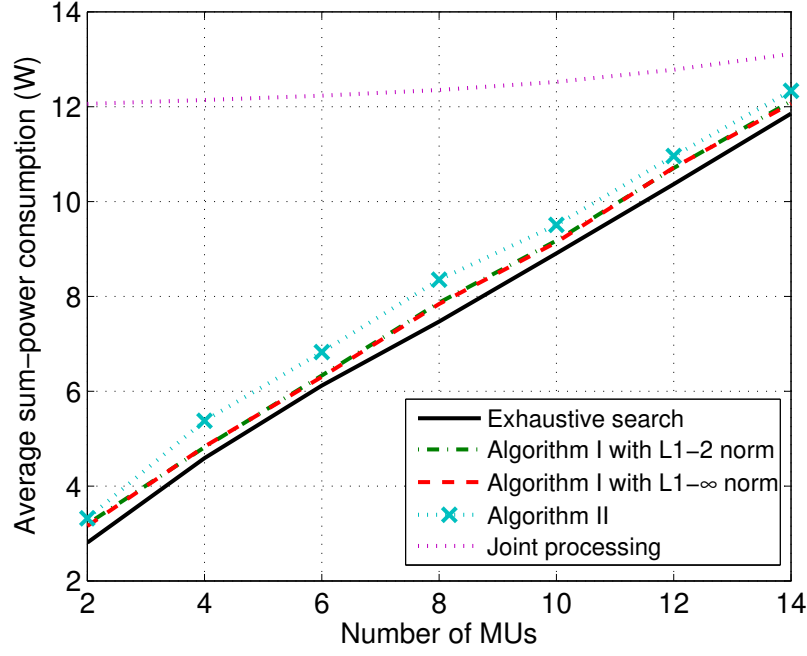


Fig. 2. Sum-power consumption versus number of MUs under homogeneous setup with $P_{c,n} = 2W, \forall n \in \mathcal{N}$.

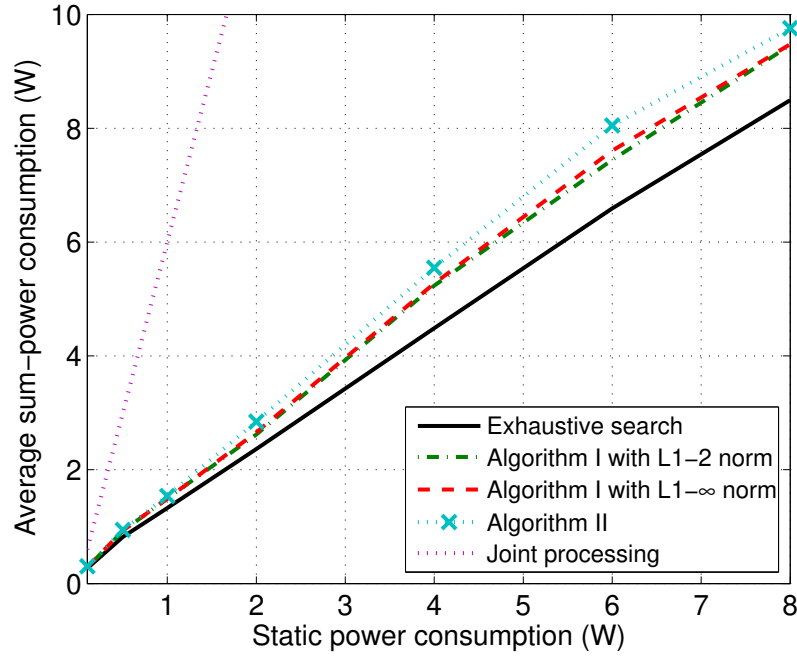


Fig. 3. Sum-power consumption versus AP static power consumption under homogeneous setup with $K = 4$.

observed that the penalty term based on either $\ell_{1,2}$ or $\ell_{1,\infty}$ norm has small impact on the performance of Algorithm I. Finally, Algorithm I always outperforms Algorithm II although the performance gap is not significant.

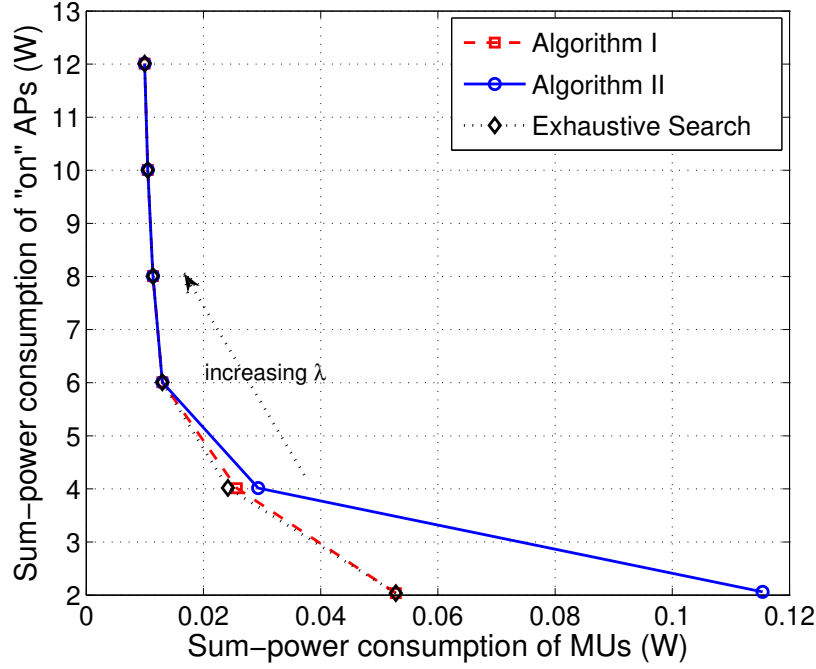


Fig. 4. Sum-power consumption tradeoffs between “on” APs and MUs under homogeneous setup.

C. Power Consumption Tradeoff

Finally, we compare the sum-power consumption tradeoffs between “on” APs and all MUs for the proposed algorithms as well as the optimal ES, by varying the weight parameter λ in our formulated problems. We consider a homogenous C-RAN setup with $N = 6$ and $K = 4$, where $\gamma_i^{\text{UL}} = \gamma_i^{\text{DL}} = 8\text{dB}$ for all MUs $i \in \mathcal{K}$. Since it has been shown in the pervious subsection that Algorithm I with $\ell_{1,2}$ norm and $\ell_{1,\infty}$ norm achieves similar performance, we choose $\ell_{1,2}$ norm in this simulation. Furthermore, since JS assumes that all the APs are on, which decouples DL and UL transmissions and thus has no sum-power consumption tradeoffs between APs and MUs, it is also not included. From Fig. 4, it is first observed that for all considered algorithms, as λ increases, the sum-power consumption of “on” APs increases and that of all MUs decreases, which is as expected. It is also observed that Algorithm I achieves trade-off performance closer to ES and outperforms Algorithm II, which is in accordance with the results in Figs. 2 and 3.

VI. CONCLUSION

In this paper, we consider C-RAN with densely deployed APs cooperatively serving distributed MUs for both the DL and UL transmissions. We study the problem of joint DL and UL MU-AP association and beamforming design to optimize the energy consumption tradeoffs between the “on” APs and MUs.

Leveraging on the celebrated UL-DL duality result, we show that by establishing a virtual DL transmission for the original UL transmission, the joint DL and UL problem can be converted to an equivalent DL problem in C-RAN with two inter-related subproblems for the original and virtual DL transmissions, respectively. Based on this transformation, two efficient algorithms for joint DL and UL MU-AP association and beamforming design are proposed based on GSO and RIP techniques, respectively. By extensive simulations, it is shown that our proposed algorithms improve the network reliability/feasibility, energy efficiency, as well as power consumption tradeoffs between APs and MUs, as compared to other existing methods in the literature.

REFERENCES

- [1] "C-RAN: the road towards green RAN," White Paper, ver. 2.5, China Mobile Res. Inst., Beijing, China, Oct. 2011.
- [2] A. Dhaini, P. H. Ho, G. Shen, and B. Shihada, "Energy efficiency in TDMA-based next-generation passive optical access networks," *IEEE/ACM Trans. Netw.*, Early Access, 2013.
- [3] 3GPP TR 32.826, Telecommunication management: Study on energy savings management (ESM), (Release 10), Mar. 2010.
- [4] S. Tombaz, P. Monti, K. Wang, A. Vastberg, M. Forzati, and J. Zander, "Impact of backhauling power consumption on the deployment of heterogeneous mobile networks," in *Proc. IEEE GLOBECOM*, pp. 1-5, Dec. 2011.
- [5] M. Hong, R. Sun, H. Baligh, and Z. Luo, "Joint base station clustering and beamformer design for partial coordinated transmission in heterogeneous networks," *IEEE J. Sel. Areas Commun.*, vol. 31, no. 2, pp. 226-240, Feb. 2013.
- [6] Y. Shi, J. Zhang, and K. B. Letaief, "Group sparse beamforming for green cloud radio access networks," in *Proc. IEEE Globecom*, Sep. 2013.
- [7] B. Dai and W. Yu, "Sparse beamforming for limited-backhaul network MIMO system via reweighted power minimization", in *Proc. IEEE Globecom*, Sep. 2013.
- [8] Y. Cheng, M. Pesavento, and A. Philipp, "Joint network optimization and downlink beamforming for CoMP transmissions using mixed integer conic programming," *IEEE Trans. Signal Process.*, vol. 61, no. 16, pp. 3972-3987, Aug. 2013.
- [9] How much bandwidth does Skype need? [Online]. Available: <https://support.skype.com/EN/faq/FA1417/how-much-bandwidth-does-skype-need>
- [10] O. Mehanna, N. Sidiropoulos, and G. Giannakis, "Joint multicast beamforming and antenna selection," *IEEE Trans. Signal Process.*, vol. 61, no. 10, pp. 2660-2674, May 2013.
- [11] S. V. Hanly, "An algorithm for combined cell-site selection and power control to maximize cellular spread spectrum capacity," *IEEE J. Sel. Areas Commun.*, vol. 13, no. 7, pp. 1332-1340, Sep. 1995.
- [12] M. Rasti, A. R. Sharafat, S. Member, and J. Zander, "Pareto and energy-efficient distributed power control with feasibility check in wireless networks," *IEEE Trans. Inform. Theory*, vol. 57, no. 1, pp. 245-255, Jan. 2011.
- [13] S. Luo, R. Zhang, and T. J. Lim, "Optimal power and range adaptation for green broadcasting," *IEEE Trans. Wireless Commun.*, vol. 12, no. 9, pp. 4592-4603, Sep. 2013.
- [14] Z. Niu, Y. Wu, J. Gong, and Z. Yang, "Cell zooming for cost-efficient green celular networks," *IEEE Commun. Mag.*, vol. 48, no.11, pp. 74-79, Nov. 2010.
- [15] K. Son, H. Kim, Y. Yi, and B. Krishnamachari, "Base station operation and user association mechanisms for energy-delay tradeoffs in green cellular networks," *IEEE J. Sel. Areas Commun.*, vol. 29, no. 8, pp. 1525-1536, Sep. 2011.
- [16] D. Gesbert, S. Hanly, H. Huang, S. S. Shitz, O. Simeone, and W. Yu, "Multi-cell MIMO cooperative networks: a new look at interference", *IEEE J. Sel. Areas Commun.*, vol. 28, no. 9, pp. 1380-1408, Dec. 2010.
- [17] Y. Liu, Y. Dai, and Z. Luo, "Coordinated beamforming for MISO interference channel: complexity analysis and efficient algorithms," *IEEE Trans. Signal Process.*, vol. 59, no. 3, pp. 1142-1157, Mar. 2011.
- [18] Y. Zhou and W. Yu, "Approximate bounds for limited backhaul uplink multicell processing with single-user compression," *Canadian Workshop on Information Theory (CWIT)*, pp. 113-116, Jun. 2013.

- [19] S. H. Park, O. Simeone, O. Sahin, and S. Shamai, "Joint precoding and multivariate backhaul compression for the downlink of cloud radio access networks," *IEEE Trans. Signal Process.*, vol. 61, no. 22, pp. 5646-5658, Nov. 2013.
- [20] J. Zhao, T. Quek, and Z. Lei, "Coordinated multipoint transmission with limited backhaul data transfer," *IEEE Trans. Wireless Commun.*, vol. 12, no. 6, pp. 2762-2775, Jun. 2013.
- [21] M. H. M. Costa, "Writing on dirty paper," *IEEE Trans. Inform. Theory*, vol. 29, no. 3, pp. 439-441, May 1983.
- [22] I. Hwang, B. Song, and S. S. Soliman, "A holistic view on hyper-dense heterogeneous and small cell networks," *IEEE Commun. Mag.*, vol. 51, no. 6, pp. 20-27, Jun. 2013.
- [23] D. Astely, E. Dahlman, G. Fodor, S. Parkvall, and J. Sachs, "LTE release 12 and beyond," *IEEE Commun. Mag.*, vol. 51, no. 7, pp. 154-160, Jul. 2013.
- [24] L. Liu, R. Zhang, and K. C. Chua, "Achieving global optimality for weighted sum-rate maximization in the K-user Gaussian interference channel with multiple antennas," *IEEE Trans. Wireless Commun.*, vol. 11, no. 5, pp. 1933-1945, May 2012.
- [25] G. Auer, V. Giannini, C. Desset, I. Godor, P. Skillermark, M. Olsson, M. Imran, D. Sabella, M. Gonzalez, O. Blume, and A. Fehske, "How much energy is needed to run a wireless network?" *IEEE Trans. Wireless Commun.*, vol. 18, no. 5, pp. 40-49, Oct. 2011.
- [26] M. Yuan and Y. Lin, "Model selection and estimation in regression with grouped variables," *Journal of the Royal Statistical Society: Series B (Statistical Methodology)*, vol. 68, no. 1, pp. 49-67, Feb. 2006.
- [27] S. Leyffer, *Mixed integer nonlinear programming*, Springer, 2012.
- [28] M. Schubert and H. Boche, "Iterative multiuser uplink and downlink beamforming under SINR constraints," *IEEE Trans. Signal Process.*, vol. 53, no. 7, pp. 2324-2334, Jul. 2005.
- [29] L. Zhang, R. Zhang, Y. C. Liang, Y. Xin, and H. V. Poor, "On Gaussian MIMO BC-MAC duality with multiple transmit covariance constraints," *IEEE Trans. Inform. Theory*, vol. 58, no. 4, Apr. 2012.
- [30] A. Wiesel, Y. C. Eldar, and S. Shamai, "Linear precoding via conic optimization for fixed MIMO receivers," *IEEE Trans. Signal Process.*, vol. 54, no. 1, pp. 161-176, Jan. 2006.
- [31] F. Bach, R. Jenatton, J. Mairal, and G. Obozinski, "Optimization with sparsity-inducing penalties," *Foundations and Trends in Machine Learning*, vol. 4, no. 1, pp. 1-106, Jan. 2012.
- [32] E. J. Candes, M. B. Wakin, and S. Boyd, "Enhancing sparsity by reweighted ℓ_1 minimization," *Journal of Fourier Analysis and Applications*, vol. 14, no. 5-6, pp. 877-905, Dec. 2008.
- [33] D. R. Hunter and K. Lange, "Quantile regression via an MM algorithm," *Journal of Computational and Graphical Statistics*, vol. 9, no. 1, Mar. 2000.
- [34] Q. Ye, Y. Chen, M. Al-Shalash, C. Caramanis, and J. G. Andrews, "User association for load balancing in heterogeneous cellular network," *IEEE Trans. Wireless Commun.*, vol. 12, no. 6, pp. 2706-2716, Jun. 2013.
- [35] J. Sangiamwong, Y. Saito, N. Miki, T. Abe, S. Nagata, and Y. Okumura, "Investigation on cell selection methods associated with inter-cell interference coordination in heterogeneous networks for lte-advanced downlink," in *11th European Wireless Conference Sustainable Wireless Technologies*, pp. 1-6, Apr. 2011.
- [36] S. Boyd and L. Vandenberghe, *Convex Optimization*, Cambridge University Press, 2004.
- [37] D. Tse and P. Viswanath, *Fundamentals of Wireless Communications*. Cambridge, UK: Cambridge University Press, 2005.