

Broadband optical cooling of molecular rotors

Chien-Yu Lien¹, Christopher M. Seck¹ & Brian C. Odom¹

¹*Northwestern University, Department of Physics and Astronomy, Evanston, IL 60208, USA*

Contrary to intuition, laser excitation of bound electrons can decrease the temperature of a system, with electronic relaxation times as fast as nanoseconds allowing for rapid cooling to far below ambient temperature^{1–4}. Although laser cooling of atoms is routine owing to their relatively simple internal structure, laser cooling of molecular translational speeds, vibrations, or rotations is challenging because a different laser frequency is required to electronically excite each populated vibrational and rotational state. Partially addressing these challenges, a broadband laser has recently been used to cool molecular vibrations³, and narrowband lasers have been used to cool translational speeds of certain molecules that electronically relax without undesirable vibrational excitation^{4,5}. Since many molecular rotational states are populated at room temperature, it is of great interest to also cool rotations; however, laser excitation of molecular electrons has not previously been used to cool rotations of warm molecules. Here, we show that molecules with decoupled vibrational and electronic modes can be rotationally cooled using a single spectrally filtered broadband laser to simultaneously address many rotational states. We optically cool singly-charged aluminum monohydride (AlH^+) molecules held in a room-temperature radiofrequency Paul trap to collect 95% of the population in the ground quantum state, corresponding to a rotational temperature of 4 K. In our current implementation, parity-preserving electronic cycling cools to the two

lowest rotational levels with a timescale set by repeated electronic relaxation, and collection into the lowest level utilizes a slower vibrational relaxation event setting the overall cooling timescale to 100 ms; straightforward modifications could allow vibrationless cooling to the ground state in 10 μ s. We anticipate that the ability to quickly cool trapped molecular rotors and to repeatedly reset their quantum state will impact several areas of research, including quantum information processing⁶⁻⁸, ultracold chemistry^{9,10}, precision tests of fundamental symmetries^{11,12}, and searches for time-varying constants^{13,14}.

The ability to cool atoms with lasers has had far-reaching impact on atomic and condensed-matter physics and has created a new field of cold-atom technology, with the critical feature of rapid atomic manipulation tied to fast electronic relaxation timescales, typically 10 ns for strong transitions. Because of their additional internal structure, cold molecules promise possibilities without analogy in atomic systems; for instance, molecular electric dipoles can interact strongly over long distance scales, and large internal molecular fields can be used to search for new physics beyond the Standard Model¹². Before the potential of molecules can be harnessed, however, a method is needed to prepare and to reset their vibrational and rotational quantum states. At room temperature, although many species are already in their ground vibrationally state, all molecules occupy at least several rotational states, and experimental manipulation often causes further ro-vibrational population diffusion. Previous approaches for creating samples of internally cold molecules include supersonic and cryogenic beams¹⁵, cold or ultracold buffer gas cooling^{16,17}, state-selective molecule creation¹⁸, and blackbody-assisted rotational cooling by laser-excitation of vibrations^{19,20}. However, the potential simplicity of using commercially available optical lasers to gain faster and more

complete molecular control strongly motivates the current work.

The use of laser excitation of electrons to achieve molecular cooling must overcome two challenges: electronic relaxation generally excites vibrations, and every populated rotational and vibrational state requires a unique laser frequency. The DeMille and Ye groups have demonstrated translational cooling by addressing the first challenge, working with molecules whose so-called diagonal Franck-Condon factors (FCFs) allow for many electronic excitation-relaxation cycles before vibrational excitation occurs^{4,5}. However since these demonstrations used narrowband lasers, only the small fraction of molecules in a single rotational level were slowed. The Orsay group demonstrated vibrational cooling by addressing the second challenge, using a spectrally filtered femtosecond laser (SFFL) to simultaneously drive cooling transitions from many populated vibrational states³. In a later experiment, the same group demonstrated that since their molecules were photoassociated into an already rotationally cold distribution, they could collect a large population fraction into the ground state by addition of a swept narrowband laser²¹. Our approach combines aspects of these previous techniques to demonstrate the first electronic-excitation laser cooling of initially warm molecular rotors; we use an SFFL exciting selected electronic transitions to quickly cool rotations of a diagonal-FCF species.

The experiment is performed in a radiofrequency linear Paul trap designed for stability over a wide range of ion masses and integrated with a time-of-flight mass spectrometer (TOFMS). In each experimental run, laser ablation is used to load laser-cooled Ba⁺ ions along with ~ 100 Al⁺ ions. We operate with an intentionally degraded vacuum (3×10^{-10} mbar) so that AlH⁺ is formed

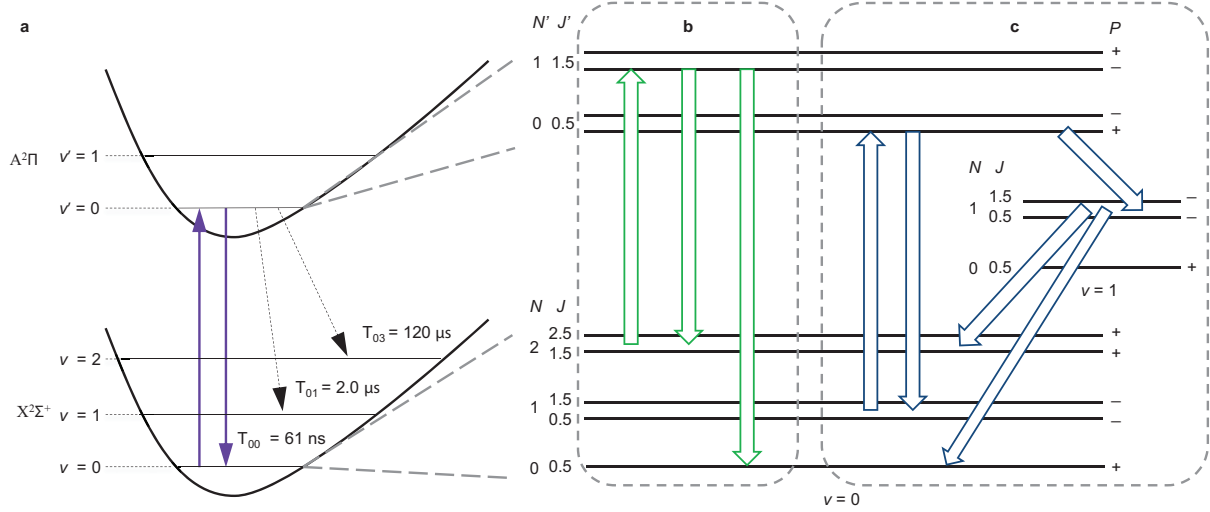


Figure 1: Rotational cooling scheme for AlH^+ . **a.** The SFFL drives electronic transitions from $|\text{X}^2\Sigma^+, v = 0, N\rangle$ to $|\text{A}^2\Pi, v' = 0, N' = N - 1\rangle$; electronic relaxation most often occurs without vibrational excitation. **b.** The lowest frequency of the BROC light excites from both components of the $N = 2$ level, with parity and angular momentum selection rules allowing only for relaxation back to $N = 2$ or to $N = 0$. The BROC spectrum also drives from $N = 3$ and higher, not drawn in the figure. **c.** The VA-BROC scheme additionally cools parity by including a spectral component to drive the lowest P-branch transition. The system cycles on this transition until the next-dominant decay channel to $v = 1$ and subsequent vibrational relaxation to $v = 0$ flips the parity.

on a one-minute timescale by reaction of Al^+ with background gas. Coulomb repulsion keeps ions several microns apart, preventing ion-ion chemical reactions and allowing the laser-cooled Ba^+ ions to sympathetically cool AlH^+ ions into a so-called Coulomb crystal with translational temperature $< 1 \text{ K}$ ²². The large inter-ion separation and ultrahigh vacuum conditions result in decoupling of the AlH^+ translational, vibrational, and rotational energies. After loading, the vibrations and rotations are at room temperature with 99.96% of the vibrational population in the lowest state $v = 0$, but significant population is distributed among the first ten rotational levels $N = 0 - 9$ with 4% remaining in $N \geq 10$. The rotational population distribution is destructively probed by state-selective resonance-enhanced multi-photon dissociation ($1 + 1'$ REMPD)²³⁻²⁶, which converts AlH^+ only in the target rotational state into Al^+ , and is analyzed by the TOFMS. Further details of the apparatus and state readout can be found in Ref. 26.

AlH^+ was chosen for this work because the diagonal FCFs of its A-X transition allow many electronic excitation-relaxation cycles before an undesirable vibrational excitation occurs (Fig. 1a). Our light source for broadband optical rotational cooling (BROC) is a frequency-doubled SFFL (SpectraPhysics Mai Tai) yielding 900 mW at the 360 nm $\text{A}^2\Pi\text{-X}^2\Sigma^+$ transition; spectral filtering (Fig. 2) is done after the doubling stage. The spectrum of the femtosecond laser is actually a series of “comb teeth” spaced by 80 MHz, and here we simply allow Doppler broadening guarantee sufficient overlap between molecular transitions and one of the teeth; alternately, modulation of the SFFL frequency could be used to effectively remove the tooth structure²⁷. The angular momentum selection rules for this transition are $\Delta J = 0 \pm 1$, where $\mathbf{J} = \mathbf{N} + \mathbf{S} + \mathbf{L}$ is the total angular momentum including molecular rotation \mathbf{N} and electron spin \mathbf{S} and orbit \mathbf{L} . The laser is spectrally filtered

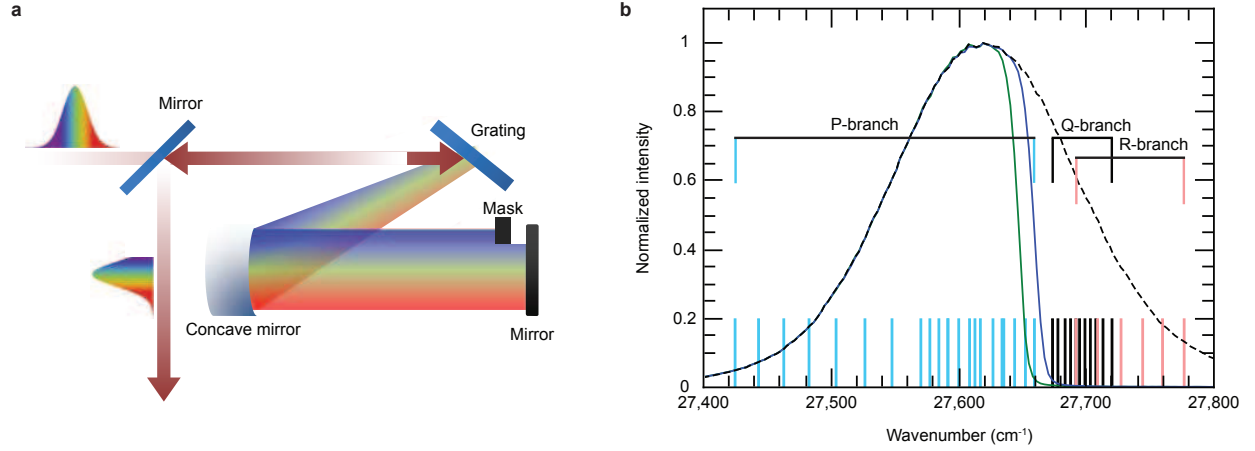


Figure 2: Spectral filtering of the broadband laser. **a.** So-called 4-f configuration commonly used in femtosecond pulse-shaping²⁷. **b.** Stick spectrum of the $\text{AlH}^+ \text{A}^2\Pi\text{-X}^2\Sigma^+ F_1$ transition, with the unfiltered femtosecond laser (dashed), BROC (green), and VA-BROC (blue) spectra measured by a spectrometer (Ocean Optics HR4000). The spectral cutoffs, determined by other measurements to be $\leq 2 \text{ cm}^{-1}$, are sharper than the plotted spectrometer resolution; since the spectrometer absolute calibration is not reliable to the required level, we use rotational cooling performance to fine-tune the mask position.

to remove all but the rotationally de-exciting transitions of the P- and ^PQ-branches²⁷; subsequent electronic relaxation either returns the molecule to its initial rotational state N or to the lower $N - 2$ state, resulting in rotational cooling (Fig. 1b). Another important spectral feature which generally follows from diagonal FCFs is that the allowed $\Delta N = -1$ and $\Delta N = +1$ transition frequencies are spectrally separated from one another, allowing for straightforward filtering of the latter. Each electronic excitation and relaxation cycle conserves the molecular parity, so in this simplest spectral filtering configuration, population is pumped to the lowest quantum state of each parity, $N = 0$ and $N = 1$.

In order to collect all population in the positive-parity $N = 0$ level, we employ a modified vibrationally-assisted broadband rotational optical cooling scheme (VA-BROC); here, parity conservation of BROC is destroyed by forcing vibrationally-exciting electronic decay to occur only for the negative parity. The cutoff frequency of the SFFL is shifted slightly (Fig. 2b) to additionally drive the $|X^2\Sigma^+, v = 0, N = 1\rangle \rightarrow |A^2\Pi, v' = 0, N' = 0\rangle$ transition, which has no alternate channel for relaxation within the $v = 0$ manifold, resulting in electron cycling. After many excitation-relaxation cycles, vibrationally-exciting electronic decay to $v = 1$ and subsequent vibrational relaxation result in a net parity flip. Population immediately after this process is entirely in the positive-parity $|v = 0, N = 0\rangle$ or $|v = 0, N = 2\rangle$ states, with the population in the latter quickly pumped to the ground state by the SFFL.

Fig. 3(a) shows the measured initial rotational distribution and cooling resulting from 5 s of BROC and VA-BROC. The initial rotational distribution is well represented by a thermal en-

semble, validating the analysis techniques. BROC yields 48(4)% population in the positive-parity $|v = 0, N = 0\rangle$ state and 46(3)% in the negative-parity $|v = 0, N = 1\rangle$ state; a toy Monte Carlo simulation was used for statistical analysis (see Supplemental Information). The measured loss fraction, i.e. population not in $|v = 0, N = 0\rangle$ or $|v = 0, N = 1\rangle$, is 6(5)%, consistent with the expectation of zero loss to higher levels²⁷ or to molecular dissociation²⁸. The plot includes data from an anomalous run yielding non-zero $N = 3$ population, which could indicate finite loss during cooling; however, as discussed in Supplemental Information, there is strong evidence that this signal was from detector noise rather than real population. The BROC data was additionally used to probe the fraction of AlH^+ undergoing predissociation, the energetically allowed but rare process²⁸ of transitioning from the $\text{A}^2\Pi$ level to the unbound $\text{Al}^+ + \text{H}$ continuum. Excluding the anomalous $|N = 3\rangle$ event, the predissociation probability upper limit is determined to be less than 0.2%, at the 90% confidence level. The VA-BROC results correspond to 95(2)% population in the single-parity $|v = 0, N = 0\rangle$ ground state. The measured loss fraction, population not in the ground state is $4.6^{+2.0}_{-1.3}\%$, and the effective rotational temperature is $3.8^{+0.9}_{-0.3}$ K. We expect that the temperature could be further reduced by improved optimization of the spectral filtering.

Although the simulation²⁷ predicts that the electronic-only phase of the process occurs as fast as the $100\ \mu\text{s}$ timescale with our current laser intensity, the population dynamics measurements are currently limited by the 10 ms speed of a mechanical shutter gating the SFFL light. Nonetheless, this timing resolution allows us to analyze the vibrational relaxation phase of VA-BROC and to extract a measurement of the vibrational relaxation time τ . Fig. 3b shows data taken for various SFFL-on times, with the population measurement occurring 1 s (several vibrational-relaxation time

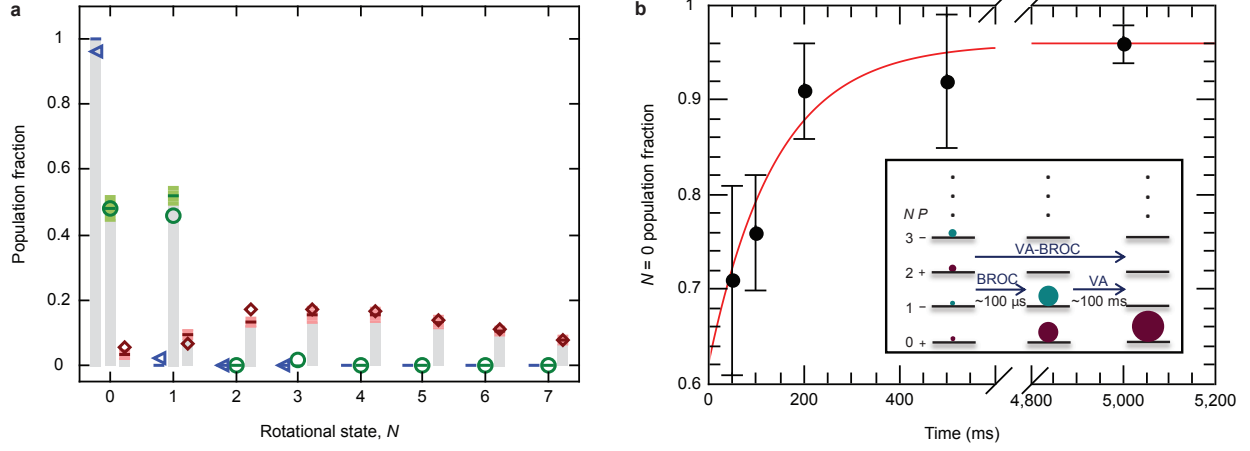


Figure 3: Rotational cooling results. **a.** Measured rotational populations for initial thermal (red diamonds), BROCC (green circles), and VA-BROCC (blue triangles) distributions. Expected thermal or simulated populations are indicated by horizontal lines with colored bands denoting the 68% confidence region around the expected value for the experimental sample size. **b.** Measured population fraction in $N = 0$ versus duration of VA-BROCC illumination, with a single-parameter fit to the data. Inset: VA-BROCC cooling contains two timescales: fast, parity-preserving electronic cycling and slower, vibrationally-assisted parity pumping. The two different parities are denoted by color and relative population denoted by circle size.

constants) later. The detected population P_0^d in $N = 0$ is expected to obey $P_0^d = P_0^f - P_1^i B_2 e^{-T/\tau}$, where P_0^f is the measured asymptotic population in $N = 0$, P_1^i is the initial population in $N = 1$ following the faster BROC phase of cooling, taken here from simulation, $B_2 \approx 2/3$ is the known branching fraction for relaxation from $|v = 1, N = 1\rangle$ to $|v = 0, N = 2\rangle$, $1/\tau$ is the overall vibrational relaxation rate from $v = 1$, and T is the duration of the VA-PROC pulse. Treating τ as the single free parameter, a fit to the data yield $\tau = 140(20)$ ms, in good agreement with the theory value of 127 ms²⁸.

Beginning from a room temperature distribution with a rotational ground state population fraction of 3.2%, our broadband electronic-excitation technique achieves 95% ground state occupation in a timescale of 140 ms. This cooling time could further be reduced to the 10 μ s timescale, that of BROC without the vibrational assist and with the SFFL at saturation intensity, by flipping the parity of population collected in $|X^2\Sigma^+, v = 0, N = 1\rangle$ using a 2-photon excitation to $A^2\Pi$ or a 1-photon excitation to $|X^2\Sigma^+, v = 0, N = 2\rangle$. The efficiency and timescale of our broadband electronic-excitation technique can be compared with a blackbody-assisted narrowband vibrational-excitation technique which has previously been used to cool molecular rotors from room temperature, achieving ground state populations of 36.7% (20 K) for MgH^+ (Ref. 19) and 78% (27 K) for HD^+ (Ref. 20) on several-second timescales. It also is instructive to compare the generality of these alternate approaches to rotational cooling. The narrowband vibrational-excitation technique is readily applicable to any polar hydride but has limited utility for species with larger reduced mass (i.e. fluorides or chlorides) due to their slower vibrational relaxation rates; our broadband electronic-excitation technique is most readily applicable to specialized molecules

with diagonal FCFs, but it can also be applied to heavier species so long as the spectral filtering is sufficiently precise to accommodate increasingly congested spectra.

Other diagonal-FCF candidate species for BROCC have been identified^{28,29}; the combination of BROCC with a broadband vibrational cooling technique³ could make possible optical rotational cooling of a still larger class of molecules with relaxed FCF requirements. Building upon our efficient optical cooling of AlH^+ rotors, this species is a good candidate for all-optical cooling of both internal and translational molecular energies, single-molecule fluorescence detection, entangling its molecular electric dipole with other molecules or with external circuits⁸, and single-molecule spectroscopy experiments³⁰ searching for time-varying fundamental constants^{13,14}.

1. Kastler, A. Quelques suggestions concernant la production optique et la detection optique d'une inegalite de population des niveaux de quantification spatiale des atomes - application a l'experience de stern et gerlach et a. *Journal De Physique Et Le Radium* **11**, 255–265 (1950).
2. Wineland, D., Drullinger, R. & Walls, F. Radiation-pressure cooling of bound resonant absorbers. *Phys. Rev. Lett.* **40**, 1639–1642 (1978).
3. Viteau, M. *et al.* Optical pumping and vibrational cooling of molecules. *Science* **321**, 232–234 (2008).
4. Shuman, E. S., Barry, J. F. & DeMille, D. Laser cooling of a diatomic molecule. *Nature* **467**, 820–823 (2010).

5. Hummon, M. T. *et al.* 2D magneto-optical trapping of diatomic molecules. *Phys. Rev. Lett.* **110**, 143001 (2013).
6. DeMille, D. Quantum computation with trapped polar molecules. *Phys. Rev. Lett.* **88**, 067901 (2002).
7. Andre, A. *et al.* A coherent all-electrical interface between polar molecules and mesoscopic superconducting resonators. *Nat. Phys.* **2**, 636–642 (2006).
8. Schuster, D., Bishop, L., Chuang, I., DeMille, D. & Schoelkopf, R. Cavity QED in a molecular ion trap. *Phys. Rev. A* **83**, 012311 (2011).
9. Balakrishnan, N. & Dalgarno, A. Chemistry at ultracold temperatures. *Chem. Phys. Lett.* **341**, 652–656 (2001).
10. Leshko, M., Krems, R. V., Doyle, J. M. & Kais, S. Manipulation of molecules with electromagnetic fields. *Mol. Phys.* **111**, 1648–1682 (2013).
11. Kozlov, M. G. & Labzowsky, L. N. Parity violation effects in diatomics. *J. Phys. B: At., Mol. Opt. Phys.* **28**, 1933–1961 (1995).
12. Baron, J. *et al.* Order of magnitude smaller limit on the electric dipole moment of the electron. *Science* **343**, 269–272 (2014).
13. DeMille, D. *et al.* Enhanced sensitivity to variation of m_e/m_p in molecular spectra. *Phys. Rev. Lett.* **100**, 043202–4 (2008).

14. Chin, C., Flambaum, V. V. & Kozlov, M. G. Ultracold molecules: new probes on the variation of fundamental constants. *New Journal of Physics* **11**, 055048 (2009).
15. Maxwell, S. E. *et al.* High-flux beam source for cold, slow atoms or molecules. *Phys. Rev. Lett.* **95**, 173201 (2005).
16. Weinstein, J. D., deCarvalho, R., Guillet, T., Friedrich, B. & Doyle, J. M. Magnetic trapping of calcium monohydride molecules at millikelvin temperatures. *Nature* **395**, 148–150 (1998).
17. Rellergert, W. G. *et al.* Evidence for sympathetic vibrational cooling of translationally cold molecules. *Nature* **495**, 490–494 (2013).
18. Tong, X., Winney, A. H. & Willitsch, S. Sympathetic cooling of molecular ions in selected rotational and vibrational states produced by threshold photoionization. *Phys. Rev. Lett.* **105**, 143001 (2010).
19. Sta anum, P. F., Hojbjerg, K., Skyt, P. S., Hansen, A. K. & Drewsen, M. Rotational laser cooling of vibrationally and translationally cold molecular ions. *Nat. Phys.* **6**, 271–274 (2010).
20. Schneider, T., Roth, B., Duncker, H., Ernsting, I. & Schiller, S. All-optical preparation of molecular ions in the rovibrational ground state. *Nat. Phys.* **6**, 275–278 (2010).
21. Manai, I. *et al.* Rovibrational cooling of molecules by optical pumping. *Phys. Rev. Lett.* **109**, 183001 (2012).
22. Bowe, P. *et al.* Sympathetic crystallization of trapped ions. *Phys. Rev. Lett.* **82**, 2071 (1999).

23. Hojbjerg, K., Hansen, A. K., Skyt, P. S., Sta anum, P. F. & Drewsen, M. Rotational state resolved photodissociation spectroscopy of translationally and vibrationally cold MgH^+ ions: toward rotational cooling of molecular ions. *New J. Phys.* **11**, 055026 (2009).
24. Roth, B., Koelemeij, J. C. J., Daerr, H. & Schiller, S. Rovibrational spectroscopy of trapped molecular hydrogen ions at millikelvin temperatures. *Physical Review A (Atomic, Molecular, and Optical Physics)* **74**, 040501–4 (2006).
25. Ni, K.-K. *et al.* State-specific detection of trapped HfF^+ by photodissociation. *arXiv:1401.5423 [physics]* (2014).
26. Seck, C. M., Hohenstein, E. G., Lien, C.-Y., Stollenwerk, P. R. & Odom, B. C. Rotational state analysis of AlH^+ by two-photon dissociation. *arXiv:1402.0123 [physics]* (2014).
27. Lien, C.-Y., Williams, S. R. & Odom, B. Optical pulse-shaping for internal cooling of molecules. *Phys. Chem. Chem. Phys.* **13**, 18825–18829 (2011).
28. Nguyen, J. H. V. *et al.* Challenges of laser-cooling molecular ions. *New J. Phys.* **13**, 063023 (2011).
29. Nguyen, J. H. V. & Odom, B. Prospects for doppler cooling of three-electronic-level molecules. *Phys. Rev. A* **83**, 053404 (2011).
30. Schmidt, P. O. *et al.* Spectroscopy using quantum logic. *Science* **309**, 749–752 (2005).

Acknowledgements We thank Michael Schmitt for generous help with error analysis. This work was supported by the Air Force Office of Scientific Research and by the National Science Foundation.

Competing Interests The authors declare that they have no competing financial interests.

Correspondence Correspondence and requests for materials should be addressed to Brian Odom (email: b-odom@northwestern.edu).