

Partitioning Complex Networks via Size-constrained Clustering

Henning Meyerhenke, Peter Sanders and Christian Schulz
Karlsruhe Institute of Technology (KIT), Karlsruhe, Germany
Email: {meyerhenke, sanders, christian.schulz}@kit.edu

Abstract. The most commonly used method to tackle the graph partitioning problem in practice is the multilevel approach. During a coarsening phase, a multilevel graph partitioning algorithm reduces the graph size by iteratively contracting nodes and edges until the graph is small enough to be partitioned by some other algorithm. A partition of the input graph is then constructed by successively transferring the solution to the next finer graph and applying a local search algorithm to improve the current solution.

In this paper, we describe a novel approach to partition graphs effectively especially if the networks have a highly irregular structure. More precisely, our algorithm provides graph coarsening by iteratively contracting size-constrained clusterings that are computed using a label propagation algorithm. The *same* algorithm that provides the size-constrained clusterings can also be used during uncoarsening as a fast and simple local search algorithm.

Depending on the algorithm's configuration, we are able to compute partitions of very high quality outperforming all competitors, or partitions that are comparable to the best competitor in terms of quality, hMetis, while being nearly an order of magnitude faster on average. The fastest configuration partitions the largest graph available to us with 3.3 billion edges using a single machine in about ten minutes while cutting less than half of the edges than the fastest competitor, kMetis.

1 Introduction

Graph partitioning (GP) is very important for processing very large graphs, e.g. networks stemming from finite element methods, route planning, social networks or web graphs. Often the node set of such graphs needs to be partitioned (or clustered) such that there are few edges between the blocks (node subsets, parts). In particular, when you process a graph in parallel on k PEs (processing elements), you often want to partition the graph into k blocks of (about) equal size. Then each PE owns a roughly equally sized part of the graph. In this paper we focus on a version of the problem that constrains the maximum block size to $(1 + \epsilon)$ times the average block size and tries to minimize the total cut size, i.e., the number of edges that run between blocks. Such edges are supposed to model the communication at block boundaries between the corresponding PEs. It is well-known that there are more realistic (but more complicated) objective functions involving also the block that is worst and the number of its neighboring nodes [11], but the cut size has been the predominant optimization criterion. The GP problem is NP-complete [9] and there is no approximation algorithm with a constant ratio factor for general graphs [4]. Therefore heuristic algorithms are used in practice.

A successful heuristic for partitioning large graphs is the *multilevel graph partitioning* (MGP) approach depicted in Figure 1, where the graph is recursively *contracted* to obtain smaller graphs which should reflect the same basic structure as the input graph. After applying an *initial partitioning* algorithm to the smallest graph, the contraction is undone and, at each level, a *local search* method is used to improve the partitioning induced by the coarser level.

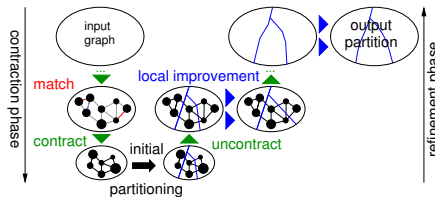


Fig. 1. Multilevel graph partitioning.

Recently the partitioning of *complex networks*, such as social networks or web graphs, has become a focus of investigation [7]. While partitioning meshes is a mature field, the structure of complex networks poses new challenges. Complex networks are often *scale-free* (many low-degree nodes, few high-degree nodes) and have the small-world property. Small world means that the network has a small diameter, so that the whole graph is discovered within a few hops from any source node. These two properties distinguish complex networks from traditional meshes and make finding small cuts difficult. Yet, to cope with massive network data sets in reasonable time, there is a need for parallel algorithms. Their efficient execution requires good graph partitions.

The paper is organized as follows. We begin in Section 2 by introducing basic concepts and by summarizing related work. The main parts of the paper are Sections 3 and 4. The former introduces our rationale and the resulting size-constrained label propagation algorithm. We employ this algorithm during *both* coarsening *and* uncoarsening. During coarsening we iteratively compute a size-constrained graph clustering and contract it, and during uncoarsening the algorithm can be used as a fast local search algorithm. Section 4 augments the basic algorithm by several algorithmic components. The presented algorithms speed up computations and improve solution quality, in particular on graphs that have a irregular structure such as social networks or web graphs. Experiments in Section 5 indicate that our algorithms are able provide excellent partitioning quality in a short amount of time. For example, a web graph with 3.3 billion edges can be partitioned on a single machine in about ten minutes while cutting less than half of the edges than the partitions computed by kMetis. Finally, we conclude with Section 6.

2 Preliminaries

2.1 Basic concepts

Consider an undirected graph $G = (V = \{0, \dots, n-1\}, E, c, \omega)$ with edge weights $\omega : E \rightarrow \mathbb{R}_{>0}$, node weights $c : V \rightarrow \mathbb{R}_{\geq 0}$, $n = |V|$, and $m = |E|$. We extend c and ω to sets, i.e. $c(V') := \sum_{v \in V'} c(v)$ and $\omega(E') := \sum_{e \in E'} \omega(e)$. $\Gamma(v) := \{u : \{v, u\} \in E\}$ denotes the neighbors of v . We are looking for *blocks* of nodes V_1, \dots, V_k that partition V , i.e., $V_1 \cup \dots \cup V_k = V$ and $V_i \cap V_j = \emptyset$ for $i \neq j$. The *balancing constraint* demands that $\forall i \in \{1..k\} : c(V_i) \leq L_{\max} := (1 + \epsilon)c(V)/k + \max_{v \in V} c(v)$ for some parameter ϵ . The last term in this equation arises because each node is atomic and therefore a deviation of the heaviest node has to be allowed. Note that for unweighted graphs the

balance constraint becomes $\forall i \in \{1..k\} : |V_i| \leq (1 + \epsilon) \lceil \frac{|V|}{k} \rceil$. The objective is to minimize the total *cut* $\sum_{i < j} w(E_{ij})$ where $E_{ij} := \{\{u, v\} \in E : u \in V_i, v \in V_j\}$. We say that a block V_i is *underloaded* if $|V_i| < L_{\max}$ and *overloaded* if $|V_i| > L_{\max}$. A clustering is also a partition, however, k is usually not given in advance and the balance constraint is removed. A size-constrained clustering constrains the size of the blocks of a clustering by a given upper bound U such that $c(V_i) \leq U$. Note that by adjusting the upper bound one can somehow control the number of blocks of a feasible clustering. For example, when using $U = 1$, the only feasible size-constrained clustering in an unweighted graphs is the clustering where each node forms a block of its own. A node $v \in V_i$ that has a neighbor $w \in V_j, i \neq j$, is a boundary node. A *matching* $M \subseteq E$ is a set of edges that do not share any common nodes, i.e. the graph (V, M) has maximum degree one. By default, our initial inputs will have unit edge and node weights. However, even those will be translated into weighted problems in the course of the multilevel algorithm. In order to avoid tedious notation, G will denote the current state of the graph before and after an (un)contraction in the multilevel scheme throughout this paper.

2.2 Related Work

There has been a *huge* amount of research on GP so that we refer the reader to [3,5] for most of the material. Here, we focus on issues closely related to our main contributions. All general-purpose methods that work well on large real-world graphs are based on the multilevel principle. The basic idea can be traced back to multigrid solvers for systems of linear equations. Recent practical methods are mostly based on graph theoretic aspects, in particular edge contraction and local search. There are different ways to create graph hierarchies such as matching-based schemes [30,13,8,20] or variations thereof [1] and techniques similar to algebraic multigrid [17,6,22]. Well-known MGP software packages include Jostle [30], Metis [13], and Scotch [20].

Graph clustering with the label propagation algorithm (LPA) has originally been described by Raghavan et al. [21], but several variants of the algorithm exist (e.g. [10]). In addition to its use for fast graph clustering, LPA has been used to partition networks, e.g. by Uganer and Backstrom [28]. The authors use partitions obtained by geographic initializations and improve the partition by combining LPA with linear programming.

KaHIP. KaHIP – Karlsruhe High Quality Partitioning – is a family of GP programs that tackle the balanced GP problem [23,25]. It includes KaFFPa (Karlsruhe Fast Flow Partitioner), which is a matching-based multilevel graph partitioning framework that uses for example flow-based methods and more-localized local searches to compute high quality partitions. We integrate our new techniques described in this paper into this multilevel algorithm. KaHIP also includes KaFFPaE (KaFFPa Evolutionary), which is a parallel evolutionary algorithm and KaBaPE (Karlsruhe Balanced Partitioner Evolutionary), which extends the evolutionary algorithm.

3 Cluster Contraction

We are now ready to explain the basic idea of our new approach for creating graph hierarchies, which is targeted at complex network such as social networks and web graphs. We start by introducing the size-constrained label propagation algorithm, which is used to compute clusterings of the graph. To compute a graph hierarchy, the clustering is contracted by replacing each cluster with a single node, and the process is repeated recursively until the graph is small. The hierarchy is then used by our partitioner. KaHIP uses its own initial partitioning and local search algorithms to partition the coarsest graph and to perform local improvement on each level, respectively. Due to the way the contraction is defined, it is ensured that a partition of a coarse graph corresponds to a partition of the input network with the same objective and balance. Note that cluster contraction is an aggressive coarsening strategy. In contrast to previous approaches, it enables us to drastically shrink the size of irregular networks. The intuition behind this technique is that a clustering of the graph (one hopes) contains many edges running inside the clusters and only a few edges running between clusters, which is favorable for the edge cut objective. Regarding complexity our experiments in Section 5 indicate that the number edges per node of the contracted graphs is smaller than the number of edges per node of the input network, and the clustering algorithm we use is fast.

3.1 Label Propagation with Size Constraints

The *label propagation algorithm* (LPA) was proposed by Raghavan et al. [21] for graph clustering. It is a fast, near-linear time algorithm that locally optimizes the number of edges cut. We outline the algorithm briefly. Initially, each node is in its own cluster/block, i.e. the initial block ID of a node is set to its node ID. The algorithm then works in rounds. In each round, the nodes of the graph are traversed in a random order. When a node v is visited, it is *moved* to the block that has the strongest connection to v , i.e. it is moved to the cluster V_i that maximizes $\omega(\{(v, u) \mid u \in N(v) \cap V_i\})$. Ties are broken randomly. The process is repeated until the process has converged. Here, we perform at most ℓ iterations of the algorithm, where ℓ is a tuning parameter, and stop the algorithm if less than five percent of the nodes changed its cluster during one round. One LPA round can be implemented to run in $\mathcal{O}(n + m)$ time.

After we have computed a clustering, we *contract it* to obtain a coarser graph. Contracting the clustering works as follows: each block of the clustering is contracted into a single node. The weight of the node is set to the sum of the weight of all nodes in the original block. There is an edge between two nodes u and v in the contracted graph if the two corresponding blocks in the clustering are adjacent to each other in G , i.e. block u and block v are connected by at least one edge. The weight of an edge (A, B) is set to the sum of the weight of edges that run between block A and block B of the

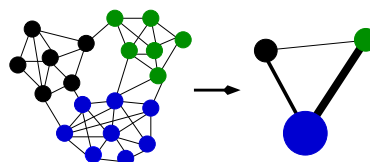


Fig. 2. Contraction of a clustering. The clustering of the graph on the left hand side is indicated by the colors. Each cluster of the graph on the left hand side corresponds to a node in the graph on the right hand side.

clustering. Note that due to the way the contraction is defined, a partition of the coarse graph corresponds to a partition of the finer graph with the same cut and balance. An example is shown in Figure 2.

In contrast to the original LPA [21], we have to ensure that each block of the cluster fulfills a size constraint. There are two reasons for this. First, consider a clustering of the graph in which the weight of a block would exceed $(1 + \epsilon) \lceil \frac{|V|}{k} \rceil$. After contracting this clustering, it would be impossible to find a partition of the contracted graph that fulfills the balance constraint. Secondly, it has been shown that using more balanced graph hierarchies is beneficial when computing high quality graph partitions [12]. To ensure that blocks of the clustering do not become too large, we introduce an upper bound $U := \max(\max_v c(v), W)$ for the size of the blocks. Here, W is a parameter that will be chosen later. When the algorithm starts to compute a graph clustering on the input graph, the constraint is fulfilled since each of the blocks contains exactly one node. A neighboring block V_ℓ of a node v is called *eligible* if V_ℓ will not become overloaded once v is moved to V_ℓ . Now when we visit a node v , we move it to the *eligible block* that has the strongest connection to v . Hence, after moving a node, the size of each block is still smaller than or equal to U . Moreover, after contracting the clustering, the weight of each node is smaller or equal to U . One round of the modified version of the algorithm can still run in linear time by using an array of size $|V|$ to store the block sizes. We set the parameter W to $\frac{L_{\max}}{f}$, where f is a tuning parameter.

We repeat the process of computing a size-constrained clustering and contracting it, recursively. As soon as the graph is small enough, i.e. the number of remaining nodes is smaller than $\max(60k, n/(60k))$, it is initially partitioned by the initial partitioning algorithms provided in KaHIP. That means each node of the coarsest graph is assigned to a block. KaHIP uses a multilevel recursive bisection algorithm to create an initial partitioning [26]. Afterwards, the solution is transferred to the next finer level. We assign a node of the finer graph to the block of its coarse representative. Local improvement methods of KaHIP then try to improve the solution on the current level.

By using a different size-constraint – the constraint $W := L_{\max}$ of the original partitioning problem – the LPA can also be used as a simple and fast local search algorithm to improve a solution on the current level. However, one has to make small modifications to handle overloaded blocks. We modify the block selection rule when we use the algorithm as local search algorithm in case that the current node v under consideration is from an overloaded block V_ℓ . In this case it is *moved* to the eligible block that has the strongest connection to v without considering the block V_ℓ it is contained in. This way it is ensured that the move improves the balance of the partition (at the cost of the number of edges cut). Experiments in Section 5 show that the algorithm is a fast alternative to the local search algorithms provided by KaFFPa. Moreover, let us emphasize that the algorithm has a large potential to be efficiently parallelized.

4 Algorithmic Extensions

In this section we present numerous algorithmic extensions to the approach presented above. This includes using different orderings for size-constrained LPA, combining multiple clusterings into one clustering, advanced multilevel schemes, allowing addi-

tional amounts of imbalance on coarse levels of the multilevel hierarchy and a method to improve the speed of the algorithm.

Node Ordering for Label Propagation. The LPA traverses the nodes in a random order and moves a node to a cluster with the strongest connection in its neighborhood to compute a clustering. Instead of using a random order, one can use the ordering induced by the node degree (increasing). That means that in the first round of the label propagation algorithm, nodes with small node degree can change their cluster before nodes with a large node degree. Intuitively, this ensures that there is already a meaningful cluster structure when the LPA chooses the cluster of a high degree node. Hence, the algorithm is likely to compute better clusterings of the graph by using node orderings based on node degree. We also tried other node orderings such as weighted node degree. The overall solution quality and running time are comparable so that we omit more sophisticated orderings here.

Ensemble Clusterings. In machine learning, ensemble methods combine multiple weak classification (or clustering) algorithms to obtain a strong algorithm for classification (or clustering). Such an ensemble approach has been successfully applied to graph clustering by combining several base clusterings from different LPA runs. These base clusterings are used to decide whether pairs of nodes should belong to the same cluster [19,27]. We follow the idea to get *better* clusterings for the coarsening phase of our multilevel algorithm.

Given a number of clusterings, the *overlay clustering* is a clustering in which two nodes belong to the same cluster if and only if they belong to the same cluster in each of the input clusterings. Intuitively, if all of the input clusters agree that two nodes belong to the same block, then they are put into the same block in the overlay clustering. On the other hand, if there is one input clustering that puts the nodes into different blocks, then they are put into different blocks in the overlay clustering. More formally, given clusterings $\{\mathcal{C}_1, \dots, \mathcal{C}_\ell\}$, we define the overlay clustering as the clustering where each block corresponds to a connected component of the graph $G_{\mathcal{E}} = (V, E \setminus \mathcal{E})$, where \mathcal{E} is the union of the cut edges of each of the clusterings \mathcal{C}_i , i.e. all edges that run between blocks in the clusterings \mathcal{C}_i . Related definitions are possible, e.g. a cluster does not have to be a connected component. In our ensemble approach we use the clusterings obtained by size-constrained LPA as input to compute the overlay clustering. It is easy to see that the number of clusters in the overlay clustering cannot decrease compared to the number of clusters in each of the input clusterings. Moreover, the overlay clustering is feasible w.r.t. to the size constraint if each of the input clusterings is feasible.

Given ℓ clusterings $\{\mathcal{C}_1, \dots, \mathcal{C}_\ell\}$, we use the following approach to *compute* the overlay clustering iteratively. Initially, the overlay clustering \mathcal{O} is set to the clustering \mathcal{C}_1 . We then iterate through the remaining clusterings and incrementally update the current solution \mathcal{O} . This is done by computing the overlay \mathcal{O} with the current clustering \mathcal{C} under consideration. More precisely, we use pairs of cluster IDs (i, j) as a key in a hash map \mathcal{H} , where i is a cluster ID of \mathcal{O} and j is a cluster ID of the current clustering \mathcal{C} . We then iterate through the nodes and initialize a counter c to zero. Let v be the current node. If the pair $(\mathcal{O}[v], \mathcal{C}[v])$ is not contained in \mathcal{H} , we set $\mathcal{H}(\mathcal{O}[v], \mathcal{C}[v])$ to c and increment c by one. Afterwards, we update the cluster ID of v in \mathcal{O} to $\mathcal{H}(\mathcal{O}[v], \mathcal{C}[v])$. Note that at the end of the algorithm, c is equal to the number of clusters contained

in the overlay clustering. Moreover, it is possible to compute the overlay clustering directly by hashing ℓ -tuples [27]. However, we choose the simpler approach here since the computation of a clustering itself already takes near-linear time.

Iterated Multilevel Algorithms. A common approach to obtain high quality partitions is to use a multilevel algorithm multiple times using different random seeds and use the best partition that has been found. However, one can do better by transferring the solution of the previous multilevel iteration down the hierarchy. In the GP context, the notion of V-cycles has been introduced by Walshaw [29] and later has been augmented to more complex cycles [24]. These previous works use matching-based coarsening and cut edges are not eligible to be matched (and hence are not contracted). Thus, a given partition on the finest level can be used as initial partition of the coarsest graph (having the same balance and cut as the partition of the finest graph). For simplicity, we focus on iterated V-cycles which are illustrated in Figure 3. We *adopt this technique* also for our new coarsening scheme by ensuring that cut edges are not contracted after the first multilevel iteration. We present more details in Appendix B.1.

Allowing Larger Imbalances on Coarse Levels. It is well-known that temporarily allowing larger imbalance is useful to create good partitions [30,25]. Allowing an additional amount of imbalance $\hat{\epsilon}$ means that the balance constraint is relaxed to $(1 + \epsilon + \hat{\epsilon}) \lceil \frac{|V|}{k} \rceil$, where ϵ is the original imbalance parameter and $\hat{\epsilon}$ is a parameter that has to be set appropriately. We adopt a simplified approach in this context and decrease the amount of additional allowed imbalance level-wise. In other words the largest amount of additional imbalance is allowed on the coarsest level and it is decreased level-wise until no additional amount of imbalance is allowed on the finest level. To be more precise, let the levels of the hierarchy be numbered in increasing order G_1, \dots, G_q where G_1 is the input graph G and G_q is the coarsest graph. The amount of allowed imbalance on a coarse level ℓ is set to $\hat{\epsilon}_\ell = \delta / (q - \ell + 1)$, where δ is a tuning parameter. No additional amount of imbalance is allowed on the finest level. Moreover, we only allow a larger amount of imbalance during the first V-cycle.

Active Nodes. The LPA looks at every node in each round of the algorithm. Assume for now that LPA is run without a size-constraint. After the first round of the algorithm, a node can only change its cluster if one or more of its neighbors changed its cluster in the previous round (for the sake of the argument we assume that ties are broken in exactly the same way as in the previous round). The active nodes approach keeps track of nodes that can potentially change their cluster. A node is called *active* if at least one of its neighbors changed its cluster in the *previous round*. In the first round all nodes are active. The original LPA is then modified so that only active nodes are considered for movement. This algorithm is always used when the label propagation algorithm is used as a local search algorithm during uncoarsening. A round of the modified algorithm can be implemented with running time linear in the amount of edges incident to the number of active nodes (see Appendix B.2).

5 Experiments

Methodology. We have implemented the algorithm described above using C++. We compiled it using g++ 4.8.2. The multilevel partitioning framework KaFFPa has dif-

graph	n	m	Ref.	graph	n	m	Ref.
Large Graphs							
p2p-Gnutella04	6 405	29 215	[16]	citationCiteseer	268 495	$\approx 1.2M$	[2]
wordassociation-2011	10 617	63 788	[15]	coAuthorsDBLP	299 067	977 676	[2]
PGPgiantcompo	10 680	24 316	[16]	enr-2000	325 557	$\approx 2.7M$	[2]
email-EuAll	16 805	60 260	[16]	web-Google	356 648	$\approx 2.1M$	[16]
as-22july06	22 963	48 436	[2]	coPapersCiteseer	434 102	$\approx 16.0M$	[2]
soc-Slashdot0902	28 550	379 445	[16]	coPapersDBLP	540 486	$\approx 15.2M$	[2]
loc-brightkite	56 739	212 945	[16]	as-skitter	554 930	$\approx 5.8M$	[16]
enron	69 244	254 449	[15]	amazon-2008	735 323	$\approx 3.5M$	[15]
loc-gowalla	196 591	950 327	[16]	eu-2005	862 664	$\approx 16.1M$	[2]
coAuthorsCiteseer	227 320	814 134	[2]	in-2004	$\approx 1.3M$	$\approx 13.6M$	[2]
wiki-Talk	232 314	$\approx 1.5M$	[16]				
Huge Graphs							
uk-2002	$\approx 18.5M$	$\approx 262M$	[15]	sk-2005	$\approx 50.6M$	$\approx 1.8G$	[15]
arabic-2005	$\approx 22.7M$	$\approx 553M$	[15]	uk-2007	$\approx 106M$	$\approx 3.3G$	[15]

Table 1. Basic properties of the graphs test set.

ferent configurations. In this work, we look at the Strong and the Eco configuration of KaFFPa. The aim of KaFFPaEco is to be fairly fast and to compute partitions of high quality, whereas KaFFPaStrong targets very high solution quality. Unless otherwise mentioned, we perform ten repetitions for each configuration of the algorithm and report the arithmetic average of computed cut size, running time and the best cut found. When further averaging over multiple instances, we use the geometric mean in order to give every instance a comparable influence on the final score. For the number of partitions k , we choose the values used in [30]: 2, 4, 8, 16, 32, 64. Our default value for the allowed imbalance is 3% since this is one of the values used in [30] and the default value in kMetis. We performed a large amount of experiments to tune the algorithm’s parameters. Their description is omitted due to space constraints. We use the following parameters of the algorithm which turned out to work well: the number of maximum label propagation iterations ℓ during coarsening and uncoarsening is set to 10, the factor f of the cluster size-constraint is set to 18, the number of V-cycles is set to three and the number of ensemble clusterings used to compute an ensemble clustering is set to 18 if k is smaller than 16, to 7 if k is 16 or 32 and to 3 if k is larger than 32.

Instances. We evaluate our algorithms on twenty-five graphs that have been collected from [2,16,15]. This includes a number of citation and social networks as well as web graphs. Table 1 summarizes the basic properties of these graphs. We use the large graph set to evaluate the performance of different algorithms in Section 5.1 and compare the performance of the fastest algorithms on the huge graphs in Section 5.2.

System. We use two machines for our experiments: *Machine A* is used for our experimental evaluation in Section 5.1. It is equipped with two Intel Xeon E5-2670 Octa-Core processors (Sandy Bridge) which run at a clock speed of 2.6 GHz. The machine has 64 GB main memory, 20 MB L3-Cache and 8x256 KB L2-Cache. *Machine B* is used for the experiments on the huge networks in Section 5.2. It is equipped with four Intel Xeon E5-4640 Octa-Core processors (Sandy Bridge) running at a clock speed of 2.4 GHz. The machine has 1 TB main memory, 20 MB L3-Cache and 8x256 KB L2-Cache.

5.1 Main Results and Comparison to other Partitioning Packages

In this section we carefully compare our algorithms against other frequently used publicly available tools. We compare the average and minimum edge cut values produced

by all of these tools on the large graphs from Table 1, as well as their average running time on these graphs. Experiments have been performed on machine A. For the comparison we used the k -way variant of hMetis 2.0 (p1) [14], kMetis 5.1 [13] and Scotch 6.0.0 [20] employing the quality option. In contrast to our algorithm, hMetis and Scotch often produce imbalanced partitions. Hence, these tools have a slight advantage in the following comparisons because we do not disqualify imbalanced solutions. In case of hMetis the partitions are imbalanced in 105 out of 1260 cases (up to 12% imbalance) and in case of Scotch the partitions are imbalanced in 218 out of 1260 cases (up to 226% imbalance). Note that the latest version of kMetis (5.1) improved the balancing on social networks by integrating a 2-hop matching algorithm that can match nodes if they share neighbors.

Algorithm	avg. cut	best cut	t [s]
CEcoR	71 814.00	67 576.20	10.2
CEco	67 222.30	64 362.71	8.6
CEcoV	66 054.66	63 243.32	14.3
CEcoV/B	64 584.70	61 272.41	15.5
CEcoV/B/E	64 724.55	61 458.39	46.6
CEcoV/B/E/A	65 060.78	61 762.06	41.9
CFastR	74 414.33	69 877.59	4.7
CFast	68 839.33	65 909.11	3.9
CFastV	67 587.23	64 713.95	5.7
CFastV/B	70 514.36	66 783.70	5.8
CFastV/B/E	68 977.84	65 542.55	28.4
CFastV/B/E/A	68 942.89	65 616.23	24.4
UFast	69 169.78	65 965.31	1.5
UFastV	67 836.57	64 877.33	3.0
UEcoV/B	65 212.06	61 738.90	11.5
CStrong	60 178.71	58 440.74	422.1
UStrong	59 935.70	58 199.17	296.4
KaFFPaEco	85 920.07	80 577.80	36.2
KaFFPaStrong	63 141.24	60 623.96	640.8
Scotch	104 954.86	97 596.38	10.6
kMetis	71 977.70	68 434.58	0.4
hMetis	65 409.81	63 493.79	107.4

Table 2. Average cut, best cut and running time results for diverse algorithms on the large graphs. Configuration abbreviations: V-cycles (V), add. balance on coarse levels (B), ensemble clusterings (E), active nodes during coarsening (A), random node ordering (R).

ordering for the LP algorithm, we add the letter R to the base configuration. CStrong uses additional balance on coarse levels and ensemble clusterings for coarsening. It uses the refinement techniques of KaFFPaStrong. UStrong is the same as CStrong but uses the cluster based partitioning approach for initial partitioning.

Table 2 summarizes the results of our experiments. First of all, we observe large running time *and* quality improvements when switching from the matching-based coarsening scheme in KaFFPaEco to the new basic label propagation coarsening scheme (CEcoR vs. KaFFPaEco). In this case, running time is improved by a factor 3.5 and solution quality by roughly 20%. Experiments indicate that already the results obtained by the initial partitioning algorithm on the coarsest graphs are much better than before. Additionally enabling the node ordering heuristics yields an extra 8% improvement in

solution quality and 20% improvement in running time (CEcoR vs CEco and CFastR vs. CFast). This is due to the fact that the node ordering heuristic improves the results of the size-constrained LPA by computing clusterings that have less edges between the clusters. As a consequence the contracted graphs have a smaller amount of total edge weight, which in turn yields better graph hierarchies for partitioning. Performing additional V-cycles and allowing additional imbalance on coarse levels improves solution quality but also increases running time (CEco vs. CEcoV vs. CEcoV/B). However, allowing additional imbalance does worsen solution quality if the size-constrained LPA is used as a refinement algorithm (CFastV vs. CFastV/B). This is caused by the poor ability of label propagation to balance imbalanced solutions. Using ensemble clusterings can enhance solution quality (CFastV/B vs. CFastV/B/E), but do not have to (CEcoV/B vs. CEcoV/B/E). Due to the size-constraints, the clusterings computed by the size-constrained LPA that uses the active nodes approach have more edges between the clusters than the LPA that does not use this technique. Hence, the active nodes approach improves running time but also degrades solution quality. Additional speedups are obtained when the label propagation coarsening is also used during initial partitioning, but sometimes solution quality is worsened slightly. For example, we achieve a 2.7 fold speedup when switching from CFast to UFast, and switching from CStrong to UStrong improves solution quality slightly while improving running time by 42%.

We now compare our algorithms against other partitioning packages. On average, the configuration UEcoV/B yields comparable quality to hMetis while being an order of magnitude faster. When repeating this configuration ten times and taking the best cut, we get an algorithm that has comparable running time to hMetis and improves quality by 6%. Our best configuration UStrong, cuts 9% less edges than hMetis and 20% less edges than kMetis. In this case, hMetis is a factor 3 faster than UStrong. However, when taking the best cut out of ten repetitions of hMetis and comparing it against the average results of UStrong, we still obtain 6% improvement. Overall, Scotch produces the worst partitioning quality among the competitors. It cuts 75% more edges than our best configuration UStrong. kMetis is about a factor 3.5 faster than our fastest configuration UFast, but also cuts more edges than this configuration.

5.2 Huge Web Graphs

In this section our experiments focus on the huge networks from Table 1 (which have up to 3.3 billion undirected edges). To save running time, we focus on the two fast configurations UFast and UFastV, and fix the number of blocks to $k = 16$. We speed up UFast and UFastV even more, by only performing three label propagation iterations (instead of ten) during coarsening. Moreover, we also run kMetis and Scotch on these graphs and did not run hMetis due to the large running times on the set of large graphs. Scotch crashes when trying to partition sk-2005 and uk-2007-05, and did not finish after 24 hours of computations on the other two graphs. Table 3

graph	arabic-2005			uk-2002		
	avg. cut	best cut	t [s]	avg. cut	best cut	avg. t [s]
UFast	1.91M	1.87M	111.2	1.47M	1.43M	71.7
UFastV	1.85M	1.79M	334.3	1.43M	1.39M	215.9
kMetis	3.58M	3.5M	99.6	2.46M	2.41M	63.7
graph	sk-2005			uk-2007		
	avg. cut	best cut	t [s]	avg. cut	best cut	avg. t [s]
UFast	23.01M	20.34M	387.1	4.34M	4.10M	626.5
UFastV	19.82M	18.18M	1166.4	4.19M	3.99M	1756.4
kMetis	19.43M	18.56M	405.3	11.44M	10.86M	827.6

Table 3. Avg. perf. on huge networks for $k = 16$.

Moreover, we also run kMetis and Scotch on these graphs and did not run hMetis due to the large running times on the set of large graphs. Scotch crashes when trying to partition sk-2005 and uk-2007-05, and did not finish after 24 hours of computations on the other two graphs. Table 3

summarizes the results (for more details see Appendix A). In three out of four cases our algorithms outperform kMetis in the number of edges cut by large factors while having a comparable running time. Moreover, in every instance the best cut produced by the algorithm UFastV is better than the best cut produced by kMetis. On average, we obtain 74% improvement over kMetis. The largest improvements are obtained on the web graph uk-2007. Here, UFast cuts a factor 2.6 less edges than kMetis and is about 30% faster. The coarse graph after first contraction has already two orders of magnitude less nodes than the input graph and roughly three orders of magnitude less edges.

Note that related work employing label propagation techniques in ensemble graph clustering needs a few hours on a 50 nodes Hadoop cluster to cluster the graph uk-2007 [18], whereas for partitioning we currently need only one single machine for about ten minutes. Interestingly, on all graphs (except sk-2005) already the initial partitioning is much better than the final result of kMetis. For example, on average the initial partition of uk-2007 cuts 4.8 million edges, which improves by a factor of 2.4 on kMetis.

6 Conclusion and Future Work

Current state-of-the-art multilevel graph partitioners have difficulties when partitioning massive complex networks, at least partially due to ineffective coarsening. Thus, guided by techniques used in complex network clustering, we have devised a new scheme for coarsening based on the contraction of clusters derived from size-constrained label propagation. Additional algorithmic adaptations, also for local improvement, further improve running time and/or solution quality. The different configurations of our algorithm give users a gradual choice between the best quality currently available and very high speed. The quality of the best competitor, hMetis, is already reached with an order of magnitude less running time. The strengths of our techniques particularly unfold for huge web graphs, where we significantly improve on kMetis in terms of solution quality (up to $2.6\times$) with a mostly comparable running time.

Partitioning is a key prerequisite for efficient large-scale parallel graph algorithms. As huge networks become abundant, there is a need for their parallel analysis. Thus, as part of future work, we want to exploit the high degree of parallelism exhibited by label propagation and implement a scalable partitioner for distributed-memory parallelism.

References

1. A. Abou-Rjeili and G. Karypis. Multilevel Algorithms for Partitioning Power-Law Graphs. In *Proc. of 20th Int. Parallel and Distributed Processing Symp.*, 2006.
2. D. A. Bader, H. Meyerhenke, P. Sanders, C. Schulz, A. Kappes, and D. Wagner. Benchmarking for Graph Clustering and Partitioning. In *Encyclopedia of Social Network Analysis and Mining*, to appear.
3. C. Bichot and P. Siarry, editors. *Graph Partitioning*. Wiley, 2011.
4. T. N. Bui and C. Jones. Finding Good Approximate Vertex and Edge Partitions is NP-Hard. *Information Processing Letters*, 42(3):153–159, 1992.
5. A. Buluç, H. Meyerhenke, I. Safro, P. Sanders, and C. Schulz. Recent Advances in Graph Partitioning. In *Algorithm Engineering – Selected Topics*, to app., *ArXiv:1311.3144*, 2014.
6. C. Chevalier and I. Safro. Comparison of Coarsening Schemes for Multilevel Graph Partitioning. In *Proc. of the 3rd Int. Conference on Learning and Intelligent Optimization*, volume 5851 of *LNCS*, pages 191–205, 2009.

7. L. F. Costa, O. N. Oliveira Jr, G. Travieso, F. A. Rodrigues, P. Ribeiro V. Boas, L. Antigueira, M. P. Viana, and L. Enrique C. Rocha. Analyzing and Modeling Real-World Phenomena with Complex Networks: A Survey of Applications. *Adv. in Physics*, 60(3):329–412, 2011.
8. R. Diekmann, R. Preis, F. Schlimbach, and C. Walshaw. Shape-optimized Mesh Partitioning and Load Balancing for Parallel Adaptive FEM. *Par. Computing*, 26(12):1555–1581, 2000.
9. M. R. Garey, D. S. Johnson, and L. Stockmeyer. Some Simplified NP-Complete Problems. In *Proc. of the 6th ACM Symp. on Theory of Computing*, STOC '74, pages 47–63. ACM, 1974.
10. J.R. Gilbert, S. Reinhardt, and V. Shah. High-performance Graph Algorithms from Parallel Sparse Matrices. March 2006.
11. B. Hendrickson and T. G. Kolda. Graph Partitioning Models for Parallel Computing. *Parallel Computing*, 26(12):1519–1534, 2000.
12. M. Holtgrewe, P. Sanders, and C. Schulz. Engineering a Scalable High Quality Graph Partitioner. *Proc. of the 24th Int. Parallal and Distributed Processing Symp.*, pages 1–12, 2010.
13. G. Karypis and V. Kumar. A Fast and High Quality Multilevel Scheme for Partitioning Irregular Graphs. *SIAM J. on Scientific Computing*, 20(1):359–392, 1998.
14. G. Karypis and V. Kumar. Multilevel k -Way Hypergraph Partitioning. In *Proc. of the 36th ACM/IEEE Design Automation Conference*, pages 343–348. ACM, 1999.
15. University of Milano Laboratory of Web Algorithms. Datasets, <http://law.dsi.unimi.it/datasets.php>.
16. J. Leskovec. Stanford Network Analysis Package (SNAP). <http://snap.stanford.edu/index.html>.
17. H. Meyerhenke, B. Monien, and S. Schamberger. Accelerating Shape Optimizing Load Balancing for Parallel FEM Simulations by Algebraic Multigrid. In *Proc. of 20th Int. Parallel and Distributed Processing Symp.*, 2006.
18. M. Ovelgönne. Distributed Community Detection in Web-Scale Networks. In *2013 Int. Conf. on Advances in Social Networks Analysis and Mining*, pages 66–73, 2013.
19. M. Ovelgönne and A. Geyer-Schulz. An Ensemble Learning Strategy for Graph Clustering. In *Graph Partitioning and Graph Clustering*, number 588 in Contemporary Mathematics. AMS and DIMACS, 2013.
20. F. Pellegrini. Scotch Home Page. <http://www.labri.fr/pelegrin/scotch>.
21. U. N. Raghavan, R. Albert, and S. Kumara. Near Linear Time Algorithm to Detect Community Structures in Large-Scale Networks. *Physical Review E*, 76(3), 2007.
22. I. Safro, P. Sanders, and C. Schulz. Advanced Coarsening Schemes for Graph Partitioning. In *Proc. of the 11th Int. Symp. on Experimental Algorithms (SEA'12)*, volume 7276 of LNCS, pages 369–380. Springer, 2012.
23. P. Sanders and C. Schulz. KaHIP – Karlsruhe High Quality Partitioning Homepage. <http://algo2.iti.kit.edu/documents/kahip/index.html>.
24. P. Sanders and C. Schulz. Engineering Multilevel Graph Partitioning Algorithms. In *Proc. of the 19th Euro. Symp. on Algorithms*, volume 6942 of LNCS, pages 469–480. Springer, 2011.
25. P. Sanders and C. Schulz. Think Locally, Act Globally: Highly Balanced Graph Partitioning. In *Proc. of the 12th Int. Symp. on Experimental Algorithms (SEA'12)*, LNCS. Springer, 2013.
26. Christian Schulz. *High Quality Graph Partitioning*. PhD thesis, KIT, 2013.
27. C. L. Staudt and H. Meyerhenke. Engineering High-Performance Community Detection Heuristics for Massive Graphs. In *Proc. 42nd Conf. on Parallel Processing (ICPP'13)*, 2013.
28. J. Ugander and L. Backstrom. Balanced Label Propagation for Partitioning Massive Graphs. In *6'th Int. Conf. on Web Search and Data Mining (WSDM'13)*, pages 507–516. ACM, 2013.
29. C. Walshaw. Multilevel Refinement for Combinatorial Optimisation Problems. *Annals of Operations Research*, 131(1):325–372, 2004.
30. C. Walshaw and M. Cross. Mesh Partitioning: A Multilevel Balancing and Refinement Algorithm. *SIAM J. on Scientific Computing*, 22(1):63–80, 2000.

A Additional Figures and Tables

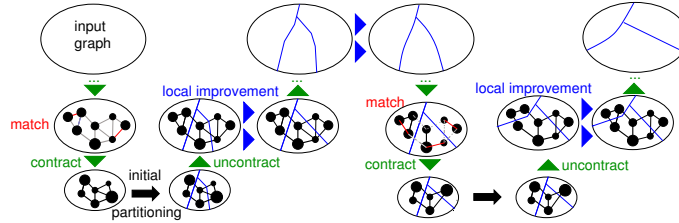


Fig. 3. Iterated V-cycle Scheme in the matching-based coarsening case. In the second iteration of the multilevel iteration scheme, cut edges are not contracted and the partition computed by the first multilevel iteration can be used as initial partition of the coarsest graph in the second iteration. Thus it is guaranteed that the final partition is at least as good as the partition computed in the first iteration.

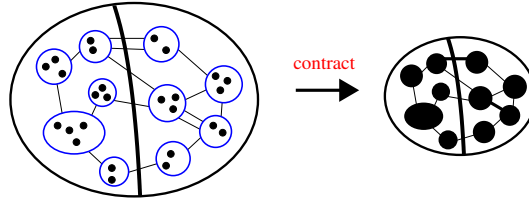


Fig. 4. A schematic drawing of graph that is partitioned into two blocks (indicated by the thick black line). Each of the clusters (indicated by the blue circles on the left hand side) is a subset of one block of the input partition. Hence, cut edges of the input partition are not contracted, when the clustering is contracted. Moreover, the partition of the graph on the left hand side can be transformed into a partition of the contracted graph that has the same objective and balance.

graph	arabic-2005			uk-2002		
	avg. cut	best cut	avg. t [s]	avg. cut	best cut	avg. t [s]
UFast	1 914 988	1 865 702	111.2	1 467 201	1 432 420	71.7
UFastV	1 845 030	1 790 562	334.3	1 428 011	1 388 692	215.9
kMetis	3 580 993	3 500 691	99.6	2 459 260	2 412 660	63.7
	sk-2005			uk-2007		
UFast	23 005 842	20 340 871	387.1	4 341 357	4 101 463	626.5
UFastV	19 818 520	18 178 517	1166.4	4 190 953	3 991 890	1756.4
kMetis	19 425 531	18 560 644	405.3	11 441 291	10 858 662	827.6

Table 4. Average edge cuts, best cuts and average running times on huge networks for $k = 16$.

B Additional Technical Details

B.1 Adopting V-cycles for Cluster Contraction

To adopt the iterated multilevel technique for our new coarsening scheme, we have to ensure that cut edges are not contracted after the first multilevel iteration. We do this by modifying the label propagation algorithm such that each cluster of the computed clustering is a subset of a block of the input partition. In other words, each cluster only contains nodes of one unique block of the input partition. Hence, when contracting the clustering, every cut edge of the input partition will remain. Recall that the label propagation algorithm initially puts each node in its own block so that in the beginning of the algorithm each cluster is a subset of one unique block of the input partition. To keep this property during the course of the label propagation algorithm, we restrict the movements of the label propagation algorithm, i.e. move a node to an eligible cluster with the strongest connection in its neighborhood that is in the same block of the input partition as the node itself. More precisely, let $V = U_1 \cup \dots \cup U_k$ be the partition of the graph in the current level of the multilevel hierarchy. When a node $v \in U_\ell$ is visited, it is moved to an eligible cluster $V_i \subseteq U_\ell$ that maximizes $\omega(\{(v, u) \mid u \in N(v) \cap V_i\})$. Figure 4 shows a clustering of the graph that respects a given partition.

B.2 Running Time of the Active Nodes Approach

One round of the label propagation algorithm using active nodes algorithm can be implemented with running time linear in the amount of edges incident to the number of active nodes. This is done by using two FIFO queues, one that stores the active nodes of the current round and one for the next round, as well as two bit vectors that store if a node is already contained in the respective queue. During one round, the algorithm iterates over all nodes in the FIFO queue and considers them for movement. Once a node is considered for movement, the entry in the bit vector corresponding to the current queue is set to false. If the algorithm moves a node, all its neighbors are set active for the next round of the algorithm. Moreover, if a neighbor is not already contained in the queue for the next round, it is inserted and the respective bit vector is updated. When the round is finished, all entries in the bit vector associated with the queue of the current round are false (and the queue is empty). Hence, the queues change its roles, i.e. pointers to the queues and the associated bit vectors are swapped.