

DEGREES OF FREEDOM FOR NONLINEAR LEAST SQUARES ESTIMATION

NIELS RICHARD HANSEN AND ALEXANDER SOKOL

ABSTRACT. We give a general result on the effective degrees of freedom for nonlinear least squares estimation. It relates the degrees of freedom to the divergence of the estimator. We show that in a general framework, the divergence of the least squares estimator is a well defined but potentially negatively biased estimate of the degrees of freedom, and we give an exact representation of the bias. This implies that if we use the divergence as a plug-in estimate of the degrees of freedom in Stein’s unbiased risk estimate (SURE), we generally underestimate the true risk. Our result applies, for instance, to model searching problems, yielding a finite sample characterization of how much the search contributes to the degrees of freedom. Motivated by the problem of fitting ODE models in systems biology, the general results are illustrated by the estimation of systems of linear ODEs. In this example the divergence turns out to be a useful estimate of degrees of freedom for ℓ_1 -constrained models.

1. INTRODUCTION

The concept of effective degrees of freedom for least squares estimation in a mean value model is a classical and well studied concept, which is intimately related to and useful for model assessment and selection, see e.g. [Hastie & Tibshirani \(1990\)](#), [Ye \(1998\)](#), [Efron \(2004\)](#). The more recent interest in the concept has focused on the computation and estimation of degrees of freedom for non-smoothly penalized or constrained mean value models. The case of ℓ_1 -penalized least squares estimation in *linear* models has received considerable attention, and [Tibshirani & Taylor \(2012\)](#) provide the most complete results. Convexity has been pivotal for these recent theoretical developments. In the constrained formulation the mean value model itself must be convex, and in the penalized formulation the results rely on duality theory from convex optimization. As we argue below, there are important applications in systems biology where the mean value models are inherently nonlinear and non-convex. Realistic models are complex and multivariate, and the amount of data is limited, so asymptotic arguments are difficult to justify. Thus for the development of appropriate small sample methods for model assessment, a detailed understanding of the effective degrees of freedom is very useful. We give results on the effective degrees of freedom for the completely general case where the mean value model is a closed set and the mean is estimated by least squares. We show that the classical estimator of the degrees of freedom – the divergence of the mean value estimator – is

2010 *Mathematics Subject Classification.* 62J02, 62J07.

Key words and phrases. degrees of freedom, metric projection, nonlinear least squares, SURE.

always well defined but generally biased. The bias arise from the non-convex geometry of the mean value model, and we show how the non-convexity is encoded into a Radon measure, and how this measure gives an explicit formula for the bias.

Our main motivation for considering non-convex mean value models is for estimation of continuous time dynamical models from experimental data as is encountered in systems biology, see e.g. [Wilkinson \(2006\)](#), [Montefusco et al. \(2011\)](#) or [Oates & Mukherjee \(2012\)](#). Multivariate ODE models constitute an important model class in this area. Despite the many existing approaches in the literature, data driven estimation and selection of a multivariate continuous time dynamical model remains a non-trivial problem. The challenges include the development of methods that scale well with the dimension of the model, as well as feasible methods to honestly assess the statistical uncertainty and to avoid overfitting. Through several approximations within the continuous time dynamical models, [Oates & Mukherjee \(2012\)](#) managed to recast aspects of the estimation problem (estimation of the network) in a unifying framework relying on the linear model. Though this allowed for the use of a range of regularization or model selection methods for the linear model, the conclusion was that “biological network inference remains profoundly challenging”. In addition, they observed that experimental designs with uneven sampling intervals represented particular difficulties. We believe that one of the difficulties lies in the approximations within the continuous time models, which become particularly pronounced for large sampling intervals. To overcome this problem and avoid the approximations, we need to consider estimation of the continuous time models directly, which inevitably leads to nonlinear mean value models.

We suggest that the challenges in systems biology outlined above may be approached by non-smooth regularization methods for estimation of parameters in multivariate ODE models. For this reason we consider ℓ_1 -constrained nonlinear least squares estimation as a main example in the present paper. Our theoretical results do, however, apply to the general class of least squares estimators that are given by a possibly non-convex constraint on the mean value. Notably, they apply to estimators obtained by model searching.

In the remaining part of this introduction we describe the general setup in more details, and we outline the contributions of the paper. The objective is the assessment of the risk of nonlinear least squares estimators using Stein’s unbiased risk estimate (SURE), as treated in e.g. [Efron \(2004\)](#). SURE provides a non-asymptotic and unbiased estimate of the risk for general mean value estimators, if we can estimate the effective degrees of freedom unbiasedly. This was considered in [Meyer & Woodroffe \(2000\)](#) and [Kato \(2009\)](#) for the projection onto a closed convex set, and in [Efron et al. \(2004\)](#), [Zou et al. \(2007\)](#) and [Tibshirani & Taylor \(2012\)](#) for ℓ_1 -penalized least squares estimation. Unbiased estimation of the effective degrees of freedom relies on Stein’s lemma, which does not hold in general – as we will show – for nonlinear least squares estimation. Our main result, [Theorem 2](#), is a generalization of Stein’s lemma.

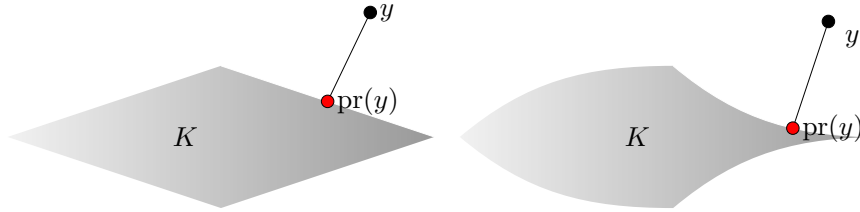


FIGURE 1. Illustration of a metric projection in \mathbb{R}^n onto the image of an ℓ_1 -ball using a linear (left) or a nonlinear (right) parametrization.

We consider the setup where $\mathbf{Y} \sim \mathcal{N}(\boldsymbol{\xi}, \sigma^2 I_n)$, $\boldsymbol{\xi} \in \mathbb{R}^n$ and $\sigma^2 > 0$. The objective is to estimate $\boldsymbol{\xi}$. With $K \subseteq \mathbb{R}^n$ a nonempty closed set, and

$$(1) \quad \text{pr}(\mathbf{y}) \in \arg \min_{\mathbf{x} \in K} \|\mathbf{y} - \mathbf{x}\|_2^2$$

denoting a point that minimizes the Euclidean distance from $\mathbf{y} \in \mathbb{R}^n$ to K , we estimate $\boldsymbol{\xi}$ by $\text{pr}(\mathbf{Y})$. We do not require that $\boldsymbol{\xi}$ belongs to K . The map $\text{pr} : \mathbb{R}^n \rightarrow \mathbb{R}^n$ defined by (1) is known as the metric projection onto K . Though it may not be uniquely defined everywhere, it is, in fact, Lebesgue almost everywhere unique. For the purpose of this introduction we assume that a (Borel measurable) selection has been made on the Lebesgue null set where the metric projection is not unique.

We may think of K as the image of a parametrization, that is, for a map $\zeta : \mathbb{R}^p \rightarrow \mathbb{R}^n$ and a closed set $\Theta \subseteq \mathbb{R}^p$ it holds that

$$(2) \quad K = \zeta(\Theta).$$

The setup thus includes most linear and nonlinear regression models, and the estimator $\text{pr}(\mathbf{Y})$ is the least squares estimator. Moreover, by taking parameter sets of the form

$$\Theta = \{\beta \in \mathbb{R}^p \mid J(\beta) \leq s\}$$

for $s \geq 0$ and some function $J : \mathbb{R}^p \rightarrow [0, \infty)$, the setup includes many regularization methods in their constrained formulation, see Figure 1. If ζ is continuous and Θ is bounded in addition to being closed, then K is compact and thus automatically closed. The assumption that K is closed is the only regularity assumption we require for the general results to hold. Note, in particular, that K is not assumed convex as in Meyer & Woodroffe (2000) and Kato (2009). For convex K , the metric projection is Lipschitz, which implies that Stein's lemma holds. The novelty of our results is that they apply without a convexity assumption on K .

With

$$\text{Risk} = E\|\boldsymbol{\xi} - \text{pr}(\mathbf{Y})\|_2^2$$

denoting the risk of the estimator, it is well known that

$$(3) \quad \text{Risk} = E\|\mathbf{Y} - \text{pr}(\mathbf{Y})\|_2^2 - n\sigma^2 + 2\sigma^2 \text{df}$$

where

$$(4) \quad df = \frac{1}{\sigma^2} \sum_{i=1}^n \text{cov}(Y_i, \text{pr}_i(\mathbf{Y})).$$

See e.g. [Tibshirani & Taylor \(2012\)](#), [Efron \(2004\)](#) and [Ye \(1998\)](#).

It turns out that the metric projection is Lebesgue almost everywhere differentiable, see [Section 2](#), and we can therefore introduce the Stein degrees of freedom as

$$df_S = E(\nabla \cdot \text{pr}(\mathbf{Y}))$$

with $\nabla \cdot \text{pr} = \sum_{i=1}^n \partial_i \text{pr}_i$ denoting the divergence of pr . As mentioned above, if pr is almost differentiable, [Lemma 2](#) ([Stein's lemma](#)) in [Stein \(1981\)](#) implies that

$$df = df_S.$$

However, differentiability Lebesgue almost everywhere does not imply almost differentiability, and [Theorem 2](#) in [Section 2](#) gives that in general

$$(5) \quad df - df_S \geq 0.$$

[Theorem 2](#) also gives a characterization of $df - df_S$, whose size is closely related to the distance from $\boldsymbol{\xi}$ to points where the metric projection is non-differentiable, and the “magnitude” of the non-differentiability – see also the discussion in [Section 6](#). This “magnitude” is in turn related to the non-convexity of K , and our result is to the best of our knowledge the first result that characterizes how non-convexity affects the degrees of freedom, and hence the risk of the least squares estimator. The non-convexity of K is basically unavoidable when we consider parametrized models with a nonlinear parametrization ζ , and it is also pivotal for dealing with model search problems. A typical model search problem falls within our setup by taking K to be a finite union of closed sets (the union of the different models). The prime example is best subset selection in linear regression, which corresponds to K being a union of subspaces. We give a more detailed treatment of a special case of best subset selection in [Example 1](#) and make some remarks about the general case after this example.

It follows from [\(3\)](#) and [\(5\)](#) that the risk estimate

$$(6) \quad \widehat{\text{Risk}} = \|\mathbf{Y} - \text{pr}(\mathbf{Y})\|_2^2 - n\sigma^2 + 2\sigma^2 \nabla \cdot \text{pr}(\mathbf{Y})$$

is negatively biased in general – systematically underestimating the true risk. Whether we can estimate or bound this bias is still an open problem, but our characterization of $df - df_S$ in [Theorem 2](#) provides a way to attack this problem. In [Section 4](#) we present the results of using [\(6\)](#) in the context of ℓ_1 -constrained estimation and model searching for dynamical systems modeled using linear ODEs. To compute $\widehat{\text{Risk}}$ we need formulas for the computation of the divergence $\nabla \cdot \text{pr}$, and we give two such results in [Section 3](#) when K is given by [\(2\)](#) – with some additional regularity assumptions on the parametrization ζ .

2. DEGREES OF FREEDOM FOR THE METRIC PROJECTION

In this section we present the main general results on differentiability of the metric projection, and how the divergence is related to the degrees of freedom. This gives a characterization of the bias of $\nabla \cdot \text{pr}$ as an estimate of df in cases where the metric projection does not satisfy a sufficiently strong differentiability condition. The proofs are given in Section 5.

Definition 1. With $D \subseteq \mathbb{R}^n$ we say that a function $f : D \rightarrow \mathbb{R}^n$ is differentiable in $y \in D$ in the extended sense if there is a neighborhood N of y such that $D^c \cap N$ is a Lebesgue null set and

$$f(\mathbf{x}) = f(\mathbf{y}) + A(\mathbf{x} - \mathbf{y}) + o(\|\mathbf{x} - \mathbf{y}\|_2)$$

for $\mathbf{x} \in D \cap N$ and a matrix A .

If f is differentiable in \mathbf{y} in the extended sense the matrix A , depending on \mathbf{y} , is necessarily unique by denseness of $D \cap N$ in N . We define the partial derivatives – and thus the divergence – of f in \mathbf{y} in terms of A by

$$\partial_j f_i(\mathbf{y}) = A_{ij}$$

for $i, j = 1, \dots, n$. Note that the partial derivatives of f in \mathbf{y} need not exist in the classical sense if f is differentiable in \mathbf{y} in the extended sense, but if they do, they coincide with A_{ij} .

Theorem 1. *There exists a Borel measurable choice of the metric projection as a map $\text{pr} : \mathbb{R}^n \rightarrow \mathbb{R}^n$ with the property that*

$$\text{pr}(\mathbf{y}) \in \arg \min_{\mathbf{x} \in K} \|\mathbf{y} - \mathbf{x}\|_2^2$$

for all $\mathbf{y} \in \mathbb{R}^n$. Moreover, $\text{pr}(\mathbf{y})$, is uniquely defined and differentiable in the extended sense for Lebesgue almost all \mathbf{y} with $\partial_i \text{pr}_i(\mathbf{y}) \geq 0$ for $i = 1, \dots, n$.

As a consequence of Theorem 1, $\text{pr}(\mathbf{Y})$ is uniquely defined with probability 1, and it follows from the triangle inequality that

$$\|\text{pr}(\mathbf{Y})\|_2 \leq \|\text{pr}(\mathbf{0})\|_2 + 2\|\mathbf{Y}\|_2.$$

This shows, in particular, that $\text{pr}_i(\mathbf{Y})$ has finite second moment. Moreover, Theorem 1 gives that the divergence $\nabla \cdot \text{pr}(\mathbf{Y})$ is well defined and positive with probability 1. These considerations ensure that the following definition is meaningful.

Definition 2. The degrees of freedom for the metric projection as an estimator of $\boldsymbol{\xi}$ is defined as

$$(7) \quad \text{df} = \frac{1}{\sigma^2} \sum_{i=1}^n \text{cov}(Y_i, \text{pr}_i(\mathbf{Y})),$$

and the Stein degrees of freedom is defined as

$$(8) \quad \text{df}_S = E(\nabla \cdot \text{pr}(\mathbf{Y})).$$

Our next result gives the general relation between df and df_S . To this end, let

$$\psi(\mathbf{y}; \boldsymbol{\xi}, \sigma^2) = \frac{1}{(2\pi\sigma^2)^{n/2}} e^{-\frac{\|\mathbf{y} - \boldsymbol{\xi}\|_2^2}{2\sigma^2}}$$

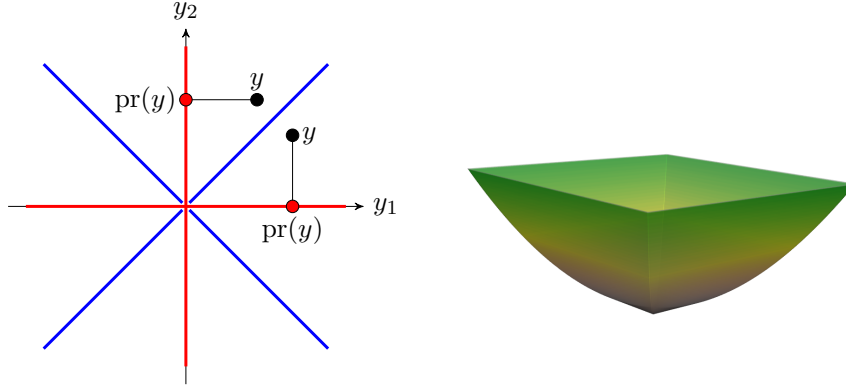


FIGURE 2. Left: The set K from Example 1 is the union of the coordinate axes (red). The metric projection is the projection onto the closest coordinate axis. The exoskeleton of K (blue) is the set of points $y = (y_1, y_2) \neq (0, 0)$ with either $y_1 = y_2$ or $y_1 = -y_2$ for which the metric projection is not unique. The closure of the exoskeleton equals in this example the support of the singular measure ν . Right: The convex function ρ whose subgradient field contains the metric projection onto K .

denote the density for the distribution of \mathbf{Y} – the multivariate normal distribution with mean vector $\boldsymbol{\xi}$ and covariance matrix $\sigma^2 I_n$.

Theorem 2. *There exists a Radon measure ν , singular w.r.t. the Lebesgue measure, such that*

$$(9) \quad df = df_S + \int_{\mathbb{R}^n} \psi(\mathbf{y}; \boldsymbol{\xi}, \sigma^2) \nu(d\mathbf{y}).$$

The complete proof is given in Section 5, but let us explain the main ideas. Introducing the convex function

$$(10) \quad \rho(\mathbf{y}) = \sup_{\mathbf{x} \in K} \{\mathbf{y}^T \mathbf{x} - \|\mathbf{x}\|^2/2\},$$

the metric projection is a subgradient of ρ . The proof of Theorem 2 amounts to a computation of the second order distributional derivative of ρ . Convexity of ρ implies that the second order distributional derivatives in the coordinate directions are represented by positive measures, whence the partial distributional derivative of pr_i in the i 'th direction is represented by a positive measure. Partial integration based on the definition (7) gives a representation of df in terms of these partial distributional derivatives. Furthermore, the i 'th partial distributional derivative of pr_i has, as a measure, Lebesgue decomposition

$$\partial_i \text{pr}_i \cdot m_n + \nu_i,$$

where m_n denotes the Lebesgue measure on \mathbb{R}^n and $\nu_i \perp m_n$. The measure ν that appears in Theorem 2 is given as $\nu = \sum_{i=1}^n \nu_i$. Note that ν depends only on the closed set K , and is, in particular, independent of $\boldsymbol{\xi}$ and σ^2 .

To illustrate the general Theorem 2 we give a detailed treatment of the case where K is the union of two orthogonal one-dimensional subspaces.

Example 1. We consider the case $n = 2$, $\boldsymbol{\xi} = \mathbf{0}$, $\sigma^2 = 1$ and

$$K = \{(y_1, y_2) \in \mathbb{R}^2 \mid y_2 = 0\} \cup \{(y_1, y_2) \in \mathbb{R}^2 \mid y_1 = 0\}$$

is the union of the two orthogonal subspaces formed by the first and second coordinate axis. If we introduce the sets

$$I(z) = (-\infty, -|z|) \cup (|z|, \infty)$$

for $z \in \mathbb{R}$, we can for $y_1 \neq y_2$ write the metric projection as

$$\text{pr}(y_1, y_2) = (y_1 1_{I(y_2)}(y_1), y_2 1_{I(y_1)}(y_2)).$$

When $y_1 \neq y_2$ we find that

$$\partial_1 \text{pr}_1(\mathbf{y}) + \partial_2 \text{pr}_2(\mathbf{y}) = 1_{I(y_2)}(y_1) + 1_{I(y_1)}(y_2) = 1,$$

and $\text{df}_S = 1$. To compute the singular measure ν we find, using Fubini's theorem and standard partial integration, that for $\varphi \in C_c^1(\mathbb{R}^2)$,

$$\begin{aligned} \int_{\mathbb{R}^2} \text{pr}_1(\mathbf{y}) \partial_1 \varphi(\mathbf{y}) m_2(d\mathbf{y}) &= \int_{\mathbb{R}} \int_{I(y_2)} y_1 \partial_1 \varphi(y_1, y_2) dy_1 dy_2 \\ &= - \int_{\mathbb{R}} |y_2| (\varphi(-|y_2|, y_2) + \varphi(|y_2|, y_2)) dy_2 \\ &\quad - \underbrace{\int_{\mathbb{R}} \int_{I(y_2)} \varphi(y_1, y_2) dy_1 dy_2}_{\int_{\mathbb{R}^2} \partial_1 \text{pr}_1(y) \varphi(y) dm_2(y)}. \end{aligned}$$

This shows that the singular part of the distributional partial derivative of $\text{pr}_1(\mathbf{y})$ w.r.t. y_1 is the measure ν_1 determined by

$$\int_{\mathbb{R}^2} \varphi(\mathbf{y}) \nu_1(d\mathbf{y}) = \int_{\mathbb{R}} |z| (\varphi(|z|, z) + \varphi(-|z|, z)) dz.$$

The singular measure ν_2 is determined likewise, and $\nu = \nu_1 + \nu_2$ is given by

$$\int_{\mathbb{R}^2} \varphi(\mathbf{y}) \nu(d\mathbf{y}) = \int_{\mathbb{R}} |z| (\varphi(|z|, z) + \varphi(-|z|, z) + \varphi(z, |z|) + \varphi(z, -|z|)) dz.$$

By choosing positive functions $\varphi_n \in C_c^1(\mathbb{R}^2)$ such that $\varphi_n(\mathbf{y}) \nearrow \psi(\mathbf{y}; \mathbf{0}, 1)$ for $n \rightarrow \infty$, it follows that

$$\int_{\mathbb{R}^2} \psi(\mathbf{y}; \mathbf{0}, 1) \nu(d\mathbf{y}) = \frac{2}{\pi} \int_{\mathbb{R}} |r| e^{-r^2} dr = \frac{2}{\pi} \int_0^\infty e^{-r} dr = \frac{2}{\pi}.$$

We find that the degrees of freedom for the selection among the two one-dimensional orthogonal projections becomes

$$\text{df} = 1 + \frac{2}{\pi} = 1.6366.$$

In this particular case it follows directly from the covariance definition (7) that

$$\text{df} = E(\max\{X_1, X_2\})$$

where X_1 and X_2 are independent χ_1^2 -distributed random variables. This concurs with findings in Ye (1998) on generalized degrees of freedom. The

numerical value could in this case also be computed by computing the density of $\max\{X_1, X_2\}$, and use this to compute the expectation $E(\max\{X_1, X_2\})$.

The example above corresponds to best subset selection in linear regression with two orthogonal predictors. If we consider the general problem of best subset selection among subsets with p linearly independent predictors we may note that $\text{df}_S = p$. Recently, Tibshirani (2014) derived in the context of best subset selection an expression for $\text{df} - p$ for orthogonal predictors, and developed some generalizations of Stein’s lemma as well. He coined the term “search degrees of freedom” for the difference $\text{df} - p$, as this difference in the context of best subset selection explicitly accounts for the contribution to the degrees of freedom coming from the model search. A straightforward consequence of our Theorem 2 is that the search degrees of freedom is, in fact, always positive. A fact that is intuitively reasonable – and observable in applications and simulation studies – but it has to the best of our knowledge not been established rigorously before. Though it may not be trivial, we expect that the measure ν can be computed for best subset selection in general. This promises further insights into the costs that model searching has on the degrees of freedom and ultimately the risk of the estimator.

As noted in the introduction, the risk estimate, $\widehat{\text{Risk}}$, given by (3) underestimates the true risk whenever $\text{df} > \text{df}_S$. An explicit representation of the bias follows directly from Theorem 2:

$$E(\widehat{\text{Risk}}) = \text{Risk} - 2\sigma^2 \int_{\mathbb{R}^n} \psi(\mathbf{y}; \boldsymbol{\xi}, \sigma^2) \nu(d\mathbf{y}).$$

We observe that $\widehat{\text{Risk}}$ is unbiased if and only if the measure ν is the null measure. To control the size of the bias it may be useful to be able to bound the support of the singular measure ν . To this end we introduce the set of points with a non-unique metric projection onto K . We call it the exoskeleton of K , following the terminology in Hug et al. (2004), and we write

$$\text{exo}(K) = \left\{ \mathbf{y} \in \mathbb{R}^n \mid \arg \min_{\mathbf{x} \in K} \|\mathbf{y} - \mathbf{x}\|_2^2 \text{ is not a singleton} \right\}.$$

This set is also called the skeleton of the open set K^c in Fremlin (1997). Theorem 1 implies that $\text{exo}(K)$ is a Lebesgue null set, but more is known. Theorem 1G in Fremlin (1997) gives, for instance, that $\text{exo}(K)$ has Hausdorff dimension at most $n - 1$. It should be noted that there can be points in $K \setminus \text{exo}(K)$ where pr is not differentiable. We can then show the following proposition.

Proposition 1. *If*

$$\text{pr} : \mathbb{R}^n \setminus \overline{\text{exo}(K)} \rightarrow K$$

is locally Lipschitz, and in particular if it is C^1 , then $\text{supp}(\nu) \subseteq \overline{\text{exo}(K)}$.

If K is convex (in addition to being nonempty and closed) the metric projection is uniquely defined everywhere and Lipschitz continuous, see Lemma 1 in Tibshirani & Taylor (2012). Thus $\text{exo}(K) = \emptyset$ and by Proposition 1 the measure ν is the null measure. From this we get the unbiasedness of $\widehat{\text{Risk}}$ for convex K .

Corollary 1. *The measure ν in Theorem 2 is the null measure if K is convex, in which case the risk estimate $\widehat{\text{Risk}}$ is unbiased.*

To illustrate the general results further we give two additional examples. In Example 2 we consider the projection onto a convex ℓ_2 -ball, which amounts to a form of ℓ_2 -shrinkage. In Example 3 we consider the projection onto the ℓ_2 -sphere, which shows some interesting phenomena in the non-convex case. Example 3 shows, in particular, that K need not be convex for ν to be the null measure, and thus that the support of ν can be a strict subset of $\overline{\text{exo}(K)}$.

Example 2. Let $K = B(\mathbf{0}, s)$ be the closed ℓ_2 -ball with center $\mathbf{0}$ and radius $s \geq 0$. Then

$$\text{pr}_i(\mathbf{y}) = \begin{cases} \frac{sy_i}{\|\mathbf{y}\|_2} & \text{if } \|\mathbf{y}\|_2 > s \\ y_i & \text{if } \|\mathbf{y}\|_2 \leq s \end{cases}$$

and

$$\partial_i \text{pr}_i(\mathbf{y}) = \begin{cases} \frac{s}{\|\mathbf{y}\|_2} - \frac{sy_i^2}{\|\mathbf{y}\|_2^3} & \text{if } \|\mathbf{y}\|_2 > s \\ 1 & \text{if } \|\mathbf{y}\|_2 \leq s. \end{cases}$$

Since K is convex

$$\text{df} = \text{df}_S = s(n-1)E(\|\mathbf{Y}\|_2^{-1}1(\|\mathbf{Y}\|_2 > s)) + nP(\|\mathbf{Y}\|_2 \leq s).$$

If $\boldsymbol{\xi} = \mathbf{0}$ the expectation and probability can be expressed in terms of incomplete Γ -integrals. The unbiased estimate of df is

$$\nabla \cdot \text{pr}(\mathbf{Y}) = \frac{s(n-1)}{\|\mathbf{Y}\|_2} 1(\|\mathbf{Y}\|_2 > s) + n1(\|\mathbf{Y}\|_2 \leq s).$$

It is interesting to compare the constrained estimator, which for fixed s projects \mathbf{Y} onto the ball of radius s , with the linear shrinkage estimator

$$\frac{1}{1+\lambda} \mathbf{Y}$$

for a fixed $\lambda \geq 0$. The linear shrinkage estimator coincides with the metric projection onto the ball with radius

$$(11) \quad s = \|\mathbf{Y}\|_2 / (1 + \lambda) \leq \|\mathbf{Y}\|_2.$$

It follows directly from (7) that the linear shrinkage estimator has degrees of freedom $n/(1+\lambda)$. For the metric projection onto a ball with radius s given by (11) the unbiased estimate of the degrees of freedom equals

$$\frac{s(n-1)}{\|\mathbf{Y}\|_2} = \frac{n-1}{1+\lambda}.$$

This is an unbiased estimate of degrees of freedom for a ball with fixed radius $s \geq 0$. The degrees of freedom for the linear shrinkage estimator is for fixed $\lambda \geq 0$. The two estimates of degrees of freedom differ because the relation $s(1+\lambda) = \|\mathbf{Y}\|_2$ is \mathbf{Y} -dependent.

Example 3. In this example we take $K = S^{n-1}$ to be the ℓ_2 -sphere of radius 1 in \mathbb{R}^n , and we take $\sigma^2 = 1$ and $\boldsymbol{\xi} = \mathbf{0}$. Then $\text{pr}(\mathbf{y}) = \mathbf{y}/\|\mathbf{y}\|_2$

for $\mathbf{y} \neq \mathbf{0}$. The metric projection is not uniquely defined for $\mathbf{y} = \mathbf{0}$ and $\text{exo}(S^{n-1}) = \{\mathbf{0}\}$. The computation of the divergence is as above with

$$\nabla \cdot \text{pr}(\mathbf{y}) = (n-1) \frac{1}{\|\mathbf{y}\|_2}$$

for $\mathbf{y} \neq \mathbf{0}$. Since

$$\|\xi - \text{pr}(\mathbf{y})\|_2^2 = \left\| \frac{\mathbf{y}}{\|\mathbf{y}\|_2} \right\|_2^2 = 1,$$

we find that $\text{Risk} = 1$. Moreover,

$$\begin{aligned} E\|\mathbf{Y} - \text{pr}(\mathbf{Y})\|_2^2 &= E\left(\|\mathbf{Y}\|_2^2 \left(1 - \frac{1}{\|\mathbf{Y}\|_2}\right)^2\right) \\ &= E\|\mathbf{Y}\|_2^2 + 1 - 2E\|\mathbf{Y}\|_2 \\ &= n + 1 - 2E\|\mathbf{Y}\|_2, \end{aligned}$$

and it follows that $\text{df} = E\|\mathbf{Y}\|_2$. Since $\|\mathbf{Y}\|_2^2 \sim \chi_n^2$ straightforward computations give that

$$E\|\mathbf{Y}\|_2 = \frac{\sqrt{2}\Gamma(\frac{n+1}{2})}{\Gamma(\frac{n}{2})},$$

together with

$$E\left(\frac{1}{\|\mathbf{Y}\|_2}\right) = \frac{\Gamma(\frac{n-1}{2})}{\sqrt{2}\Gamma(\frac{n}{2})} = \frac{\sqrt{2}\Gamma(\frac{n+1}{2})}{(n-1)\Gamma(\frac{n}{2})}$$

for $n \geq 2$. This shows that

$$\text{df} = E\|\mathbf{Y}\|_2 = (n-1)E\left(\frac{1}{\|\mathbf{Y}\|_2}\right) = E(\nabla \cdot \text{pr}(\mathbf{Y}))$$

for $n \geq 2$, and we conclude that ν is the null measure for $n \geq 2$. This is an example where the measure ν can be 0 in cases where the exoskeleton is nonempty.

For $n = 1$ we have $\text{df} = E|Y| = \sqrt{\frac{2}{\pi}}$, whereas $\text{pr}(y) = \text{sign}(y)$ has derivative 0 for $y \neq 0$, and thus $\text{df}_S = 0$. It follows from Proposition 1 that $\nu = c\delta_0$ (with δ_0 the Dirac measure in 0) for $c \geq 0$. Since

$$\frac{c}{\sqrt{2\pi}} = c\psi(0; 0, 1) = \int_{\mathbb{R}} \psi(y; 0, 1)\nu(dy) = \sqrt{\frac{2}{\pi}}$$

we conclude that $\nu = 2\delta_0$. Note that ν is the distributional derivative of the sign function.

3. DIVERGENCE FORMULAS FOR NONLINEAR LEAST SQUARES REGRESSION

In this section our focus changes from the abstract results concerning an arbitrary closed set K in \mathbb{R}^n to sets that are given in terms of a p -dimensional parametrization. The main purpose is to provide explicit formulas for the computation of the divergence $\nabla \cdot \text{pr}(\mathbf{y})$ for a given $\mathbf{y} \in \mathbb{R}^n$ in terms of the parametrization in two different situations of practical interest. Both results follow by implicit differentiation. The complete proofs are given in Section 2 in the supplementary material.

We assume in this section that $\zeta : \mathbb{R}^p \rightarrow \mathbb{R}^n$, that $\Theta \subseteq \mathbb{R}^p$ is a closed set, and that the image $K = \zeta(\Theta)$ is closed. The observation $\mathbf{y} \in \mathbb{R}^n$ is fixed, and we make the following local regularity assumptions about the parametrization ζ .

- The metric projection of \mathbf{y} onto K is unique with $\text{pr}(\mathbf{y}) = \zeta(\hat{\beta})$ for $\hat{\beta} \in \Theta$.
- The map $\zeta : \mathbb{R}^p \rightarrow \mathbb{R}^n$ is C^2 in a neighborhood of $\hat{\beta}$.
- The map $\zeta : \Theta \rightarrow K$ is open in $\hat{\beta}$, that is, if V is a neighborhood of $\hat{\beta}$ in \mathbb{R}^p , there is a neighborhood U of $\text{pr}(\mathbf{y})$ in \mathbb{R}^n such that

$$U \cap K \subseteq \zeta(V \cap \Theta).$$

The inverse function theorem implies the last assumption if the derivative of ζ has rank p (forcing $p \leq n$) in $\hat{\beta}$.

We introduce the two $p \times p$ matrices G and J by

$$(12) \quad G_{kl} = \sum_{i=1}^n \partial_k \zeta_i(\hat{\beta}) \partial_l \zeta_i(\hat{\beta})$$

and

$$(13) \quad J_{kl} = G_{kl} - \sum_{i=1}^n (y_i - \zeta_i(\hat{\beta})) \partial_k \partial_l \zeta_i(\hat{\beta}).$$

Note that for a linear model where $\zeta(\beta) = \mathbf{X}\beta$ for an $n \times p$ matrix \mathbf{X} , $J = G = \mathbf{X}^T \mathbf{X}$.

Theorem 3. *If $\hat{\beta} \in \Theta^\circ$ and J has full rank p , then*

$$\nabla \cdot \text{pr}(\mathbf{y}) = \text{tr}(J^{-1}G).$$

Note that under sufficient regularity assumptions, standard asymptotic arguments, see Sections 2.3 and 2.5 in [Claeskens & Hjort \(2008\)](#), give for p fixed the expansion

$$\|\mathbf{Y} - \text{pr}(\boldsymbol{\xi})\|_2^2 = \|\mathbf{Y} - \text{pr}(\mathbf{Y})\|_2^2 + Z + 2\sigma^2 U^T \mathbb{J}^{-1} U + o_P(1)$$

for $n \rightarrow \infty$, with $EZ = 0$, $EU = 0$, $VU = \mathbb{G}$,

$$\mathbb{G}_{kl} = \sum_{i=1}^n \partial_k \zeta_i(\beta_0) \partial_l \zeta_i(\beta_0) \quad \text{and} \quad \mathbb{J}_{kl} = \mathbb{G}_{kl} - \sum_{i=1}^n (\xi_i - \text{pr}_i(\boldsymbol{\xi})) \partial_k \partial_l \zeta_i(\beta_0).$$

The parameter β_0 is defined by $\zeta(\beta_0) = \text{pr}(\boldsymbol{\xi})$, that is, $\zeta(\beta_0)$ is the point in the model $K = \zeta(\Theta)$ closest to $\boldsymbol{\xi}$. Defining $p^* = E(U^T \mathbb{J}^{-1} U) = \text{tr}(\mathbb{J}^{-1} \mathbb{G})$ as the effective number of parameters, the generalization of AIC to misspecified models, known as Takeuchi's information criterion, becomes

$$\text{TIC} = \|\mathbf{y} - \text{pr}(\mathbf{y})\|_2^2 + 2\sigma^2 p^*.$$

We recognize J and G as plug-in estimates of \mathbb{J} and \mathbb{G} , and thus $\text{tr}(J^{-1}G)$ as an estimate of p^* . [Theorem 3](#) identifies this estimate as the unbiased estimate of the Stein degrees of freedom. From the asymptotic arguments it does not follow that TIC is negatively biased for finite sample sizes, but our [Theorem 2](#) reveals that p^* generally needs a finite sample correction.

We then turn our attention to the case where the parameter set is an ℓ_1 -constrained subset of \mathbb{R}^p . That is, we consider parameter sets of the form

$$\Theta_s = \left\{ \beta \in \mathbb{R}^p \left| \sum_{k=1}^p \omega_k |\beta_k| \leq s \right. \right\}$$

for $s \geq 0$ and $\omega \in \mathbb{R}^p$ a fixed vector of nonnegative weights. With $\text{pr}(\mathbf{y}) = \zeta(\hat{\beta})$ for $\hat{\beta} \in \Theta_s$, then $\hat{\beta}$ is typically on the boundary of Θ_s , and the formula in Theorem 3 for the divergence does not apply. Instead we note that $\hat{\beta}$ fulfills the Karush-Kuhn-Tucker conditions

$$D\zeta(\hat{\beta})^T(\mathbf{y} - \zeta(\hat{\beta})) = \hat{\lambda}\gamma$$

for $\gamma \in \mathbb{R}^p$ with

$$\begin{aligned} \gamma_k &= \omega_k \text{sign}(\hat{\beta}_k) & \text{if } \hat{\beta}_k \neq 0 \\ \gamma_k &\in [-\omega_k, \omega_k] & \text{if } \hat{\beta}_k = 0 \end{aligned}$$

and $\hat{\lambda} \geq 0$ the Lagrange multiplier. We introduce the active set of parameters as

$$\mathcal{A} = \{i \mid \hat{\beta}_i \neq 0\},$$

and let $J_{\mathcal{A},\mathcal{A}}$ and $G_{\mathcal{A},\mathcal{A}}$ denote the submatrices of J and G , respectively, with indices in \mathcal{A} .

Definition 3. A solution to the Karush-Kuhn-Tucker conditions is said to fulfill the sufficient second order conditions if $\hat{\lambda} > 0$, $\gamma_k \in (-\omega_k, \omega_k)$ for $k \notin \mathcal{A}$ and $\delta^T J_{\mathcal{A},\mathcal{A}} \delta > 0$ for all nonzero $\delta \in \mathbb{R}^{\mathcal{A}}$ satisfying $\delta^T \gamma_{\mathcal{A}} = 0$.

Note that the sufficient second order conditions imply that a solution to the Karush-Kuhn-Tucker conditions is a local minimizer of $\|\mathbf{y} - \zeta(\beta)\|_2^2$ in Θ_s .

Theorem 4. *If $J_{\mathcal{A},\mathcal{A}}$ has full rank $|\mathcal{A}|$, if $\gamma_{\mathcal{A}}^T (J_{\mathcal{A},\mathcal{A}})^{-1} \gamma_{\mathcal{A}} \neq 0$ and if $\hat{\beta}$ fulfills the sufficient second order conditions, then*

$$\nabla \cdot \text{pr}(\mathbf{y}) = \text{tr}((J_{\mathcal{A},\mathcal{A}})^{-1} G_{\mathcal{A},\mathcal{A}}) - \frac{\gamma_{\mathcal{A}}^T (J_{\mathcal{A},\mathcal{A}})^{-1} G_{\mathcal{A},\mathcal{A}} (J_{\mathcal{A},\mathcal{A}})^{-1} \gamma_{\mathcal{A}}}{\gamma_{\mathcal{A}}^T (J_{\mathcal{A},\mathcal{A}})^{-1} \gamma_{\mathcal{A}}}.$$

First note that $J_{\mathcal{A},\mathcal{A}}$ has full rank $|\mathcal{A}|$ and $\gamma_{\mathcal{A}}^T (J_{\mathcal{A},\mathcal{A}})^{-1} \gamma_{\mathcal{A}} \neq 0$ if $J_{\mathcal{A},\mathcal{A}}$ is positive definite. For the linear model, this is the case when $\mathbf{X}_{\cdot,\mathcal{A}}$ has rank $|\mathcal{A}|$. Then observe that in the case where ζ is locally linear around $\hat{\beta}$ to second order, that is, $\partial_k \partial_l \zeta(\hat{\beta}) = 0$, we get that $\nabla \cdot \text{pr}(\mathbf{y}) = |\mathcal{A}| - 1$. Previous results in Zou et al. (2007) and Tibshirani & Taylor (2012) for ℓ_1 -penalized linear regression give that the unbiased estimate of degrees of freedom is $|\mathcal{A}|$. The difference arises because we consider the constrained estimator, and this phenomenon was first observed in Kato (2009). See also Example 2 for a similar difference for ℓ_2 -regularization. It is possible to compute the divergence of the penalized estimator under conditions similar to those above. The result is $\text{tr}((J_{\mathcal{A},\mathcal{A}})^{-1} G_{\mathcal{A},\mathcal{A}})$ as expected. However, we cannot in an obvious way relate this quantity to the degrees of freedom of the penalized nonlinear least squares estimator. Our results hinge crucially on the fact that the estimator can be expressed in terms of a metric projection onto a closed set. If the penalized estimator can be given such a representation, e.g. via dualization as outlined in Tibshirani & Taylor (2012) in the linear case, we

might be able to transfer the results to the penalized estimator, but we expect this to be difficult without convexity.

4. MODEL SELECTION FOR A d -DIMENSIONAL LINEAR ODE

In this section we present simulation results on the use of the risk estimate $\widehat{\text{Risk}}$ based on the divergence in a nontrivial example of nonlinear regression. The example considered is estimation of the parameters in a system of linear ordinary differential equations using an ℓ_1 -constrained estimator as well as a model search approach. The main conclusion is that the bias of $\widehat{\text{Risk}}$ was considerable for the model search, while it was negligible for the ℓ_1 -constrained estimator. All computations were carried out using the R package `smde`, see <http://www.math.ku.dk/~richard/smde/>.

The observations are $\mathbf{Y}_1, \dots, \mathbf{Y}_m \in \mathbb{R}^d$ with $\mathbf{Y}_i \sim \mathcal{N}(\boldsymbol{\xi}_i, \sigma^2 I_d)$ and $\boldsymbol{\xi}_i = e^{t_i B} \mathbf{x}_i$ for $t_i > 0$, $\mathbf{x}_i \in \mathbb{R}^d$ and e^{tB} denoting the matrix exponential. It is well known that $t \mapsto e^{tB} \mathbf{x}$ is the solution of the linear d -dimensional ODE

$$\frac{d}{dt} f(t) = Bf(t)$$

for $t > 0$ with initial condition $f(0) = \mathbf{x} \in \mathbb{R}^d$. The unknown parameter is $B \in \mathbb{M}(d, d)$. We collect the observations into $\mathbf{Y} = (\mathbf{Y}_1, \dots, \mathbf{Y}_m) \in \mathbb{M}(d, m)$, and we let likewise $\boldsymbol{\xi} = (\boldsymbol{\xi}_1, \dots, \boldsymbol{\xi}_m)$ denote the collection of expectations. We will identify the matrices \mathbf{Y} and $\boldsymbol{\xi}$ with vectors in \mathbb{R}^n for $n = md$, which we denote by \mathbf{Y} and $\boldsymbol{\xi}$ as well (formally, the identification is made by stacking the columns). Thus $\mathbf{Y} \sim \mathcal{N}(\boldsymbol{\xi}, \sigma^2 I_n)$. We also identify B with a vector in \mathbb{R}^p where $p = d^2$, and the parametrization $\zeta : \mathbb{R}^p \rightarrow \mathbb{R}^n$ is given as

$$(14) \quad \zeta(B) = (e^{t_1 B} \mathbf{x}_1, \dots, e^{t_m B} \mathbf{x}_m).$$

We note that the number of observations $n = md$ as well as the number of parameters $p = d^2$ scale with d . For many applications it may be realistic to achieve a good model for a sparse B . Sparse estimation of B is generally useful for computational and statistical reasons, and it may also be useful for network inference and interpretations.

We will in this paper focus on the special case $t_1 = \dots = t_m = t$, which we will refer to as the isochronal model. For the isochronal model $\zeta(B) = e^{tB} \mathbf{x}$ with $\mathbf{x} = (\mathbf{x}_1, \dots, \mathbf{x}_m)$, in which case it is natural to parametrize the model in terms of $A = e^{tB}$. With \hat{A} an estimator of A we can estimate B as $\hat{B} = \log(\hat{A})/t$ where \log denotes the principal matrix logarithm. The least squares estimator of A amounts to ordinary linear least squares regression. We are, however, interested in obtaining sparse estimates of B . Since the principal matrix logarithm does not preserve sparseness in general, we will maintain the parametrization in terms of B and consider the family of ℓ_1 -constrained nonlinear least squares estimators

$$\hat{B}_s = \arg \min_{B \in \Theta_s} \|\mathbf{Y} - e^{tB} \mathbf{x}\|_2^2$$

where $\Theta_s = \{B \mid \sum_{kl} \omega_{kl} |B_{kl}| \leq s\}$ for $s \geq 0$ and $\omega \in \mathbb{M}(d, d)$ is a given weight matrix (with $\omega_{kl} \geq 0$). For technical details on the computation of derivatives and the implementation of the optimization algorithm see the supplementary material.

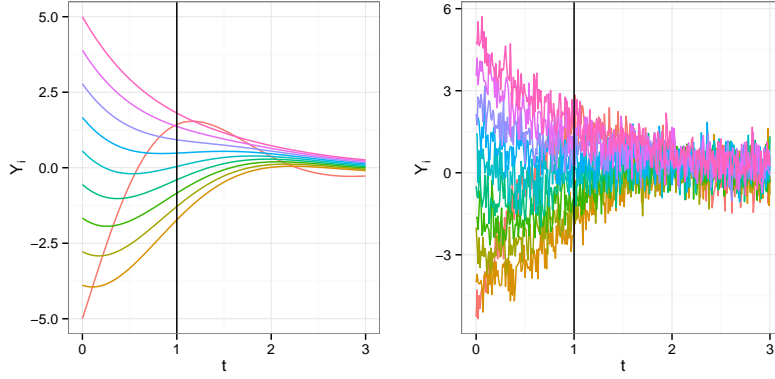


FIGURE 3. Example of the solution of the ODE and a noisy sample path.

We did a simulation study with $t = 1$, $d = 10$, $m = 15$ and $\sigma^2 = 0.25$. The B matrix is given in the supplementary material, and contains 28 nonzero parameters out of 100. The matrix B was chosen so that e^B is dense and not well approximated by a sparse matrix. The matrix exponential e^B is, in particular, not well approximated by the first order Taylor approximation $I_{10} + B$. A single simulation of the sample paths is shown in Figure 3.

The initial conditions were sampled from the 10-dimensional normal distribution $\mathcal{N}(0, 16I_{10})$, and we used a total of 1000 replications. For the choice of weights (the ω_{kl} 's) we considered two situations; either $\omega_{kl} = 1$, or adaptive weights, as introduced in Zou (2006), based on the MLE,

$$\omega_{kl} = \frac{1}{|\hat{B}_{kl}|}.$$

In this section we only report the results for the unit weights. See the supplementary material for the results using adaptive weights.

In the simulation study we computed the ℓ_1 -constrained estimators \hat{B}_s for a range of values of s and the corresponding estimates $\widehat{\text{Risk}}(s)$ of the risk based on (6). The divergence was computed using Theorem 4 based on the formulas in Section 3 in the supplementary material. With

$$\hat{s} = \arg \min_s \widehat{\text{Risk}}(s)$$

denoting the data driven optimal estimate of s , the resulting estimator of B is $\hat{B}_{\hat{s}}$. In addition, we computed the risk estimate

$$\widetilde{\text{Risk}}(s) = \|\mathbf{Y} - \text{pr}(\mathbf{Y})\|_2^2 - n\sigma^2 + 2\sigma^2(|\mathcal{A}| - 1)$$

based on the approximation $\nabla \cdot e^{\hat{B}_s} \mathbf{x} \simeq |\mathcal{A}| - 1$, see the discussion after Theorem 4. We also computed the MLE as well as a sequence of sparse(r) solutions obtained by hard thresholding the MLE. The results of the simulation study are summarized in Figure 4. The risk of the constrained estimator was minimal around $s = 19.5$. Both risk estimates, $\widehat{\text{Risk}}(s)$ and $\widetilde{\text{Risk}}(s)$, were, in this case, very close to being unbiased, and the estimated optimal constrained \hat{s}

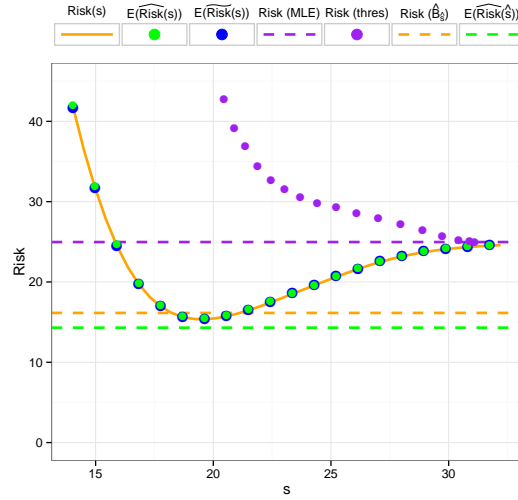


FIGURE 4. Risks for the ℓ_1 -constrained estimator with unit weights as a function of the constraint s compared to the risk of the MLE and hard thresholding of the MLE. In addition, expected values of risk estimates. The risk estimates were practically unbiased for the ℓ_1 -constrained estimator.

gave an estimator \hat{B}_s with close to minimal risk. The MLE and the sequence of thresholded MLEs all have larger risks than the constrained estimators for a substantial range of s , and, more importantly, than the risk of \hat{B}_s . We should note, however, that $\widehat{\text{Risk}}(\hat{s})$ did on average underestimate the actual risk of \hat{B}_s a little.

In addition to the ℓ_1 -constrained estimator, we considered classical model searching. That is, we sought the best fitting model among all models with a given number of nonzero parameters. A complete search is computationally prohibitive, so we carried out a forward stepwise model search. The model search was initiated by a diagonal matrix, and in each step we added the parameter that decreased the squared error loss the most. The divergences were computed using either Theorem 3 or approximated by the number of nonzero parameters. The results are summarized in Figure 5. We found that the model with minimal risk had around 28 nonzero parameters. In this case, the risk estimates underestimated the true risk considerably. Moreover, they suggested that models with around 37 nonzero parameters had minimal risk. Consequently, the data driven choice of the number of nonzero parameters resulted in too large models with a correspondingly larger risk. In contrast to the ℓ_1 -constrained case, the integral w.r.t. the singular measure in Theorem 2 can be detected as a bias for model searching. This bias cannot be ignored if we want to estimate the risk satisfactorily.

To understand better the results of the simulation study – and the nature of the nonlinear least squares problem – it would be desirable to be able visualize the image sets $\exp(\Theta_s)$, or, in particular, the images $\exp(\partial\Theta_s)$ of

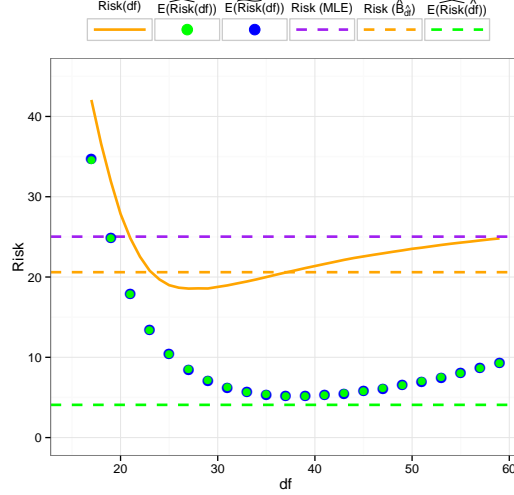


FIGURE 5. Risks for the forward stepwise model search as a function of the number of nonzero parameters compared to the risk of the MLE. In addition, expected values of risk estimates. The risk estimates grossly underestimated the true risk and overestimated the optimal number of nonzero parameters.

the boundaries of Θ_s , for different choices of s . These are the images under the matrix exponential of the boundaries of ℓ_1 -balls. As these sets are subsets of \mathbb{R}^{100} a visualization is challenging. Figure 6 shows two selected slices of the sets by affine subspaces. The slices were constructed as follows. With

$$e^{B(a,b,c,d)} = \begin{pmatrix} a & c & * \\ b & d & * \\ * & * & * \end{pmatrix}$$

it holds that $B(-0.11, 0.19, -0.19, 0.23) = B$ – the matrix that we used in the simulation. Fixing either $(b, c) = (0.19, -0.19)$ or $(a, d) = (-0.11, 0.23)$ we get the two affine subspaces considered, which both include B . The slices were computed as contour curves for $(a, d) \mapsto \|B(a, 0.19, -0.19, d)\|_1$ and $(c, d) \mapsto \|B(-0.11, c, d, 0.23)\|_1$.

5. PROOFS

In this section we give the proofs of the results stated in Sections 2. Doing so we will provide a brief account on the ideas and strategies used with some appropriate references to the literature. A further discussion of how our results and proofs are related to the literature is given in Section 6.

The proofs are based on the facts that the function ρ defined by (10) is convex, that its subgradient in \mathbf{y} contains the points in K closest to \mathbf{y} , and that if ρ is differentiable in \mathbf{y} , its gradient equals the necessarily unique metric projection. That is, $\text{pr}(\mathbf{y}) = \nabla\rho(\mathbf{y})$. This is all well known, see

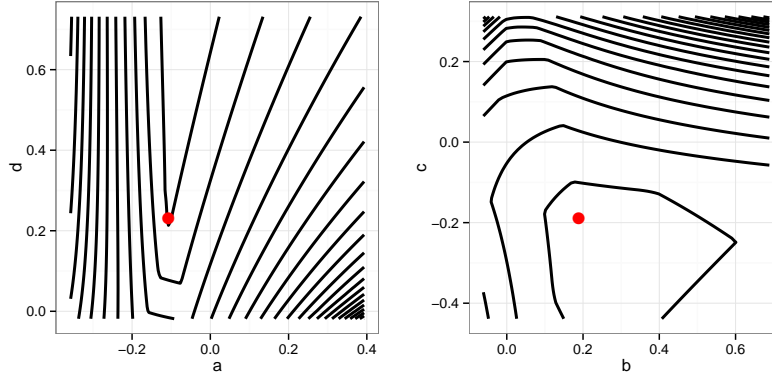


FIGURE 6. Two selected 2-dimensional slices of $\exp(\partial\Theta_s)$ for different choices of s , that is, the intersections of $\exp(\partial\Theta_s)$ in \mathbb{R}^{100} with 2-dimensional affine subspaces. The red points mark the values used in the simulation study.

e.g. Theorem 3 in [Asplund \(1968\)](#) for a similar but abstract formulation, or Theorem 3.3 in [Evans & Harris \(1987\)](#) for an alternative formulation in \mathbb{R}^n . For completeness, Lemma 1 and its proof in the supplementary material give the details. Central to the proofs of Theorem 1 and Theorem 2 in Section 2 is a famous theorem of Alexandrov given first in [Alexandrov \(1939\)](#). It loosely states that a convex function is twice differentiable except perhaps on a Lebesgue null set. We state a version of Alexandrov's theorem particularly useful for our purposes, which we will apply to the convex function ρ .

Theorem 5. *Let $g : \mathbb{R}^n \rightarrow \mathbb{R}$ be a convex function, and let $D \subseteq \mathbb{R}^n$ denote the subset on which g is differentiable. For Lebesgue almost all y it holds that $y \in D$ and there exists a matrix A such that*

$$(15) \quad \nabla g(\mathbf{x}) = \nabla g(\mathbf{y}) + A(\mathbf{x} - \mathbf{y}) + o(\|\mathbf{x} - \mathbf{y}\|_2)$$

for $\mathbf{x} \in D$. The matrix A is symmetric and positive semidefinite and as such uniquely determined by (15).

The theorem is a direct consequence of Theorem 2.3 and Theorem 2.8 in [Rockafellar \(2000\)](#). See, in addition, Chapter 13 – and Theorem 13.51 in particular – in [Rockafellar & Wets \(1998\)](#) for similar results. Theorem 5 also follows from Theorem 6.1 and Theorem 7.1 in [Howard \(1998\)](#), which is a nice self contained exposition of Rademacher's and Alexandrov's theorems.

In the light of Definition 1, Theorem 5 says that for a convex function g , ∇g is defined Lebesgue almost everywhere, and ∇g is differentiable in the extended sense Lebesgue almost everywhere. Note, however, that the differentiability points of ∇g can be a strict subset of its maximal domain of definition.

Proof of Theorem 1. The existence of a Borel measurable selection follows from general results in [Rockafellar & Wets \(1998\)](#). The set valued metric

projection Pr is defined as

$$\text{Pr}(\mathbf{y}) = \arg \min_{\mathbf{x} \in K} \|\mathbf{y} - \mathbf{x}\|_2^2.$$

As a set valued map, Pr is outer semicontinuous by Example 5.23 in [Rockafellar & Wets \(1998\)](#), and combining Theorem 5.7 and Exercise 14.9 in [Rockafellar & Wets \(1998\)](#) it is, still as a set valued map, closed-valued and Borel measurable. Corollary 14.6 in [Rockafellar & Wets \(1998\)](#) implies that Pr admits a Borel measurable selection, that is, there is a Borel measurable map $\text{pr} : \mathbb{R}^n \rightarrow \mathbb{R}^n$ with

$$\text{pr}(\mathbf{y}) \in \text{Pr}(\mathbf{y})$$

for all $\mathbf{y} \in \mathbb{R}^n$.

Alexandrov's Theorem can then be used to show that the selection of $\text{pr}(\mathbf{y})$ is unique and differentiable in the extended sense for Lebesgue almost all \mathbf{y} . Theorem 5 holds for the convex function ρ . For those \mathbf{y} where (15) holds, the differentiability of ρ in \mathbf{y} assures that $\text{pr}(\mathbf{y}) = \nabla \rho(\mathbf{y})$ is uniquely defined in \mathbf{y} as well as differentiable in \mathbf{y} in the sense of (15). The domain D on which pr is uniquely defined thus satisfies that D^c is a Lebesgue null set, and $\text{pr} : D \mapsto \mathbb{R}^n$ satisfies (15) for Lebesgue almost all \mathbf{y} . That is,

$$\text{pr}(\mathbf{x}) = \text{pr}(\mathbf{y}) + A(\mathbf{x} - \mathbf{y}) + o(\|\mathbf{x} - \mathbf{y}\|_2)$$

for $\mathbf{x} \in D$, and pr is differentiable in the extended sense for Lebesgue almost all \mathbf{y} . By definition,

$$\partial_j \text{pr}_i(\mathbf{y}) = A_{ij}$$

for those \mathbf{y} where pr is differentiable in the extended sense, and since A is positive semidefinite, $\partial_i \text{pr}_i(\mathbf{y}) \geq 0$ for $i = 1, \dots, n$. \square

From hereon we assume, in accordance with Theorem 1, that a choice of pr has been made on the set where pr is not unique, such that $\text{pr} : \mathbb{R}^n \rightarrow \mathbb{R}^n$ is Borel measurable.

We turn to the proof of Theorem 2. The relation in Theorem 2 between the degrees of freedom, df , and the Stein degrees of freedom, df_S , will be established by partial integration. However, to handle metric projections in full generality we have to turn to distributional formulations of differentiation. Partial integration holds by definition for distributional differentiation. What we need is to identify the distributional partial derivatives of the coordinates of the metric projection. For this purpose, we define a signed Radon measure to be the difference of two (positive) Radon measures. In this sense a signed Radon measure need not have bounded total variation. Though we have to be careful with such a definition to avoid the undefined " $\infty - \infty$ ", the difference of two Radon measures does give a well defined linear functional on $C_c(\mathbb{R}^n)$.

Definition 4. A function $g \in L_{\text{loc}}^1(\mathbb{R}^n)$ is of locally bounded variation if there exist signed Radon measures μ_j for $j = 1, \dots, n$ on \mathbb{R}^n such that

$$\int_{\mathbb{R}^n} g(\mathbf{y}) \partial_j \varphi(\mathbf{y}) \, d\mathbf{y} = - \int_{\mathbb{R}^n} \varphi(\mathbf{y}) \mu_j(d\mathbf{y})$$

for all $\varphi \in C_c^\infty(\mathbb{R}^n)$.

Thus the functions of locally bounded variation are those L^1_{loc} -functions whose distributional partial derivatives are signed Radon measures. It is easily verified that Definition 4 is equivalent to other definitions in the literature, e.g. the definition in Chapter 5 in [Evans & Gariepy \(1992\)](#).

Lemma 1. *The functions pr_i for $i = 1, \dots, n$ are of locally bounded variation. With μ_{ij} denoting the j 'th distributional partial derivative of pr_i it holds that*

- $\mu_{ij} = \mu_{ji}$,
- $\sum_{i,j=1}^n x_i x_j \mu_{ij}$ is a positive measure for all $x \in \mathbb{R}^n$
- and

$$\int_{\mathbb{R}^n} \text{pr}_i(\mathbf{y}) \partial_j \varphi(\mathbf{y}) \, d\mathbf{y} = - \int_{\mathbb{R}^n} \varphi(\mathbf{y}) \mu_{ij}(\mathbf{y}) \, d\mathbf{y}$$

for all $\varphi \in C^\infty(\mathbb{R}^n)$ with

$$(16) \quad \sup_{\mathbf{y} \in \mathbb{R}^n} (1 + \|\mathbf{y}\|_2^2)^N \max \{ |\varphi(\mathbf{y})|, |\partial_1 \varphi(\mathbf{y})|, \dots, |\partial_n \varphi(\mathbf{y})| \} < \infty$$

for all $N \in \mathbb{N}_0$.

Proof. First recall that

$$|\text{pr}_i(\mathbf{y})| \leq \|\text{pr}(\mathbf{y})\|_2 \leq \|\text{pr}(0)\|_2 + \|\mathbf{y}\|_2,$$

which proves that pr_i is in L^1_{loc} . A standard mollifier argument gives that for all $x \in \mathbb{R}^n$

$$\varphi \mapsto \int_{\mathbb{R}^n} \rho(\mathbf{y}) \sum_{i,j=1}^n x_i x_j \partial_i \partial_j \varphi(\mathbf{y}) \, d\mathbf{y}$$

is a positive linear functional on $C_c^\infty(\mathbb{R}^n)$ due to convexity of ρ . Riesz's representation theorem gives the existence of a Radon measure μ^x such that

$$\int_{\mathbb{R}^n} \rho(\mathbf{y}) \sum_{i,j=1}^n x_i x_j \partial_i \partial_j \varphi(\mathbf{y}) \, d\mathbf{y} = \int_{\mathbb{R}^n} \varphi(\mathbf{y}) \mu^x(\mathbf{y}) \, d\mathbf{y}.$$

Taking $\mu_{ii} = \mu^{e_i}$ and

$$\mu_{ij} = \mu^{(e_i + e_j)/\sqrt{2}} - \mu_{ii} - \mu_{jj}$$

for $i \neq j$ gives the existence of signed Radon measures μ_{ij} , which by construction fulfill the two first bullet points. Since ρ is convex, it is locally Lipschitz continuous, hence weakly differentiable with first weak partial derivatives coinciding with the pointwise partial derivatives, $\text{pr}_i(\mathbf{y})$, for Lebesgue almost all \mathbf{y} . Hence

$$\int_{\mathbb{R}^n} \text{pr}_i(\mathbf{y}) \partial_j \varphi(\mathbf{y}) \, d\mathbf{y} = - \int_{\mathbb{R}^n} \rho(\mathbf{y}) \partial_i \partial_j \varphi(\mathbf{y}) \, d\mathbf{y} = - \int_{\mathbb{R}^n} \varphi(\mathbf{y}) \mu_{ij}(\mathbf{y}) \, d\mathbf{y}$$

for all $\varphi \in C_c^\infty(\mathbb{R}^n)$. We then prove that the partial integration formula generalizes to all $\varphi \in C^\infty(\mathbb{R}^n)$ that fulfill (16). To this end fix a positive function $\kappa \in C_c^\infty(\mathbb{R}^n)$ such that $\kappa(\mathbf{y}) = 1$ for $\|\mathbf{y}\|_2 \leq 1$. Define

$$q_r(\mathbf{y}) = (1 + \|\mathbf{y}\|_2^2)^{-N} \kappa(r\mathbf{y}),$$

then $q_r \in C_c^\infty(\mathbb{R}^n)$ and

$$q_r(\mathbf{y}) \geq (1 + \|\mathbf{y}\|_2^2)^{-N} 1_{(r\|\mathbf{y}\|_2 \leq 1)} \rightarrow (1 + \|\mathbf{y}\|_2^2)^{-N}$$

for $r \rightarrow 0$. By monotone convergence

$$\int_{\mathbb{R}^n} q_r(\mathbf{y}) \mu_{ij}(\mathrm{d}\mathbf{y}) \rightarrow \int_{\mathbb{R}^n} (1 + \|\mathbf{y}\|_2^2)^{-N} \mu_{ij}(\mathrm{d}\mathbf{y})$$

for $r \rightarrow 0$. Moreover, $\kappa(r\mathbf{y}) = 1$ and $\partial_j \kappa(r\mathbf{y}) = 0$ for $\|\mathbf{y}\|_2 \leq 1/r$, hence

$$\partial_j q_r(\mathbf{y}) \rightarrow \partial_j (1 + \|\mathbf{y}\|_2^2)^{-N}$$

for $r \rightarrow 0$. Since

$$|\mathrm{pr}_i(\mathbf{y}) \partial_j q_r(\mathbf{y})| \leq p(\mathbf{y}) (1 + \|\mathbf{y}\|_2^2)^{-2N}$$

for some polynomial $p(\mathbf{y})$ of degree $N + 1$ independent of r (for $r \leq 1$, say), and since the upper bound is integrable w.r.t. the n -dimensional Lebesgue measure for N large enough, it follows by dominated convergence that for N large enough

$$\int_{\mathbb{R}^n} (1 + \|\mathbf{y}\|_2^2)^{-N} \mu_{ij}(\mathrm{d}\mathbf{y}) = - \int_{\mathbb{R}^n} \mathrm{pr}_i(\mathbf{y}) \partial_j (1 + \|\mathbf{y}\|_2^2)^{-N} \mathrm{d}\mathbf{y}.$$

The function $\mathbf{y} \mapsto (1 + \|\mathbf{y}\|_2^2)^{-N}$ is, in particular, μ_{ij} -integrable. If $\varphi \in C^\infty(\mathbb{R}^n)$ fulfills (16) we let $\varphi_r(\mathbf{y}) = \varphi(\mathbf{y}) \kappa(r\mathbf{y})$. Then $\varphi_r \in C_c^\infty(\mathbb{R}^n)$, $\varphi_r(\mathbf{y}) \rightarrow \varphi(\mathbf{y})$ for $r \rightarrow 0$, and

$$\partial_j \varphi_r(\mathbf{y}) = \partial_j \varphi(\mathbf{y}) \kappa(r\mathbf{y}) + \varphi(\mathbf{y}) r \partial_j \kappa(r\mathbf{y}) \rightarrow \partial_j \varphi(\mathbf{y})$$

for $r \rightarrow 0$. Moreover, for $r \leq 1$ there is a constant C_N such that

$$|\mathrm{pr}_i(\mathbf{y}) \partial_j \varphi_r(\mathbf{y})| \leq C_N (1 + \|\mathbf{y}\|_2^2)^{-N+2}$$

as well as

$$|\varphi_r(\mathbf{y})| \leq C_N (1 + \|\mathbf{y}\|_2^2)^{-N}$$

since φ fulfills (16). Again by Lebesgue as well as μ_{ij} -integrability of the upper bound for N large enough, it follows from dominated convergence that

$$\begin{aligned} \int_{\mathbb{R}^n} \mathrm{pr}_i(\mathbf{y}) \partial_j \varphi(\mathbf{y}) \mathrm{d}\mathbf{y} &= \lim_{r \rightarrow 0} \int_{\mathbb{R}^n} \mathrm{pr}_i(\mathbf{y}) \partial_j \varphi_r(\mathbf{y}) \mathrm{d}\mathbf{y} \\ &= - \lim_{r \rightarrow 0} \int_{\mathbb{R}^n} \varphi_r(\mathbf{y}) \mu_{ij}(\mathrm{d}\mathbf{y}) \\ &= - \int_{\mathbb{R}^n} \varphi(\mathbf{y}) \mu_{ij}(\mathrm{d}\mathbf{y}). \end{aligned}$$

□

The first part of the proof of Lemma 1, where we establish the existence of the μ_{ij} -measures, follows the proof of Theorem 6.3.2 in [Evans & Gariepy \(1992\)](#). In the remaining part we effectively prove that pr_i is a tempered distribution. This actually follows directly from the polynomial bound on pr_i by Example 7.12(c) in [Rudin \(1991\)](#). However, we need a little more than just the fact that the continuous linear functional

$$\varphi \mapsto \int_{\mathbb{R}^n} \mathrm{pr}_i(\mathbf{y}) \partial_j \varphi(\mathbf{y}) \mathrm{d}\mathbf{y}$$

on the test functions $C_c^\infty(\mathbb{R}^n)$ extends to a continuous linear functional on the Schwartz space \mathcal{S} of rapidly decreasing functions. We also need the

explicit form of the extension (the partial integration formula) as stated in Lemma 1.

To finally prove Theorem 2 we need to relate the distributional partial derivatives μ_{ij} of pr_i to the pointwise partial derivatives $\partial_j \text{pr}_i$ defined Lebesgue almost everywhere. To this end we need the concept of approximate differentiability.

Definition 5. Let m_n denote the n -dimensional Lebesgue measure and $B(\mathbf{y}, r)$ the ℓ_2 -ball with center \mathbf{y} and radius r . A function $f : \mathbb{R}^n \rightarrow \mathbb{R}^n$ is approximately differentiable in \mathbf{y} if there is a matrix A such that for all $\varepsilon > 0$

$$\frac{1}{m_n(B(\mathbf{y}, r))} m_n \left(\left\{ \mathbf{x} \in B(\mathbf{y}, r) \mid \frac{\|f(\mathbf{x}) - f(\mathbf{y}) - A(\mathbf{x} - \mathbf{y})\|}{\|\mathbf{x} - \mathbf{y}\|_2} \geq \varepsilon \right\} \right) \rightarrow 0$$

for $r \rightarrow 0$.

By Theorem 6.1.3 in Evans & Gariepy (1992) the matrix A is unique if f is approximately differentiable in \mathbf{y} . It is called the approximate derivative of f in \mathbf{y} . Note that approximate differentiability of f in \mathbf{y} is a local property, which only requires that f is defined Lebesgue almost everywhere in a neighborhood of \mathbf{y} .

Lemma 2. *If $f : D \rightarrow \mathbb{R}^n$ is differentiable in \mathbf{y} in the extended sense then f is approximately differentiable in \mathbf{y} with the same derivative.*

Proof. Assume that f is differentiable in \mathbf{y} in the extended sense with derivative A . We can then for fixed $\varepsilon > 0$ choose r sufficiently small such that $D^c \cap B(\mathbf{y}, r)$ is a Lebesgue null set and

$$\frac{\|f(\mathbf{y}) - f(\mathbf{x}) - A(\mathbf{x} - \mathbf{y})\|_2}{\|\mathbf{x} - \mathbf{y}\|_2} < \varepsilon$$

for $\mathbf{x} \in D \cap B(\mathbf{y}, r)$. Choosing an arbitrary extension of f to $B(\mathbf{y}, r)$ we find that

$$\left\{ \mathbf{x} \in B(\mathbf{y}, r) \mid \frac{\|f(\mathbf{y}) - f(\mathbf{x}) - A(\mathbf{x} - \mathbf{y})\|_2}{\|\mathbf{x} - \mathbf{y}\|_2} \geq \varepsilon \right\} \subseteq D^c \cap B(\mathbf{y}, r),$$

which implies that f is approximately differentiable in \mathbf{y} with derivative A . \square

If $f : \mathbb{R}^n \rightarrow \mathbb{R}^n$ has coordinates of locally bounded variation with corresponding distributional partial derivatives of f_i denoted μ_{ij} for $j = 1, \dots, n$ we have by Lebesgue's decomposition theorem that

$$\mu_{ij} = h_{ij} \cdot m_n + \nu_{ij}$$

with $\nu_{ij} \perp m_n$. We can now state (and subsequently use) a well known but rather deep result on approximate differentiability of functions of locally bounded variation. See Theorem 6.1.4 in Evans & Gariepy (1992).

Theorem 6. *If $f : \mathbb{R}^n \rightarrow \mathbb{R}^n$ has coordinates of locally bounded variation then f_i is approximately differentiable for Lebesgue almost all \mathbf{y} with derivative $(h_{i1}(\mathbf{y}), \dots, h_{in}(\mathbf{y}))$.*

It is straightforward to see that if f has coordinates of locally bounded variation then it is also, as a function from \mathbb{R}^n to \mathbb{R}^n , approximately differentiable for Lebesgue almost all \mathbf{y} with derivative $(h_{ij}(\mathbf{y}))_{i,j=1,\dots,n}$.

Proof of Theorem 2. From Lemma 1, pr_i is of locally bounded variation with distributional partial derivatives μ_{ij} . Combining Theorem 1, Lemma 2 and Theorem 6 – and using that the approximate derivative is unique – we conclude that

$$\mu_{ij} = \partial_j \text{pr}_i \cdot m_n + \nu_{ij}$$

with $\nu_{ij} \perp m_n$.

Letting $\psi(\mathbf{y}; \boldsymbol{\xi}, \sigma^2)$ denote the density for the multivariate normal distribution with mean $\boldsymbol{\xi}$ and covariance matrix $\sigma^2 I$ we have that

$$\partial_j \psi(\mathbf{y}; \boldsymbol{\xi}, \sigma^2) = -\frac{(y_j - \xi_j)}{\sigma^2} \psi(\mathbf{y}; \boldsymbol{\xi}, \sigma^2).$$

Since $\psi(\cdot; \boldsymbol{\xi}, \sigma^2) \in C^\infty(\mathbb{R}^n)$ fulfills (16), Lemma 1 implies that

$$\begin{aligned} \text{cov}(Y_i, \text{pr}_i(\mathbf{Y})) &= \int_{\mathbb{R}^n} \text{pr}_i(\mathbf{y})(y_i - \xi_i) \psi(\mathbf{y}; \boldsymbol{\xi}, \sigma^2) \, d\mathbf{y} \\ &= -\sigma^2 \int_{\mathbb{R}^n} \text{pr}_i(\mathbf{y}) \partial_i \psi(\mathbf{y}; \boldsymbol{\xi}, \sigma^2) \, d\mathbf{y} \\ &= \sigma^2 \int_{\mathbb{R}^n} \psi(\mathbf{y}; \boldsymbol{\xi}, \sigma^2) \mu_{ii}(\,d\mathbf{y}) \\ &= \sigma^2 \int_{\mathbb{R}^n} \psi(\mathbf{y}; \boldsymbol{\xi}, \sigma^2) \partial_i \text{pr}_i(\mathbf{y}) \, d\mathbf{y} + \sigma^2 \int_{\mathbb{R}^n} \psi(\mathbf{y}; \boldsymbol{\xi}, \sigma^2) \nu_{ii}(\,d\mathbf{y}). \end{aligned}$$

Theorem (2) follows by division with σ^2 and summation over i , which gives that

$$\nu = \sum_{i=1}^n \nu_{ii}.$$

□

Proof of Proposition 1. The set $U = \mathbb{R}^n \setminus \overline{\text{exo}(K)}$ is open. If pr_i is locally Lipschitz on U Theorem 4.2.5 in Evans & Gariepy (1992) gives that pr_i is weakly differentiable, and the weak partial derivative in the j 'th direction coincides with the Lebesgue almost everywhere defined $\partial_j \text{pr}_i$. That is,

$$\int_{\mathbb{R}^n} \text{pr}_i(\mathbf{y}) \partial_j \varphi(\mathbf{y}) \, d\mathbf{y} = - \int_{\mathbb{R}^n} \partial_j \text{pr}_i(\mathbf{y}) \varphi(\mathbf{y}) \, d\mathbf{y}$$

for all $\varphi \in C_c^\infty(\mathbb{R}^n)$. It follows that

$$\mu_{ij} = \partial_j \text{pr}_i \cdot m_n,$$

and all the singular measures ν_{ij} are null measures. □

6. DISCUSSION

Our main result obtained in this paper is Theorem 2. It characterises the size of $\text{df} - \text{df}_S$, which can be interpreted as how much the non-convexity of K affects the degrees of freedom. From Theorem 2 we observe that $\text{df} - \text{df}_S \geq 0$, and its magnitude is determined by how large $\psi(\mathbf{y}; \boldsymbol{\xi}, \sigma^2)$ is on the Lebesgue null set N where the singular measure ν is concentrated. This is,

in turn, determined by the distance (scaled by $1/\sigma$) from ξ to points in N in combination with the distribution of the mass of the measure ν on N . The singular measure depends only on K , and it represents global geometric properties of K .

Previous results on degrees of freedom in Tibshirani & Taylor (2012), Kato (2009), Zou et al. (2007) and Meyer & Woodroffe (2000) all correspond to K being convex, and the resulting Lipschitz continuity of the metric projection implies pointwise differentiability almost everywhere by Rademacher's Theorem. To establish pointwise differentiability almost everywhere of the metric projection onto any closed set, we relied instead on the fact that it is the derivative of a convex function. We then used Alexandrov's theorem for convex functions to establish almost everywhere differentiability of the metric projection. This is in principle well known in the mathematical literature, and Asplund provided, for instance, only a brief argument in Asplund (1973) for what is close to being Theorem 1. However, we needed to clarify in what sense the metric projection is differentiable, and the precise relationship between pointwise derivatives Lebesgue almost everywhere and distributional derivatives for which partial integration applies. The original formulation of Alexandrov's theorem was, in particular, stated as the existence of a quadratic expansion of a convex function g for Lebesgue almost all y . This formulation does not require a definition of differentiability of ∇g in y in cases where ∇g is not defined in a neighborhood of y . Consequently, the conclusion cannot be formulated in terms of ∇g alone. The more recent formulation of Alexandrov's theorem as in Theorem 5 was useful, since it allowed us to formulate Theorem 1 in terms of differentiability properties of the metric projection itself rather than as a quadratic expansion of ρ .

We gave three simple examples where analytic computations could shed some light on the general results, and then we considered a more serious application in Section 4 on the estimation of parameters in a d -dimensional linear ODE. This example served several purposes. First we used it to test our algorithms for computing the nonlinear ℓ_1 -regularized least squares estimator, and we used it to test the divergence formula given in Theorem 4. For the chosen model and parameter set and the ℓ_1 -constrained estimator we concluded that $\widehat{\text{Risk}}(s)$ was, for all practical purposes, unbiased, that it was useful for selection of s , and that the selected model had a lower risk than e.g. the MLE. The example also showed that in this case the approximation $|\mathcal{A}| - 1$ to the divergence was sufficiently accurate to be a computationally cheap alternative to the formula from Theorem 4. When we considered model searching instead, the risk estimate based on the divergence became biased, and tended to select too complex models. Our conclusion is that for the ℓ_1 -constrained estimator, the set K may be non-convex, but this presents no problem for the estimation of the degrees of freedom by the divergence. On the contrary, when K is a union of models and we perform model searching, the non-convexity of K implies that the divergence underestimates the degrees of freedom considerably.

For practical applications we are faced with three challenges: We need to compute the divergence to estimate df_S ; we need to control, estimate or bound the difference $\text{df} - \text{df}_S$; and we need to know or estimate σ^2 . For

the latter, the typical solution is to estimate σ^2 in an (approximately) unbiased way. In the ODE example an estimate of σ^2 can be based on the MLE of B . For the computation of the divergence we gave two formulas for parametrized models. We expect that similar formulas can be derived via implicit differentiation in cases where we have a parametrized model, but with different restrictions on the parameters than we considered. Alternatively, abstract results in Chapter 13 in [Rockafellar & Wets \(1998\)](#) can be considered. The greatest challenge is to control the difference $df - df_S$. Our simulations showed an example where this difference was negligible as well as an example where it was not. In some simple cases we were also able to compute the measure ν , which can be used to compute the difference. We do not expect that it will be an easy task to compute ν in many cases of practical interest, but we do expect that it will be possible for best subset selection. We also expect that it will be possible to make analytic progress on the further characterization of ν and its support, e.g. when it has a density w.r.t. the $(n - 1)$ -dimensional Hausdorff measure. It is, in addition, possible to show that under a so-called prox-regularity assumption on $\text{pr}(\mathbf{y})$, the metric projection is Lipschitz in a neighborhood of $\text{pr}(\mathbf{y})$, see [Poliquin et al. \(2000\)](#). Thus in this neighborhood ν is 0. This can be a path for bounding $df - df_S$ if $\boldsymbol{\xi}$ is close to K . Even if it appears to be a challenging path, our representation of $df - df_S$ in terms of the singular measure ν does provide us with a novel way to achieve further progress.

REFERENCES

- Alexandrov, A. D. (1939), ‘Almost everywhere existence of the second differential of a convex function and some properties of convex surfaces connected with it’, *Leningrad State University Annals [Uchenye Zapiski] Mathematical Series* **6**, 3–35.
- Asplund, E. (1968), ‘Fréchet differentiability of convex functions’, *Acta Math.* **121**, 31–47.
- Asplund, E. (1973), ‘Differentiability of the metric projection in finite-dimensional Euclidean space’, *Proc. Amer. Math. Soc.* **38**, 218–219.
- Bühlmann, P. & van de Geer, S. (2011), *Statistics for high-dimensional data*, Springer Series in Statistics, Springer, Heidelberg. Methods, theory and applications.
- Claeskens, G. & Hjort, N. L. (2008), *Model selection and model averaging*, Cambridge Series in Statistical and Probabilistic Mathematics, Cambridge University Press, Cambridge.
URL: <http://dx.doi.org/10.1017/CBO9780511790485>
- Efron, B. (2004), ‘The estimation of prediction error: Covariance penalties and cross-validation’, *Journal of the American Statistical Association* pp. 99–467.
- Efron, B., Hastie, T., Johnstone, I. & Tibshirani, R. (2004), ‘Least angle regression’, *Ann. Statist.* **32**(2), 407–499. With discussion, and a rejoinder by the authors.
URL: <http://dx.doi.org/10.1214/009053604000000067>

- Evans, L. C. & Gariepy, R. F. (1992), *Measure theory and fine properties of functions*, Studies in Advanced Mathematics, CRC Press, Boca Raton, FL.
- Evans, W. D. & Harris, D. J. (1987), ‘Sobolev embeddings for generalized ridged domains’, *Proc. London Math. Soc. (3)* **54**(1), 141–175.
URL: <http://dx.doi.org/10.1112/plms/s3-54.1.141>
- Fremlin, D. H. (1997), ‘Skeletons and central sets’, *Proc. London Math. Soc. (3)* **74**(3), 701–720.
URL: <http://dx.doi.org/10.1112/S0024611597000233>
- Hastie, T. J. & Tibshirani, R. J. (1990), *Generalized additive models*, Vol. 43 of *Monographs on Statistics and Applied Probability*, Chapman and Hall, Ltd., London.
- Hastie, T., Tibshirani, R. & Friedman, J. (2009), *The Elements of Statistical Learning*, Springer Series in Statistics, second edn, Springer, New York. Data mining, inference, and prediction.
URL: <http://dx.doi.org/10.1007/978-0-387-84858-7>
- Howard, R. (1998), Alexandrov’s theorem on the second derivatives of convex functions via Rademacher’s theorem on the first derivatives of Lipschitz functions. Unpublished lecture notes.
- Hug, D., Last, G. & Weil, W. (2004), ‘A local Steiner-type formula for general closed sets and applications’, *Math. Z.* **246**(1-2), 237–272.
URL: <http://dx.doi.org/10.1007/s00209-003-0597-9>
- Kato, K. (2009), ‘On the degrees of freedom in shrinkage estimation’, *Journal of Multivariate Analysis* **100**(7), 1338 – 1352.
URL: <http://www.sciencedirect.com/science/article/pii/S0047259X08002753>
- Meyer, M. & Woodroffe, M. (2000), ‘On the degrees of freedom in shape-restricted regression’, *Ann. Statist.* **28**(4), 1083–1104.
URL: <http://dx.doi.org/10.1214/aos/1015956708>
- Montefusco, F., Cosentino, C. & Bates, D. G. (2011), Nonlinear dynamics: a brief introduction, in M. P. H. STUMPF, D. J. BALDING & M. GIROLAMI, eds, ‘Handbook of Statistical Systems Biology’, Wiley-Blackwell, pp. 83–111.
- Oates, C. J. & Mukherjee, S. (2012), ‘Network inference and biological dynamics’, *The Annals of Applied Statistics* **6**(3), 1209–1235.
URL: <http://dx.doi.org/10.1214/11-AOAS532>
- Poliquin, R. A., Rockafellar, R. T. & Thibault, L. (2000), ‘Local differentiability of distance functions’, *Trans. Amer. Math. Soc.* **352**(11), 5231–5249.
URL: <http://dx.doi.org/10.1090/S0002-9947-00-02550-2>
- Rockafellar, R. T. (2000), ‘Second-order convex analysis’, *J. Nonlinear Convex Anal.* **1**(1), 1–16.
- Rockafellar, R. T. & Wets, R. J.-B. (1998), *Variational analysis*, Vol. 317 of *Grundlehren der Mathematischen Wissenschaften [Fundamental Principles of Mathematical Sciences]*, Springer-Verlag, Berlin.
URL: <http://dx.doi.org/10.1007/978-3-642-02431-3>
- Rudin, W. (1991), *Functional analysis*, International Series in Pure and Applied Mathematics, second edn, McGraw-Hill Inc., New York.
- Stein, C. M. (1981), ‘Estimation of the mean of a multivariate normal distribution’, *Ann. Statist.* **9**(6), 1135–1151.

Tibshirani, R. J. (2014), ‘Degrees of freedom and model search’, *arXiv* pp. 1–21.

URL: <http://arxiv.org/abs/1402.1920>

Tibshirani, R. J. & Taylor, J. (2012), ‘Degrees of freedom in lasso problems’, *Ann. Statist.* **40**(2), 1198–1232.

URL: <http://dx.doi.org/10.1214/12-AOS1003>

Wilkinson, D. J. (2006), *Stochastic modelling for systems biology*, Chapman & Hall/CRC Mathematical and Computational Biology Series, Chapman & Hall/CRC, Boca Raton, FL.

Ye, J. (1998), ‘On measuring and correcting the effects of data mining and model selection’, *J. Amer. Statist. Assoc.* **93**(441), 120–131.

URL: <http://dx.doi.org/10.2307/2669609>

Zou, H. (2006), ‘The adaptive lasso and its oracle properties’, *J. Amer. Statist. Assoc.* **101**(476), 1418–1429.

URL: <http://dx.doi.org/10.1198/016214506000000735>

Zou, H., Hastie, T. & Tibshirani, R. (2007), ‘On the “degrees of freedom” of the lasso’, *Ann. Statist.* **35**(5), 2173–2192.

URL: <http://dx.doi.org/10.1214/009053607000000127>

DEPARTMENT OF MATHEMATICAL SCIENCES, UNIVERSITY OF COPENHAGEN, UNIVERSITETSPARKEN 5, 2100 COPENHAGEN Ø, DENMARK

E-mail address, Corresponding author: Niels.R.Hansen@math.ku.dk

E-mail address: alexander@math.ku.dk

**SUPPLEMENTARY MATERIAL:
DIVERGENCE FORMULAS AND ALGORITHMS**

NIELS RICHARD HANSEN AND ALEXANDER SOKOL

ABSTRACT. This is supplementary material for the paper *Degrees of freedom for nonlinear least squares estimation*. It contains the derivation of the divergence formulas, additional details related to the other proofs, technical details on the algorithms and implementations, and some additional simulation results.

1. PROPERTIES OF THE FUNCTION ρ

In this section we give the central but well known result that the metric projection onto a closed set can be expressed as a subdifferential of a convex function.

Lemma 1. *Assume that $K \subseteq \mathbb{R}^n$ is a nonempty and closed set. The function*

$$\rho(\mathbf{y}) = \sup_{\mathbf{x} \in K} \{\mathbf{y}^T \mathbf{x} - \|\mathbf{x}\|^2/2\}$$

is convex. With $\partial\rho$ denoting the subdifferential of ρ then $\partial\rho(\mathbf{y})$ contains the set of points in K closest to \mathbf{y} . If ρ is differentiable in \mathbf{y} with gradient $\nabla\rho(\mathbf{y})$, then the metric projection of \mathbf{y} onto K is unique, and $\text{pr}(\mathbf{y}) = \nabla\rho(\mathbf{y})$.

Proof. Since ρ is the pointwise supremum of the affine (thus convex) functions

$$\mathbf{y} \mapsto \mathbf{y}^T \mathbf{x} - \|\mathbf{x}\|^2/2 = \|\mathbf{y}\|^2/2 - \|\mathbf{y} - \mathbf{x}\|^2/2,$$

it is convex, and

$$\rho(\mathbf{y}) = \|\mathbf{y}\|^2/2 - \inf_{\mathbf{x} \in K} \|\mathbf{y} - \mathbf{x}\|^2/2.$$

With

$$\text{Pr}(\mathbf{y}) = \arg \min_{\mathbf{x} \in K} \|\mathbf{y} - \mathbf{x}\|^2$$

the nonempty set of points in K closest to \mathbf{y} it follows that

$$\rho(\mathbf{y}) = \mathbf{y}^T \mathbf{x} - \|\mathbf{x}\|^2/2$$

for all $\mathbf{x} \in \text{Pr}(\mathbf{y})$. For $\mathbf{x} \in \text{Pr}(\mathbf{y})$

$$\begin{aligned} \rho(\mathbf{y} + \mathbf{z}) &= \sup_{\mathbf{x} \in K} \{\mathbf{y}^T \mathbf{x} - \|\mathbf{x}\|^2/2 + \mathbf{z}^T \mathbf{x}\} \geq \mathbf{y}^T \mathbf{x} - \|\mathbf{x}\|^2/2 + \mathbf{z}^T \mathbf{x} \\ &= \rho(\mathbf{y}) + \mathbf{z}^T \mathbf{x}, \end{aligned}$$

which shows that $\text{Pr}(\mathbf{y}) \subseteq \partial\rho(\mathbf{y})$ by definition of the subdifferential. If ρ is differentiable,

$$\partial\rho(\mathbf{y}) = \{\text{pr}(\mathbf{y})\} = \text{Pr}(\mathbf{y}),$$

and the last claim follows. □

Let $D \subseteq \mathbb{R}^n$ denote the domain of $\nabla\rho$ on which ρ is differentiable. The following observation is useful. If $\mathbf{y} \in D$, if $\mathbf{y}_n \rightarrow \mathbf{y}$ and if $\mathbf{z}_n \in \text{Pr}(\mathbf{y}_n)$ converges to \mathbf{z} then

$$\rho(\mathbf{y} + \mathbf{x}) = \lim_{n \rightarrow \infty} \rho(\mathbf{y}_n + \mathbf{x}) \geq \lim_{n \rightarrow \infty} \rho(\mathbf{y}_n) + \mathbf{x}^T \mathbf{z}_n \geq \rho(\mathbf{y}) + \mathbf{x}^T \mathbf{z},$$

which implies that $\mathbf{z} \in \partial\rho(\mathbf{y}) = \{\text{pr}(\mathbf{y})\}$, whence $\mathbf{z} = \text{pr}(\mathbf{y})$. This proves a continuity property of the metric projection: If $\mathbf{y} \in D$ and U is a neighborhood of $\text{pr}(\mathbf{y})$ then $\{\mathbf{z} \in \mathbb{R}^n \mid \text{Pr}(\mathbf{z}) \subseteq U\}$ contains a neighborhood of \mathbf{y} . We will need this continuity property when deriving the divergence formulas below.

2. PROOFS OF THE DIVERGENCE FORMULAS

The formulas for computation of the divergence given in Section 3 of the paper will be proved using the implicit function theorem to compute the divergence of $\zeta(\hat{\beta})$. To connect such a local result expressed in the β parametrization to the divergence of the globally defined metric projection we will first establish that there is a neighborhood of \mathbf{y} where the (global) metric projection can be found by minimizing $\|\mathbf{z} - \zeta(\beta)\|_2^2$ in a neighborhood of $\hat{\beta}$. Note that $\text{Pr}(\mathbf{z})$ denotes, as in the proof of Lemma 1, the set of metric projections of \mathbf{z} .

Lemma 2. *If the regularity assumptions on ζ as stated in Section 3 hold, then for all neighborhoods V of $\hat{\beta}$ there exists a neighborhood N of \mathbf{y} such that*

$$\text{Pr}(\mathbf{z}) = \zeta(\arg \min_{\beta \in V \cap \Theta} \|\mathbf{z} - \zeta(\beta)\|_2^2)$$

for $\mathbf{z} \in N$.

Proof. With V a neighborhood of $\hat{\beta}$ there is, since ζ was assumed to be open at $\hat{\beta}$, a neighborhood U of $\text{pr}(\mathbf{y}) = \zeta(\hat{\beta})$ such that

$$U \cap K \subseteq \zeta(V \cap \Theta).$$

By the continuity property of the metric projection there is a neighborhood N of \mathbf{y} such that $\text{Pr}(\mathbf{z}) \subseteq U$ for $\mathbf{z} \in N$. By definition, $\text{Pr}(\mathbf{z}) \subseteq K$, hence

$$\text{Pr}(\mathbf{z}) \subseteq \zeta(V \cap \Theta).$$

This proves first that $W = \arg \min_{\beta \in V \cap \Theta} \|\mathbf{z} - \zeta(\beta)\|_2^2$ is not empty, and second that $\beta \in W$ if and only if $\zeta(\beta) \in \text{Pr}(\mathbf{z})$. \square

Below we use the implicit function theorem to show that for neighborhoods N of \mathbf{y} and V of $\hat{\beta}$ there exists a C^1 -map $\hat{\beta} : N \rightarrow V \cap \Theta$ such that $\zeta \circ \hat{\beta} : N \rightarrow K$ satisfies

$$\{\zeta \circ \hat{\beta}(\mathbf{z})\} = \zeta(\arg \min_{x \in V \cap \Theta} \|\mathbf{z} - \zeta(x)\|_2^2).$$

It follows from Lemma 2 above that

$$\text{pr}(\mathbf{z}) = \zeta \circ \hat{\beta}(\mathbf{z})$$

for \mathbf{z} in a neighborhood (contained in N) of \mathbf{y} . This ensures that

$$(1) \quad \nabla \cdot \text{pr}(\mathbf{y}) = \nabla \cdot \zeta \circ \hat{\beta}(\mathbf{y}).$$

Now recall the definitions of the G and J matrices,

$$(2) \quad G_{kl} = \sum_{i=1}^n \partial_k \zeta_i(\hat{\beta}) \partial_l \zeta_i(\hat{\beta})$$

and

$$(3) \quad J_{kl} = G_{kl} - \sum_{i=1}^n (y_i - \zeta_i(\hat{\beta})) \partial_k \partial_l \zeta_i(\hat{\beta}).$$

The next lemma on differentiation of the quadratic loss is a straightforward computation, and its proof is left out.

Lemma 3. *If ζ is C^2 in a neighborhood of β then $f(\mathbf{z}, \beta) = \frac{1}{2} \|\mathbf{z} - \zeta(\beta)\|_2^2$ is C^2 in a neighborhood of (\mathbf{y}, β) with*

$$\partial_{z_i} \partial_k f(\mathbf{z}, \beta) = -\partial_k \zeta(\beta)$$

and

$$\partial_k \partial_l f(\mathbf{z}, \beta) = J_{kl},$$

where J_{kl} is given by (3).

Note that in the notation above, ∂_k refers to differentiation w.r.t. to β_k and ∂_{z_i} refers to differentiation w.r.t. z_i .

Proof of Theorem 3. With f as in Lemma 3 the estimator $\hat{\beta}$ fulfills

$$\nabla_{\beta} f(\mathbf{y}, \hat{\beta}) = 0,$$

with the Jacobian of the map $\beta \mapsto \nabla_{\beta} f(\mathbf{y}, \beta)$ being J by Lemma 3. Since J has full rank by assumption the implicit function theorem implies that there is a continuously differentiable solution map $\hat{\beta}(\mathbf{z})$, defined in a neighborhood of \mathbf{y} , such that

$$\nabla_{\beta} f(\mathbf{z}, \hat{\beta}(\mathbf{z})) = 0.$$

Moreover, $D_{\mathbf{z}} \nabla_{\beta} f(\mathbf{y}, \hat{\beta}) = -D_{\beta} \zeta(\hat{\beta})^T$ by Lemma 3, which gives by implicit differentiation that

$$D_{\mathbf{z}} \hat{\beta}(\mathbf{y}) = J^{-1} D_{\beta} \zeta(\hat{\beta})^T.$$

Hence,

$$D_{\mathbf{z}}(\zeta \circ \hat{\beta})(\mathbf{y}) = D_{\beta} \zeta(\hat{\beta}) J^{-1} D_{\beta} \zeta(\hat{\beta})^T.$$

It follows from (1) that

$$\nabla \cdot \text{pr}(\mathbf{y}) = \text{tr}(D_{\beta} \zeta(\hat{\beta}) J^{-1} D_{\beta} \zeta(\hat{\beta})^T) = \text{tr}(J^{-1} D_{\beta} \zeta(\hat{\beta})^T D_{\beta} \zeta(\hat{\beta})) = \text{tr}(J^{-1} G),$$

since $G = D_{\beta} \zeta(\hat{\beta})^T D_{\beta} \zeta(\hat{\beta})$ as defined by (2). \square

Proof of Theorem 4. With f as in Lemma 3 the estimator $\hat{\beta}$ fulfills, by assumption,

$$\nabla_{\beta} f(\mathbf{y}, \hat{\beta}) = \hat{\lambda} \gamma$$

for $\hat{\lambda} > 0$, $\gamma \in \mathbb{R}^p$, $\gamma_k = \omega_k \text{sign}(\hat{\beta}_k)$ if $\hat{\beta}_k \neq 0$ and $\gamma_k \in (-\omega_k, \omega_k)$ if $\hat{\beta}_k = 0$. Moreover, as $\hat{\lambda} > 0$ it holds that $\sum_{k=1}^p \gamma_k \beta_k = s$. In the following we identify any $\mathbb{R}^{\mathcal{A}}$ -vector denoted $\beta_{\mathcal{A}}$ with an \mathbb{R}^p vector with 0's in entries with indices not in \mathcal{A} . We introduce the map

$$R(\mathbf{z}, \beta_{\mathcal{A}}, \lambda) = \left(\begin{array}{c} \nabla_{\beta_{\mathcal{A}}} f(\mathbf{z}, \beta_{\mathcal{A}}) - \lambda \gamma_{\mathcal{A}} \\ \sum_{i=1}^p \gamma_i \beta_{\mathcal{A}, i} - s \end{array} \right),$$

and we observe that $R(\mathbf{y}, \hat{\beta}_{\mathcal{A}}, \hat{\lambda}) = 0$. The derivative of R is found to be

$$D_{\beta_{\mathcal{A}}, \lambda} R(\mathbf{y}, \hat{\beta}_{\mathcal{A}}, \hat{\lambda}) = \begin{pmatrix} J_{\mathcal{A}, \mathcal{A}} & \gamma_{\mathcal{A}} \\ \gamma_{\mathcal{A}}^T & 0 \end{pmatrix}.$$

By the assumptions made on $J_{\mathcal{A}, \mathcal{A}}$ this matrix is invertible with

$$\begin{pmatrix} J_{\mathcal{A}, \mathcal{A}} & \gamma_{\mathcal{A}} \\ \gamma_{\mathcal{A}}^T & 0 \end{pmatrix}^{-1} = \begin{pmatrix} (J_{\mathcal{A}, \mathcal{A}})^{-1} - \frac{(J_{\mathcal{A}, \mathcal{A}})^{-1} \gamma_{\mathcal{A}} \gamma_{\mathcal{A}}^T (J_{\mathcal{A}, \mathcal{A}})^{-1}}{\gamma_{\mathcal{A}}^T (J_{\mathcal{A}, \mathcal{A}})^{-1} \gamma_{\mathcal{A}}} & * \\ * & * \end{pmatrix}.$$

It follows from the implicit function theorem that there is a neighborhood of \mathbf{y} in which there is a continuously differentiable solution map $(\hat{\beta}_{\mathcal{A}}(\mathbf{z}), \hat{\lambda}(\mathbf{z}))$ that fulfills $R(\mathbf{z}, \hat{\beta}_{\mathcal{A}}(\mathbf{z}), \hat{\lambda}(\mathbf{z})) = 0$. By the C^2 -assumption the solution map fulfills the second order sufficient conditions in a neighborhood of \mathbf{y} , and $\hat{\beta}_{\mathcal{A}}(\mathbf{z})$ is a local solution to the constrained optimization problem. Since $D_{\mathbf{z}} \nabla_{\beta} f(\mathbf{y}, \hat{\beta}) = -D_{\beta} \zeta(\hat{\beta})^T$ by Lemma 3, we get by implicit differentiation that

$$D_{\mathbf{z}} \hat{\beta}_{\mathcal{A}}(\mathbf{y}) = \left((J_{\mathcal{A}, \mathcal{A}})^{-1} - \frac{(J_{\mathcal{A}, \mathcal{A}})^{-1} \gamma_{\mathcal{A}} \gamma_{\mathcal{A}}^T (J_{\mathcal{A}, \mathcal{A}})^{-1}}{\gamma_{\mathcal{A}}^T (J_{\mathcal{A}, \mathcal{A}})^{-1} \gamma_{\mathcal{A}}} \right) (D\zeta(\hat{\beta})_{\cdot, \mathcal{A}})^T.$$

Since $(D\zeta(\hat{\beta})_{\cdot, \mathcal{A}})^T D\zeta(\hat{\beta})_{\cdot, \mathcal{A}} = G_{\mathcal{A}, \mathcal{A}}$ it follows as in the proof of Theorem 3 that

$$\begin{aligned} \nabla \cdot \text{pr}(\mathbf{y}) &= \text{tr} \left((J_{\mathcal{A}, \mathcal{A}})^{-1} G_{\mathcal{A}, \mathcal{A}} - \frac{(J_{\mathcal{A}, \mathcal{A}})^{-1} \gamma_{\mathcal{A}} \gamma_{\mathcal{A}}^T (J_{\mathcal{A}, \mathcal{A}})^{-1} G_{\mathcal{A}, \mathcal{A}}}{\gamma_{\mathcal{A}}^T (J_{\mathcal{A}, \mathcal{A}})^{-1} \gamma_{\mathcal{A}}} \right) \\ &= \text{tr} \left((J_{\mathcal{A}, \mathcal{A}})^{-1} G_{\mathcal{A}, \mathcal{A}} - \frac{\gamma_{\mathcal{A}}^T (J_{\mathcal{A}, \mathcal{A}})^{-1} G_{\mathcal{A}, \mathcal{A}} (J_{\mathcal{A}, \mathcal{A}})^{-1} \gamma_{\mathcal{A}}}{\gamma_{\mathcal{A}}^T (J_{\mathcal{A}, \mathcal{A}})^{-1} \gamma_{\mathcal{A}}} \right). \end{aligned}$$

□

2.1. Summary of previous results in the mathematical literature.

There is an extensive mathematical literature on the uniqueness, and to some extent differentiability, of the metric projection – in particular in the infinite dimensional context. Some of these results are related to our derivations of the divergence formulas above. [Haraux \(1977\)](#) showed results on the directional differentiability of the metric projection onto a closed convex set in a Hilbert space. He showed, in particular, that in finite dimensions the projection onto a polytope is directionally differentiable in \mathbf{y} for all \mathbf{y} with the directional derivative being the projection onto

$$(\mathbf{y} - \text{pr}(\mathbf{y}))^{\perp} \cap T_{\text{pr}(\mathbf{y})}$$

where $T_{\text{pr}(\mathbf{y})}$ is the tangent cone, see [Haraux \(1977\)](#) for the details. This is a derivative if and only if it is linear, which happens if and only if $\text{pr}(\mathbf{y})$ is in the relative interior of the face $(\mathbf{y} - \text{pr}(\mathbf{y}))^{\perp} \cap K$. This is also the face of smallest dimension containing $\text{pr}(\mathbf{y})$. If we consider an ℓ_1 -ball with radius s , and the solution is unique with $p(s)$ nonzero parameters, the corresponding face has dimension $p(s) - 1$. This result was also found in [Kato \(2009\)](#).

[Haraux \(1977\)](#) showed, in addition, in his Example 2 how to compute the derivative when the boundary of the set is C^2 . The derivative is a form of regularized projection onto the tangent plane at $\text{pr}(\mathbf{y})$ – the regularization being determined by the curvatures. Recently, [Kato \(2009\)](#) derived similar results in the context of shrinkage estimation. [Abatzoglou](#) derived results in

Abatzoglou (1978), but without assuming convexity. These previous results are all closely related to our Theorem 3, but we chose to downplay the differential geometric content. Instead, we discussed in the paper its relation to TIC.

More recent results on differentiability of the metric projection can be found in Rockafellar & Wets (1998). Their Corollary 13.43 gives an abstract result for a specific point, \mathbf{y} , where $\text{pr}(\mathbf{y})$ is prox-regular w.r.t. $\mathbf{y} - \text{pr}(\mathbf{y})$, and the result applies, in particular, when K is fully amenable (regular enough). The result by Haraux on projections onto polytopes follows from this general result – see Example 13.44 in Rockafellar & Wets (1998).

3. ALGORITHMS AND IMPLEMENTATIONS

The general implementation that computes ℓ_1 -penalized nonlinear least squares estimates, as well as the implementation of computations specifically related to linear ODEs are available in the R package `smde`. See <http://www.math.ku.dk/~richard/smde/> for information on obtaining the R package and the R code used for the results reported in Section 4 in the paper.

In the following sections we describe some of the technical results behind our implementation. In particular, the computation of derivatives related to the matrix exponential.

3.1. Differentiation of the matrix exponential. The map $A \rightarrow e^A$ is well known to be C^∞ as a map from $\mathbb{M}(d, d)$ to $\mathbb{M}(d, d)$. Moreover, its first and second partial derivatives can be efficiently computed. We summarize a few useful results from the literature.

We denote by $L(A, F)$ the directional derivative of the matrix exponential in $A \in \mathbb{M}(d, d)$ in the general direction $F \in \mathbb{M}(d, d)$. It has the analytic integral representation

$$(4) \quad L(A, F) = \int_0^1 e^{(1-u)A} F e^{uA} \, du.$$

See e.g. (10.15) in Higham (2008). If we use ∂_{kl} to denote the partial derivative w.r.t. the (k, l) 'th entry, and if E_{kl} denotes the (k, l) 'th unit matrix, we have $\partial_{kl} e^A = L(A, E_{kl})$. This gives the identity

$$(5) \quad \text{tr}(\partial_{kl} e^A M) = \text{tr} \left(E_{kl} \int_0^1 e^{uA} M e^{(1-u)A} \, du \right) = L(A, M)_{l,k}.$$

for any $M \in \mathbb{M}(d, d)$. We will use this formula in the following section. Efficient algorithms exist for computing $L(A, F)$ for general matrices. It holds, for instance, that

$$\exp \left(\begin{bmatrix} A & F \\ 0 & A \end{bmatrix} \right) = \begin{bmatrix} e^A & L(A, F) \\ 0 & e^A \end{bmatrix},$$

see (10.43) in Higham (2008), so if we can efficiently compute matrix exponentials, we can compute the derivative. The `expmFrechet` function in the `expm` R package, Goulet et al. (2012), implements a faster algorithm that avoids the dimension doubling.

For the second partial derivatives it follows from (4) that

$$\partial_{hr} \partial_{kl} e^A = H(A, E_{hr}, E_{kl}) + H(A, E_{kl}, E_{hr}),$$

where

$$H(A, F, G) = \int_0^1 \int_0^u e^{(1-u)A} F e^{(u-s)A} G e^{sA} ds du.$$

The computation of these iterated integrals is based on Theorem 1 in [Van Loan \(1978\)](#), which implies that

$$\exp \left(\begin{bmatrix} A & F & 0 \\ 0 & A & G \\ 0 & 0 & A \end{bmatrix} \right) = \begin{bmatrix} e^A & L(A, F) & H(A, F, G) \\ 0 & e^A & L(A, G) \\ 0 & 0 & e^A \end{bmatrix}.$$

From the integral representation of $H(A, F, G)$ we find that for $M \in \mathbb{M}(d, d)$

$$\begin{aligned} \text{tr}(\partial_{hr} \partial_{kl} e^A M) &= \text{tr}(E_{hr} H(A, E_{kl}, M)) + \text{tr}(E_{kl} H(A, E_{hr}, M)) \\ (6) \qquad \qquad \qquad &= H(A, E_{kl}, M)_{r,h} + H(A, E_{hr}, M)_{l,k}, \end{aligned}$$

which was used for the computation of the J matrix that enters in the formula in Theorem 4.

3.2. Coordinate descent algorithm and sufficient transformations.

To solve the optimization problem

$$\min_{\beta} \|y - \zeta(\beta)\|_2^2 + \lambda \sum_{k=1}^p \omega_k |\beta_k|$$

for a decreasing sequence of λ 's we have implemented a plain coordinate wise descent algorithm based on a standard Gauss-Newton-type quadratic approximation of the loss function. That is, for given $\beta \in \Theta$ we approximate the loss in the k 'th direction as

$$\begin{aligned} \|y - \zeta(\beta + \delta e_k)\|_2^2 &\simeq \|r(\beta) - \partial_k \zeta(\beta) \delta\|_2^2 \\ &= \|r(\beta)\|_2^2 - 2\langle r(\beta), \partial_k \zeta(\beta) \rangle \delta + \|\partial_k \zeta(\beta)\|_2^2 \delta^2 \end{aligned}$$

where $r(\beta) = y - \zeta(\beta)$. The coordinate wise penalized quadratic optimization problem can be solved explicitly, and we then iterate over the coordinates until convergence. We implemented two versions of the algorithm. Algorithm I is a generic algorithm that relies on two auxiliary functions for computing $\zeta(\beta)$ and $D\zeta(\beta)$. Algorithm II is specific to linear ODE models. With m observations solving a d -dimensional linear ODE, the computation time for Algorithm I scales linearly with m , but the computation of $e^{tB}x$ and $De^{tB}x$ can be implemented to take advantage of sparseness of B . Algorithm II relies, on the other hand, on the precomputation of three sufficient statistics, being $d \times d$ matrices, as outlined below. For dense matrices the current implementation of Algorithm II scales better with d , and after the precomputation of the sufficient statistics, all other computation times are independent of m . However, Algorithm II cannot take the same advantage of a sparse B .

Since the loss is generally not convex, the steps may not be descent steps if the quadratic approximation is poor. We implemented Armijo backtracking as described in [Tseng & Yun \(2009\)](#) to ensure sufficient decrease and hence convergence.

As mentioned above, Algorithm II for the linear ODE example relies on sufficient statistics for the computation of the loss as well as the quadratic

approximation. We give here a brief derivation of the necessary formulas. On $\mathbb{M}(d, d)$ the inner product can be expressed in terms of the trace,

$$\langle A, B \rangle = \text{tr}(A^T B).$$

The corresponding norm, often referred to as the Frobenius norm, is the ordinary 2-norm when matrices are identified with vectors in \mathbb{R}^{d^2} . For the linear ODE example, $\zeta(B) = e^{tB}x$, and

$$\|y - \zeta(B)\|_2^2 = \text{tr}(yy^T) - 2\text{tr}(e^{tB}xy^T) - \text{tr}(e^{tB^T}e^{tB}xx^T),$$

which depends on the data through the three cross products yy^T , xy^T and xx^T only. These are $d \times d$ sufficient transformations. We also find that

$$\begin{aligned} \langle r(B), \partial_{kl}\zeta(B) \rangle &= \text{tr}(\partial_{kl}e^{tB}x(y^T - x^T e^{tB^T})) \\ &= \text{tr}(\partial_{kl}e^{tB}(xy^T - xx^T e^{tB^T})) \\ &= tL(tB, xy^T - xx^T e^{tB^T})_{l,k} \end{aligned}$$

by (5). Consequently, the entire gradient of the quadratic loss can be computed as $-2tL(tB, xy^T - xx^T e^{tB^T})^T$, which amounts to computing a single directional derivative of the exponential map.

We also need to compute inner products of the derivatives, $\partial_{kl}\zeta(B)$, of ξ , and to this end we observe that

$$\begin{aligned} \langle \partial_{kl}\zeta(B), \partial_{hr}\zeta(B) \rangle &= \text{tr}(x^T (\partial_{kl}e^{tB})^T \partial_{hr}e^{tB}x) \\ &= \text{tr}((\partial_{kl}e^{tB})^T \partial_{hr}e^{tB}xx^T) \\ &= t^2 L(tB^T, L(tB, E_{hr})xx^T)_{k,l}. \end{aligned}$$

That is, an entire column (or row) of the matrix of inner products can be computed by computing two directional derivatives of the exponential map.

4. PENALIZED VS. CONSTRAINED OPTIMIZATION

As mentioned above, our algorithms solve the penalized optimization problem for a given sequence of λ 's. A solution, $\hat{\beta}_\lambda$, for a given λ is also a solution to the constrained optimization problem

$$\min_{\beta \in \Theta_s(\lambda)} \|y - \zeta(\beta)\|_2^2$$

where $s(\lambda) = \sum_{k=1}^p \omega_k |\hat{\beta}_{\lambda,k}|$ and

$$\Theta_s = \left\{ \beta \left| \sum_{k=1}^p \omega_k |\beta_k| \leq s \right. \right\}.$$

The value of $s(\lambda)$ is decreasing in λ . Thus the algorithm provides a sequence of solutions to the constrained problems for increasing values of s . If the sequence of λ 's is fixed, the sequence of s 's will, however, be random. This is a small nuisance in the simulation study where we want to compute the degrees of freedom repeatedly for a fixed s . In practice we have solved this by linear interpolation to compute $\widehat{\text{Risk}}(s)$ for a fixed set of constraints s .

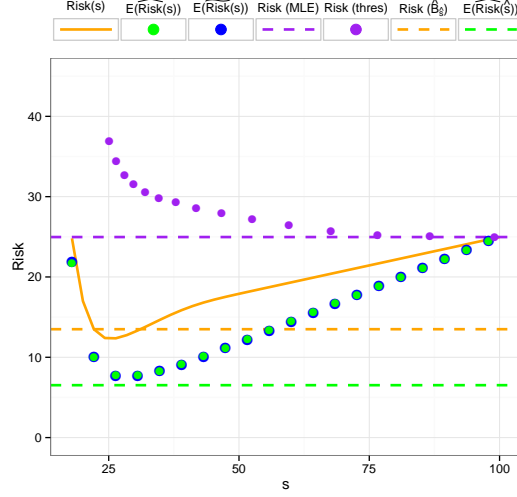


FIGURE 1. Risks for the ℓ_1 -constrained estimator with adaptive weights as a function of the constraint s compared to the risk of the MLE and hard thresholding of the MLE. In addition, expected values of risk estimates. The risk estimates underestimated the true risk when adaptive weights were used for the ℓ_1 -constrained estimator.

5. FURTHER DETAILS AND RESULTS FROM THE SIMULATION STUDY

In the simulation study on estimation of linear ODE models, data were generated using the following sparse 10×10 matrix:

$$B = \begin{pmatrix} -1.0 & -1.0 & -0.9 & -0.8 & -0.7 & -0.6 & -0.4 & -0.3 & -0.2 & -0.1 \\ 1.0 & -1.0 & . & . & . & . & . & . & . & . \\ 0.9 & . & -1.0 & . & . & . & . & . & . & . \\ 0.8 & . & . & -1.0 & . & . & . & . & . & . \\ 0.7 & . & . & . & -1.0 & . & . & . & . & . \\ 0.6 & . & . & . & . & -1.0 & . & . & . & . \\ 0.4 & . & . & . & . & . & -1.0 & . & . & . \\ 0.3 & . & . & . & . & . & . & -1.0 & . & . \\ 0.2 & . & . & . & . & . & . & . & -1.0 & . \\ 0.1 & . & . & . & . & . & . & . & . & -1.0 \end{pmatrix}$$

The matrix exponential of B is a dense matrix with most of the entries of comparable size.

$$e^B = \begin{pmatrix} -0.11 & -0.19 & -0.17 & -0.15 & -0.12 & -0.10 & -0.08 & -0.06 & -0.04 & -0.02 \\ 0.19 & 0.23 & -0.12 & -0.11 & -0.09 & -0.08 & -0.06 & -0.04 & -0.03 & -0.01 \\ 0.17 & -0.12 & 0.26 & -0.09 & -0.08 & -0.07 & -0.05 & -0.04 & -0.03 & -0.01 \\ 0.15 & -0.11 & -0.09 & 0.29 & -0.07 & -0.06 & -0.05 & -0.03 & -0.02 & -0.01 \\ 0.12 & -0.09 & -0.08 & -0.07 & 0.31 & -0.05 & -0.04 & -0.03 & -0.02 & -0.01 \\ 0.10 & -0.08 & -0.07 & -0.06 & -0.05 & 0.33 & -0.03 & -0.02 & -0.02 & -0.01 \\ 0.08 & -0.06 & -0.05 & -0.05 & -0.04 & -0.03 & 0.34 & -0.02 & -0.01 & -0.01 \\ 0.06 & -0.04 & -0.04 & -0.03 & -0.03 & -0.02 & -0.02 & 0.35 & -0.01 & -0.00 \\ 0.04 & -0.03 & -0.03 & -0.02 & -0.02 & -0.02 & -0.01 & -0.01 & 0.36 & -0.00 \\ 0.02 & -0.01 & -0.01 & -0.01 & -0.01 & -0.01 & -0.01 & -0.00 & -0.00 & 0.37 \end{pmatrix}$$

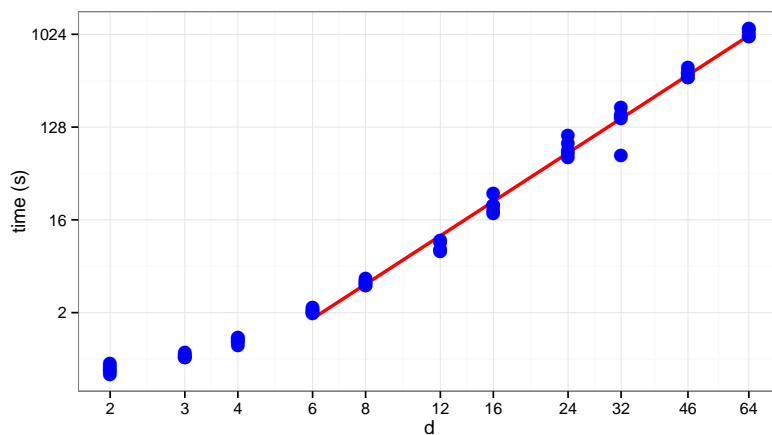


FIGURE 2. Computation time in seconds for Algorithm II as a function of the dimension d . The read line has slope 2.7.

In addition to the results reported in the paper, Figure 1 shows the results for the ℓ_1 -constrained estimator with adaptive weights. Using the divergence as an estimate of degrees of freedom resulted in this case in negatively biased risk estimates. This is because the divergence does not account for the data dependent weights. Despite of this, the data adaptive choice of the constraint was close to the optimal choice. It is notable that compared to using unit weights, the use of adaptive weights decreased the risk further. The adaptive weights also resulted in sparser estimates (41.7 nonzero entries on average) than when using unit weights (59.0 nonzero entries on average). Using \hat{B}_s to obtain a structural estimate of the nonzero entries the accuracy (fraction of correctly estimated zero and nonzero entries) was 0.81 with adaptive weights compared to 0.65 with unit weights. The forward stepwise model search gave 37.3 nonzero entries on average and an accuracy of 0.83. Thus for structural estimation, the model search was more accurate, though this comparison may not be entirely fair. The model search started from the diagonal matrix mainly for numerical reasons, which gave it 10 correct nonzero entries as a starting point.

We finally carried out a small benchmark simulation to investigate how the current implementation of the coordinate descent algorithm for the nonlinear least squares problem scales with the dimension of the problem. It should be noted that there are many knobs to tweak to improve computation times. The simulation results presented in the paper with $d = 10$ were, for instance, carried out with a small relative tolerance of around 10^{-8} for the convergence criterion. In this benchmark study we used a relative tolerance of 10^{-4} , which in our experience only occasionally will result in convergence problems. It is also possible to stop the algorithm when the model with the minimal estimated risk is reached to avoid the most expensive part of the optimization where many parameters are nonzero. We have not done that, but as in the simulation study in the paper we computed the optimal solution for

40 precomputed values of the penalty parameter. Then there is the specific choice of algorithm. In the benchmark we used Algorithm II described above.

Figure 2 shows the computation times for the optimization as a function of the dimension d for $d \in \{2, 3, 4, 6, 8, 12, 16, 24, 32, 46, 64\}$. Note that the number of parameters is $p = d^2$, which for $d = 64$ gives $p = 4096$ parameters. For each value of d we made 5 replications. We see from Figure 2 that the computation time scales roughly like d^3 . The bottleneck is the repeated computations of dense matrix exponentials.

REFERENCES

- Abatzoglou, T. J. (1978), ‘The minimum norm projection on C^2 -manifolds in \mathbf{R}^n ’, *Trans. Amer. Math. Soc.* **243**, 115–122.
URL: <http://dx.doi.org/10.2307/1997757>
- Goulet, V., Dutang, C., Maechler, M., Firth, D., Shapira, M., Stadelmann, M. & expm-developers@lists.R-forge.R-project.org (2012), *expm: Matrix exponential*. R package version 0.99-0.
URL: <http://CRAN.R-project.org/package=expm>
- Haraux, A. (1977), ‘How to differentiate the projection on a convex set in Hilbert space. Some applications to variational inequalities’, *J. Math. Soc. Japan* **29**(4), 615–631.
- Higham, N. J. (2008), *Functions of Matrices: Theory and Computation*, Society for Industrial and Applied Mathematics, Philadelphia, PA, USA.
- Kato, K. (2009), ‘On the degrees of freedom in shrinkage estimation’, *Journal of Multivariate Analysis* **100**(7), 1338 – 1352.
URL: <http://www.sciencedirect.com/science/article/pii/S0047259X08002753>
- Rockafellar, R. T. & Wets, R. J.-B. (1998), *Variational analysis*, Vol. 317 of *Grundlehren der Mathematischen Wissenschaften [Fundamental Principles of Mathematical Sciences]*, Springer-Verlag, Berlin.
URL: <http://dx.doi.org/10.1007/978-3-642-02431-3>
- Tseng, P. & Yun, S. (2009), ‘A coordinate gradient descent method for non-smooth separable minimization’, *Math. Program.* **117**(1-2, Ser. B), 387–423.
URL: <http://dx.doi.org/10.1007/s10107-007-0170-0>
- Van Loan, C. F. (1978), ‘Computing integrals involving the matrix exponential’, *IEEE Trans. Automat. Control* **23**(3), 395–404.

DEPARTMENT OF MATHEMATICAL SCIENCES, UNIVERSITY OF COPENHAGEN, UNIVERSITETSPARKEN 5, 2100 COPENHAGEN Ø, DENMARK

E-mail address, Corresponding author: Niels.R.Hansen@math.ku.dk

E-mail address: alexander@math.ku.dk