

Regimes of nonlinear depletion and regularity in the 3D Navier-Stokes equations

John D. Gibbon¹

Department of Mathematics, Imperial College London, London SW7 2AZ, UK

Diego A. Donzis²

Department of Aerospace Engineering,
Texas A&M University, College Station, Texas, TX 77840, USA

Anupam Gupta³

Department of Physics, University of Rome 'Tor Vergata', 00133 Roma, Italy

Robert M. Kerr⁴

Department of Mathematics, University of Warwick, Coventry CV4 7AL, UK

Rahul Pandit⁵

Department of Physics, Indian Institute of Science, Bangalore 560 012, India
and
Jawaharlal Nehru Centre for Advanced Scientific Research, Bangalore, India

Dario Vincenzi⁶

Laboratoire Jean Alexandre Dieudonné, Université Nice Sophia Antipolis,
CNRS, UMR 7351, 06100 Nice, France

Abstract

The periodic 3D Navier-Stokes equations are analyzed in terms of dimensionless, scaled, L^{2m} -norms of vorticity D_m ($1 \leq m < \infty$). The first in this hierarchy, D_1 , is the global enstrophy. Three regimes naturally occur in the $D_1 - D_m$ plane. Solutions in the first regime, which lie between two concave curves, are shown to be regular, owing to strong nonlinear depletion. Moreover, numerical experiments have suggested, so far, that all dynamics lie in this heavily depleted regime [1]; new numerical evidence for this is presented. Estimates for the dimension of a global attractor and a corresponding inertial range are given for this regime. However, two more regimes can theoretically exist. In the second, which lies between the upper concave curve and a line, the depletion is insufficient to regularize solutions, so no more than Leray's weak solutions exist. In the third, which lies beyond this line, solutions are regular, but correspond to extreme initial conditions. The paper ends with a discussion on the possibility of transition between these regimes.

¹j.d.gibbon@ic.ac.uk <http://www2.imperial.ac.uk/~jdg>

²donzis@tamu.edu <http://people.tamu.edu/~donzis>

³anupam1509@gmail.com <http://people.roma2.infn.it/~agupta>

⁴robert.kerr@warwick.ac.uk <http://www.eng.warwick.ac.uk/staff/~rmk>

⁵rahul@physics.iisc.ernet.in <http://www.physics.iisc.ernet.in/~rahul>

⁶dario.vincenzi@unice.edu <http://math.unice.fr/~vincenzi>

1 Introduction

Kolmogorov's phenomenological statistical theory of turbulence, based on a set of axioms, displays certain well-known characteristics, such as a $k^{-5/3}$ spectrum in an inertial range with a wavenumber cut-off at $L^{-1}Re^{3/4}$, together with a dissipation range beyond this [2-5]. From the perspective of Navier-Stokes analysis, much remains open in the three-dimensional case [6-19]. A proof of the existence and uniqueness of solutions is missing so the existence of a global attractor remains an open question [10-13]. Moreover, characteristics of an energy spectrum, such as its steepness and wavenumber cut-off, are hard to extract from a time-evolving PDE. An interesting question is whether numerical experiments on the Navier-Stokes equations can inform the analysis by suggesting a new and different way of looking at Navier-Stokes turbulence? In the early days of Navier-Stokes simulations [20-25] less resolution was available but, in recent years, several very large simulations (up to a maximum of 4096^3) have been performed [26-32]. The data from two of these, together with additional computations, are used in an attempt to understand the behaviour of the solutions from a range of initial conditions.

The variables that will be used in this paper are defined in terms of the Navier-Stokes vorticity field $\boldsymbol{\omega} = \text{curl } \mathbf{u}$ in the following manner [1, 33-36]:

$$\Omega_m(t) = \left(L^{-3} \int_{\mathcal{V}} |\boldsymbol{\omega}|^{2m} dV \right)^{1/2m}; \quad D_m = (\varpi_0^{-1} \Omega_m)^{\alpha_m}; \quad \alpha_m = \frac{2m}{4m-3}, \quad (1.1)$$

where $\varpi_0 = \nu L^{-2}$ is the frequency on the periodic box $[0, L]^3$. Note that $D_1 = (\varpi_0^{-1} \Omega_1)^2$ is proportional to the H_1 -norm of the velocity field. A recent set of numerical experiments, using a variety of initial conditions and each on periodic boundary conditions [1], has suggested that the D_m are ordered on a descending scale such that $D_{m+1} < D_m$ for $m \geq 1$. In itself this is not surprising: while Hölder's inequality necessarily enforces the Ω_m to be ordered on an ascending scale such that $\Omega_m \leq \Omega_{m+1}$, the decreasing nature of the α_m means that if the Ω_m are bunched sufficiently close, the ordering of the D_m could easily be the reverse of the Ω_m , as indeed is observed numerically. What is more surprising is the observed strong separation on a logarithmic scale in the descending sequence of the D_m , in particular from D_1 . This separation is observed to be of the form (see §2)

$$D_1^{\alpha_m/2} \leq D_m \leq D_1^{a_m}, \quad m \geq 2, \quad (1.2)$$

where $\frac{1}{2}\alpha_m < a_m(t) < \frac{1}{2}$: the lower bound arises from $\Omega_1 \leq \Omega_m$ expressed in the D_m -notation.

The main intention of this paper is to investigate how the numerically observed depletion in (1.2) severely reduces the strength of the vortex stretching, thereby opening a window through which we can examine its effect on the regularity problem. To illustrate how this comes about, let us summarize the results which standard methods (Hölder and Sobolev inequalities) yield when attempting to estimate the rate of enstrophy production \dot{D}_1 . The result in the unforced case is

$$\frac{1}{2}\dot{D}_1 \leq \varpi_0 (-D_1^2/4E + cD_1^3), \quad (1.3)$$

where the dimensionless bounded energy is $E = \nu^{-2}L^{-1} \int_{\mathcal{V}} |\mathbf{u}|^2 dV$. This result has been known for a generation [10, 11, 12, 13] and is derived for the reader in §2. As it stands, (1.3) allows no control over D_1 beyond short times for arbitrarily large initial data or for long times from very small initial data. Moreover, dimensional scaling arguments suggest that no improvement on the D_1^3 -term can be

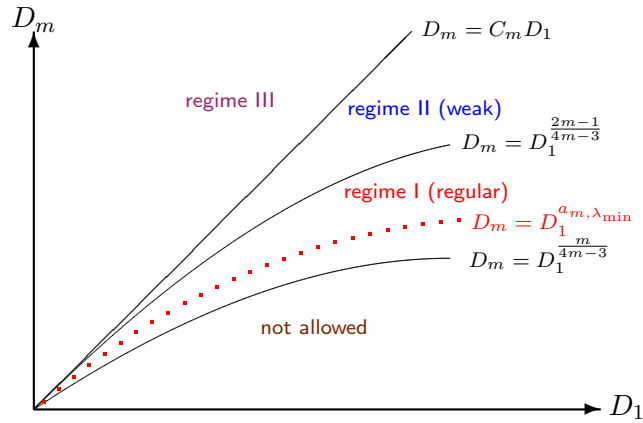


Figure 1: A cartoon of the three regimes in the $D_1 - D_m$ plane represented by the inequalities in (1.6) at some value of $m > 1$ illustrating the two extreme solid concave curves bounding regime I. The lower concave curve derives from Hölder's inequality and corresponds to $\lambda = 1$, whereas the upper curve is the upper limit of the regular regime (see §3) and corresponds to $\lambda = 2$. The dotted red curve lies at some value of λ_{\min} at the fit $a_{m, \lambda_{\min}}$ to the various computations of §2.1: λ_{\min} is defined in (2.15). The line $D_m = C_m D_1$ separates regimes II and III and corresponds to $\lambda = 4$.

obtained when standard methods are used. However, §2 shows that a re-working of this term by the insertion of the nonlinear depletion in (1.2) results in the D_1^3 -term being replaced by one proportional to $D_1^{\xi_m}$, where:

$$\xi_m = \frac{\chi_m + 2m - 3}{2(m - 1)}, \quad \text{with} \quad \chi_m = a_m(4m - 3). \quad (1.4)$$

Scaling arguments (see §2.2) suggest that a_m and χ_m take the form

$$a_{m, \lambda} = \frac{m\lambda + 1 - \lambda}{4m - 3} \quad \text{and} \quad \chi_{m, \lambda} = m\lambda + 1 - \lambda, \quad (1.5)$$

where λ depends on the parameters of a given numerical simulation. Equations (1.4) and (1.5) yield $\xi_m = 1 + \frac{1}{2}\lambda$, which is explicitly independent of m . To gain control over D_1 , for long times and large initial data, it is necessary to restrict ξ_m to the range $\xi_m < 2$ and thus⁷ $1 \leq \lambda < 2$. It appears that the numerical data in [1] can be fitted to (1.5) with λ sitting well within this range: λ_{\min} is chosen as the minimum value of λ for any given fit. In §2.1 we suggest that the range $1.15 \leq \lambda_{\min} \leq 1.5$ is appropriate for a range of initial conditions.

(1.2) is designated as regime I: it is nevertheless theoretically possible that there exist other regimes beyond this (see Fig 1):

$$\begin{aligned} D_1^{\alpha_m/2} &\leq D_m \leq D_1^{a_m}, & (\text{regime I}); \\ D_1^{a_m} &< D_m \leq C_m D_1, & (\text{regime II}); \\ C_m D_1 &< D_m, & (\text{regime III}). \end{aligned} \quad (1.6)$$

The constant C_m is determined in §4, where it is shown that regime II leads to no improvement in the D_1^3 estimate. Solutions are actually regular in regime III, but it is an open question whether this regime is physical. Fig. 1 is a cartoon of the regimes in (1.6).

⁷The lower bound $1 \leq \lambda$ derives from the lower bound on D_m in the first line of (1.6), which comes from (1.2).

Remarkably, the values of the two exponents $\xi_m = 1 + \frac{1}{2}\lambda$ and $\xi_m = 3$ in regimes I and II respectively, are close to those found in a paper by Lu and Doering [37], who used a numerical calculus of variations argument to find the value(s) of the exponent ξ_m when the rate of enstrophy production is maximized subject to the constraint $\operatorname{div} \mathbf{u} = 0$. They found that two branches existed, the uppermost being $D_1^{2.997}$ and the lower $D_1^{1.78}$. Later, Schumacher, Eckhardt and Doering [38] suggested that 3 and 7/4 were the likely values of these two exponents; the exponent $\xi_m = 7/4$ corresponds to $\lambda = 1.5$ which lies at the upper end of our observed range $1.15 \leq \lambda \leq 1.5$.

Boundedness from above of D_1 establishes existence and uniqueness and is the missing ingredient in the search for the existence of a global attractor \mathcal{A} [10-13], albeit limited to regime I. In §3.2 it is shown that when the fit $\chi_{m,\lambda_{\min}}$ is used, estimates for the Lyapunov dimension of \mathcal{A} are found to be (Proposition 3)

$$d_L(\mathcal{A}) \leq c_m Re^{\frac{3(6-\lambda_{\min})}{5(2-\lambda_{\min})}} \quad \text{or} \quad c_m Gr^{\frac{3(4-\lambda_{\min})}{5(2-\lambda_{\min})}}, \quad (1.7)$$

where Re and Gr are respectively the Reynolds and Grashof numbers (see §2). §5 shows that there is a corresponding energy spectrum $\mathcal{E}(k) \sim k^{-q_m}$, in an inertial range for which $5/3 \leq q_m < 7/3$ in regime I: at the fit $a_{m,\lambda_{\min}}$, we have $q_{\min} = 3 - 4/3\lambda_{\min}$, with a cut-off at $L^{-1}Re^{3\lambda_{\min}/4}$. The lower concave curve in Fig. 1 corresponds to $\lambda = 1$ for which $q = 5/3$ with a cut-off at $L^{-1}Re^{3/4}$.

If these properties of regime I turn out to be typical of Navier-Stokes flows in periodic domains, then the existence and uniqueness results derived here are consistent with the observation that both numerical solutions [20-32] and experimental data, while providing evidence of intermittency [39, 40], have shown none of the violent growth that suggests super-exponential or singular behaviour, as in the 3D Euler equations [41, 42], nor have they shown any positive evidence of a lack of uniqueness. A related question is why a regime with such heavy depletion is favoured and what vortical structures would correspond to it? Formally, using Sobolev and Hölder inequalities in d dimensions ($1 \leq d \leq 3$) to estimate the vortex-stretching term, as in (1.3), results in $\xi_m = (6 - d)/(4 - d)$, which takes the expected value $\xi_m = 3$ when $d = 3$. The value of d corresponding to $\xi_{\min} = 1 + \frac{1}{2}\lambda_{\min}$ is $d_{\lambda_{\min}} = 4(\lambda_{\min} - 1)/\lambda_{\min}$ which takes values such as $d_{1.3} = 12/13$ to $d_{1.5} = 4/3$. This suggests that the dominant structures which give rise to the depletion observed in regime I could be the pasta-mix of tubes on which both vorticity and strain have long been numerically observed to accumulate [39, 43].

In contrast, §4 shows that in regime II these methods fail to find a proof of the existence of an attractor. Only Leray's weak solutions are known to exist and q lies at its outer limit $q = 8/3$ for the sustenance of an energy cascade [44, 45]. In regime III, vorticity norms are under control, although it is possible that this regime represents an extreme state. While numerical evidence suggests that the Navier-Stokes equations operate in regime I only, it is still possible that solutions could jump between regimes, corresponding to some unusual initial conditions or higher Reynolds numbers. These possibilities are discussed in §6.

2 Three Navier-Stokes regimes

Consider the forced 3D Navier-Stokes equations on the periodic domain $[0, L]^3$:

$$\partial_t \mathbf{u} + \mathbf{u} \cdot \nabla \mathbf{u} = \nu \Delta \mathbf{u} - \nabla p + \mathbf{f}(\mathbf{x}), \quad (2.1)$$

with $\text{div } \mathbf{u} = 0$. The forcing function $\mathbf{f}(\mathbf{x})$ and its derivatives are considered to be L^2 -bounded [46]. Estimates will be made in terms of the Grashof number Gr and the Reynolds number whose definitions are [46]

$$Gr = \frac{L^3 f_{rms}}{\nu^2} \quad f_{rms}^2 = L^{-3} \|\mathbf{f}\|_2^2, \quad (2.2)$$

$$Re = \frac{LU_0}{\nu}, \quad U_0^2 = L^{-3} \langle \|\mathbf{u}\|_2^2 \rangle_T, \quad (2.3)$$

and where the time average to time T is given by

$$\langle g(\cdot) \rangle_T = \overline{\lim}_{g(0)} \left(\frac{1}{T} \int_0^T g(\tau) d\tau \right). \quad (2.4)$$

Doering and Foias [46] have introduced a simplified form of forcing with the mild restriction that involves it peaking around a length scale ℓ , which, for simplicity, is taken here to be the box length L . Then they have shown that Navier-Stokes solutions obey $Gr \leq c Re^2$ and that the global enstrophy satisfies

$$\langle D_1 \rangle_T \leq Gr Re + O(T^{-1}) \leq c Re^3 + O(T^{-1}). \quad (2.5)$$

In fact, all the $\langle D_m \rangle_T$ for $1 \leq m \leq \infty$ are bounded [34].

2.1 A summary of numerical work

The results from several numerical experiments, some of which were reported in [1]), are summarized in Figs. 2 and 3 below which show plots of

$$a_m(t) = \frac{\ln D_m(t)}{\ln D_1(t)} \quad (2.6)$$

versus time t , with the exception of Fig. 3c, in which the horizontal axis is Re_λ (the Taylor micro-scale Reynolds number) and the D_m are replaced by the time averages $\langle D_m \rangle_T$ and the a_m by \bar{a}_m :

1. Figs. 2a-d come from a pseudo-spectral 512^3 simulation of the forced Navier-Stokes equations on a $(2\pi)^3$ domain with random initial conditions: in all cases $a_m \leq 0.46$, with $m = 2$ at the upper limit, but with values dropping close to about 0.37 as $m \rightarrow 9$. Fig. 2a is the result of Kolmogorov forcing $f(x, y, z) = f_0 \sin(k_1 x)$ with $f_0 = 0.005$ and $k_1 = 1$, which keeps the Grashof number Gr constant ($Gr = 8.8 \times 10^7$). Figs. 2b-d are the result of white-noise forcing restricted to those modes for which $|\mathbf{k}| = 1$, i.e.,

$$f(x, y, z) = f_0(t) \cos\{k_1 x + k_2 y + k_3 z\}. \quad (2.7)$$

The amplitude $f_0(t)$ is a zero-mean ($Gr = L^3 f_A \nu^{-2}$), Gaussian white noise with variance $\langle f_0(t) f_0(t') \rangle = f_A \delta(t - t')$. The values of Re_λ for the simulations shown in Figs. 2b-d are $Re_{\lambda_{1,2,3}} = 97, 117$ and 192 respectively.

2. Fig. 3a is a decaying simulation of fully developed Navier-Stokes turbulence performed by Kerr [31, 1] who used an anisotropic $1024 \times 2048 \times 512$ mesh in a $2\pi(2 \times 8 \times 1)$ domain, with symmetries applied to the y and z directions. As summarized in [1, 31], the simulation has long anti-parallel vortices as initial conditions from which develop three sets of reconnections at $t = 16, 96$ and 256 . The figure is a plot of a_m for $m = 2$ descending to $m = 9$ where $a_m \leq 0.46$ takes its maximum at $m = 2$, and decreases to about $\frac{3}{8}$ as $m \rightarrow 9$.

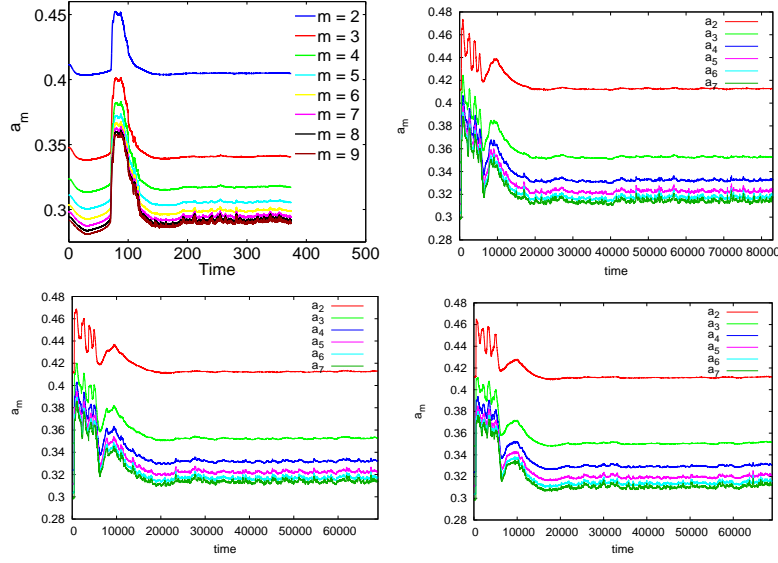


Figure 2: Plots of a_m versus time for four forced simulations : in all of these $a_m < 0.5$. Figs 2a-d are the result of pseudo-spectral 512^3 simulations on a cubical $[0, 2\pi]^3$ -domain with random initial conditions. Fig 2a is the result of Kolmogorov forcing with $|f_0| = 0.005$ and $k_1 = 1$, while figs 2b-d are plots for three different values of Re_λ , namely $Re_{\lambda_{1,2,3}} = 97, 117$ and 192 respectively, under the influence of white-noise forcing : see the text for a more detailed explanation.

3. Fig. 3b shows a plot from a decaying version of the simulation in Figs. 2a-d. $a_m \leq 0.43$, but decreases close to 0.37 as $m \rightarrow 9$.
4. Fig. 3c derives from a DNS data-base using a massively parallel pseudo-spectral code run on 10^5 processors, which includes simulations with resolutions up to 4096^3 and Taylor-Reynolds number up to $Re_\lambda \sim 1000$ (see [28, 29, 30]). In order to maintain a stationary state, turbulence is forced numerically at the large scales. Results are shown using the stochastic forcing of Eswaran & Pope [23] (denoted as EP), as well as a deterministic scheme described in [29] (denoted as FEK). The figure shows the $m = 2$ case descending to $m = 6$: open and closed symbols in the figure correspond to EP and FEK forcing, respectively. These schemes are summarized in more detail in [1]. Here \bar{a}_m is defined by $\bar{a}_m = \ln \langle D_m \rangle_T / \ln \langle D_1 \rangle_T$ while the horizontal axis denotes values of Re_λ which goes up to 10^3 , while $a_m \leq 0.42$.

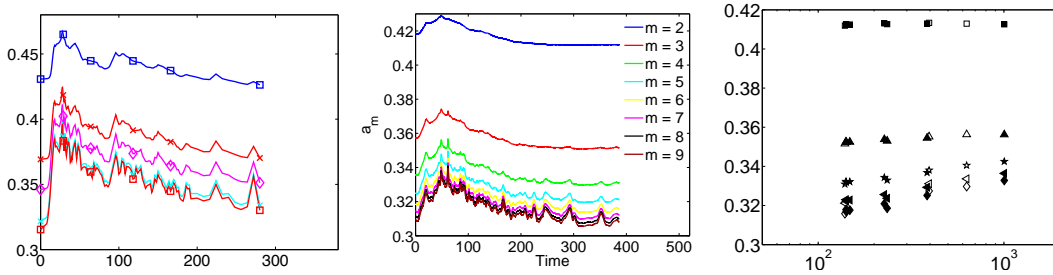


Figure 3: Plots 3a, b are of a_m defined in (2.6) for two decaying simulations simulations for which $a_m < 0.5$. Fig. 3a is a $1024 \times 2048 \times 512$ pseudo-spectral simulation on a long $4\pi \times 16\pi \times 2\pi$ domain with anti-parallel initial conditions [31, 1]. Fig. 3b is a decaying version of the 512^3 simulation as in Figs. 2a-d. Fig. 3c is a plot of \bar{a}_m defined by $\bar{a}_m = \ln \langle D_m \rangle_T / \ln \langle D_1 \rangle_T$ arising from the TAMU database with the horizontal axis denoting values of Re_λ . Open and closed symbols denote results from two types of forcing (EP and FEK) for statistically steady flows : see [1].

2.2 The choice of a_m

The numerical experiments reported above show that a_m has values lying in a wide range. Is there a way of choosing a_m as a function of m in a simple manner consistent with the results of these simulations? The following is a consistency argument based on the inequalities the D_m must obey.

Firstly it is easy to prove that

$$\Omega_m^{m(p+q)} \leq \Omega_{m-p}^{q(m-p)} \Omega_{m+q}^{p(m+q)}. \quad (2.8)$$

Let $p = m - 1$ and $q = 1$ to give

$$\Omega_m^{m^2} \leq \Omega_1 \Omega_{m+1}^{m^2-1}. \quad (2.9)$$

In terms of D_m , this translates to

$$D_m^{m^2} \leq D_1^{\alpha_m/2} D_{m+1}^{\alpha_m(m^2-1)/\alpha_{m+1}}. \quad (2.10)$$

In regime I, with the depletion $D_m \leq D_1^{a_m}$, we obtain with

$$D_m \leq D_1^{\frac{1+a_{m+1}(m-1)(4m+1)}{m(4m-3)}}. \quad (2.11)$$

For the exponent on the right-hand side a_m of (2.10) to be consistent with $D_m \leq D_1^{a_m}$, we require

$$\frac{1+a_{m+1}(m-1)(4m+1)}{m(4m-3)} = a_m. \quad (2.12)$$

By using the definition $\chi_m = a_m(4m-3)$, this reduces to

$$1 + (m-1)\chi_{m+1} = m\chi_m, \quad (2.13)$$

which is solved to give:

Proposition 1 *The solution of (2.13) is given by*

$$\chi_{m,\lambda} = m\lambda + 1 - \lambda, \quad \text{or} \quad a_{m,\lambda} = \frac{m\lambda + 1 - \lambda}{4m - 3}, \quad (2.14)$$

where λ is a positive constant.

λ	1.1	1.15	1.2	1.25	1.3	1.35	1.4	1.45	1.5
a_2	0.42	0.43	0.44	0.45	0.46	0.47	0.48	0.49	0.5
a_6	0.31	0.32	0.33	0.35	0.36	0.36	0.38	0.39	0.40
a_9	0.30	0.31	0.32	0.33	0.35	0.36	0.37	0.38	0.39

Table 1: Table of values of λ and a_2 , a_6 and a_9 corresponding to Figs. 2 and 3.

This has reduced the problem to one where λ can be adjusted to fit the numerical plots in the figures in §2.1. The fit of (2.14) to the figures in §2.1 is not perfect: the values of λ , labelled as λ_m , computed from the maxima of a_m in a given figure, increase slightly with m . For example, in Fig 3a, $\lambda_2 = 1.4$ at $m = 2$, whereas $\lambda_9 = 1.45$ at $m = 9$ (see table 2 below). Estimates in the following sections are based on

$$\lambda_{\min} = \min \{ \lambda_m : 2 \leq m \leq N \}. \quad (2.15)$$

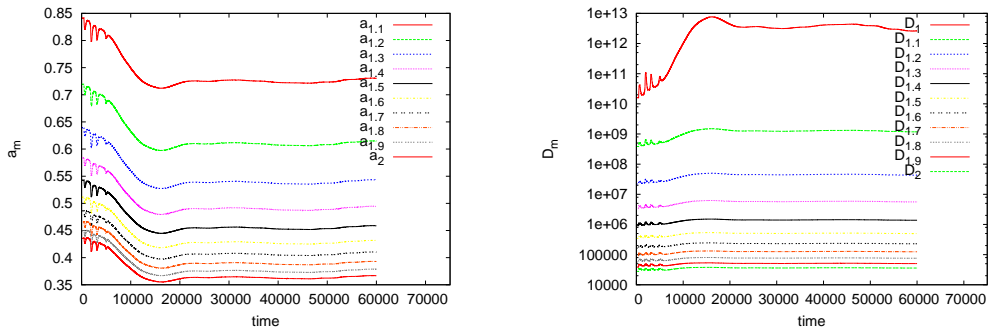


Figure 4: Example of a simulation with white-noise forcing, as in Fig. 2d ($Re_\lambda = 192$), but performed in the range $1 \leq m \leq 2$. The left-hand figure is of a_m versus time while the right-hand figure is of D_m versus time: D_1 is included in this plot but not in Fig. 2d.

2.3 The case $1 < m < 2$

The simulations in subsection §2.1 have been performed in the range $m \geq 2$. In Fig. 4 we give one example of a simulation in the range $1 \leq m \leq 2$. Three values of (m, a_m, λ) are given in table 2. There it can be seen that the range of λ is $1.19 \leq \lambda \leq 1.5$.

m	1.1	1.5	1.9
a_m	0.85	0.55	0.45
λ_m	1.5	1.3	1.19

Table 2: Table of values of λ corresponding to $a_{1.1}$, $a_{1.5}$ and $a_{1.9}$ corresponding to Fig. 4.

2.4 A division into three regimes

Even though $a_m(t)$ is observed **numerically** to be a function of time, $a_{m,\lambda}(t)$ is bounded well below unity. This suggests that **theoretically** the $D_1 - D_m$ plane could be divided into different regimes with fixed bounds on the a_m – see Fig.1. There are three regimes to consider:

Regime I: $D_1^{\frac{m}{4m-3}} \leq D_m \leq D_1^{a_{m,\lambda}}$: the lower bound is $\Omega_1 \leq \Omega_m$ expressed in the D_m -notation.

Regime II: $D_1^{a_{m,\lambda}} < D_m \leq C_m D_1$, where⁸ $C_m^{\eta_m} = \varpi_{1,m}/\varpi_{2,m} = c_{1,m}c_{2,m}$, and $\eta_m = \frac{2m}{3(m-1)}$.

Regime III: $C_m D_1 < D_m$.

Regime III appears in the following way. Using the standard contradiction method⁹, for $1 < m < \infty$

⁸The constants $c_{i,m}$ in $\varpi_{1,m} = \varpi_0 c_{1,m}^{-1}$ and $\varpi_{2,m} = \varpi_0 c_{2,m}$ have the following properties [33, 35]: $c_{1,m}$ is a Sobolev constant multiplied by $m^2/(m-1)$ whereas $c_{2,m}$ derives from the constant in $\|\nabla \mathbf{u}\|_p \leq c_p \|\boldsymbol{\omega}\|_p$ for $1 < p < \infty$.

⁹This method assumes the existence of a maximal interval of existence and uniqueness on an interval $[0, T^*)$, which means that D_1 must be infinite at T^* : then, in our subsequent calculation, one considers the behaviour of D_1 as $t \rightarrow T^*$. If it is finite then a contradiction has occurred, thus invalidating the original assumption of a *maximal* interval. This cannot be zero so it must be infinite. The value of the method is that it allows the differentiation of the D_m on $[0, T^*)$.

($\varpi_{i,m}$ are constants), the D_m obey the differential inequality [35, 36]

$$\dot{D}_m \leq D_m^3 \left\{ -\varpi_{1,m} \left(\frac{D_{m+1}}{D_m} \right)^{\rho_m} + \varpi_{2,m} \right\} + \varpi_{3,m} Gr D_m^{\frac{\alpha_m-1}{\alpha_m}}, \quad (2.16)$$

$$\rho_m = \frac{2}{3}m(4m+1). \quad (2.17)$$

Moreover, for $m > 1$ it is easily proved that

$$\frac{D_m}{D_1} \leq \left(\frac{D_{m+1}}{D_m} \right)^{(m-1)(4m+1)}, \quad (2.18)$$

which changes (2.16) and (2.17) into

$$\dot{D}_m \leq D_m^3 \left\{ -\varpi_{1,m} \left(\frac{D_m}{D_1} \right)^{\eta_m} + \varpi_{2,m} \right\} + \varpi_{3,m} Gr D_m^{\frac{\alpha_m-1}{\alpha_m}}, \quad (2.19)$$

$$\eta_m = \frac{2m}{3(m-1)}. \quad (2.20)$$

Clearly, in regime III the combination of terms within the braces is negative and can be neglected. In this regime the dissipation is sufficiently strong to control solutions rather than depletion reducing the nonlinearity. In the unforced case, the D_m always decay; at most, they grow only algebraically in time in the forced case (see §4).

Moreover, $\Omega_1 \leq \Omega_m$ universally implies that

$$\left(\frac{D_m}{D_1} \right)^{\eta_m} D_m^2 \geq 1, \quad (2.21)$$

which means that $D_m \geq 1$ in regime I, while in regime II there is a lower bound on D_m such that $D_m^2 \geq C_m^{-\eta_m}$.

3 Regime I

3.1 Depletion resulting in an absorbing ball for D_1

It has long been well understood that the H_1 -norm of the velocity field (D_1 in the notation of this paper) controls all the regularity properties of 3D Navier-Stokes equations [10, 11, 12, 13]. It is also the essential missing ingredient in the search for the proof of the existence of a 3D Navier-Stokes global attractor. What is required is an ‘‘absorbing ball’’ for this norm, which consists of a ball of finite radius into which all solutions are drawn for large times. In what follows, estimates are made for the forced case in terms of the Grashof number Gr or Reynolds number Re . In the unforced case the conclusions regarding the finiteness of D_1 still stand except that the radius of the ball decays and the attractor is just the origin.

In this context it is difficult to handle many different types of forcing analytically. For simplicity we shall remain with the properties of the forcing as in Doering and Foias [46] who took a single scale ℓ , taken here to be the box-scale L , to make estimates in terms of the Grashof number Gr or Reynolds number Re defined in (2.2). The first task is to illustrate why the standard estimate for D_1 produces an apparently unsurmountable problem. Note that from the definition of the D_m in (1.1)

$D_1 = L\nu^{-2}\|\boldsymbol{\omega}\|_2^2$ so, using the standard contradiction method (see footnote 9), a formal differential inequality for D_1 is

$$\frac{1}{2}\dot{D}_1 \leq L\nu^{-2} \left\{ -\nu \int_{\mathcal{V}} |\nabla \boldsymbol{\omega}|^2 dV + \int_{\mathcal{V}} |\nabla \mathbf{u}| |\boldsymbol{\omega}|^2 dV + L^{-1} \left(\int_{\mathcal{V}} |\boldsymbol{\omega}|^2 dV \right)^{1/2} \|\mathbf{f}\|_2 \right\}. \quad (3.1)$$

Dealing with the negative term first, an integration by parts gives

$$\int_{\mathcal{V}} |\boldsymbol{\omega}|^2 dV \leq \left(\int_{\mathcal{V}} |\nabla \boldsymbol{\omega}|^2 dV \right)^{1/2} \left(\int_{\mathcal{V}} |\mathbf{u}|^2 dV \right)^{1/2}, \quad (3.2)$$

where the dimensionless energy E is defined as

$$E = \nu^{-2} L^{-1} \int_{\mathcal{V}} |\mathbf{u}|^2 dV. \quad (3.3)$$

which is always bounded such that [10-13]

$$\overline{\lim}_{t \rightarrow \infty} E \leq c Gr^2. \quad (3.4)$$

Then the nonlinear term in (3.1) can be estimated in two ways:

1. By using a Sobolev inequality in the standard way [10-13];
2. by invoking the nonlinear depletion of regime I.

(1) The standard method simply involves a Schwarz inequality to estimate the nonlinear term as

$$\int_{\mathcal{V}} |\nabla \mathbf{u}| |\boldsymbol{\omega}|^2 dV \leq \|\boldsymbol{\omega}\|_2 \|\boldsymbol{\omega}\|_4^2. \quad (3.5)$$

After the application of the Sobolev inequality $\|\boldsymbol{\omega}\|_4 \leq c \|\nabla \boldsymbol{\omega}\|_2^{3/4} \|\boldsymbol{\omega}\|_2^{1/4}$, this becomes

$$\begin{aligned} \int_{\mathcal{V}} |\nabla \mathbf{u}| |\boldsymbol{\omega}|^2 dV &\leq c \|\nabla \boldsymbol{\omega}\|_2^{3/2} \|\boldsymbol{\omega}\|_2^{3/2} \\ &\leq \frac{3\nu}{4} \|\nabla \boldsymbol{\omega}\|_2^2 + \frac{c}{4\nu^3} \|\boldsymbol{\omega}\|_2^6. \end{aligned} \quad (3.6)$$

(3.1) then becomes

$$\frac{1}{2}\dot{D}_1 \leq \varpi_0 \left(-\frac{1}{4} \frac{D_1^2}{E} + c D_1^3 + Gr D_1^{1/2} \right). \quad (3.7)$$

Clearly the cubic nonlinearity is too strong for the quadratic negative term: all we can deduce is that D_1 is bounded from above only for short times or for small initial data. The difficulty caused by this term has been known for many decades: see [10-13] and also Lu and Doering [37].

(2) Now we turn to using the nonlinear depletion of regime I. How might the insertion of $D_m \leq D_1^{a_m}$ mollify the cubic exponent in (3.7)? We return to (3.1) and estimate the nonlinear term as ($1 < m < \infty$)

$$\begin{aligned} \int_{\mathcal{V}} |\nabla \mathbf{u}| |\boldsymbol{\omega}|^2 dV &= \int_{\mathcal{V}} |\boldsymbol{\omega}|^{\frac{2m-3}{m-1}} |\boldsymbol{\omega}|^{\frac{1}{m-1}} |\nabla \mathbf{u}| dV \\ &\leq \left(\int_{\mathcal{V}} |\boldsymbol{\omega}|^2 dV \right)^{\frac{2m-3}{2(m-1)}} \left(\int_{\mathcal{V}} |\boldsymbol{\omega}|^{2m} dV \right)^{\frac{1}{2m(m-1)}} \left(\int_{\mathcal{V}} |\nabla \mathbf{u}|^{2m} dV \right)^{\frac{1}{2m}} \\ &\leq c_m \left(\int_{\mathcal{V}} |\boldsymbol{\omega}|^2 dV \right)^{\frac{2m-3}{2(m-1)}} \left(\int_{\mathcal{V}} |\boldsymbol{\omega}|^{2m} dV \right)^{\frac{1}{2(m-1)}} \\ &= c_m L^3 \varpi_0^3 D_1^{\frac{2m-3}{2m-2}} D_m^{\frac{4m-3}{2m-2}}, \end{aligned} \quad (3.8)$$

based on $\|\nabla \mathbf{u}\|_p \leq c_p \|\boldsymbol{\omega}\|_p$, for $1 < p < \infty$. Therefore, using the depletion $D_m \leq D_1^{a_m}$,

$$L\nu^{-2} \int_{\mathcal{V}} |\nabla \mathbf{u}| |\boldsymbol{\omega}|^2 dV \leq c_m \varpi_0 D_1^{\xi_m}, \quad (3.9)$$

where $\xi_{m,\lambda}$ is defined as in (1.4) but labelled by λ

$$\xi_{m,\lambda} = \frac{\chi_{m,\lambda} + 2m - 3}{2(m-1)}, \quad \chi_{m,\lambda} = a_{m,\lambda}(4m-3) = m\lambda + 1 - \lambda. \quad (3.10)$$

From Proposition 1

$$\xi_m = 1 + \frac{1}{2}\lambda, \quad (3.11)$$

which is explicitly m -independent. Thus at the fit $a_{m,\lambda_{\min}}$ the equivalent of (3.7) is

$$\boxed{\frac{1}{2}\dot{D}_1 \leq \varpi_0 \left(-\frac{D_1^2}{E} + c_m D_1^{1+\frac{1}{2}\lambda_{\min}} + Gr D_1^{1/2} \right)}. \quad (3.12)$$

Given that E is bounded above, the restriction of λ to the range $1 \leq \lambda < 2$ means that D_1 is always under control. This is expressed in the following:

Proposition 2 *If the solution always remains in regime I, there exists an absorbing ball for D_1 of radius*

$$\overline{\lim}_{t \rightarrow \infty} D_1 \leq c_m Gr^{\frac{4}{2-\lambda_{\min}}} + O\left(Gr^{4/3}\right). \quad (3.13)$$

Remark 1: The range $1 \leq \lambda < 2$ means that the ranges of $a_{m,\lambda}$ and $\chi_{m,\lambda}$ are

$$\frac{m}{4m-3} \leq a_{m,\lambda} < \frac{2m-1}{4m-3}, \quad m \leq \chi_{m,\lambda} < 2m-1. \quad (3.14)$$

Note that the values of λ corresponding to the numerical experiments in §2 lie well within the range ($1 \leq \lambda < 2$) of validity of Proposition 2 and correspond to the two concave curves of Fig. 1. The value $\xi_m = 3$ in (3.7) corresponds to $\lambda = 4$.

Remark 2: From (3.13) and the standard properties of the Navier-Stokes equations [10-13], we conclude that a global attractor \mathcal{A} exists in this regime, which is a compact L^2 -bounded ball for the velocity field \mathbf{u} . c_m is a generic constant dependent only on m .

3.2 An estimate for the attractor dimension

It is now possible to estimate the Lyapunov dimension of the global attractor \mathcal{A} , which has been shown to exist as a result of Proposition 2, subject to the depletion in regime I. A connection between the system dynamics and the attractor dimension is provided by the notion of the Lyapunov exponents through the Kaplan-Yorke formula. For ODEs the Lyapunov exponents control the exponential growth or contraction of volume elements in phase space: the Kaplan-Yorke formula expresses the balance between volume growth and contraction realized on the attractor. It has been rigorously applied to global attractors in PDEs by Constantin and Foias [47, 10]: see also [11, 12, 48]. The formula is the following: for Lyapunov exponents labelled in descending order and designated by μ_n , the Lyapunov dimension d_L is defined in terms of these by

$$d_L = N - 1 + \frac{\mu_1 + \dots + \mu_{N-1}}{-\mu_N}, \quad (3.15)$$

where the number N of μ_n is chosen to satisfy

$$\sum_{n=1}^{N-1} \mu_n \geq 0 \quad \text{but} \quad \sum_{n=1}^N \mu_n < 0. \quad (3.16)$$

Note that according to the definition of N , the ratio of exponents in (3.15) satisfies

$$0 \leq \frac{\mu_1 + \dots + \mu_{N-1}}{-\mu_N} < 1, \quad (3.17)$$

so the formula generally yields a non-integer dimension such that

$$N - 1 \leq d_L < N. \quad (3.18)$$

The value of N that turns the sign of the sum of the Lyapunov exponents, as in (3.16), is that value of N that bounds above d_L and hence the Hausdorff and fractal dimensions d_H and d_F . For a discussion of generalized dimensions see the paper by Hentschel and Procaccia [49]. To use the method for PDEs as developed in [47, 10] the phase space is replaced by $\mathbf{u} \in L^2 \cap \text{div } \mathbf{u} = 0$, which is infinite dimensional. The solution $\mathbf{u}(t)$ forms an orbit in this space, with different sets of initial conditions $\mathbf{u}(0) + \delta\mathbf{u}_i(0)$, which evolve into $\mathbf{u}(t) + \delta\mathbf{u}_i(t)$ for $i = 1, \dots, N$. The linearized form of the Navier-Stokes equations in terms of $\delta\mathbf{u}$ of \mathbf{u} is

$$\partial_t(\delta\mathbf{u}) + \mathbf{u} \cdot \nabla \delta\mathbf{u} + \delta\mathbf{u} \cdot \nabla \mathbf{u} = \nu \Delta \delta\mathbf{u} - \nabla \delta p, \quad (3.19)$$

which can also be written in the form

$$\partial_t(\delta\mathbf{u}) = \mathcal{M}\delta\mathbf{u}. \quad (3.20)$$

If they are chosen to be linearly independent, initially these $\delta\mathbf{u}_i$ form an N -volume or parallelepiped of volume

$$V_N(t) = |\delta\mathbf{u}_1 \wedge \delta\mathbf{u}_2 \dots \wedge \delta\mathbf{u}_N|. \quad (3.21)$$

It is now necessary to find the time evolution of V_N . This is given by

$$\dot{V}_N = V_N \text{Tr} [\mathbf{P}_N \mathcal{M} \mathbf{P}_N], \quad (3.22)$$

which is easily solved to give

$$V_N(t) = V_N(0) \exp \int_0^t \text{Tr} [\mathbf{P}_N \mathcal{M} \mathbf{P}_N](\tau) d\tau. \quad (3.23)$$

$\mathbf{P}_N(t)$ is an L^2 -orthogonal projection, using the orthonormal set of functions $\{\phi_i\}$, onto the finite dimensional subspace $\mathbf{P}_N L^2$, which spans the set of vectors $\delta\mathbf{u}_i$ for $i = 1, \dots, N$. In terms of the time average $\langle \cdot \rangle_t$ up to time t , the sum of the first N global Lyapunov exponents is taken to be [47, 10]

$$\sum_{n=1}^N \mu_n = \langle \text{Tr} [\mathbf{P}_N \mathcal{M} \mathbf{P}_N] \rangle_t. \quad (3.24)$$

As in (3.16), we want to find the value of N that turns the sign of $\langle Tr [\mathbf{P}_N \mathcal{M} \mathbf{P}_N] \rangle_t$ and for which volume elements contract to zero. This value of N bounds above d_L as in (3.15). To estimate this we write

$$Tr [\mathbf{P}_N \mathcal{M} \mathbf{P}_N] = \sum_{n=1}^N \int_{\mathcal{V}} \phi_n \cdot \{ \nu \Delta \phi_n - \mathbf{u} \cdot \nabla \phi_n - \phi_n \cdot \nabla \mathbf{u} - \nabla \tilde{p}(\phi_n) \} dV. \quad (3.25)$$

Since $\text{div} \delta_m \mathbf{u}_n = 0$ for all n , then $\text{div} \phi_n = 0$ also and so the pressure term integrates away, as does the second term

$$Tr [\mathbf{P}_N \mathcal{M} \mathbf{P}_N] \leq -\nu \sum_{n=1}^N \int_{\mathcal{V}} |\nabla \phi_n|^2 dV + \sum_{n=1}^N \int_{\mathcal{V}} |\nabla \mathbf{u}| |\phi_n|^2 dV. \quad (3.26)$$

Because the ϕ_n are orthonormal they obey the relations

$$\sum_{n=1}^N \int_{\mathcal{V}} |\phi_n|^2 dV = N, \quad \text{and} \quad Tr [\mathbf{P}_N (-\Delta) \mathbf{P}_N] = \sum_{n=1}^N \int_{\mathcal{V}} |\nabla \phi_n|^2 dV. \quad (3.27)$$

In 3D the ϕ_n satisfy the Lieb-Thirring inequalities [47, 10, 13, 11] for orthonormal functions

$$\int_{\mathcal{V}} \left(\sum_{n=1}^N |\phi_n|^2 \right)^{5/3} dV \leq c \sum_{n=1}^N \int_{\mathcal{V}} |\nabla \phi_n|^2 dV, \quad (3.28)$$

where c is independent of N . Moreover, it is known that the first N eigenvalues of the Stokes operator in three-dimensions satisfy

$$Tr [\mathbf{P}_N (-\Delta) \mathbf{P}_N] \geq c N^{5/3} L^{-2}. \quad (3.29)$$

To exploit the Lieb-Thirring inequality (3.28) to estimate the last term in (3.26) we write it as

$$\sum_{n=1}^N \int_{\mathcal{V}} |\nabla \mathbf{u}| |\phi_n|^2 dV \leq \left[\int_{\mathcal{V}} |\nabla \mathbf{u}|^{5/2} dV \right]^{2/5} \left[\int_{\mathcal{V}} \left(\sum_{n=1}^N |\phi_n|^2 \right)^{5/3} dV \right]^{3/5}. \quad (3.30)$$

Hence, using (3.28) and time averaging $\langle \cdot \rangle_t$, we find

$$\begin{aligned} \left\langle \sum_{n=1}^N \int_{\mathcal{V}} |\nabla \mathbf{u}| |\phi_n|^2 dV \right\rangle_t &\leq c \left\langle (Tr [\mathbf{P}_N (-\Delta) \mathbf{P}_N])^{3/5} \left(\int_{\mathcal{V}} |\nabla \mathbf{u}|^{5/2} dV \right)^{2/5} \right\rangle_t \\ &\leq \frac{3\nu}{5} \langle Tr [\mathbf{P}_N (-\Delta) \mathbf{P}_N] \rangle_t + \frac{2c}{5\nu^{3/2}} \left\langle \int_{\Omega} |\nabla \mathbf{u}|^{5/2} dV \right\rangle_t \end{aligned} \quad (3.31)$$

and so (3.26) can be written as

$$\langle Tr [\mathbf{P}_N \mathcal{M} \mathbf{P}_N] \rangle_t \leq -\frac{2}{5} \nu \langle Tr [\mathbf{P}_N (-\Delta) \mathbf{P}_N] \rangle_t + c \nu^{-3/2} \left\langle \int_{\mathcal{V}} |\nabla \mathbf{u}|^{5/2} dV \right\rangle_t. \quad (3.32)$$

To estimate the nonlinear term we use Hölder's inequality to obtain ($m > 1$)

$$\begin{aligned} \int_{\mathcal{V}} |\nabla \mathbf{u}|^{5/2} dV &\leq c \int_{\mathcal{V}} |\boldsymbol{\omega}|^{5/2} dV \\ &\leq c \left(\int_{\mathcal{V}} |\boldsymbol{\omega}|^2 dV \right)^{\frac{4m-5}{4(m-1)}} \left(\int_{\mathcal{V}} |\boldsymbol{\omega}|^{2m} dV \right)^{\frac{1}{4(m-1)}} \\ &\leq c \varpi_0^{5/2} L^3 D_1^{\frac{4m-5}{4(m-1)}} D_m^{\frac{4m-3}{4(m-1)}}. \end{aligned} \quad (3.33)$$

Therefore, using this and (3.29), we find

$$\langle Tr [\mathbf{P}_N \mathcal{M} \mathbf{P}_N] \rangle_t \leq \varpi_0 \left(-c_1 N^{5/3} + c_2 \left\langle D_1^{\frac{4m-5}{4(m-1)}} D_m^{\frac{4m-3}{4(m-1)}} \right\rangle_t \right). \quad (3.34)$$

It is at this point where the depletion of nonlinearity $D_m \leq D_1^{a_{m,\lambda}}$ is used, thereby giving

$$\left\langle D_1^{\frac{4m-5}{4(m-1)}} D_m^{\frac{4m-3}{4(m-1)}} \right\rangle_t \leq \langle D_1 \rangle_t \left(\overline{\lim}_{t \rightarrow \infty} D_1 \right)^{\frac{\chi_{m,\lambda}-1}{4(m-1)}}, \quad (3.35)$$

where $\chi_{m,\lambda} = a_{m,\lambda}(4m-3)$ as defined in (1.4). Proposition 2 and the estimate $\langle D_1 \rangle_t \leq c Gr Re$ from [46] then allow us to write

$$\langle D_1 \rangle_t \left(\overline{\lim}_{t \rightarrow \infty} D_1 \right)^{\frac{\chi_{m,\lambda}-1}{4(m-1)}} \leq c (Gr Re) Gr^{\frac{\chi_{m,\lambda}-1}{2m-1-\chi_{m,\lambda}}} \leq c Re^{\frac{6m-5-\chi_{m,\lambda}}{2m-1-\chi_{m,\lambda}}}, \quad (3.36)$$

and so (3.34) can be written as

$$\langle Tr [\mathbf{P}_N \mathcal{M} \mathbf{P}_N] \rangle_t \leq \varpi_0 \left(-c_1 N^{5/3} + c_2 Re^{\frac{6m-5-\chi_{m,\lambda}}{2m-1-\chi_{m,\lambda}}} \right). \quad (3.37)$$

To find an estimate solely in terms of Gr the $(Gr Re)$ -term of (3.36) is replaced by Gr^2 . Choosing $\chi_{m,\lambda}$ as in (2.14) and talking $\lambda = \lambda_{\min}$, we have proved :

Proposition 3 *If the solution always remains in regime I the Lyapunov dimension of the global attractor \mathcal{A} is estimated as*

$$d_L(\mathcal{A}) \leq c_{1,m} Re^{\frac{3}{5} \left(\frac{6-\lambda_{\min}}{2-\lambda_{\min}} \right)}, \quad (3.38)$$

or, alternatively, as

$$d_L(\mathcal{A}) \leq c_{2,m} Gr^{\frac{3}{5} \left(\frac{4-\lambda_{\min}}{2-\lambda_{\min}} \right)}. \quad (3.39)$$

4 Regimes II and III

To test whether there is any depletion in regime II let us repeat inequality (3.8) for the nonlinear term and use $D_m \leq C_m D_1$

$$\begin{aligned} \int_{\mathcal{V}} |\nabla \mathbf{u}| |\boldsymbol{\omega}|^2 dV &\leq c L^3 \varpi_0^3 D_1^{\frac{2m-3}{2m-2}} D_m^{\frac{4m-3}{2m-2}} \\ &\leq c L^3 \varpi_0^3 C_m^{\frac{4m-3}{2m-2}} D_1^3. \end{aligned} \quad (4.1)$$

Thus $\xi_m = 3$ and there is no depletion of nonlinearity in the upper bound $D_m \leq C_m D_1$. Moreover, when the scaling argument in §2.2 is repeated, this too shows no depletion. To test whether the dissipation term in (2.19) is changed by the use of the lower bound $D_1^{a_m} < D_m$ we consider first (2.21)

$$D_m^2 \left(\frac{D_m}{D_1} \right)^{\eta_m} > D_1^{a_m(2+\eta_m)-\eta_m} \equiv D_1^{\Delta_m}, \quad (4.2)$$

which improves the lower bound of unity in (2.21) and thereby increases the dissipation. In fact

$$\Delta_{m,\lambda} = \frac{2}{3}(\lambda - 1). \quad (4.3)$$

Hence $\Delta_{\min} < 1$. Let us assume that regime II begins at a time t_0 : then dividing (2.19) by D_m^3 we find

$$\frac{1}{2} \frac{d}{dt} D_m^{-2} \geq D_m^{-2} \left\{ \varpi_{1,m} D_1^{\Delta_{\min}} \right\} - \varpi_{2,m}, \quad (4.4)$$

where, for convenience, we have taken the unforced case [35]. An integration over $[t_0, t]$ gives

$$e^{-(t-t_0)g(t)} D_m^{-2}(t) \geq D_m^{-2}(t_0) - 2\varpi_{2,m} \int_{t_0}^t e^{-(\tau-t_0)g(\tau)} d\tau \quad (4.5)$$

where

$$g(t) = \frac{2\varpi_{1,m}}{t-t_0} \int_{t_0}^t D_1^{\Delta_{\min}} d\tau. \quad (4.6)$$

The main question here is whether there exists a sufficiently large *lower* bound on the time average $g(t)$ to prove that the right hand side of (4.5) never develops a zero for some wide range of initial data? The problem is that the size of $\int_{t_0}^t D_1^{\Delta_{\min}} d\tau$ over *very short intervals* $[t_0, t]$ is indeterminate. This lower bound would have to be large enough *on arbitrarily small intervals* for the negative integral of the exponential in (4.5) to be always smaller than $D_m^{-2}(t_0)$ to prevent a zero forming on the right-hand side.

Finally, regime III is easily dealt with because the condition $C_m D_1 < D_m$ allows us to drop two of the three terms in the (2.19) leaving us with $\dot{D}_m \leq 0$ in the unforced case, thus implying decay from initial data. In the forced case $\dot{D}_m \leq \varpi_{3,m} Gr D_m^{1-1/\alpha_m}$ and so it follows that any D_m that satisfies this is bounded for all time as in

$$D_m \leq \left[D_m^{\alpha_m^{-1}}(t_0) + \alpha_m^{-1} \varpi_{3,m} Gr (t-t_0) \right]^{\alpha_m} \quad (4.7)$$

5 Energy spectra and typical length scales in regimes I & II

Some ideas are explained in this section on how information might be extracted from the analysis on the properties of an energy spectrum $\mathcal{E}(k)$ corresponding to regimes I and II. Doering and Gibbon [44] have shown how to associate bounds of time averages with the moments of this spectrum by following some ideas in [2, 45]. It is these arguments we shall summarize first.

In the standard manner, we define

$$H_n(t) = \int_{\mathcal{V}} |\nabla^n \mathbf{u}|^2 dV \quad \text{with} \quad H_0 = \int_{\mathcal{V}} |\mathbf{u}|^2 dV, \quad (5.1)$$

where the label n refers to derivatives. Then it was shown in [44] that to take proper account of the forcing these require an additive adjustment such that

$$F_n = H_n + \tau^2 \|\nabla^n \mathbf{f}\|_2^2, \quad (5.2)$$

where $\tau^{-1} \sim \varpi_0 Gr^{\frac{1}{2}+\varepsilon}$ for any $\varepsilon > 0$. This formalism now allows us to define the set of ‘wave-numbers’ $\kappa_{n,0}$ and $\kappa_{n,1}$ such that

$$\kappa_{n,0}^{2n} = F_n/F_0, \quad \kappa_{n,1}^{2(n-1)} = F_n/F_1. \quad (5.3)$$

Using the fact that

$$\frac{1}{2} \dot{H}_1 \leq -\nu H_2 + \int_{\mathcal{V}} |\nabla \mathbf{u}| |\boldsymbol{\omega}|^2 dV + \text{forcing}, \quad (5.4)$$

which is just another way of expressing (3.1), we can re-visit the inequality in (3.8) to estimate the integral in (5.4) with the application of the depletion of regime I

$$\int_{\mathcal{V}} |\nabla \mathbf{u}| |\boldsymbol{\omega}|^2 dV \leq \varpi_0 (L^3 \varpi_0^2)^{1-\xi_m} H_1^{\xi_m} = \varpi_0 H_1 D_1^{\xi_m-1}, \quad (5.5)$$

which, again, is just another expression of (3.9). Recall that $\xi_m = [\chi_m + 2m - 3]/2(m - 1)$ and $\chi_m = a_m(4m - 3)$ as defined as in (1.4) or (3.10). The bounds $m \leq \chi_m < 2m - 1$ mean that $3/2 \leq \xi_m < 2$. Thus we have

$$\frac{1}{2} \dot{H}_1 \leq \varpi_0 \left\{ -L^2 H_2 + H_1 D_1^{\xi_m-1} \right\} + \text{forcing}, \quad (5.6)$$

which, when the H_n are adjusted to the F_n defined in (5.2) as in [44], becomes

$$\frac{1}{2} \dot{F}_1 \leq \varpi_0 \left\{ -L^2 F_2 + F_1 D_1^{\xi_m-1} \right\} + c_n \varpi_0 Gr F_1. \quad (5.7)$$

Dividing (5.7) by F_1 and time averaging, we get [44]

$$L^2 \langle \kappa_{2,1}^2 \rangle_T \leq \langle D_1 \rangle_T^{\xi_{\min}-1} \leq c Re^{3(\xi_m-1)}. \quad (5.8)$$

Then we can write

$$\langle \kappa_{2,0} \rangle_T \leq \langle \kappa_{2,1} \kappa_{1,0} \rangle_T^{1/2} \leq \langle \kappa_{2,1}^2 \rangle_T^{1/4} \langle \kappa_{1,0}^2 \rangle_T^{1/4}. \quad (5.9)$$

In [44] it was shown that Leray's energy inequality leads to an estimate for $L^2 \langle \kappa_{1,0}^2 \rangle_T \leq Re^{1+\varepsilon}$, although from now on we ignore the infinitesimal $\varepsilon > 0$. We combine this with (5.9) to show that¹⁰

$$\langle \kappa_{2,0} \rangle_T \leq c Re^{\sigma_{\min}} + O\left(Gr^{1/4}\right), \quad (5.10)$$

where

$$\sigma_m = \frac{3(\chi_m - 1) + 2(m - 1)}{8(m - 1)}. \quad (5.11)$$

Thus, at $\chi_{m,\lambda} = \chi_{\min}$,

$$\sigma_{\min} = (3\lambda_{\min} + 2)/8 \quad \text{and} \quad 5/8 \leq \sigma_m < 1. \quad (5.12)$$

To interpret this estimate physically in terms of statistical turbulence theory (restricting attention to forcing at the longest wavelength $\ell = L$), suppose that Gr is high enough and the resulting flow is turbulent, ergodic and isotropic enough in the limit $T \rightarrow \infty$ that the wavenumbers $\langle \kappa_{n,0} \rangle_T$ may be identified with the moments of the energy spectrum $\mathcal{E}(k)$ according to

$$\langle \kappa_{n,0} \rangle_T := \left(\frac{\int_{L^{-1}}^{\infty} k^{2n} \mathcal{E}(k) dk}{\int_{L^{-1}}^{\infty} \mathcal{E}(k) dk} \right)^{1/2n}. \quad (5.13)$$

The *a priori* constraints on $\mathcal{E}(k)$ are that the velocity U and energy dissipation rate ϵ obey

$$U^2 = \int_{L^{-1}}^{\infty} \mathcal{E}(k) dk \quad \epsilon = \int_{L^{-1}}^{\infty} \nu k^2 \mathcal{E}(k) dk. \quad (5.14)$$

¹⁰To find a good estimate for $\langle \kappa_{n,0} \rangle_T$ for $n > 2$ using the depletion is a difficult task. The estimate for this, found in [44] and quoted in (5.22), is valid in regime II where no depletion result has been used.

Suppose also that $\mathcal{E}(k)$ displays an ‘‘inertial range’’ in the sense that it scales with a power of k up to an effective cut-off wavenumber k_c . For simplicity, let us write

$$\mathcal{E}(k) = \begin{cases} A k^{-q}, & L^{-1} \leq k \leq k_c, \\ 0, & k \geq k_c, \end{cases} \quad (5.15)$$

with $1 < q < 3$. We also assume that k_c diverges as $\nu \rightarrow 0$, while U^2 and ϵ remain finite, and that A depends only upon the energy flux ϵ and the outer length scale $\ell = L$. Then we have the asymptotic relations

$$\epsilon \sim \frac{U^3}{L} \quad \text{and} \quad L k_c \sim \left(\frac{\epsilon}{\nu^3} \right)^{\frac{1}{9-3q}} L^{\frac{4}{9-3q}} \sim Re^{\frac{1}{3-q}}. \quad (5.16)$$

Then the moments of the spectrum $\langle \kappa_{n,0} \rangle_T$ satisfy

$$L \langle \kappa_{n,0} \rangle_T \sim (L k_c)^{1-\frac{q-1}{2n}} \sim Re^{\frac{1}{3-q} - \frac{1}{2n} \left(\frac{q-1}{3-q} \right)}. \quad (5.17)$$

Now let us compare this scaling result with the estimate in (5.10) for $n = 2$ with $q = q_m$: this correspondence tells us that

$$q_m = \frac{12\sigma_m - 5}{4\sigma_m - 1}, \quad \text{with} \quad q_{\min} = 3 - \frac{4}{3\lambda_{\min}}. \quad (5.18)$$

In fact, for regime I, q_m lies between

$$5/3 \leq q_m < 7/3. \quad (5.19)$$

The 5/3 at the lower end is the conventional Kolmogorov result which rises to just under 7/3. Note that $q_{\min} > 2$ when $\lambda_{\min} > 1.33$. The cut-off of the inertial range as (5.15) is given by

$$L k_c \sim Re^{1/(3-q)} \quad \text{so} \quad L k_{c,\lambda_{\min}} \sim Re^{3\lambda_{\min}/4}. \quad (5.20)$$

A resolution length is inbuilt into this formalism: the estimate for $L \langle \kappa_{2,0} \rangle_T$, with an exponent of σ_m , can be interpreted as an average length scales. Thus, the first $L \langle \kappa_{1,0} \rangle_T$ is followed by an estimate for $L \langle \kappa_{2,0} \rangle_T$ at $\chi_{m,\lambda_{\min}} = m\lambda_{\min} + 1 - \lambda_{\min}$:

$$L \langle \kappa_{1,0} \rangle_T \leq Re^{1/2}, \quad L \langle \kappa_{2,0,\lambda_{\min}} \rangle_T \leq Re^{\sigma_{m,\lambda_{\min}}}, \quad (5.21)$$

where $\sigma_{m,\lambda}$ is defined as in (5.12). This is roughly consistent with scaling arguments found in other parts of the literature [50, 28].

In regime II, we are forced to revert to the weak solution results in [44] where it was shown that, for $n \geq 2$,

$$\langle \kappa_{n,0} \rangle_T \leq c Re^{3-\frac{5}{2n}}. \quad (5.22)$$

For $n = 2$ this means $\sigma_m = 7/4$ and thus $q_m = 8/3$.

Interestingly, Sulem and Frisch [45] showed that a $k^{-8/3}$ energy spectrum is the borderline steepness capable of sustaining an energy cascade. This spectrum corresponds to the extreme limit, where the energy dissipation is concentrated on sets of dimension zero (points) in space [51, 52]. It provides some physical setting in which to interpret the result of Caffarelli, Kohn & Nirenberg that the space-time dimension of the Navier-Stokes singular set is unity [53].

Regime I				Regime II
$\chi_m, m \geq 2$	m	$\chi_{\min} = m\lambda_{\min} + 1 - \lambda_{\min}$	$2m - 1$	
σ_m	$5/8$	$(3\lambda_{\min} + 2)/8$	1	$7/4$
q_m	$5/3$	$3 - 4/3\lambda_{\min}$	$7/3$	$8/3$
Lk_c	$Re^{3/4}$	$Re^{3\lambda_{\min}/4}$	$Re^{3/2}$	Re^3

Table 3: The entries in the 2nd and 4th columns are the lower and upper bounds of χ_m , corresponding to the two concave curves in Fig. 1. The 3rd column lists values at χ_{\min} with λ_{\min} defined in (2.15). The fifth column lists values of σ_m and q_m for regime II.

6 Conclusion

Three regimes have been identified based on the size of the D_m for $m \geq 2$ relative to that of D_1 . Regime I has been shown to have a sufficiently depleted nonlinearity that an absorbing ball exists for D_1 . The consequence of this is that a global attractor exists, provided solutions remain in regime I. A diagrammatic description of the relation between the three regimes is given below :

$$\underbrace{\dots\dots\dots \xi_{\min} = 1 + \frac{1}{2}\lambda_{\min} \dots\dots\dots}_{D_m \leq D_1^{a_m} - \text{regular}} D_1^{a_m} \underbrace{\dots\dots\dots \xi_m = 3 \dots\dots\dots}_{D_1^{a_m} \leq D_m \leq C_m D_1 - \text{weak solutions}} C_m D_1 \underbrace{\dots\dots\dots}_{C_m D_1 < D_m - \text{regular}}$$

These results also prompt the following set of questions.

The first question is why should the Navier-Stokes equations choose to operate in regime I, as observed? While the numerical experiments in [1] have shown no evidence of a transition from regime I to II, nevertheless, such a transition cannot be discounted for different sets of initial conditions or higher Reynolds numbers. This raises the question whether solutions that begin in regime I must remain there? If a transition does occur, how might it come about? Are regimes II and III physical in the sense that while mathematically allowable, do they represent recognizable turbulent states? Regimes I and II appear to be consistent with the two branches discovered by Lu and Doering [37] in their maximization of the rate of enstrophy production. The $\xi_{\min} = 1 + \frac{1}{2}\lambda_{\min}$ result in regime I takes the value of 1.75 at $\lambda_{\min} = 1.5$: the value at the lower branch in [37] was $\xi_m = 1.78$. The value $\xi_m = 3$ of regime 2 is consistent with their $\xi_m = 2.997$ on their upper branch. In a further paper, Schumacher, Eckhardt and Doering [38] found numerically that $\xi_m = 3/2$. This, however, was derived from an analysis of local concentrations of vorticity, not the full volume calculations in this paper. Nevertheless, it is worth pointing out that bounds on ξ_m are

$$3/2 \leq \xi_m < 2, \quad (6.1)$$

so the result in [38] lies exactly at the extreme lower bound where the energy spectrum is $q_m = 5/3$.

Secondly, what of initial conditions that are the reverse of the observed ordering: that is, initial conditions that are in an ascending scale and thus satisfy $D_m < D_{m+1}$? A recent numerical experiment by Kerr [54] on the 3D Euler equations found that, in the late stage, the D_m did indeed reverse in order to this ascending scale $D_m < D_{m+1}$. Then in a further experiment Kerr [55] took this reversed state as initial conditions for the Navier-Stokes equations to discover that the ordering immediately switched back again to the descending scale $D_{m+1} < D_m$.

Thirdly, the magnitude of the vortex stretching term is locally dependent on the angle between ω and eigenvectors of the strain matrix. Overall, this is averaged within the norms buried within

the D_m . Is it possible that a more direct connection could be made in the analysis between these results and the work of Constantin and Fefferman and others on the direction of vorticity [56-62,40]? [56, 57, 58, 59, 60, 61, 62, 41]?

Fourthly, there is a growing body of work on so-called Navier-Stokes- α models, which includes the Leray- α , LANS- α , Clark- α and Bardina models [63-68]. In addition to these, there is also the Navier-Stokes-Voight model [69]. All of these models have better regularity properties, in differing degrees, than the original Navier-Stokes equations themselves. A comparison between these and the results of regime I might be a useful exercise.

Finally, the depletion of nonlinearity down to $\xi_{\min} = 1 + \frac{1}{2}\lambda_{\min}$ in regime I is sufficiently strong to suggest that vorticity may be accumulating on low-dimensional sets. A generation of graphics has suggested that this is indeed the case: vortex sheets rolling up into tubes is typically the situation as a turbulent Navier-Stokes flow matures beyond intermediate times. Analytically this poses formidable technical problems as no proof exists for the Divergence theorem nor the Sobolev inequalities on a fractal domain with evolving fractal boundary conditions. Given these hurdles all that can be done at present is to re-estimate *formally* (1.3) in d -dimensions using dimensional analysis. This suggests that the formal equivalent of (1.3) is

$$\frac{1}{2}\varpi_0^{-1}\dot{D}_1 \leq - \left(\frac{4-d}{4} \right) \frac{D_1^2}{E} + c_d D_1^{\frac{6-d}{4-d}}. \quad (6.2)$$

Note that when $d = 3$ this reduces to (1.3). With $\xi_m = \frac{6-d}{4-d}$ it is easy to calculate the value of d corresponding to $\xi_m = 1 + \frac{1}{2}\lambda$ which is

$$d_{\lambda_{\min}} = 4(1 - \lambda_{\min}^{-1}). \quad (6.3)$$

For instance, this takes the value $d_{4/3} = 1$ when $\lambda_{\min} = 4/3$ and $d_{1.3} = 12/13$ when $\lambda = 1.3$. This suggests that the low-dimensional set corresponding to a nonlinearity of $D_1^{\xi_{m,\lambda}}$ is one which may be tube-like. This is consistent with numerical observations [26-32,43].

Acknowledgements: DAD acknowledges the computing resources provided by the NSF-supported XSEDE and DOE INCITE programs under whose auspices some of these calculations were performed. DV acknowledges the support of the Fédération Wolfgang Doeblin and, together, RP and DV acknowledge the support of the “Indo-French Center for Applied Mathematics”, UMI IFCAM – Bangalore; AG and RP thank DST, CSIR and UGC (India) and the SERC (IISC) for computational resources. AG also thanks the European Research Council for support under the EU’s 7th Framework Programme (FP7/2007-2013)/ERC grant agreement number 297004.

References

- [1] D. Donzis, J. D. Gibbon, A. Gupta, R. M. Kerr, R. Pandit & D. Vincenzi, Vorticity moments in four numerical simulations of the 3D Navier-Stokes equations, *J. Fluid Mech.*, **732**, 316 – 331, 2013.
- [2] U. Frisch, *Turbulence: the legacy of A. N. Kolmogorov*, (Cambridge University Press, Cambridge, 1995).
- [3] K. R. Sreenivasan and R. A. Antonia, The phenomenology of small-scale turbulence, *Annu. Rev. Fluid Mech.*, **29**, 435–472, 1997.
- [4] G. Boffetta, A. Mazzino and A. Vulpiani, Twenty-five years of multifractals in fully developed turbulence: a tribute to Giovanni Paladin, *J. Phys. A*, **41**, 363001, 2008.

- [5] R. Pandit, P. Perlekar and S. S. Ray, Statistical properties of turbulence: an overview, *Pramana - J. Phys*, **73**, 157–191, 2009.
- [6] W. von Wahl, Regularity of weak solutions of the Navier-Stokes equations, *Proc. Symp. Pure Math.*, **45**, 497–503, 1986.
- [7] Y. Giga, Solutions for semilinear parabolic equations in L^p and regularity of weak solutions of the Navier-Stokes system, *J. Diff. Eqn.*, **62**, 186–212, 1986.
- [8] H. Kozono and H. Sohr, Regularity of weak solutions to the Navier-Stokes equations, *Adv. Diff. Eqns*, **2**, 509–691, 1997.
- [9] L. Escauriaza, G. Seregin, and V. Sverák, L^3 -solutions to the Navier-Stokes equations and backward uniqueness, *Russ. Math. Surveys*, **58**, 211–250, 2003.
- [10] P. Constantin and C. Foias, *The Navier-Stokes equations*, (Chicago University Press, Chicago, 1988).
- [11] R. Temam, *Infinite Dimensional Dynamical Systems in Mechanics and Physics*, volume 68 of *Applied Mathematical Sciences*, (Springer-Verlag, New York, 1988).
- [12] C. R. Doering and J. D. Gibbon, *Applied analysis of the Navier-Stokes equations*, (Cambridge University Press, 1995).
- [13] C. Foias, O. Manley, R. Rosa and R. Temam, *Navier-Stokes equations and turbulence*, (Cambridge University Press, Cambridge, 2001).
- [14] I. Kukavica and M. Ziane, One component regularity for the Navier-Stokes equations, *Nonlinearity*, **19**, 453–470, 2006.
- [15] I. Kukavica and M. Ziane, Navier-Stokes equations with regularity in one direction, *J. Math. Phys.*, **48**, 065203, 2007.
- [16] C. Cao and E. S. Titi, Regularity Criteria for the three-dimensional Navier-Stokes Equations, *Indiana Univ. Math. J.*, **57**, 2643–2661, 2008.
- [17] C. R. Doering, The 3D Navier-Stokes Problem, *Annu. Rev. Fluid Mech.*, **41**, 109–128, 2009.
- [18] A. Cheskidov and R. Shvydkoy, *A unified approach to regularity problems for the 3D Navier-Stokes and Euler equations: the use of Kolomogorov's dissipation range*, arXiv:1102.1944v2, 1 Jun 2011.
- [19] A. Biswas & C. Foias, *On the maximal spatial analyticity radius for the 3D Navier-Stoke equations & turbulence*, *Ann. Mat. Pura Appl.*, online: 16th Nov, 2012; DOI: 10.1007/s10231-012-0300-z.
- [20] S. A. Orszag and G. S. Patterson, Numerical simulation of three-dimensional homogeneous isotropic turbulence, *Phys. Rev. Lett.*, **28**, 76–79, 1972.
- [21] R. S. Rogallo, Numerical experiments in homogeneous turbulence, Tech. Mem. 81835, NASA, 1981.
- [22] R. M. Kerr, Higher order derivative correlations and the alignment of small-scale structures in isotropic numerical turbulence, *J. Fluid Mech.*, **153**, 31–58, 1985.
- [23] V. Eswaran and S. B. Pope, An examination of forcing in direct numerical simulations of turbulence, *Comput. Fluids*, **16**, 257–278, 1988.
- [24] J. Jimenez, A. A. Wray, P. G. Saffman and R. S. Rogallo, The structure of intense vorticity in isopropic turbulence, *J. Fluid Mech*, **255**, 65–91, 1993.
- [25] P. Moin and K. Mahesh, Direct Numerical Simulation: A Tool for Turbulence Research, *Annu. Rev. Fluid Mech.*, **30**, 539–578, 1998.
- [26] S. Kurien and M. A. Taylor, Direct Numerical Simulations of Turbulence: Data Generation and Statistical Analysis, *Los Alamos Science*, **29**, 142–154, 2005.
- [27] T. Ishihara, T. Gotoh and Y. Kaneda, Study of high-Reynolds number isotropic turbulence by direct numerical simulation, *Annu. Rev. Fluid Mech.* **41**, 16–180, 2009.
- [28] D. Donzis, P. K. Yeung and K. Sreenivasan, Dissipation and enstrophy in isotropic turbulence: scaling and resolution effects in direct numerical simulations, *Phys. Fluids*, **20**, 045108, 2008.
- [29] D. Donzis and P. K. Yeung, Resolution effects and scaling in numerical simulations of passive scalar mixing in turbulence, *Phys. D*, **239**, 1278–1287, 2010.

- [30] P. K. Yeung, D. Donzis and K. Sreenivasan, Dissipation, enstrophy and pressure statistics in turbulence simulations at high Reynolds numbers, *J. Fluid Mech.*, **700**, 5–15, 2012.
- [31] R. M. Kerr, Dissipation and enstrophy statistics in turbulence: Are the simulations and mathematics converging?, *J. Fluid Mech.*, **700**, 1–4, 2012.
- [32] R. M. Kerr, Swirling, turbulent vortex rings formed from a chain reaction of reconnection events, *Phys. Fluids*, **25**, 065101, 2013.
- [33] J. D. Gibbon, Regularity and singularity in solutions of the three-dimensional Navier-Stokes equations, *Proc. Royal Soc A*, **466**, 2587–2604, 2010.
- [34] J. D. Gibbon, A hierarchy of length scales for weak solutions of the three-dimensional Navier-Stokes equations, *Comm Math. Sci.*, **10**, 131–136, 2011.
- [35] J. D. Gibbon, Conditional regularity of solutions of the three dimensional Navier-Stokes equations & implications for intermittency, *J. Math. Phys.*, **53**, 115608, 2012.
- [36] J. D. Gibbon, Dynamics of scaled vorticity norms for the three-dimensional Navier-Stokes and Euler equations, *Procedia IUTAM*, **7**, 39–48, 2013.
- [37] L. Lu and C. R. Doering, Limits on Enstrophy Growth for Solutions of the Three-dimensional Navier-Stokes Equations, *Indiana Univ. Math. J.*, **57**, 2693–2727, 2008.
- [38] J. Schumacher, B. Eckhardt and C. R. Doering, Extreme vorticity growth in NavierStokes turbulence, *Phys. Letts.*, **A374**, 861–865, 2010.
- [39] K. Sreenivasan, Fractals & multifractals in fluid turbulence, *Ann. Rev. Fluid Mech.*, **23**, 539–604, 1991.
- [40] C. Meneveau and K. Sreenivasan, The multi-fractal nature of energy dissipation, *J. Fluid Mech.*, **224**, 429–484, 1991.
- [41] T. Y. Hou and R. Li, Dynamic depletion of vortex stretching and non-blowup of the 3D incompressible Euler equations, *J. Nonlinear Sci.*, **16**, 639–644, 2006.
- [42] R. M. Kerr, Bounds for Euler from vorticity moments and line divergence, *J. Fluid Mech.*, **729**, R2, 2013.
- [43] A. Vincent and M. Meneguzzi, The dynamics of vorticity tubes in homogeneous turbulence, *J. Fluid Mech.*, **258**, 245–254, 1994.
- [44] C. R. Doering and J. D. Gibbon, Bounds on moments of the energy spectrum for weak solutions of the 3D Navier-Stokes equations, *Physica D*, **165**, 163–175, 2002.
- [45] P.-L. Sulem and U. Frisch, Bounds on energy flux for finite energy turbulence, *J. Fluid Mech.*, **72**, 417–424, 1975.
- [46] C. R. Doering & C. Foias, Energy dissipation in body-forced turbulence, *J. Fluid Mech.*, **467**, 289–306, 2002.
- [47] P. Constantin and C. Foias, Global Lyapunov Exponents, Kaplan-Yorke formulas and the dimension of the attractors for *2D* Navier-Stokes Equations, *Comm. Pure Applied Math.*, **38**, 1–27, 1985.
- [48] J. D. Gibbon and E. S. Titi, Attractor dimension and small length scale estimates for the *3D* Navier-Stokes equations, *Nonlinearity*, **10**, 109–119, 1997.
- [49] H. G. E. Hentschel and I. Procaccia, The infinite number of generalized dimensions of fractals and strange attractors, *Phys. D*, **8**, 435–444, 1983.
- [50] V. Yakhot and K. R. Sreenivasan, Anomalous scaling of structure functions and dynamic constraints on turbulence simulations, *J. Stat. Phys.*, **121**, 823–841, 2005.
- [51] B. B. Mandelbrot, *Some fractal aspects of turbulence: intermittency, dimension, kurtosis, and the spectral exponent $5/3 + B$* , *Proc. Journées Mathématiques sur la Turbulence*, Orsay (ed. R. Temam), (Springer, Berlin, 1975).
- [52] U. Frisch, P.-L. Sulem and M. Nelkin, A simple dynamical model of intermittent fully developed turbulence, *J. Fluid Mech.*, **87**, **719**, 1978.
- [53] L. Caffarelli, R. Kohn and L. Nirenberg, Partial regularity of suitable weak solutions of the Navier-Stokes equations, *Comm. Pure and Appl. Math.*, **35**, 771–831, 1982.
- [54] R. M. Kerr, Bounds for Euler from vorticity moments and line divergence. *J. Fluid Mech.*, **729**, R2, 2013, doi:10.1017/jfm.2013.325.

- [55] R. M. Kerr, private communication, Jan 2014.
- [56] P. Constantin and Ch. Fefferman, Direction of vorticity and the problem of global regularity for the Navier-Stokes equations, *Indiana University Mathematics Journal*, **42**(3), 775–789, 1993.
- [57] P. Constantin, Geometric Statistics in Turbulence, *SIAM Rev.*, **36**(1), 73–98, 1994.
- [58] H. Beirao da Veiga and L. C. Berselli, On the regularizing effect of the vorticity direction in incompressible viscous flows, *Differential and Integral Equations*, **15**, 345–356, 2002.
- [59] A. Vasseur, Regularity criterion for 3D Navier-Stokes equations in terms of the direction of the velocity, *Applns Math.*, **54**, No. 1, 47–52, 2009.
- [60] K. Ohkitani, Non-linearity depletion, elementary excitations and impulse formulation in vortex dynamics, *Geophys. Astro. Fluid Dyn.*, **103**, 113–133, 2009.
- [61] H. Beirao da Veiga, Direction of Vorticity and Regularity up to the Boundary: On the Lipschitz-Continuous Case, *J. Math. Fluid Mech.*, **15**, 55–63, 2013.
- [62] W. J. Bos & R. Rubinstein, On the strength of the nonlinearity in isotropic turbulence, *J. Fluid Mech.*, **733**, 158–170, 2013.
- [63] C. Foias, D. D. Holm and E. S. Titi, The Navier–Stokes– α model of fluid turbulence. *Advances in nonlinear mathematics and science*, *Phys. D*, **152/153**, 505519, 2001.
- [64] C. Foias, D. D. Holm and E. S. Titi, The 3D viscous Camassa–Holm equations, and their relation to the Navier–Stokes equations and turbulence theory, *J. Dynam. Diff. Equns.*, **14**, 1–35, 2002.
- [65] Y. Cao, E. Lunasin and E. S. Titi, Global well-posedness of the viscous and inviscid simplified Bardina model, *Comm. Math. Sci.*, **4**, 823–848, 2006.
- [66] C. Cao, D. D. Holm, and E. S. Titi, On the Clark- α model of turbulence : global regularity and long-time dynamics, *Journal of Turbulence*, **6**, 1–11, 2005.
- [67] S. Chen, D. D. Holm, L. Margolin and R. Zhang, Direct numerical simulation of the Navier-Stokes alpha model, *Phys. D*, **133**, 66–83, 1999.
- [68] A. Cheskidov, D. D. Holm, E. Olson and E. S. Titi, On a Leray- α model of turbulence, *Proc. Royal Soc. A, Mathematical, Physical and Engineering Sciences*, **461**, 629–649, 2005.
- [69] V. K. Kalantarov, B. Levant, and E. S. Titi, Gevrey regularity of the global attractor of the 3D Navier-Stokes-Voight equations, *J. Non. Sci.*, **19**, 133–152, 2009.