

# Fast and accurate solution of the Poisson equation in an immersed setting

Alexandre Noll Marques<sup>a</sup>, Jean-Christophe Nave<sup>b</sup>, Rodolfo Ruben Rosales<sup>c</sup>

<sup>a</sup>*EMBRAER, São José dos Campos, SP 12227-901, Brazil*

<sup>b</sup>*Department of Mathematics and Statistics, McGill University  
Montreal, Quebec H3A 2K6, Canada*

<sup>c</sup>*Department of Mathematics, Massachusetts Institute of Technology  
Cambridge, MA 02139-4307*

---

## Abstract

We present a fast and accurate algorithm for the Poisson equation in complex geometries, using regular Cartesian grids. We consider a variety of configurations, including Poisson equations with interfaces across which the solution is discontinuous (of the type arising in multi-fluid flows). The algorithm is based on a combination of the Correction Function Method (CFM) and Boundary Integral Methods (BIM). Interface and boundary conditions can be treated in a fast and accurate manner using boundary integral equations, and the associated BIM. Unfortunately, BIM can be costly when the solution is needed everywhere in a grid, *e.g.* fluid flow problems. We use the CFM to circumvent this issue. The solution from the BIM is used to rewrite the problem as a series of Poisson equations in rectangular domains — which requires the BIM solution at interfaces/boundaries only. These Poisson equations involve discontinuities at interfaces, of the type that the CFM can handle. Hence we use the CFM to solve them (to high order of accuracy) with finite differences and a Fast Fourier Transform based fast Poisson solver. We present 2D examples of the algorithm applied to problems involving boundary conditions over complex geometries (with 4<sup>th</sup> order accuracy), and to a Poisson equation with interfaces across which the solution is discontinuous (with 3<sup>rd</sup> order accuracy).

*Keywords:* Poisson equation, Correction Function Method, Gradient augmented level set method, High accuracy, Immersed Method, Embedded meshes

*PACS:* 47.11-j, 47.11.Bc

## 1. Introduction.

In this paper we present a fast and accurate numerical algorithm to solve the Poisson equation in complex geometries, using regular Cartesian grids. The algorithm is based on the combination of the Correction Function Method (CFM) [1] and boundary integral formulations of the Laplace equation [2, 3]. It can be applied to a wide variety of problems that involve solving the Poisson equation, particularly those with interfaces across which jump conditions are prescribed for both the solution and its normal derivative. The solution to problems of this type is of fundamental importance in, for example, the description of fluid flows separated by interfaces (*e.g.* the interfaces between immiscible fluids, or fluids separated by a membrane).

Standard finite difference discretizations yield poor approximations in the vicinity of a discontinuity. The exception is when the discontinuity occurs exactly on top of grid nodes. In this situation, the discontinuity can be incorporated into the discretization, to maintain the accuracy of the numerical scheme. In practice, an interface across which a discontinuity occurs is rarely aligned with a Cartesian grid. The CFM is based on the idea of introducing a *correction function*, defined in a narrow band enclosing the interface — which includes the grid nodes surrounding the interface. This correction function is used to provide a smooth extension, across the interface, of the solution on each side. As discussed in [1], the CFM can be employed to solve the Poisson equation with an arbitrary immersed interface, across which the solution obeys appropriate jump conditions, in a regular Cartesian grid.

However, the CFM [1] imposes restrictions on the type of interface jump conditions that it allows, which are not (generally) satisfied by the problems that arise in applications. In this paper we show how to remove these restrictions. To do so we build on an idea introduced by Mayo [4] to replace the original problem by sub-problems, each of which can be solved with the CFM. A brief summary of the process, described in detail in § 3, follows.

We write the solution as the sum of two components. The first component satisfies the Poisson problem in which the jump in the normal derivative across the interface is set to vanish. By construction this first problem can be solved using the CFM. The second component solves the “deficit” problem, a Laplace equation which takes care of the jumps in the normal derivatives at

the interface. This second problem can be solved using a boundary integral method (BIM) [2–4]. However, we do not use the BIM to compute the solution at every grid point, as this would be costly. Instead we use the potential densities (at the interface) from the BIM, to write a third problem which the second component satisfies, and which is of the type that can be solved with the CFM.

A final point is that the solution domain can be embedded into a rectangular box, with the boundary transformed into an interface. As a consequence, the linear algebraic systems that a finite difference discretization and the CFM produce, can be efficiently solved using FFT techniques. Effectively, the problem is reduced to: (i) solving two standard (no interfaces) Poisson problems in a box, with simple (*e.g.* Dirichlet) boundary conditions at the box boundary, and (ii) using a BIM to compute potential densities at the interfaces and the boundary.

The accuracy of the algorithm can be arbitrary, since (in principle) the BIM and the CFM can be implemented to any desired order of accuracy. Furthermore, with the exception of the integral equations, all other steps involve problems defined in rectangular domains, which can be solved very efficiently using Fast Fourier transform (FFT) methods.<sup>1</sup> Hence, the overall solution procedure is also fast, since the costliest steps involve fast solutions of boundary integral equations [5–7], and an FFT based fast Poisson solver.

There exists a vast literature on immersed methods for the Poisson equation and related problems. By immersed methods here we mean: methods where the entire solution domain (normally involving complex geometries) is immersed into a regular Cartesian grid or triangulation. In particular, the combination of boundary integral equations and immersed methods was introduced in the seminal work by Mayo [4, 8, 9]. Recent work of particular interest focuses on Kernel-Free Boundary Integral Methods [10]. This new class may offer better efficiency for 3-D problems. Some of the other well established methods include the work by Johansen and Collela [11], the Immersed Boundary Method [12, 13], the Immersed Interface Method [14–17], and the Ghost Fluid Method [18–23]. The finite element community has also made significant progress in developing new immersed methods. Among these, we can mention the work by Dolbow and Harari [24], the Extended Finite Element Method [25], the Virtual Node Method [26], the finite element

---

<sup>1</sup>No spectral methods involved: The discrete linear equations can be solved with FFTs.

versions of the Immersed Interface Method [27–30], and the Exact Subgrid Interface Correction Method [31].

The remainder of the paper is organized as follows. In § 2 the general Poisson problem that we seek to solve is introduced. § 3 includes the details of the proposed algorithm, as well as a discussion of issues such as accuracy and computational cost. § 4 presents examples of the algorithm applied to examples involving complex geometries and interfaces of discontinuity. Finally, § 5 contains the conclusions.

## 2. Definition of the problem

Throughout this paper,  $\vec{x} = (x_1, x_2, \dots) \in \mathbb{R}^\nu$  is the spatial vector (where  $\nu = 2$  or  $\nu = 3$ ),  $\Delta$  is the Laplace operator defined by

$$\Delta = \sum_{i=1}^{\nu} \frac{\partial^2}{\partial x_i^2}, \quad (1)$$

and  $\Omega$  is an arbitrary, bounded and open, simply connected domain in  $\mathbb{R}^\nu$ . This domain is split into two sub-domains,  $\Omega^+$  and  $\Omega^-$ , by a co-dimension 1 surface  $\Gamma$  disjoint from the boundary  $\partial\Omega$ . The situation we have in mind is best described by a picture: see figure 1(a).

Let  $\hat{n}$  denote the unit vector normal to  $\Gamma$ , pointing towards  $\Omega^+$  and let  $u$  be a function defined in a neighborhood of  $\Gamma$ . Then

$$u_n = \hat{n} \cdot \vec{\nabla} u = \hat{n} \cdot (u_{x_1}, u_{x_2}, \dots) \quad \text{for } \vec{x} \in \Gamma \quad (2)$$

denotes the derivative of  $u$  in the direction of  $\hat{n}$ . Similarly,  $\hat{m}$  and  $u_m$  denote the outer normal vector to the boundary  $\partial\Omega$ , and the corresponding directional derivative.

Our objective is to solve the following Poisson problem

$$\beta^+ \Delta u(\vec{x}) = f^+(\vec{x}) \quad \text{for } \vec{x} \in \Omega^+, \quad (3a)$$

$$\beta^- \Delta u(\vec{x}) = f^-(\vec{x}) \quad \text{for } \vec{x} \in \Omega^-, \quad (3b)$$

where the jump conditions

$$[u] = a(\vec{x}) \quad \text{for } \vec{x} \in \Gamma, \quad (4a)$$

$$[\beta u_n] = b(\vec{x}) \quad \text{for } \vec{x} \in \Gamma, \quad (4b)$$

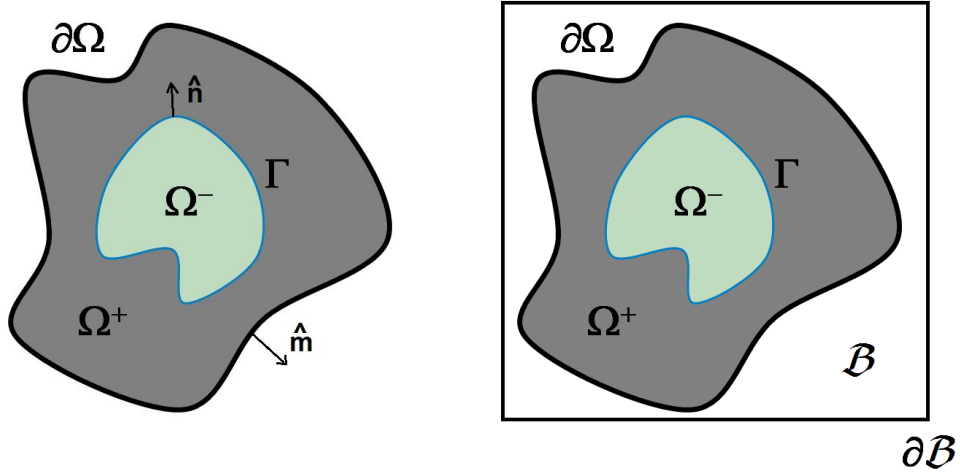


Figure 1: (a) Typical solution domain  $\Omega$ , split by an internal interface  $\Gamma$  across which the solution and the equation parameters can jump. Note that there is no problem with allowing  $\Omega^-$  to have more than one component. (b) The box  $\mathcal{B}$  enclosing  $\Omega$ .

apply across the interface  $\Gamma$ . Here  $\beta^\pm$  are positive constants,  $f^\pm$  are some given functions<sup>2</sup> defined in  $\Omega^\pm$ ,  $a$  and  $b$  are known functions defined on  $\Gamma$ , and the brackets define the jump in the enclosed quantity across  $\Gamma$

$$[*] = *^+ - *^-, \quad (5)$$

where the superscripts indicate on which side of  $\Gamma$  the quantity must be evaluated.

We consider either a Dirichlet or Neumann boundary conditions on the boundary  $\partial\Omega$

$$u(\vec{x}) = g_D(\vec{x}) \quad \text{for } \vec{x} \in \partial\Omega, \quad (6a)$$

$$\text{or } u_m(\vec{x}) = g_N(\vec{x}) \quad \text{for } \vec{x} \in \partial\Omega, \quad (6b)$$

where  $g_D$  or  $g_N$  are some given functions. In the case of a Neumann boundary condition (6b), we further assume that the compatibility condition

$$\int_{\Omega} f dV = \int_{\partial\Omega} g_N dS - \int_{\Gamma} b dS \quad (7)$$

<sup>2</sup>How smooth these functions need to be is tied up to how accurate an approximation is desired, *e.g.* for a 4<sup>th</sup> order algorithm, they have to be  $C^2$ .

is satisfied.

In the literature the case when  $\beta^+ = \beta^-$  is often called the *constant coefficients* case, while  $\beta^+ \neq \beta^-$  is referred to as the *variable coefficients* case. We find this nomenclature a bit confusing, particularly the use of the word “variable” which suggests a function  $\beta = \beta(\vec{x})$ , not just two constants.

**Remark 1.** The solution to (3–4) with Neumann boundary conditions (6b) is defined up to an arbitrary additive constant. There is a number of techniques that can be used to make the solution unique [3, 4, 32]. Here we do this by imposing an additional integral constraint, see § 3.2. ♣

**Remark 2.** The Correction Function Method (CFM) [1] was developed to deal with interface conditions of the form in (4), for the case when  $\beta^- = \beta^+$ . The CFM offers a framework to solve problems of this type, to high order of accuracy, using finite differences on a regular Cartesian grid.

The CFM is based on the computation of a *correction function*, defined in the vicinity of  $\Gamma$ , which can be used to produce smooth extensions of  $u^\pm$  across  $\Gamma$ . These extensions can, in turn, be used to complete finite difference discretizations of the Laplace operator, without loss of accuracy, for stencils that straddle  $\Gamma$ . Furthermore, this process produces a discretized linear system whose coefficient matrix is the same as the one that arises when there is no interface. The systems only differ in their right hand sides. Hence the same linear solvers that work for “standard” Poisson problems can be used. Finally, the correction function is defined as the solution to a PDE problem and, in theory, can be computed to arbitrary order of accuracy. In [1] we show a 4<sup>th</sup> order implementation of the CFM, which is the same one that we use here to obtain the results presented in § 4. ♣

### 2.1. The large $\beta$ ratio limit.

Many applications in multiphase flows involve the solution of problems like the one above, with a large ratio between the coefficients  $\beta^\pm$  — which are the reciprocal of the densities. For example, for air–water interfaces the ratio is  $\approx 10^3$ . As we will demonstrate, the solution method presented in § 3 is general enough to deal with such ratios, and larger.

However, the situation where  $\beta^-/\beta^+ \gg 1$  involves a subtlety. In the limit  $\beta^-/\beta^+ \rightarrow \infty$ , equation (4b) yields  $u_n^- = 0$ . Thus  $u^-$  becomes the solution to a Poisson problem in  $\Omega^-$ , with a Neumann boundary condition on  $\Gamma = \partial\Omega^-$ . Hence  $u^-$  is defined only up to an arbitrary additive constant.

For this reason, when  $\beta^-/\beta^+$  is large, the Poisson problem in (3–4) can become poorly conditioned. Note that this issue is intrinsic to the problem being solved, and independent of which numerical algorithm is used.

There are situations where this poor conditioning does not arise. For example, some problems naturally demand an additional constraint to define a unique solution, such as: (i) Neumann boundary conditions (6b) are used, or (ii)  $\Omega$  has a shape (*e.g.* a rectangle) that allows the use of periodic boundary conditions. In these cases, an appropriate choice of the extra constraint can yield a problem which is well conditioned for all values of  $\beta^-/\beta^+$ . On the other hand, when Dirichlet conditions (6a) are used, no additional constraint is required for uniqueness. In this situation the value of  $\beta^-/\beta^+$  has a direct impact on the conditioning of the problem. In appendix Appendix A we discuss a possible fix that can be used in the context of the solution method in § 3.

### 3. Solution method

Here we introduce an algorithm to solve the problem introduced in § 2. As discussed in § 1, we do this by combining the Correction Function Method (CFM) [1] with the ideas introduced by Mayo [4, 8].

We start by splitting the solution into two components:  $u = v + w$ . The first component,  $v$ , is selected as the solution to a Poisson problem that can be solved with the CFM — see remark 2. The second component,  $w$ , then solves the “deficit” problem — the boundary and jump conditions that the CFM cannot handle in a direct fashion. The main objective of this section is to show how to solve this second problem.

An additional, and very important step, is to embed the domain  $\Omega$  into a box  $\mathcal{B}$  — see figure 1(b) — in the problem for  $v$ . This followed by turning  $\partial\Omega$  into an internal interface, playing a role similar to that of  $\Gamma$  (for a Poisson problem extended to the box). This leads to a situation where the problem that needs to be solved numerically is a “standard” Poisson problem in the box  $\mathcal{B}$ . Hence the discretized system can be inverted very efficiently using the Fast Fourier Transform (FFT).

The first component,  $v$ , is defined as the solution to the following Poisson

problem

$$\Delta v(\vec{x}) = \begin{cases} 0 & \text{for } \vec{x} \in \mathcal{B}/\Omega, \\ f^+(\vec{x})/\beta^+ & \text{for } \vec{x} \in \Omega^+, \\ f^-(\vec{x})/\beta^- & \text{for } \vec{x} \in \Omega^-, \end{cases} \quad (8a)$$

$$[v] = \begin{cases} a(\vec{x}) & \text{for } \vec{x} \in \Gamma, \\ 0 & \text{for } \vec{x} \in \partial\Omega, \end{cases} \quad (8b)$$

$$[v_n] = 0 \quad \text{for } \vec{x} \in \{\Gamma, \partial\Omega\}, \quad (8c)$$

$$v(\vec{x}) = 0 \quad \text{for } \vec{x} \in \partial\mathcal{B}. \quad (8d)$$

By construction, this is a problem that we can solve using the CFM — see remark 2. The problem for  $w$  then follows by simply subtracting (8) from (3–6)

$$\Delta w(\vec{x}) = 0 \quad \text{for } \vec{x} \in \Omega, \quad (9a)$$

$$[w] = 0 \quad \text{for } \vec{x} \in \Gamma, \quad (9b)$$

$$[\beta w_n] = b(\vec{x}) - [\beta v_n] \quad \text{for } \vec{x} \in \Gamma, \quad (9c)$$

with

$$w(\vec{x}) = g_D(\vec{x}) - v(\vec{x}) \quad \text{for } \vec{x} \in \partial\Omega, \quad (10a)$$

$$\text{or } w_m(\vec{x}) = g_N(\vec{x}) - v_m(\vec{x}) \quad \text{for } \vec{x} \in \partial\Omega. \quad (10b)$$

In the discussion that follows, it is convenient to rewrite (9c) in terms of  $[w_n]$ . To accomplish this, we use the following identity

$$[pq] = \langle p \rangle [q] + [p] \langle q \rangle, \quad (11)$$

where

$$\langle * \rangle = \frac{*^+ + *^-}{2} \quad (12)$$

denotes the mean value across a discontinuity of the enclosed quantity. Using (11) and (8c) in (9c), we obtain the alternative form

$$[w_n] + \lambda \langle w_n \rangle = b(\vec{x}) / \langle \beta \rangle - \lambda v_n(\vec{x}) \quad \text{for } \vec{x} \in \Gamma, \quad (9c)$$

where  $\lambda = [\beta] / \langle \beta \rangle$ . Below we show how to solve (9–10) using a combination of Mayo's method [4] and the CFM. We address the cases with Dirichlet and Neumann boundary conditions separately, in § 3.1 and § 3.2 resp.

### 3.1. Dirichlet boundary conditions

An efficient approach to solve (9–10) is to use a boundary integral formulation, in which the solution is written as a combination of convolution integrals of the fundamental solution to the Laplace equation, and potentials defined along  $\Gamma$  and  $\partial\Omega$ . The following theorem is appropriate for the Dirichlet case.

**Theorem 1.** *Let  $\rho \in C^1(\Gamma)$  and  $\mu \in C^1(\partial\Omega)$  be the solution to the following system of integral equations*

$$\begin{aligned} \rho(\vec{x}) + \frac{\lambda}{2\pi} \int_{\Gamma} \rho(\vec{x}_s) \Phi_n(\vec{x}, \vec{x}_s) dS \\ + \frac{\lambda}{2\pi} \int_{\partial\Omega} \mu(\vec{x}_s) \Phi_{nm}(\vec{x}, \vec{x}_s) dS = \frac{b}{\langle\beta\rangle} - \lambda v_n \end{aligned} \quad \text{for } \vec{x} \in \Gamma, \quad (13a)$$

$$\begin{aligned} \mu(\vec{x}) + \frac{1}{\pi} \int_{\Gamma} \rho(\vec{x}_s) \Phi(\vec{x}, \vec{x}_s) dS \\ + \frac{1}{\pi} \int_{\partial\Omega} \mu(\vec{x}_s) \Phi_m(\vec{x}, \vec{x}_s) dS = 2(g_D(\vec{x}) - v(\vec{x})) \end{aligned} \quad \text{for } \vec{x} \in \partial\Omega, \quad (13b)$$

where  $\vec{x}_s$  denotes the position vector along the integration surface, and  $\Phi$  is the fundamental solution of the Laplace equation.<sup>3</sup> Then, the solution of the problem in (9), with the Dirichlet boundary condition in (10a), is given by

$$\begin{aligned} w(\vec{x}) = \frac{1}{2\pi} \int_{\Gamma} \rho(\vec{x}_s) \Phi(\vec{x}, \vec{x}_s) dS \\ + \frac{1}{2\pi} \int_{\partial\Omega} \mu(\vec{x}_s) \Phi_m(\vec{x}, \vec{x}_s) dS \end{aligned} \quad \text{for } \vec{x} \in \mathcal{B}. \quad (14)$$

The proof is given in appendix Appendix B. ♣

In theorem 1,  $\rho$  is known as the monopole or single layer potential, while  $\mu$  is known as the dipole or double layer potential. These potential functions are commonly used in the solution of the Laplace equation with a boundary integral formulation [2, 3, 33]. Furthermore, (13) is a Fredholm integral equation of the second kind, as is normally the case with the Laplace equation. This class of integral equations has been extensively studied and there is a

---

<sup>3</sup>In 2-D,  $\Phi(\vec{x}, \vec{x}_s) = \log(|\vec{x} - \vec{x}_s|)$ ; and in 3-D,  $\Phi(\vec{x}, \vec{x}_s) = \frac{1}{|\vec{x} - \vec{x}_s|}$  — see [33].

number of well established numerical methods — Boundary Integral Methods (BIM) — that we can use to solve for the potentials [2, 3]. Nevertheless, although the potentials can be computed accurately and efficiently, to obtain the solution in  $\Omega$  the convolution integrals in (14) need to be evaluated. This last step can be relatively expensive when the solution is needed at a large number of points. In addition, the fundamental solution of the Laplace equation is singular on the boundary and the interfaces, which makes evaluating the solution even more expensive in the vicinity of these surfaces. These difficulties can be circumvented by computing the solution inside  $\Omega$  using finite differences, as proposed by Mayo [4] and described below.

Equation (14) defines a solution valid everywhere in  $\mathbb{R}^{\nu}$ , including the box  $\mathcal{B}$ . Hence, we can use (14) to evaluate the solution on the boundary of  $\mathcal{B}$ , and define an equivalent Poisson problem in  $\mathcal{B}$  with a Dirichlet boundary condition. Furthermore, the solution described by (14) is discontinuous across  $\Gamma$  and  $\partial\Omega$ , with the jumps in the solution and its normal derivative directly related to the local value of the potentials — *e.g.* see [3]. It follows that  $w$  is the solution to the following problem

$$\Delta w(\vec{x}) = 0 \quad \text{for } \vec{x} \in \mathcal{B}, \quad (15a)$$

$$[w] = \begin{cases} 0 & \text{for } \vec{x} \in \Gamma, \\ -\mu(\vec{x}) & \text{for } \vec{x} \in \partial\Omega, \end{cases} \quad (15b)$$

$$[w_n] = \begin{cases} \rho(\vec{x}) & \text{for } \vec{x} \in \Gamma, \\ 0 & \text{for } \vec{x} \in \partial\Omega, \end{cases} \quad (15c)$$

$$w(\vec{x}) = \frac{1}{2\pi} \int_{\Gamma} \rho(\vec{x}_s) G(\vec{x}, \vec{x}_s) dS + \frac{1}{2\pi} \int_{\partial\Omega} \mu(\vec{x}_s) G_{n_s}(\vec{x}, \vec{x}_s) dS \quad \text{for } \vec{x} \in \partial\mathcal{B}. \quad (15d)$$

This problem is, again, of the type that can be solved using the CFM. Furthermore, it is also a problem in the box  $\mathcal{B}$ , so that the discretized system can be inverted very efficiently using the FFT.

The rectangular domain  $\mathcal{B}$  is arbitrary. However, to reduce the number of grid points outside the region of interest,  $\mathcal{B}$  should enclose  $\Omega$  as tightly as possible. On the other hand, evaluating (15d) too close to  $\partial\Omega$  is difficult. Hence, for practical reasons, the distance from  $\partial\Omega$  to  $\partial\mathcal{B}$  should not be too small. In our calculations we used the distance of three grid spacings suggested by Mayo [4].

Finally, note that (13a) involves evaluating normal derivative  $v_n$  along  $\Gamma$ . In general, we expect  $v_n$  to be one order less accurate than the nominal accuracy of the CFM. Furthermore, since the solution to (13) determines the jump conditions in (15),

$$\textit{the solution } u \textit{ is one order less accurate than the CFM accuracy.} \quad (16)$$

For instance, with a 4<sup>th</sup> order accurate CFM,  $v_n$  can be computed along  $\Gamma$  with 3<sup>rd</sup> order accuracy only. The potentials are then restricted to 3<sup>rd</sup> order accuracy, and thus so are  $w$  and  $u = v + w$ .

**Remark 3.** The CFM requires knowledge of the jump functions at a number of points along the interfaces. The location of these points depends both on implementation details and on the way that the Cartesian grid is located relative to the interfaces. In (15) the jump conditions are given by the solution to (13) that results from using a BIM. Some BIM output potential distributions defined all along the interfaces (*e.g.* Galerkin’s method). However, most BIM output potential values on a finite number of nodes along the interfaces. In these cases interpolation is needed to compute the values at the points required by the CFM. For the examples in this paper, we solved 2-D problems with uniformly distributed quadrature nodes, and used an FFT based trigonometric interpolation [34]. ♣

**Remark 4.** The BIM requires a discretization of  $\Gamma$  and  $\partial\Omega$ . However, these discretizations are completely independent from the finite differences computational grid used to solve (8) and (15). In fact, it is quite possible to have a BIM which is more accurate than the finite difference scheme. In this case the discretization used for  $\Gamma$  and  $\partial\Omega$  can be much coarser than the grid used to solve (8) and (15). ♣

**Remark 5.** Since (8) and (15) are solved in a rectangular domain, and the CFM modifications occur only on the right hand side of the discretized system (see remark 2), the FFT can be used to solve the linear system that arises from the finite difference discretization. This fact makes this approach very cost effective.<sup>4</sup> ♣

---

<sup>4</sup>Note that this does not involve using spectral methods. The FFT can be used to invert the linear system because finite difference discretizations of the Laplace operator produce circular periodic linear systems.

**Remark 6.** There is not a unique way to compute  $v_n$  along  $\Gamma$ . However, since we can use the correction function to extend the solution across the discontinuity interface, it is convenient to adopt a formulation that is consistent with the CFM [1]. In the CFM, the correction function is represented using Hermite polynomials — with degree depending on the desired accuracy. Therefore, we also represent  $v$  in the vicinity of  $\Gamma$  by Hermite polynomials defined in each cell of the grid that straddles  $\Gamma$ . From this  $v_n$  can be computed by differentiating a polynomial. Furthermore, although  $v$  is discontinuous,  $v_n$  is continuous across  $\Gamma$  — see (8c). Thus  $v_n$  can be computed using the Hermite polynomial representation for either  $v^+$  or  $v^-$ . ♣

### 3.2. Neumann boundary conditions

The solution process for this case is quite similar to the one discussed in § 3.1. The appropriate boundary integral formulation is now the one given by theorem 2.

**Theorem 2.** Let  $\rho_1 \in C^1(\Gamma)$  and  $\rho_2 \in C^1(\partial\Omega)$  be the solution to the following system of integral equations

$$\begin{aligned} \rho_1(\vec{x}) + \frac{\lambda}{2\pi} \int_{\Gamma} \rho_1(\vec{x}_s) \Phi_n(\vec{x}, \vec{x}_s) dS \\ + \frac{\lambda}{2\pi} \int_{\partial\Omega} \rho_2(\vec{x}_s) \Phi_n(\vec{x}, \vec{x}_s) dS = \frac{b}{\langle\beta\rangle} - \lambda v_n \end{aligned} \quad \text{for } \vec{x} \in \Gamma, \quad (17a)$$

$$\begin{aligned} \rho_2(\vec{x}) + \frac{1}{\pi} \int_{\Gamma} \rho_1(\vec{x}_s) \Phi_m(\vec{x}, \vec{x}_s) dS \\ + \frac{1}{\pi} \int_{\partial\Omega} \rho_2(\vec{x}_s) (1 + \Phi_m(\vec{x}, \vec{x}_s)) dS = 2(g_N(\vec{x}) - v_m(\vec{x})) \end{aligned} \quad \text{for } \vec{x} \in \partial\Omega, \quad (17b)$$

where  $\vec{x}_s$  denotes the position vector along the integration surface, and  $\Phi$  is the fundamental solution of the Laplace equation. Then

$$\begin{aligned} w(\vec{x}) = \frac{1}{2\pi} \int_{\Gamma} \rho_1(\vec{x}_s) G(\vec{x}, \vec{x}_s) dS \\ + \frac{1}{2\pi} \int_{\partial\Omega} \rho_2(\vec{x}_s) G(\vec{x}, \vec{x}_s) dS \end{aligned} \quad \text{for } \vec{x} \in \mathcal{B} \quad (18)$$

is the solution of the problem in (9), with the Neumann boundary condition in (10b), plus the additional constraint

$$\int_{\partial\Omega} \rho_2 dS = 0. \quad (19)$$

The proof is given in appendix Appendix B. ♣

Just as in § 3.1, (17) is a Fredholm integral equation of the second kind, which can be solve (to find  $\rho_1$  and  $\rho_2$ ) by using a well established BIM. Then, after the potentials are known,  $w$  follows by solving the following problem in  $\mathcal{B}$

$$\Delta w(\vec{x}) = 0 \quad \text{for } \vec{x} \in \mathcal{B}, \quad (20a)$$

$$[w] = 0 \quad \text{for } \vec{x} \in \{\Gamma, \partial\Omega\}, \quad (20b)$$

$$[w_n] = \begin{cases} \rho_1(\vec{x}) & \text{for } \vec{x} \in \Gamma, \\ \rho_2(\vec{x}) & \text{for } \vec{x} \in \partial\Omega, \end{cases} \quad (20c)$$

$$w(\vec{x}) = \frac{1}{2\pi} \int_{\Gamma} \rho_1(\vec{x}_s) G(\vec{x}, \vec{x}_s) dS + \frac{1}{2\pi} \int_{\partial\Omega} \rho_2(\vec{x}_s) G(\vec{x}, \vec{x}_s) dS \quad \text{for } \vec{x} \in \partial\mathcal{B}. \quad (20d)$$

As before, this problem can be solved using the CFM, with the resulting linear system inverted efficiently using the FFT — see remark 5.

### 3.3. Main algorithm

The method described in § 3.1 and § 3.2 is summarized by the algorithm below

1. Define the computational domain  $\mathcal{B}$  and create the Cartesian grid.
2. Discretize  $\Gamma$  and  $\partial\Omega$  — see remark 4.
3. **if**  $f \neq 0$  or  $a \neq 0$  **then**
4. Solve problem (8), and find  $v$ , using the CFM [1].
5. Compute  $v_n$  on  $\Gamma$  (at the quadrature points used to discretize the surface integrals) — see remark 6.
6. **end if**
7. Solve the boundary integral equation (13) or (17) with a BIM (obtain the potentials) — see, for example, refs. [2–4]
8. Interpolate the potentials at the nodes required by the CFM — see remark 3.
9. Solve problem (15) or (20), and find  $w$ , using the CFM [1].
10. Set  $u = v + w$ .

#### 3.4. General remarks

The algorithm presented in this section can be readily applied to problems where there is no interface  $\Gamma$ , to reduce a formulation over an irregular domain to one in a box  $\mathcal{B}$ , which can then be solved very efficiently. In these situations, the interface  $\Gamma$  is absent from the problem, and the expressions in (8) to (20) remain valid as long as the terms involving  $\Gamma$  are removed. Furthermore, the absence of  $\Gamma$  implies that there is no need to compute  $v_n$  along  $\Gamma$  to determine  $w$ . Thus, the reason behind the loss of accuracy in (16) is absent, and the method then recovers the full CFM accuracy.

Extensions to more general problems involving the Poisson equation are also feasible — including external problems with finite support, as long as there exists a boundary integral formulation to solve the Laplace equation with the corresponding interface and boundary conditions — the analog of (8). The general algorithm involves the steps listed below.

1. **“Constant coefficient” component** — that is,  $\beta^+ = \beta^-$ . Solve first the part of the problem that can be directly addressed by the CFM — *i.e.* set the jumps in the normal derivatives to zero. In addition, embed the solution domain  $\Omega$  into a box  $\mathcal{B}$ , and convert the boundary  $\partial\Omega$  into an interface by (i) setting the source term to zero in  $\mathcal{B}/\Omega$ , and (ii) assuming trivial interface jump conditions on  $\partial\Omega$ . Finally, use trivial boundary conditions on  $\partial\mathcal{B}$ .

This problem is then reduced by the CFM to a linear system that can be solved using FFT techniques.

2. **“Discontinuous coefficient” and immersed boundaries component** — that is, the “deficit” problem for  $w = u - v$ , where  $v$  is the solution found in part 1, and  $u$  is the solution to the full problem. By construction the function  $w$  satisfies Laplace’s equation problem, with the appropriate interface and boundary conditions. The solution to this problem can be split into four sub-steps:
  - (a) Write the corresponding boundary integral formulation.
  - (b) Find the potential distributions for the integral formulation using a BIM.
  - (c) Write an equivalent Laplace equation system in  $\mathcal{B}$ , in such a way that it can be solved using the CFM. That is, use the potential distributions obtained with the BIM to write appropriate jump conditions across  $\Gamma$  and  $\partial\Omega$ .
  - (d) Solve this equivalent Laplace equation system using the CFM and FFT.
3. **Full solution.** The complete solution is given by the sum of the two components above.

Next we consider the issue of accuracy. Four factors are important

1. **Representation of interfaces and boundaries.** The interface and boundary conditions must be enforced with accuracy compatible with the rest of the algorithm. This, in turn, requires accurately knowing the position of the interfaces and boundaries. For the examples in § 4 we use the Gradient Augmented Level Set Method (GALSM) [35], which allows tracking of the geometry to 4<sup>th</sup> order of accuracy using local grid information.
2. **Accuracy of the BIM.** The accuracy of these methods depends on the smoothness of the interfaces, the boundaries, and of the data provided on these surfaces. For smooth and well resolved surfaces, Nystrom’s method is guaranteed to converge as fast as the quadrature rule used to approximate the integrals [3].
3. **Interpolation of the potential distributions.** As pointed out in remark 3, interpolation of the solution given by the BIM, to the points required by the CFM, is needed. In this paper the example applications are in 2-D, with smooth geometries. Thus we use trigonometric

interpolation [34], which can be efficiently computed using the FFT, and has optimal accuracy.

4. **The accuracy of the CFM.** There is no “in principle” limit to the CFM accuracy [1], provided that the data (source terms and jump functions) is smooth enough. In our examples we use a 4<sup>th</sup> order implementation.

The overall accuracy of the algorithm proposed here is determined by the least accurate of the factors listed above. Since, in principle, each of these factors can be made as accurate as needed; there is no inherent limit to the algorithm order.

Finally, let us consider the issue of the cost of the algorithm proposed here. For this purpose, let us assume that (i) in the BIM interfaces and boundaries are discretized using a total of  $k$  nodes, and (ii) the finite differences discretization of the computational domain involves  $M$  nodes.<sup>5</sup> Then the break down for the computational costs is as follows (recall that the space dimension is  $\nu$ )

1. **Cost of the BIM.** The cost of the BIM depends on the specific choice of method. In principle, a general BIM requires  $\mathcal{O}(k^3)$  operations. However, there is a number of techniques that can be used to reduce this cost to  $\mathcal{O}(k^2)$  or even to  $\mathcal{O}(k)$ , see [5–7].
2. **Cost of computing the boundary conditions.** In equations (15) and (20) integrations are needed to evaluate the boundary conditions. The integration cost for each node on the boundary is  $\mathcal{O}(k)$ , so that the total cost of evaluating the boundary conditions is  $\mathcal{O}(kM^{(\nu-1)/\nu})$ .
3. **Interpolation costs.** As pointed out in remark 3, interpolation of the potential functions obtained with the BIM may be required. Depending on the technique used, the cost of computing interpolants for the potential distributions varies between  $\mathcal{O}(k)$  and  $\mathcal{O}(k^2)$ . After the interpolants are known, the cost of evaluating the potentials at the locations needed by the CFM is  $\mathcal{O}(M^{(\nu-1)/\nu})$ .
4. **Cost of the CFM.** Computing the correction function requires the solution of a small linear system ( $12 \times 12$  for 4<sup>th</sup> order accuracy in 2-D) at each grid node close to the interface or the boundary. Hence, the total cost for this is  $\mathcal{O}(M^{(\nu-1)/\nu})$ . However, note that these linear systems depend on the geometry of the problem only. Hence, even though

---

<sup>5</sup>Recall that the two discretizations are independent of each other — see remark 4.

we the CFM is used more than once to obtain the full solution, the linear systems needed for the correction function need to be computed only once.

5. **Cost of the finite differences.** Since all the problems solved with finite differences are defined in a rectangular domain, the resulting linear systems can be inverted using the FFT. This is one of the fastest methods available to solve the Poisson equation, with cost  $\mathcal{O}(M \log M)$ .

**Remark 7.** Mayo and collaborators [4, 8, 9] proposed a method similar to the one here, for the Laplace and Poisson equations without interfaces of discontinuity. As here, their method uses a BIM and finite differences in an immersed setting. They also considered the case with discontinuities, which they do by adding correction terms to the right hand side of the discretized equations. However, instead of using the CFM, the correction terms are based on accurate computations of derivatives of the potentials. Fourth order accurate corrections for the Laplace equation are presented in [4, 8], and second order corrections for the Poisson equation in [9]. ♣

#### 4. Results

We present three examples of computations in 2D using the procedure described in §3. In the first example we consider the problem of imposing Dirichlet and Neumann conditions on an immersed boundary. In the second example we solve a discontinuous coefficient Poisson equation with interface jumps in open space. Finally, in the third example we consider a combination of the previous two: a discontinuous coefficient Poisson equation with Dirichlet condition on an immersed boundary and jump conditions along an interface. In the last two examples we show results for large coefficient ratios (1:1,000,000).

The algorithm discussed in §3 stems from the combination of well established numerical methods, each including many variations. The specific methods used in the present calculations are listed below.

- We solve the boundary integral equation using Nystrom’s method with the trapezoidal quadrature rule [3–5]. For smooth interfaces and data, this method results in optimal convergence and accuracy.
- The potential distributions are interpolated using trigonometric interpolations [34] computed via FFT.

- We use the Gradient-Augmented Level-Set Method [35] to represent interfaces and boundaries immersed into regular Cartesian grids. This method allows us to represent these surfaces to 4<sup>th</sup> order accuracy using local grid information.
- In the finite differences steps, we discretize the Laplace and Poisson equations to 4<sup>th</sup> order accuracy using the standard 9-point stencil [1]. To maintain the overall accuracy of the method, we compute the correction function to 4<sup>th</sup> order accuracy using the implementation of the CFM detailed in ref. [1].

Nystrom’s method converges rapidly for problems involving smooth data, such as the examples below. However, we need a reasonable number of points to guarantee accuracy when we interpolate potential functions over immersed boundaries and interfaces. In principle, we can refine the triangulation of the interface used in Nystrom’s method as we refine the Cartesian grid to make sure the interpolation does not result in additional errors. Nevertheless, for simplicity we use a single triangulation of about 400 to 500 equally spaced nodes in all examples presented below. This refinement proved sufficient to make interpolation error insignificant, even at the finest grid resolution.

#### 4.1. Example 1. Imposing boundary conditions on complex geometries

Consider the Poisson equation associated with the exact solution  $u(x, y) = \cos(x) \sin(y)$ . The solution domain  $\Omega$  is the region contained within the zero contour of  $\phi$ :

$$\phi(x, y) = r^2(x, y) - r_d^2(\theta(x, y)), \quad (21a)$$

$$r(x, y) = \sqrt{x^2 + y^2}, \quad (21b)$$

$$r_d(x, y) = r_0 + \delta \sin(5\theta(x, y)), \quad (21c)$$

$$\theta(x, y) = \tan^{-1} \left( \frac{y}{x} \right), \quad (21d)$$

with parameters  $r_0 = 1.0$  and  $\delta = 0.3$ . Figure 2(a) shows the solution domain immersed in a regular Cartesian discretization of a square domain. The black line in figure 2(a) represents the zero contour of  $\phi$ , which delimits the boundary of  $\Omega$ . Furthermore, we solve the same problem by imposing (i) Dirichlet and (ii) Neumann boundary conditions. Given a suitable arbitrary constant for the Neumann problem, both solutions are identical. Figure 2(b)

shows a plot of the solution obtained with the Dirichlet boundary condition in a refined grid. The solution outside  $\Omega$  is simply set to zero.

Figure 3 shows the convergence of the error in the Cartesian grid in the  $L_\infty$  and  $L_2$  norms. As we can observe, the  $L_\infty$  norm is similar for both Dirichlet and Neumann problems, converging as expected to 4<sup>th</sup> order. Moreover, the  $L_2$  norm is smaller in the Dirichlet case, but the overall convergence is again 4<sup>th</sup> order.

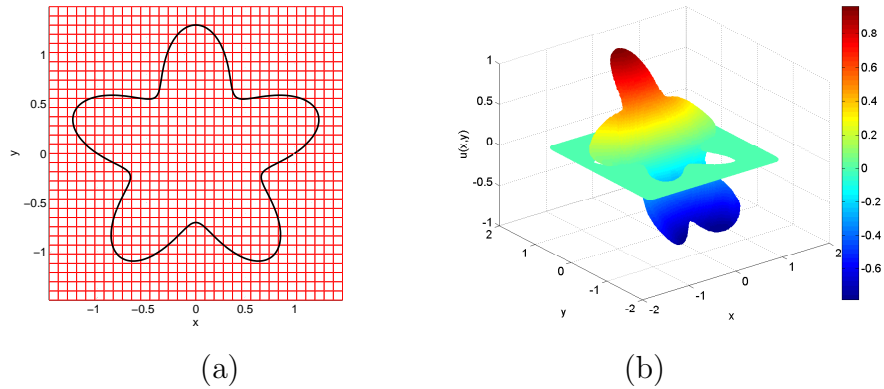


Figure 2: (a) Solution domain embedded in a  $33 \times 33$  Cartesian Grid. (b) Solution obtained with a  $193 \times 193$  grid.

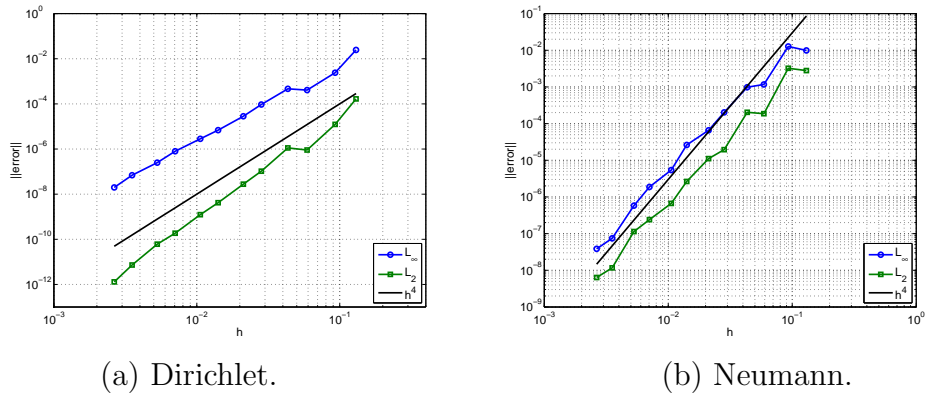


Figure 3: Error convergence in  $L_2$  and  $L_\infty$  norms.

4.2. Example 2. Discontinuous coefficient Poisson equation with interface jump conditions in open space

In this example we solve the discontinuous coefficient Poisson equation with jump interface conditions – eqs. (3) and (4) – associated with the exact solutions

$$u^+(x, y) = \exp(-r(x, y)^2/0.0008), \quad (22a)$$

$$u^-(x, y) = \cos(x) \sin(y) + 1.5, \quad (22b)$$

and

$$\beta^+ = 1,000,000$$

$$\beta^- = 1.$$

The discontinuity interface is defined as the zero contour of  $\phi$  with parameters  $r_0 = 0.1$  and  $\delta = 0.03$  – see eq. (21). The solution to this problem is defined everywhere in  $\mathbb{R}^2$ , and it decays fast enough (*i.e.*,  $|u| < 1 \times 10^{-15}$  for  $r > 0.4$ ) such that we solve it in the  $1.0 \times 1.0$  box shown in figure 4(a). The solid black line in figure 4(a) represents the discontinuity interface.

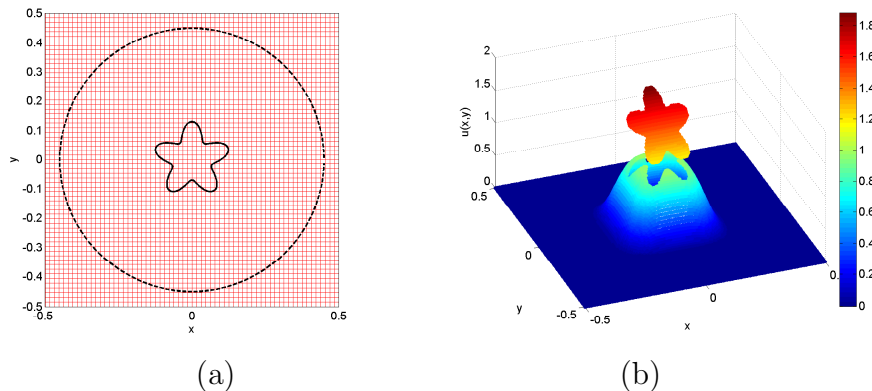


Figure 4: (a)  $1.0 \times 1.0$  computational box in which we solve example 2. (b) Solution obtained with a  $193 \times 193$  grid.

Note that, for exterior problems such as this one, the computational box  $\mathcal{B}$  has to be big enough to guarantee the following compatibility condition

$$\int_{\mathbb{R}^2/\mathcal{B}} \Delta u = 0.$$

In practice, it may be difficult to meet this condition with a reasonable discretization of the solution domain. In this particular example, the solution is practically zero for  $r > 0.4$ , however

$$\left| \int_{r(x,y)>0.4} \Delta u dV \right| > 2.4,$$

that is, the compatibility condition is not met. We handle this issue by creating an additional interface at  $r = 0.4$  – the dashed line in figure 4(a) – and setting appropriate jump conditions along this interface such that  $u = 0$  for  $r > 0.4$ . These jump conditions are not known a priori, but may be obtained after the first step of the algorithm, *i.e.*, the solution  $v$  of the Poisson equation (8).

Figure 4(b) shows a plot of the solution obtained with this technique, while figure 5 shows the convergence of the error in the  $L_\infty$  and  $L_2$  norms. As we observe, the truncation of the solution  $r = 0.4$  – with the appropriate jump conditions – has no significant effect on the quality of the results. Furthermore, we obtain the expected 3<sup>rd</sup> order convergence of the error in the  $L_\infty$  norm.

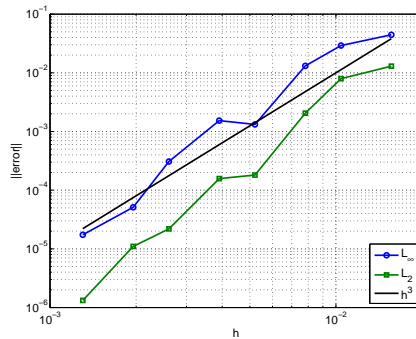


Figure 5: Error convergence in  $L_2$  and  $L_\infty$  norms.

#### 4.3. Example 3. Discontinuous coefficient Poisson equation with Dirichlet condition on an immersed boundary and jump conditions along an interface

In this example we solve the discontinuous coefficient Poisson equation with jump interface conditions – eqs. (3) and (4) – associated with the exact

solutions

$$u^+(x, y) = x^2 + y^2, \quad (24a)$$

$$u^-(x, y) = \cos(x) \sin(y) + 2. \quad (24b)$$

The solution domain is the area enclosed by the unit circle, which is represented by the zero contour of  $\psi$ :

$$\psi(x, y) = r^2(x, y) - 1. \quad (25)$$

In this example, the equation's coefficients and solution are discontinuous across the interface defined by the zero contour of  $\phi$  with parameters  $r_0 = 0.5$  and  $\delta = 0.1$  – see eq. (21). Figure 6(a) shows the solution domain  $\Omega$  immersed in a regular Cartesian discretization of a square domain. The black lines in figure 6(a) represent the zero contours of  $\psi$  and  $\phi$ .

In this example we consider two situations:

- (i)  $\beta^+ = 1 \times 10^6$ ,  $\beta^- = 1$ .
- (ii)  $\beta^+ = 1$ ,  $\beta^- = 1 \times 10^6$ .

As noted in § 2.1 (see Appendix A for technical details), case (ii) results in a poorly conditioned problem. A straight application of the solution algorithm yields the expected convergence rate, however with a constant that is the proportional to the ratio  $\beta^-/\beta^+$ . To overcome this, we provide a simple fix discussed in Appendix A. For this purpose, we need to provide an integral property of the solution, which depends only on the problem's data. We chose to enforce the mean value of  $\rho$ , which for the current problem is

$$\langle \rho \rangle = 0.837801918284980.$$

This value depends only on the mean value of  $b$  over  $\Gamma$  and the mean value of  $f$  inside  $\Omega^-$ . We call the solution obtained with this technique the “corrected solution.”

The solution of (i) and the corrected solution of (ii) are visually indistinguishable. Figure 6(b) shows a plot of the solution of (i) in a refined grid. Furthermore, figure 7 shows the convergence of the error in the  $L_\infty$  and  $L_2$  norms for both situations. In figure 7 we include results with and without the correction suggested above (corrected results are designated by “c”). As expected, the errors converge to 3<sup>rd</sup> order in both cases. Moreover, the solution of (i) and the corrected solution of (ii) present similarly small errors. On

the other hand, the error in the uncorrected solution of (ii) is approximately  $1 \times 10^6$  bigger than in the corrected version. This number is directly related to the condition number of boundary integral equation we must solve, which in turn is related to the ratio between coefficients.

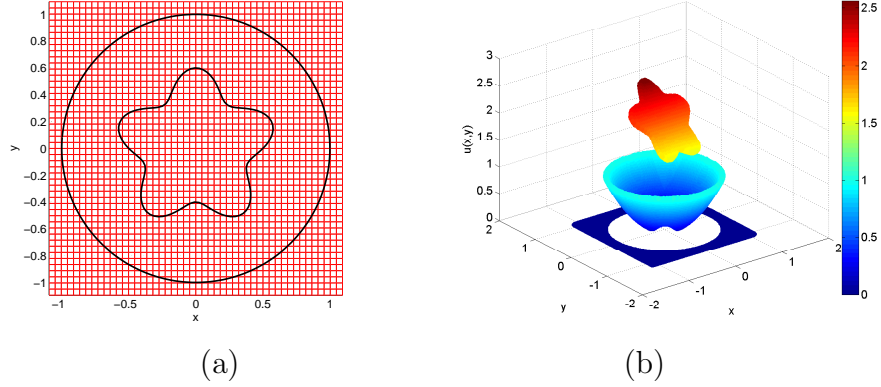


Figure 6: (a) Solution domain embedded in a  $33 \times 33$  Cartesian Grid. (b) Solution obtained with a  $193 \times 193$  grid.

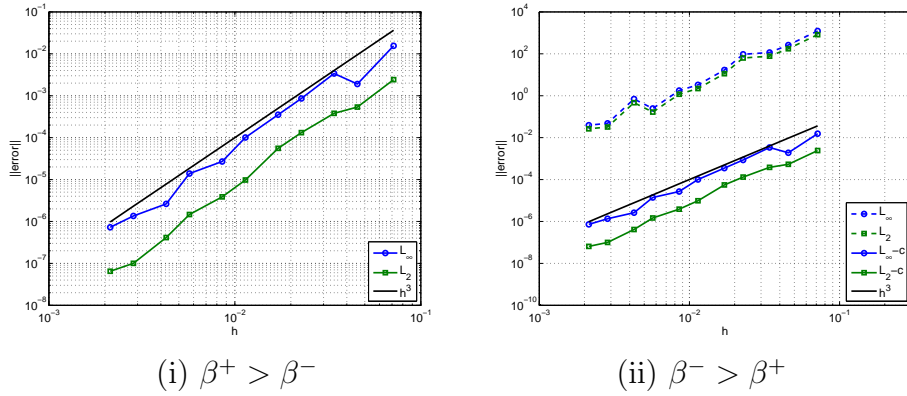


Figure 7: Error convergence in  $L_2$  and  $L_\infty$  norms.

## 5. Conclusion

In this paper we presented an algorithm to solve the Poisson equation in arbitrarily shaped domains immersed in regular Cartesian grids. In princi-

ple, this algorithm can be applied to the Poisson equation in very general settings, including the possibility of discontinuities in the solution and in the equation’s coefficients. Furthermore, the algorithm relies on computationally efficient and accurate numerical methods.

The efficiency results from the fact that we split the problem into (i) a boundary integral equation, and (ii) one or two constant coefficient Poisson equations defined in rectangular domains. The boundary integral equation can be solved efficiently using well established boundary integral methods (BIM), whereas the Poisson equations are solved with finite differences. Because the Poisson equations are defined in rectangular domains, we can solve the discretized system very efficiently using the fast Fourier transform. Furthermore, the solutions of the Poisson equations are discontinuous along an embedded interface inside the rectangular domain. Hence, we use the Correction Function Method (CFM) [1] to compute the corrections needed to account for the discontinuities with the required level of accuracy.

In addition, we presented solutions computed to 3<sup>rd</sup> and 4<sup>th</sup> order accuracy. However, since the BIM and the CFM may be implemented to any order of accuracy, there is no inherent limit to the accuracy that can be achieved by this method.

Finally, in principle the solution procedure presented here can be extended to 3D. However, we have not implemented the current method in 3D. Note that while evaluating the integrals in eqs. (15d) and (20d) is efficient in 2D, it becomes an efficiency bottleneck in 3D. Recent work in ref. [10] on the Kernel-Free Boundary Integral Method (KFBIM) provides a natural path to addressing this issue. In the future we intend to investigate the connection between the CFM and the KFBIM and hope to provide a method that is both high order (as our current method) and efficient in 3D.

## Appendix A. Remarks about conditioning

As discussed in § 2.1, the discontinuous coefficient Poisson equation can result in an poorly conditioned problem when  $\alpha = \beta^-/\beta^+ \gg 1$ . To understand this issue, let us look at the jump condition for the normal fluxes – equation (4b):

$$\begin{aligned} \beta^+ u_n^+(\vec{x}) - \beta^- u_n^-(\vec{x}) &= b(\vec{x}) \\ \Rightarrow u_n^+(\vec{x}) - \alpha u_n^-(\vec{x}) &= \frac{b(\vec{x})}{\beta^+} \end{aligned} \quad \text{for } \vec{x} \in \Gamma. \quad (\text{A.1})$$

Assuming that  $u_n^+$  and  $b/\beta^+$  are  $\mathcal{O}(1)$  quantities, in the limit  $\alpha \rightarrow \infty$ , we have  $u_n^- \rightarrow 0$ . Hence, in this limit (A.1) becomes a Neumann boundary condition for  $u^-$ . In other words, the solution for  $u^-$  decouples from  $u^+$ . In turn,  $u^+$  becomes the solution to the problem with the Dirichlet boundary condition  $u^+(\vec{x}) = a(\vec{x}) - u^-(\vec{x})$ ,  $\vec{x} \in \Gamma$ .

Nevertheless, the solution to a Neumann problem is only defined up to an arbitrary constant. In situations where the solution is only defined up to a constant over the entire domain, such as when we impose Neumann or periodic boundary conditions over  $\partial\Omega$ , this is not an issue. We need to impose some additional constraint to define a unique solution throughout the domain. This is a necessary condition whether  $\alpha$  is large or not. On the other hand, if we have a Dirichlet boundary condition on  $\partial\Omega$ , the solution is not arbitrary. Nonetheless, when  $\alpha$  is large, the discontinuous coefficient Poisson equation becomes poorly conditioned.

**Remark 8.** Note that we have not mentioned anything about the numerical solution of the Poisson equation (3). This conditioning issue is inherent of the problem being considered and is not a result of poor numerical discretization. ♣

One possible fix for this conditioning issue is to enforce an additional constraint to the solution. However, since the solution is not arbitrary, this additional constraint must be redundant. It must only reinforce information that is weakly enforced due to the unbalance between the different terms in (A.1). For instance, in the context of the algorithm discussed in §3, the Laplace equation (9) becomes poorly conditioned when  $\beta^-/\beta^+ \gg 1$ . We can improve the conditioning of the equation by enforcing an adequate mean value for the monopole potential  $\rho$  in the associated boundary integral equation (13), as explained below.

First, we may readily verify that, in the limit  $\beta^-/\beta^+ \rightarrow \infty$ , the integral operator acting on  $\rho$  in (13a) is the same as in the case of a Neumann boundary condition. It is well reported in the literature – see [2, 3, 33] – that this integral operator has a one-dimensional nullspace, and that it is orthogonal to the mean operator. Therefore, we can define a unique solution to the integral equation (13) by adding a constraint on the mean value of  $\rho$  to (13a). For more details, see Appendix B.

Second, let us show that the mean value of  $\rho$  over  $\Gamma$  is defined only by known parameters of the problem. We start by noting that  $\rho = [w_n]$  – see

(8). In fact, since  $w$  is the solution to a Laplace equation, the divergence theorem implies that

$$\int_{\Gamma} w_n^- dS = 0 \quad (\text{A.2})$$

and thus

$$\int_{\Gamma} \rho dS = \int_{\Gamma} [w_n] dS = 2 \int_{\Gamma} \langle w_n \rangle dS. \quad (\text{A.3})$$

Then, we integrate (9c) to obtain

$$\int_{\Gamma} \rho dS = \frac{2}{\lambda + 2} \left( \frac{1}{\langle \beta \rangle} \int_{\Gamma} b dS - \lambda \int_{\Gamma} v_n dS \right). \quad (\text{A.4})$$

Next, we recur once more to the divergence theorem and (8) to write

$$\int_{\Gamma} v_n dS = \frac{1}{\beta^-} \int_{\Omega^-} f^- dV. \quad (\text{A.5})$$

Finally, we can replace (A.5) into (A.4) to obtain the following expression.

$$\int_{\Gamma} \rho dS = \frac{2}{\lambda + 2} \left( \frac{1}{\langle \beta \rangle} \int_{\Gamma} b dS - \frac{\lambda}{\beta^-} \int_{\Omega^-} f^- dV \right). \quad (\text{A.6})$$

Expression (A.4) reinforces the reason why the problem is poorly conditioned. As  $\alpha$  grows,  $\lambda$  approaches the value  $\lambda = -2$ . Hence, the mean value of  $\rho$  becomes very sensitive to any errors in the data, especially those coming from the computation of  $v_n$ .

One way to force the numerical scheme to “see” the proper mean of  $\rho$  is to enforce (A.6) as the extra condition and input the correct value to the code. Note that, in principle we can compute the correct value using (A.6) since it only involves known parameters of the problem:  $b$  and  $f^-/\beta^-$ . However, because of the  $(\lambda + 2)$  term in the denominator, we must be able to compute the integrals in (A.6) very accurately, which may not always be easy to do. In the example shown in §4.3, we integrated this expression using the trapezoidal rule and were able to obtain very accurate estimates. One may hope that in real applications physical reasoning might help to deduce the correct value for the mean of  $\rho$ . (We did not encounter a physical problem that leads to this particular situation). Finally, there may be other ways to enforce a redundant condition that is more suitable to the particular problem being solved. Using (A.6) is just one alternative that we found to work when the integrals can be computed accurately.

## Appendix B. Proof of theorems 1 and 2

**Proof of theorem 1.** The proof relies on well established properties of the Laplace equation and its fundamental solution. These properties are discussed in many textbooks dedicated to this subject, *e.g.* [2, 3, 33], so we will reproduce these results without proof.

Let us write the solution to (9) as  $w = w_1 + w_2$  with

$$w_1(\vec{x}) = \frac{1}{2\pi} \int_{\Gamma} \rho(\vec{x}_s) \Phi(\vec{x}, \vec{x}_s) dS \quad \text{for } \vec{x} \in \mathcal{B}, \quad (\text{B.1a})$$

$$w_2(\vec{x}) = \frac{1}{2\pi} \int_{\partial\Omega} \mu(\vec{x}_s) \Phi_m(\vec{x}, \vec{x}_s) dS \quad \text{for } \vec{x} \in \mathcal{B}. \quad (\text{B.1b})$$

Both  $w_1$  and  $w_2$  satisfy the Laplace equation everywhere in  $\mathbb{R}^\nu$ . Then, all we need to complete the proof is to show that  $w$  satisfies the jump conditions (9b)-(9c) and the boundary condition (10a). For that, let us take limits of (B.1a) to evaluate  $w_1$  and its normal derivative on both sides of  $\Gamma$ :

$$w_1^+(\vec{x}) = \lim_{\substack{\vec{x}^* \rightarrow \vec{x} \\ x^* \in \Omega^+}} w_1(\vec{x}^*) = \frac{1}{2\pi} \int_{\Gamma}^{\text{PV}} \rho(\vec{x}_s) \Phi(\vec{x}, \vec{x}_s) dS \quad \text{for } \vec{x} \in \Gamma, \quad (\text{B.2a})$$

$$w_1^-(\vec{x}) = \lim_{\substack{\vec{x}^* \rightarrow \vec{x} \\ x^* \in \Omega^-}} w_1(\vec{x}^*) = \frac{1}{2\pi} \int_{\Gamma}^{\text{PV}} \rho(\vec{x}_s) \Phi(\vec{x}, \vec{x}_s) dS \quad \text{for } \vec{x} \in \Gamma, \quad (\text{B.2b})$$

$$\begin{aligned} \frac{\partial^+}{\partial \hat{n}}(w_1(\vec{x})) &= \lim_{\substack{\vec{x}^* \rightarrow \vec{x} \\ x^* \in \Omega^+}} \frac{\partial}{\partial \hat{n}} w_1(\vec{x}^*) \\ &= \frac{1}{2} \rho(\vec{x}) + \frac{1}{2\pi} \int_{\Gamma}^{\text{PV}} \rho(\vec{x}_s) \Phi_n(\vec{x}, \vec{x}_s) dS \end{aligned} \quad \text{for } \vec{x} \in \Gamma, \quad (\text{B.2c})$$

$$\begin{aligned} \frac{\partial^-}{\partial \hat{n}}(w_1(\vec{x})) &= \lim_{\substack{\vec{x}^* \rightarrow \vec{x} \\ x^* \in \Omega^-}} \frac{\partial}{\partial \hat{n}} w_1(\vec{x}^*) \\ &= -\frac{1}{2} \rho(\vec{x}) + \frac{1}{2\pi} \int_{\Gamma}^{\text{PV}} \rho(\vec{x}_s) \Phi_n(\vec{x}, \vec{x}_s) dS \end{aligned} \quad \text{for } \vec{x} \in \Gamma, \quad (\text{B.2d})$$

where PV denotes the principal value of the integral. As direct consequence of (B.2),  $w_1$  satisfies  $[w_1] = 0$ ,  $[w_{1n}] = \rho(\vec{x})$  for  $\vec{x} \in \Gamma$ . Similarly, we can take limits of (B.1b) to evaluate  $w_2$  and its normal derivative on both sides of  $\partial\Omega$ :

$$\begin{aligned}
w_2^+(\vec{x}) &= \lim_{\substack{\vec{x}^* \rightarrow \vec{x} \\ x^* \in \mathcal{B}/\Omega}} w_2(\vec{x}^*) && \text{for } \vec{x} \in \partial\Omega, \quad (\text{B.3a}) \\
&= -\frac{1}{2}\mu(\vec{x}) + \frac{1}{2\pi} \int_{\partial\Omega}^{\text{PV}} \rho(\vec{x}_s) \Phi_m(\vec{x}, \vec{x}_s) dS
\end{aligned}$$

$$\begin{aligned}
w_2^-(\vec{x}) &= \lim_{\substack{\vec{x}^* \rightarrow \vec{x} \\ x^* \in \Omega}} w_2(\vec{x}^*) && \text{for } \vec{x} \in \partial\Omega, \quad (\text{B.3b}) \\
&= \frac{1}{2}\mu(\vec{x}) + \frac{1}{2\pi} \int_{\partial\Omega}^{\text{PV}} \mu(\vec{x}_s) \Phi_m(\vec{x}, \vec{x}_s) dS
\end{aligned}$$

$$\begin{aligned}
\frac{\partial^+}{\partial \hat{m}}(w_2(\vec{x})) &= \lim_{\substack{\vec{x}^* \rightarrow \vec{x} \\ x^* \in \mathcal{B}/\Omega}} \frac{\partial}{\partial \hat{m}} w_2(\vec{x}^*) && \text{for } \vec{x} \in \partial\Omega, \quad (\text{B.3c}) \\
&= \frac{1}{2\pi} \int_{\partial\Omega}^{\text{PV}} \mu(\vec{x}_s) \Phi_{mn}(\vec{x}, \vec{x}_s) dS
\end{aligned}$$

$$\begin{aligned}
\frac{\partial^-}{\partial \hat{m}}(w_2(\vec{x})) &= \lim_{\substack{\vec{x}^* \rightarrow \vec{x} \\ x^* \in \Omega}} \frac{\partial}{\partial \hat{m}} w_2(\vec{x}^*) && \text{for } \vec{x} \in \partial\Omega. \quad (\text{B.3d}) \\
&= \frac{1}{2\pi} \int_{\partial\Omega}^{\text{PV}} \mu(\vec{x}_s) \Phi_{mn}(\vec{x}, \vec{x}_s) dS
\end{aligned}$$

It follows from (B.3) that  $[w_2] = -\mu(\vec{x})$  and  $[w_{2_m}] = 0$  for  $\vec{x} \in \partial\Gamma$ .

Replacing (B.2) and (B.3) into the jump conditions and Dirichlet boundary condition results in the system of integral equations

$$\begin{aligned}
\rho(\vec{x}) + \frac{\lambda}{2\pi} \int_{\Gamma} \rho(\vec{x}_s) \Phi_n(\vec{x}, \vec{x}_s) dS && \text{for } \vec{x} \in \Gamma, \quad (13a) \\
+ \frac{\lambda}{2\pi} \int_{\partial\Omega} \mu(\vec{x}_s) \Phi_{nm}(\vec{x}, \vec{x}_s) dS &= \frac{b}{\langle \beta \rangle} - \lambda v_n
\end{aligned}$$

$$\begin{aligned}
\mu(\vec{x}) + \frac{1}{\pi} \int_{\Gamma} \rho(\vec{x}_s) \Phi(\vec{x}, \vec{x}_s) dS && \text{for } \vec{x} \in \partial\Omega. \quad (13b) \\
+ \frac{1}{\pi} \int_{\partial\Omega} \mu(\vec{x}_s) \Phi_m(\vec{x}, \vec{x}_s) dS &= 2(g_D(\vec{x}) - v(\vec{x}))
\end{aligned}$$

Thus, if  $\rho$  and  $\mu$  are the solution to (13),  $w$  is the solution to (9) with Dirichlet boundary condition (10a) and the proof is complete.  $\square$

**Proof of theorem 2.** The proof in the Neumann case is very similar to the Dirichlet case and we will omit most of the details. The only point worth

mentioning is the addition of the condition

$$\int_{\partial\Omega} \rho_2 dS = 0. \quad (19)$$

For ease of presentation, let us define the integral operators

$$\mathcal{K}(\cdot) = \int_{\partial\Omega} (\cdot) \Phi_m dS \quad (B.5)$$

$$\mathcal{A}(\cdot) = \int_{\partial\Omega} (\cdot) dS \quad (B.6)$$

Recall that the boundary integral formulation results in the system of boundary integral equations (17), which involves  $(\pi + \mathcal{K})\rho_2$ . However, as discussed remark 1, the solution in the Neumann case is only defined up to an arbitrary constant. Consequently, the nullspace of  $(\pi + \mathcal{K})$  is an one-dimensional space associated with the eigenfunction that results in a constant solution. In other words, consider  $\psi \in C(\partial\Omega)$  such that

$$\int_{\partial\Omega} \psi(\vec{x}_s) \Phi(\vec{x}, \vec{x}_s) = 1, \quad \forall \vec{x} \in \Omega. \quad (B.7)$$

Then,  $(\pi + \mathcal{K})\psi = 0$ . Thus, given  $\rho_1$  and  $\rho_2$  such that (18) is a solution to the Neumann problem, then  $\rho_1$  and  $(\rho_2 + q\psi)$  must also be a solution,  $\forall q \in \mathbb{R}$ .

There is a number of techniques that can be used to obtain a valid solution in this situation [3, 4, 32]. Here, we explore the fact that  $\mathcal{A}\psi \neq 0$ . Hence,

$$\text{nullspace}(\mathcal{A}) \perp \text{nullspace}(\pi + \mathcal{K})$$

and we can add (19) to (10b) to define a unique solution.  $\square$

## Acknowledgements

The authors would like to acknowledge the National Science Foundation support — this research was partially supported by grant DMS-0813648. In addition, the first author acknowledges the support by Coordenação de Aperfeiçoamento de Pessoal de Nível Superior (CAPES – Brazil) and the Fulbright Commission through grant BEX 2784/06-8. The second author also acknowledges support from the NSERC Discovery and Discovery Accelerator programs.

## References

## References

- [1] A. N. Marques, J.-C. Nave, R. R. Rosales, A Correction Function Method for Poisson problems with interface jump conditions, *Journal of Computational Physics* 230 (20) (2011) 7567–7597. doi:10.1016/j.jcp.2011.06.014.
- [2] A. Mikhlin, A. Armstrong, *Integral Equations and their Applications to Certain Problems Mechanics, Mathematical Physics and Technology*, International Series of Monographs in the Science of the Solid State, Elsevier Science & Technology, 1957.
- [3] K. Atkinson, *The numerical solution of integral equations of the second kind*, Cambridge monographs on applied and computational mathematics, Cambridge University Press, 1997.
- [4] A. Mayo, The fast solution of Poisson’s and the biharmonic equations on irregular regions, *SIAM Journal on Numerical Analysis* 21 (2) (1984) 285–299. doi:10.1137/0721021.
- [5] V. Rokhlin, Rapid solution of integral equations of classical potential theory, *Journal of Computational Physics* 60 (2) (1985) 187–207. doi:10.1016/0021-9991(85)90002-6.
- [6] F. X. Canning, Sparse approximation for solving integral equations with oscillatory kernels, *SIAM Journal on Scientific and Statistical Computing* 13 (1) (1992) 71–87. doi:10.1137/0913004.
- [7] K. Nabors, F. T. Korsmeyer, F. T. Leighton, J. White, Preconditioned, adaptive, multipole-accelerated iterative methods for three-dimensional first-kind integral equations of potential theory, *SIAM Journal on Scientific Computing* 15 (3) (1994) 713–735. doi:10.1137/0915046.
- [8] A. Mayo, The rapid evaluation of volume integrals of potential theory on general regions, *Journal of Computational Physics* 100 (2) (1992) 236–245. doi:10.1016/0021-9991(92)90231-M.
- [9] A. McKenney, L. Greengard, A. Mayo, A fast poisson solver for complex geometries, *Journal of Computational Physics* 118 (2) (1995) 348 – 355. doi:10.1006/jcph.1995.1104.

- [10] W. Ying, W.-C. Wang, A kernel-free boundary integral method for implicitly defined surfaces, *Journal of Computational Physics* 252 (0) (2013) 606–624. doi:10.1016/j.jcp.2013.06.019.
- [11] H. Johansen, P. Colella, A Cartesian grid embedded boundary method for Poisson’s equation on irregular domains, *Journal of Computational Physics* 147 (1) (1998) 60–85. doi:10.1006/jcph.1998.5965.
- [12] C. S. Peskin, Numerical analysis of blood flow in the heart, *Journal of Computational Physics* 25 (3) (1977) 220–252. doi:10.1016/0021-9991(77)90100-0.
- [13] M.-C. Lai, C. S. Peskin, An immersed boundary method with formal second-order accuracy and reduced numerical viscosity, *Journal of Computational Physics* 160 (2) (2000) 705–719. doi:10.1006/jcph.2000.6483.
- [14] R. J. LeVeque, Z. Li, The immersed interface method for elliptic equations with discontinuous coefficients and singular sources, *SIAM Journal on Numerical Analysis* 31 (4) (1994) 1019–1044. doi:10.1137/0731054.
- [15] R. J. LeVeque, Z. Li, Immersed interface methods for Stokes flow with elastic boundaries or surface tension, *SIAM Journal on Scientific Computing* 18 (3) (1997) 709–735. doi:10.1137/S1064827595282532.
- [16] Z. Li, M.-C. Lai, The immersed interface method for the Navier-Stokes equations with singular forces, *Journal of Computational Physics* 171 (2) (2001) 822–842. doi:10.1006/jcph.2001.6813.
- [17] L. Lee, R. J. LeVeque, An immersed interface method for incompressible Navier-Stokes equations, *SIAM Journal on Scientific Computing* 25 (3) (2003) 832–856. doi:10.1137/S1064827502414060.
- [18] R. P. Fedkiw, T. Aslam, S. Xu, The ghost fluid method for deflagration and detonation discontinuities, *Journal of Computational Physics* 154 (2) (1999) 393–427. doi:10.1006/jcph.1999.6320.
- [19] R. P. Fedkiw, T. Aslam, B. Merriman, S. Osher, A non-oscillatory Eulerian approach to interfaces in multimaterial flows (the ghost fluid method), *Journal of Computational Physics* 152 (2) (1999) 457–492. doi:10.1006/jcph.1999.6236.

- [20] X.-D. Liu, R. P. Fedkiw, M. Kang, A boundary condition capturing method for Poisson's equation on irregular domains, *Journal of Computational Physics* 160 (1) (2000) 151–178. doi:10.1006/jcph.2000.6444.
- [21] M. Kang, R. P. Fedkiw, X.-D. Liu, A boundary condition capturing method for multiphase incompressible flow, *Journal of Scientific Computing* 15 (2000) 323–360. doi:10.1023/A:1011178417620.
- [22] D. Q. Nguyen, R. P. Fedkiw, M. Kang, A boundary condition capturing method for incompressible flame discontinuities, *Journal of Computational Physics* 172 (1) (2001) 71–98. doi:10.1006/jcph.2001.6812.
- [23] F. Gibou, L. Chen, D. Nguyen, S. Banerjee, A level set based sharp interface method for the multiphase incompressible Navier-Stokes equations with phase change, *Journal of Computational Physics* 222 (2) (2007) 536–555. doi:10.1016/j.jcp.2006.07.035.
- [24] J. Dolbow, I. Harari, An efficient finite element method for embedded interface problems, *International Journal for Numerical Methods in Engineering* 78 (2) (2009) 229–252. doi:10.1002/nme.2486.
- [25] N. Moës, J. Dolbow, T. Belytschko, A finite element method for crack growth without remeshing, *International Journal for Numerical Methods in Engineering* 46 (1) (1999) 131–150. doi:10.1002/(SICI)1097-0207(19990910)46:1<131::AID-NME726>3.0.CO;2-J.
- [26] J. Bedrossian, J. H. von Brecht, S. Zhu, E. Sifakis, J. M. Teran, A second order virtual node method for elliptic problems with interfaces and irregular domains, *Journal of Computational Physics* 229 (18) (2010) 64050–6426. doi:10.1016/j.jcp.2010.05.002.
- [27] Z. Li, T. Lin, X. Wu, New cartesian grid methods for interface problems using the finite element formulation, *Numerische Mathematik* 96 (2003) 61–98. doi:10.1007/s00211-003-0473-x.
- [28] S. Hou, X.-D. Liu, A numerical method for solving variable coefficient elliptic equation with interfaces, *Journal of Computational Physics* 202 (2) (2005) 411–445. doi:10.1016/j.jcp.2004.07.016.

- [29] Z. Li, K. Ito, The immersed interface method: numerical solutions of PDEs involving interfaces and irregular domains, *Frontiers in applied mathematics*, SIAM, Society for Industrial and Applied Mathematics, 2006.
- [30] Y. Gong, B. Li, Z. Li, Immersed-interface finite-element methods for elliptic interface problems with nonhomogeneous jump conditions, *SIAM Journal on Numerical Analysis* 46 (1) (2008) 472–495. doi:10.1137/060666482.
- [31] J.-S. Huh, J. A. Sethian, Exact subgrid interface correction schemes for elliptic interface problems, *Proceedings of the National Academy of Sciences* 105 (29) (2008) 9874–9879. doi:10.1073/pnas.0707997105.
- [32] L. Greengard, J.-Y. Lee, A direct adaptive Poisson solver of arbitrary order accuracy, *Journal of Computational Physics* 125 (2) (1996) 415–424. doi:10.1006/jcph.1996.0103.
- [33] G. Evans, J. Blackledge, P. Yardley, *Analytic methods for partial differential equations*, Springer undergraduate mathematics series, Springer, 2000.
- [34] J. Stoer, R. Bulirsch, *Introduction to numerical analysis*, Texts in applied mathematics, Springer, 2002.
- [35] J.-C. Nave, R. R. Rosales, B. Seibold, A gradient-augmented level set method with an optimally local, coherent advection scheme, *Journal of Computational Physics* 229 (10) (2010) 3802–3827. doi:10.1016/j.jcp.2010.01.029.