

Multi-Pulse Laser Wakefield Acceleration: A New Route to Efficient, High-Repetition-Rate Plasma Accelerators and High Flux Radiation Sources

S. M. Hooker,^{1,*} R. Bartolini,^{1,2} S. P. D. Mangles,³ A.

Tünnermann,^{4,5} L. Corner,¹ J. Limpert,^{4,5} A. Seryi,¹ and R. Walczak¹

¹*John Adams Institute for Accelerator Science, Department of Physics, University of Oxford, OX1 3PU, United Kingdom*

²*Diamond Light Source, Oxfordshire, OX11 0DE, United Kingdom*

³*John Adams Institute for Accelerator Science, The Blackett Laboratory, Imperial College London, London SW7 2AZ, United Kingdom*

⁴*Institute of Applied Physics, Abbe Center of Photonics, Friedrich-Schiller-Universität Jena, 07743 Jena, Germany*

⁵*Fraunhofer Institute for Applied Optics and Precision Engineering, Jena, Germany*

(Dated: June 2, 2021)

Abstract

Laser-driven plasma accelerators can generate accelerating gradients three orders of magnitude larger than radio-frequency accelerators and have achieved beam energies above 1 GeV in centimetre long stages. However, the pulse repetition rate and wall-plug efficiency of plasma accelerators is limited by the driving laser to less than approximately 1 Hz and 0.1% respectively. Here we investigate the prospects for exciting the plasma wave with trains of low-energy laser pulses rather than a single high-energy pulse. Resonantly exciting the wakefield in this way would enable the use of different technologies, such as fibre or thin-disc lasers, which are able to operate at multi-kilohertz pulse repetition rates and with wall-plug efficiencies two orders of magnitude higher than current laser systems. We outline the parameters of efficient, GeV-scale, 10-kHz plasma accelerators and show that they could drive compact X-ray sources with *average* photon fluxes comparable to those of third-generation light source but with significantly improved temporal resolution. Likewise FEL operation could be driven with comparable peak power but with significantly larger repetition rates than extant FELs.

Many scientific fields use ultrafast pulses of radiation to probe dynamical processes. Much of this work is performed with synchrotrons and the new generation of x-ray free-electron lasers (FELs), both of which are powered by energetic electron beams.¹ These facilities have played a pivotal role in driving progress in the physical, biological, and medical sciences, and this will continue to be the case. However, their high cost and large scale — both primarily determined by that of the radio-frequency electron accelerators which drive them — necessarily limits access, and therefore restricts the amount, and potentially the nature, of the research that can be done.

Laser-driven plasma accelerators can generate electron beams with energies of a few GeV — comparable to that used in synchrotrons and FELs — but in accelerator stages only a few centimetres long.^{2–4} Plasma accelerators could therefore drive very compact sources of femtosecond-duration pulses of radiation ranging from THz frequencies to the X-ray range which, importantly, are naturally synchronized to the femtosecond driving laser pulse. Indeed laser-accelerated electron beams have already been used to generate incoherent undulator radiation with photon energies up to about 100 eV,⁵ and incoherent betatron radiation in the 10 keV range.⁶

However, the application of plasma accelerators to driving useful radiation sources (and, in the longer term, particle colliders) is prevented by the low repetition rate f_{rep} (of order 1 Hz) and wall-plug efficiency (less than 0.1%) of the driving laser. In this paper we investigate the prospects for multi-pulse laser wakefield acceleration (MP-LWFA), in which the wake is excited by a *train* of low-energy laser pulses rather than by a single high-energy pulse. Moving the problem of energy storage from the laser medium to the plasma would allow the use of novel laser technologies, such as fibre or thin-disc lasers, which can operate with f_{rep} in the multi-kilohertz range and with high wall-plug efficiency.

We note that MP-LWFA was studied theoretically^{7–14} in the 1990s, but has yet to be demonstrated. Driving plasma wakefields with a train of *particle* bunches or a modulated particle bunch has also been investigated theoretically,^{15,16} and generation of an acceleration gradient of 22 MVm⁻¹ by a train of 7 electron bunches has been demonstrated experimentally.¹⁷

In this paper we build on our earlier work¹⁸ on the prospects of driving LWFA with trains of laser pulses, by considering the potential issues of this approach and showing that MP-LWFAs could drive: (i) compact incoherent X-ray sources with *average* photon flux

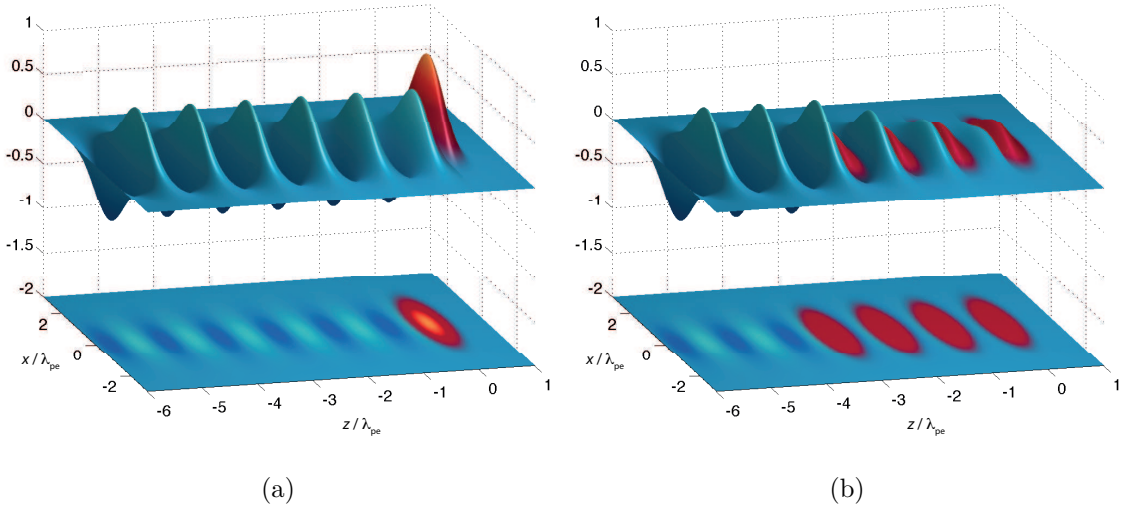


FIG. 1. Comparison of the LWFA and MP-LWFA schemes, showing the electron density of the plasma (blue) and laser pulse intensity (red) for the case of: (a) LWFA, in which the wakefield is driven by a single, high-energy laser pulse; (b) MP-LWFA, in which a train of low-energy laser pulses excites the plasma wave. The laser pulses (red) propagate along the z -axis, towards positive z , and their intensities are given in terms of a_0^2 , where a_0 is the normalized vector potential. The electron density is given in terms of $\Delta n_e/n_e$, where Δn_e is the increase in the electron density from its mean value n_e . The longitudinal (z) and transverse (x) spatial co-ordinates are normalized by the plasma wavelength $\lambda_{pe} = 2\pi c/\omega_{pe}$.

comparable that of time-resolved third-generation radiation facilities (and with significantly superior temporal resolution); and (ii) FELs with comparable peak power to existing machines, but with significantly higher repetition rates.

MULTI-PULSE LASER WAKEFIELD ACCELERATION

In a laser wakefield accelerator (LWFA) a single laser pulse, with a peak intensity of order 10^{18} Wcm^{-2} , propagates through a plasma and excites a density wave via the ponderomotive force, which acts to expel plasma electrons from the region of the laser pulse. As described in recent reviews,^{19,20} the electric fields developed within the plasma wave are of the order of 100 GVm^{-1} — some three orders of magnitude greater than possible with a conventional accelerator.

In MP-LWFA a train of low-energy laser pulses, rather than a single high-energy pulse,

is used to excite the plasma wave. The plasma wakefields excited by the pulses will add coherently — so that the amplitude of the wakefield increases with each additional pulse — if the pulses are spaced by the plasma period $T_{pe} = 2\pi/\omega_{pe}$, where $\omega_{pe} = (n_e e^2/m_e \epsilon_0)^{1/2}$ and n_e is the mean electron density. Excitation of a plasma wakefield by single and multiple laser pulses is illustrated schematically in Fig. 1.

We note that driving a wakefield with a train of N pulses has several potential advantages over LWFA. First, the driving laser energy is spread over the duration of the pulse train, reducing by a factor of N the peak laser intensity to which the optical components are exposed. Importantly, the reduced intensity would enable the use of an optic of small-diameter D and short focal length $f \propto D \propto 1/\sqrt{N}$ to couple the pulse train into the plasma; this would considerably reduce the space required for staged plasma accelerators²¹ and potentially avoid the need for plasma mirrors. Second, MP-LWFA offers scope for additional control by adjusting the spacing, centre frequency, energy, and duration of the pulses in the train; this flexibility is likely to be important for developing advanced plasma accelerators which are optimized for efficiency, which are stable against longitudinal variations of the plasma density²² and/or which exploit longitudinal tapering to achieve acceleration beyond the dephasing length.^{23–25} Third, it has been shown that large amplitude (nonlinear) wakefields can be excited more efficiently, and with reduced plasma instabilities, by a train of pulses than with a single pulse of the same total energy.^{8–13}

Numerical modelling of a MP-LWFA

In order to develop a more quantitative understanding of the operation of a MP-LWFA we have investigated the plasma wave that could be driven by a pulse train with parameters similar to that which could be produced by a state-of-the-art, high-repetition fibre laser system, as described below. Our calculations were performed using weakly relativistic electron fluid equations²⁶ and the particle-in-cell code OSIRIS.²⁷ Each laser pulse in the train was assumed to have an energy of 10 mJ, a pulse duration of $\tau_{FWHM} = 100$ fs, and a centre wavelength of $\lambda = 1 \mu\text{m}$; the pulses were taken to be focused to a spot size of $w_0 = 40 \mu\text{m}$, corresponding to a peak normalized vector potential of $a_0 = 0.052$ and spaced by the plasma period. Calculations were performed for a plasma density of $n_e = 1.75 \times 10^{17} \text{ cm}^{-3}$, which maximises the electron energy gain produced by this pulse train.

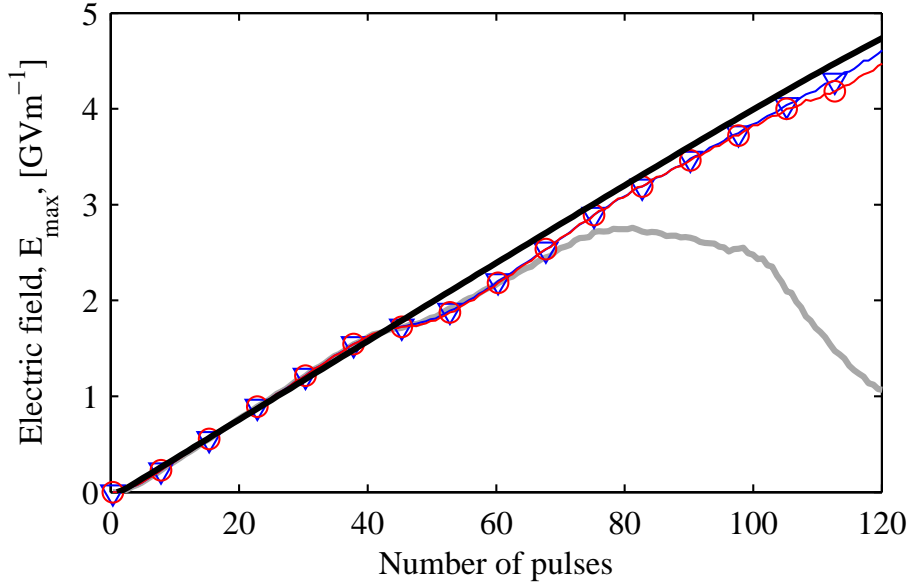


FIG. 2. Calculated maximum accelerating field $E_{\text{acc}}^{\text{max}}$ within the plasma wave as a function of the number of pulses in the pulse train described in the main text. The solid black line shows the results of fluid simulations, and the results of PIC simulations are shown for the case of stationary (blue) and mobile (red) Xe^{8+} ions, and for mobile hydrogen ions (grey).

Figure 2 shows the growth predicted by fluid simulations of the maximum axial accelerating field $E_{\text{acc}}^{\text{max}}$ as a function of the number of the pulse within the train; it can be seen that $E_{\text{acc}}^{\text{max}}$ grows linearly. The amplitude of the plasma density wave (not shown) grows in similar way and reaches a relative value of $\Delta n_e/n_e = 22\%$ on axis. This corresponds to only a mildly nonlinear wakefield and hence there was no need to adjust the spacing between laser pulses to counter relativistic detuning.

Our fluid simulations do not include ion motion, which is expected to be significant for pulse trains with a total duration which is not short compared to the ion plasma period $T_{pi} = 2\pi/\Omega_{pi}$ where $\Omega_{pi} = \sqrt{Z^2 n_i e^2 / (m_i \epsilon_0)}$. To understand the effect of ion motion we performed PIC simulations for neutral plasmas comprising electrons and: (i) pre-ionized hydrogen ions; (ii) immobile pre-ionized Xe^{8+} ions; and (iii) mobile pre-ionized Xe^{8+} ions. The PIC simulations of Fig. 2 show that ion motion will indeed limit the total number of pulses which can usefully be used in a MP-LWFA. For the chosen parameters the useful number of pulses is $N \approx 120$, at which point the plasma wave accelerating field has reached $E_{\text{acc}}^{\text{max}} = 4.7 \text{ GV/m}$. For an accelerator with a length equal to half the dephasing length,

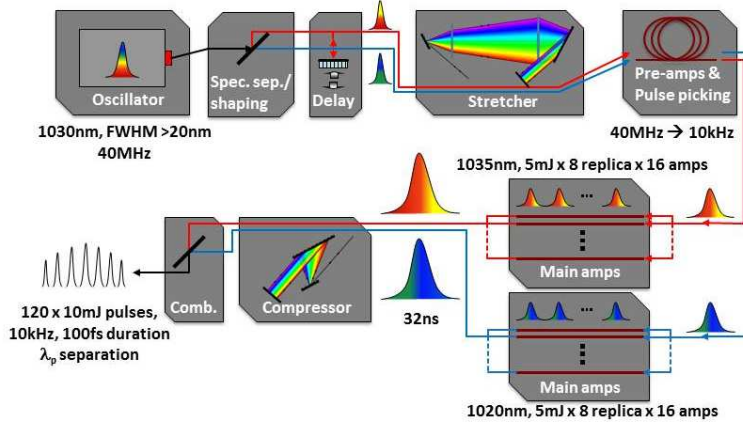


FIG. 3. Schematic setup of a fibre-based laser system capable of producing a train of 120 10 mJ pulses at a repetition rate of 10 kHz.

$L_{\text{acc}} = L_{\text{d}}/2 = 260 \text{ mm}$ — corresponding to acceleration in the accelerating *and* focusing phases of the plasma wave — the energy gain is $W_{\text{max}} = (2/\pi)E_{\text{acc}}^{\text{max}}L_{\text{acc}} = 0.75 \text{ GeV}$.

LASERS FOR MP-LWFA

State-of-the-art femtosecond solid-state lasers used for particle acceleration are joule-class titanium-sapphire chirped-pulse amplification (CPA) systems.² Lasers of this type can easily generate the high peak intensities required for driving plasma accelerators, but they can only operate at a relatively low average power due to their poor thermo-optical properties and low efficiency (typically much less than 1%). In contrast, innovative diode-pumped solid-state lasers such as slab, thin-disc and fibre lasers are able to provide ultra-short laser pulses with *average* power²⁸ above 1 kW, but *peak* powers of only a few GW.

Recently, it has been proposed that the demanding requirements of LWFA operating at high f_{rep} could be met by coherently combining the output of many lasers.²⁹ This approach involves spatially separated amplification of the pulses, which distributes the challenges imposed on the laser gain medium from one emitter to many and, in effect, operates as an amplifying interferometer. This scheme has been extensively investigated using optical fibres as the gain media, and performance beyond that possible from a single fibre amplifier has been demonstrated.³⁰ This idea can be further extended into the temporal domain by splitting each pulse into a short train, which is amplified and then temporally recombined into a single high-energy pulse — an approach known as divided-pulse-amplification (DPA).³¹

It is anticipated that a combination of spatial and temporal multiplexing will allow the production of joule-level pulses with f_{rep} in the kHz range.

Multi-pulse LWFA could be driven by a related approach, but with the additional requirement of the generation of a train of 100-200 pulses. Pulse trains can be generated using beam splitters and delay lines,³² or by employing spectral-shaping; however, these methods typically introduce losses exceeding 50%, or have challenging alignment requirements. Here we outline one method for generating a pulse train suitable for MP-LWFA based on interference of two spectrally-separated pulses in a variation of the well-known plasma beat-wave accelerator.^{19,33,34} In this approach broadband pulses are amplified in two CPA systems and partially compressed to the duration required of the entire pulse train. If the pulses have a constant angular frequency difference $\Delta\omega$, then when combined the temporal profile will correspond to that of the stretched pulses modulated by a cosine-squared function of period $\Delta T = 2\pi/\Delta\omega$. We note that it may also be possible to generate a train of pulses with optimized parameters by phase-only filtering; this is compatible with CPA since it maintains a broad-band spectrum with minimal amplitude modulation.³⁵

Figure 3 shows a conceptual design of a table-top laser system suitable for driving a MP-LWFA. Pulses from a femtosecond oscillator are separated into two spectral branches with centre wavelengths of 1020 nm and 1035 nm. Each spectral branch is amplified as follows: the pulse is stretched to a few nanoseconds duration; the repetition rate is reduced to 10 kHz and the pulse is pre-amplified; the pulse is then amplified in a 16-amplifier DPA scheme in which the pulse is split into a train of 8 replicas; following temporal recombination, the pulse is partially recompressed. The two spectral branches are then combined to form the MP-LWFA pulse train of $N = 120$, 10 mJ, 100 fs pulses at $f_{\text{rep}} = 10$ kHz.

An important feature of this approach is that it is possible to manipulate the spectral phases of the two stretched pulses so that the two spectral branches, when partially compressed, have a non-constant angular frequency difference $\Delta\omega(t)$. Combining these branches will then generate a pulse train with controllable, non-uniform pulse spacing. The additional control enabled by phase manipulation of two spectrally-broad spectral branches will allow resonance to be maintained for nonlinear plasma wake-fields, as discussed by previous authors.³⁶ It also offers scope for achieving auto-resonance by down-sweeping the beat frequency across the local plasma frequency, as discussed by Lindberg et al.;²² this could provide stability against variations in the local plasma density, or allow MP-LWFAs to achieve

acceleration beyond the de-phasing length by employing tapered plasmas.^{23–25}

RADIATION SOURCES DRIVEN BY A KHZ MP-LWFA

The high pulse repetition rate which could be achieved with MP-LWFAs would make them ideal drivers of femtosecond radiation sources providing high mean photon flux as well as exceptionally high peak brightness. Here we consider radiation generation in undulators and from the betatron motion of the transverse oscillation of the electrons as they accelerate in the plasma wakefield. We note that radiation generated by other methods, such as Thomson and Compton scattering,^{37,38} would also benefit from the high values of f_{rep} enabled by MP-LWFA. In the calculations below we assume electron beam parameters consistent with existing LWFA performance²⁰ and the fluid and PIC simulations given above: an electron energy of 0.75 GeV; 1% relative energy spread; a bunch charge of 50 pC; a normalized transverse emittance of $0.1\pi \mu\text{m}$, and a Gaussian temporal profile of 5 fs FWHM.

Betatron radiation

As outlined in the Methods section, the radiation generated by betatron motion within the MP-LWFA can be estimated using standard theory,³⁹ noting that for the parameters we have considered the MP-LWFA will not operate in the “blow-out” regime as is usually assumed. For efficient betatron radiation production it will be necessary to operate closer to the non-linear regime which can be achieved by using tighter focusing or higher plasma densities.

Figure 4a) shows the calculated average flux of a MP-LWFA-driven betatron source operating at $f_{\text{rep}} = 10 \text{ kHz}$. For these calculations the betatron oscillation amplitude was assumed to be $r_\beta = 10 \mu\text{m}$ and the laser focal spot size was decreased to $w_0 = 30 \mu\text{m}$ to ensure a stronger wake, which was calculated by the fluid code. At a photon energy of 10 keV we find that the *average* flux is $\approx 2 \times 10^8 \text{ photons s}^{-1}$, per 0.1% bandwidth. This average flux is greater than existing beam lines on 3rd generation synchrotron light sources used for sub-picosecond time resolved studies, and with a significantly improved temporal resolution (5 fs compared with $\sim 1 \text{ ps}$). We note that using a still smaller laser spot size would increase the amplitude of the betatron motion, and hence the output photon flux; optimizing the

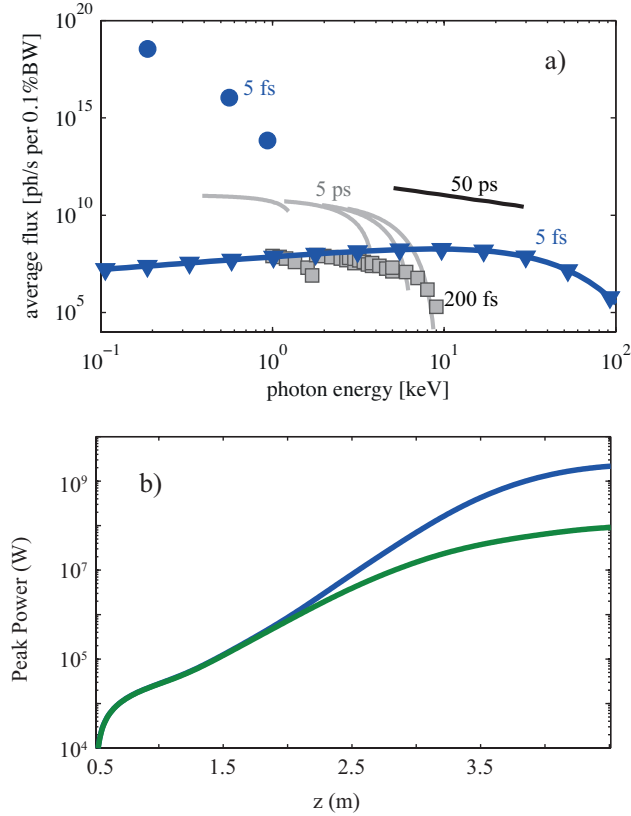


FIG. 4. a) Average flux (photons per second per 0.1% BW) of radiation generated by a 10 kHz MP-LWFA compared to existing short pulse systems on 3rd generation light sources. Blue circles: 5 fs, 10 kHz, narrow-band pulses generated by a MP-LWFA-driven FEL mode using a transverse gradient undulator. Blue diamonds: 5 fs, 10 kHz broadband betatron pulses generated by a MP-LWFA. Black line: 50 ps, 0.9 kHz broadband pulses generated on the ID9 beam line at ESRF.⁴⁰ Grey curves: 5 ps pulses generated at 530 kHz at Diamond operating in low alpha mode.⁴¹ Grey squares: 200 fs, 40 kHz pulse generated on a slicing undulator at LLNL.⁴⁰ b) Peak power of FEL radiation as a function of undulator length generated by a MP-LWFA beam in a standard (solid, green) and TGU (solid, blue) undulator.

laser-plasma parameters for betatron emission will be the focus of further study.

Radiation from undulators

The MP-LWFA beam can be used to drive spontaneous undulator radiation with high average brightness and ultra short pulse duration. More interestingly, the MP-LWFA could

be coupled with advanced accelerator transport techniques and undulator technology which are able to accommodate the relatively large energy spread generated by LWFAs; as suggested recently, these techniques include transverse gradient undulators (TGU) or bunch decompression.^{42,43}

In a TGU the magnetic field of the undulator varies with transverse position. If the beam transport system is arranged so that each energy component of the electron beam enters the undulator at a different transverse point then it is possible to match the FEL resonance condition over the entire transverse dimension (and hence energy spectrum) of the electron beam by matching the dispersion function at the entrance of the undulator to the TGU field gradient.

Figure 4(b) shows the results of a full 3D time-dependent simulation with the code⁴⁴ GENESIS of the peak power of the FEL radiation generated by the MP-LWFA beam in a TGU with the undulator and electron beam parameters reported in Table I. These show that SASE saturation can be reached in the soft X-ray range ($\lambda_{\text{FEL}} = 6.9 \text{ nm}$) within a 4 m long undulator, yielding a peak power exceeding 1 GW. This is a factor 20 larger than the power obtained from a planar undulator with the same electron beam. Harmonics of λ_{FEL} can also be generated, albeit at significantly reduced power.

The proposed FEL scheme holds the promise of generating femtosecond X-ray pulses of GW peak power at kHz pulse repetition rates, driven by — and therefore synchronised to — a compact femtosecond visible laser system.

DISCUSSION AND CONCLUDING REMARKS

The advantages of MP-LWFA — such as the potential for high-repetition rate operation and the use of small diameter optics whilst avoiding optical damage — have been highlighted above. Here we briefly discuss some potential issues arising from driving plasma accelerators with a train of laser pulses, before some concluding remarks.

A wakefield driven by a single (laser or particle) pulse can be subject to a deleterious transverse, or ‘hosing’, motion when the tail of the driver is not centred transversely in the wake driven by its head.^{45–48} Similar behaviour could also occur in a MP-LWFA if there is a transverse offset between pulses in the train. We have developed an analytical model⁴⁹ of hosing in MP-LWFA which shows that, in the absence of a guiding structure, a single

Parameter	Value
beam energy	750 MeV
rms energy spread	1%
beam charge	50 pC
norm. transverse emittance	0.1 μm
peak current	10 kA
bunch duration	5 fs (FWHM)
bunch repetition rate	10 kHz
undulator type	Superconducting TGU
undulator period	10 mm
undulator length	4 m
undulator parameter K	2.0
Transverse gradient	150 m^{-1}
horizontal dispersion	1 cm
resonant wavelength	6.8 nm

TABLE I. Table of the parameters of the electron beam and undulator used in the calculations of FEL radiation driven by a MP-LWFA

off-axis pulse trailing an on-axis pulse will oscillate transversely with an angular frequency ω_{h0} which depends on the longitudinal separation of the two pulses and the strength of the wakefield driven by the leading pulse. The oscillation is found to be stable if the longitudinal pulse separation is $(1 - \alpha)\lambda_p$ with $0 < \alpha < \alpha_t \equiv [2(N - 1)]^{-1}$, i.e. if the pulses are separated by slightly less than λ_p . Further, the hosing can be stabilized for $\alpha > \alpha_t$ by channelling the laser pulses in a waveguide with $\omega_{ch} > \sqrt{(\pi/4)}\omega_{h0}$, where ω_{ch} is the frequency that an off-axis pulse would oscillate in the waveguide in the absence of a plasma wave. These conclusions have been confirmed by numerical simulations, as will be reported elsewhere.⁴⁹

We envisage operating MP-LWFA in a linear or quasi-linear regime in which the laser pulses have a peak power below the critical power for relativistic self-focusing.¹⁹ This regime has advantages in that the driving laser pulses propagate without self-focusing, and with reduced spectral shifting and self-steepening; however, it would be necessary to guide the

laser pulses over the length of the accelerator using a hollow capillary waveguide⁵⁰ or plasma channel.² In this regime the wake amplitude in a MP-LWFA would be below the threshold for self-trapping;^{19,20} this brings a significant advantage in terms of zero dark current, but also means that some method for injecting electrons into the wakefield would be necessary. Controlling electron injection will enable the generation of high-quality, stable electron bunches and for these reasons many techniques are being developed for plasma accelerators.⁵¹⁻⁵⁴

In conclusion MP-LWFA offers a route for enabling plasma accelerators operating at multi-kHz pulse repetition rates to be driven by table-top laser systems with high wall-plug efficiency. Novel plasma accelerators of this type would be ideal for driving compact coherent and incoherent radiation sources providing femtosecond THz to X-ray pulses which are intrinsically synchronized to the driving laser system. The temporal resolution achieved by MP-LWFA-driven incoherent light sources would be at least three orders of magnitude better than possible with extant 3rd generation sources, yet with comparable average photon flux. Likewise MP-LWFAs could drive FELs with comparable peak power to operating FELs, but at a significantly higher repetition rates.

Further developments — such as plasma accelerator staging — would allow generation of coherent radiation at shorter wavelengths than considered here. In the longer term the MP-LWFA could provide a stageable, efficient, and high-repetition rate structure capable of reaching beam energies of interest for particle colliders.

REFERENCES

-
- * simon.hooker@physics.ox.ac.uk.
- [1] Emma, P *et al.* First lasing and operation of an Angstrom-wavelength free-electron laser. *Nat. Photonics* **4**, 641–647 (2010).
 - [2] Leemans, WP *et al.* GeV electron beams from a centimetre-scale accelerator. *Nat. Phys.* **2**, 696–699 (2006).
 - [3] Kneip, S *et al.* Near-GeV Acceleration of Electrons by a Nonlinear Plasma Wave Driven by a Self-Guided Laser Pulse. *Phys. Rev. Lett.* **103**, 035002 (2009).

- [4] Wang, X *et al.* Quasi-monoenergetic laser-plasma acceleration of electrons to 2 GeV. *Nat. Commun.* **4**, 1–9 (2013).
- [5] Fuchs, M *et al.* Laser-driven soft-x-ray undulator source. *Nat. Phys.* **5**, 826–829 (2009).
- [6] Kneip, S *et al.* Bright spatially coherent synchrotron X-rays from a table-top source. *Nat. Phys.* **6**, 980–983 (2010).
- [7] Nakajima, K. Plasma-wave resonator for particle-beam acceleration. *Phys. Rev. A* **45**, 1149–1156 (1992).
- [8] Berezhiani, VI & Murusidze, IG. Interaction of highly relativistic short laser pulses with plasmas and nonlinear wake-field generation. *Physica Scripta* **45**, 87 (1992).
- [9] Umstadter, D, Esarey, E & Kim, J. Nonlinear plasma waves resonantly driven by optimized laser pulse trains. *Phys. Rev. Lett.* **72**, 1224–1227 (1994).
- [10] Johnson, DA, Cairns, RA, Bingham, R & de Angelis, U. Plasma wakefield generation by multiple short pulses. *Physica Scripta* **T52**, 77–81 (1994).
- [11] Dalla, S & Lontano, M. Resonant and quasi-resonant excitation of plasma waves by means of sequences of laser pulses. *Plasma Phys. Control. Fusion* **36**, 1987–2002 (1994).
- [12] Bonnaud, G, Teychenné, D & Bobin, JL. Wake-field effect induced by laser multiple pulses. *Physical Review E* **50**, R36 (1994).
- [13] Umstadter, D, Kim, J, Esarey, E, Dodd, E & Neubert, T. Resonantly laser-driven plasma waves for electron acceleration. *Phys. Rev. E* **51**, 3484–3497 (1995).
- [14] Kalinnikova, EI & Levchenko, VD. Simulation of the excitation of quasi-plane wake waves in a plasma by a resonant sequence of laser pulses with a variable envelope. *Plasma Physics Reports* **34**, 290–295 (2008).
- [15] Kallos, E, Muggli, P, Katsouleas, T, Yakimenko, V & Park, J. Simulations of a high-transformer-ratio plasma wakefield accelerator using multiple electron bunches. *Advanced Accelerator Concepts: 13th Workshop* **1086**, 580–585 (2008).
- [16] Caldwell, A & Lotov, KV. Plasma wakefield acceleration with a modulated proton bunch. *Phys. Plasmas* **18**, 103101 (2011).
- [17] Caldwell, A & Lotov, KV. Experimental results of a plasma wakefield accelerator using multiple electron bunches. *Proceedings of the 2008 IEEE European Particle Accelerator Conference* 1912–1914 (2008).
- [18] Corner, L *et al.* Multiple pulse resonantly enhanced laser plasma wakefield acceleration. *AIP*

- Conf. Proc.* **1507**, 872–873 (2012).
- [19] Esarey, E, Schroeder, CB & Leemans, WP. Physics of laser-driven plasma-based electron accelerators. *Rev. Mod. Phys.* **81**, 1229–1285 (2009).
- [20] Hooker, SM. Developments in laser-driven plasma accelerators. *Nature Photonics* 1–8 (2013).
- [21] Schroeder, CB, Esarey, E, Geddes, CGR, Benedetti, C & Leemans, WP. Physics considerations for laser-plasma linear colliders. *Phys.Rev.ST Accel.Beams* **13**, 101301 (2010).
- [22] Lindberg, RR, Charman, AE, Wurtele, JS, Friedland, L & Shadwick, BA. Autoresonant beat-wave generation. *Physics Of Plasmas* **13**, 123103 (2006).
- [23] Bulanov, S, Naumova, N, Pegoraro, F & Sakai, J. Particle injection into the wave acceleration phase due to nonlinear wake wave breaking. *Phys. Rev. E* **58**, R5257–R5260 (1998).
- [24] Sprangle, P *et al.* Wakefield generation and gev acceleration in tapered plasma channels. *Phys. Rev. E* **63**, 056405 (2001).
- [25] Rittershofer, W, Schroeder, CB, Esarey, E, Grüner, FJ & Leemans, WP. Tapered plasma channels to phase-lock accelerating and focusing forces in laser-plasma accelerators. *Phys. Plasmas* **17**, 063104 (2010).
- [26] Miano, G. Three dimensional analysis of nonlinear plasma oscillation. *Physica Scripta* **1990**, 198 (1990).
- [27] Fonseca, R *et al.* Osiris: a three-dimensional, fully relativistic particle in cell code for modeling plasma based accelerators. *Computational ScienceICCS 2002* 342–351 (2002).
- [28] Tünnermann, A, Schreiber, T & Limpert, J. Fiber lasers and amplifiers: an ultrafast performance evolution. *Appl. Opt.* **49**, F71–F78 (2010).
- [29] Mourou, G, Brocklesby, B, Tajima, T & Limpert, J. The future is fibre accelerators. *Nat. Photonics* **7**, 258–261 (2013).
- [30] Klenke, A *et al.* 530 W, 1.3 mJ, four-channel coherently combined femtosecond fiber chirped-pulse amplification system. *Opt. Lett.* **38**, 2283–2285 (2013).
- [31] Zhou, S, Wise, FW & Ouzounov, DG. Divided-pulse amplification of ultrashort pulses. *Opt. Lett.* **32**, 871–873 (2007).
- [32] Siders, CW, Siders, JLW, Taylor, AJ, Park, SG & Weiner, AM. Efficient high-energy pulse-train generation using a 2 n-pulse michelson interferometer. *Appl. Opt.* **37**, 5302–5305 (1998).
- [33] Rosenbluth, MN & Liu, CS. Excitation of plasma waves by two laser beams. *Phys. Rev. Lett.* **29**, 701–705 (1972).

- [34] Amiranoff, F *et al.* Observation of modulational instability in nd-laser beat-wave experiments. *Phys. Rev. Lett.* **68**, 3710–3713 (1992).
- [35] Weiner, A & Leaird, D. Generation of terahertz trains of femtosecond pulses by phase-only filtering. *Opt. Lett.* **15**, 51 (1990).
- [36] Deutsch, M, Meerson, B & Golub, JE. Strong plasma wave excitation by a “chirped” laser beat wave. *Phys. Fluids B* **3**, 1773–1780 (1991).
- [37] Phuoc, KT *et al.* All-optical Compton gamma-ray source. *Nature Photonics* 1–4 (2012).
- [38] Powers, ND *et al.* Quasi-monoenergetic and tunable X-rays from a laser-driven Compton light source. *Nature Photonics* 1–4 (2013).
- [39] Esarey, E, Shadwick, B, Catravas, P & Leemans, W. Synchrotron radiation from electron beams in plasma-focusing channels. *Physical Review E* **65**, 056505 (2002).
- [40] Rousse, A, Phuoc, KT, Shah, R, Fitour, R & Albert, F. Scaling of betatron X-ray radiation. *The European Physical Journal D* **45**, 391–398 (2007).
- [41] Martin, IPS, Rehm, G, Thomas, C & Bartolini, R. Experience with low-alpha lattices at the diamond light source. *Phys. Rev. ST Accel. Beams* **14**, 040705 (2011).
- [42] Huang, Z, Ding, Y & Schroeder, CB. Compact X-ray Free-Electron Laser from a Laser-Plasma Accelerator Using a Transverse-Gradient Undulator. *Phys. Rev. Lett.* **109**, 204801 (2012).
- [43] Maier, A *et al.* Demonstration Scheme for a Laser-Plasma-Driven Free-Electron Laser. *Phys. Rev. X* **2**, 031019 (2012).
- [44] Reiche, S. GENESIS 1.3: a fully 3d time-dependent FEL simulation code. *Nucl. Inst. Meth. Res. A* **429**, 243–248 (1999).
- [45] Huang, C *et al.* Hosing Instability in the Blow-Out Regime for Plasma-Wakefield Acceleration. *Physical Review Letters* **99**, 255001 (2007).
- [46] Sprangle, P, Krall, J & Esarey, E. Hose-modulation instability of laser pulses in plasmas. *Physical Review Letters* **73**, 3544–3547 (1994).
- [47] Najmudin, Z *et al.* Self-modulated wakefield and forced laser wakefield acceleration of electrons. *Phys. Plasmas* **10**, 2071–2077 (2003).
- [48] Kaluza, M *et al.* Measurement of Magnetic-Field Structures in a Laser-Wakefield Accelerator. *Physical Review Letters* **105**, 115002 (2010).
- [49] Mangles, S, Cole, JM, Corner, L, Walczak, R & Hooker, SM. Analysis of hosing in a multi-pulse laser wakefield accelerator. *To be submitted* (2014).

- [50] Genoud, G *et al.* Laser-plasma electron acceleration in dielectric capillary tubes. *Applied Physics B* 1–8 (2011).
- [51] Faure, J *et al.* Controlled injection and acceleration of electrons in plasma wakefields by colliding laser pulses. *Nature* **444**, 737–739 (2006).
- [52] Geddes, CGR *et al.* Plasma-density-gradient injection of low absolute-momentum-spread electron bunches. *Phys. Rev. Lett.* **100**, 215004 (2008).
- [53] Gonsalves, AJ *et al.* Tunable laser plasma accelerator based on longitudinal density tailoring. *Nat. Phys.* **7**, 862–866 (2011).
- [54] Bourgeois, N, Cowley, J & Hooker, SM. Two-Pulse Ionization Injection into Quasilinear Laser Wakefields. *Physical Review Letters* **111**, 155004 (2013).

ACKNOWLEDGMENTS

This work was supported by the Engineering and Physical Sciences Research Council [grant no. EP/H011145/1], the Leverhulme Trust [grant no. F/08 776/G], the Science and Technology Facilities Council [grant no. ST/J002011] and the Royal Society.

METHODS

The radiation generated by betatron motion within the MP-LWFA was estimated using standard theory,³⁹ noting that the MP-LWFA will not operate in the “blow-out” regime and that therefore the betatron oscillation wavelength is given by $\lambda_\beta = \pi w_0 \sqrt{2\gamma/\hat{\Phi}_0}$ where $\hat{\Phi}_0 = e\Phi_0/(m_e c^2)$ is the normalised maximum potential of the plasma wave. The number of photons emitted can be estimated to be $N_{ph} = (2\pi/3)r_e m_e c^2 \gamma^2 k_\beta K^2 N_e N_\beta / E_c$ where $k_\beta = 2\pi/\lambda_\beta$ is the betatron wavenumber; $K = \gamma k_\beta r_\beta$ is the wiggler strength parameter for oscillation of amplitude r_β ; N_e is the number of electrons in the bunch; N_β is the number of betatron oscillations and $E_c = \frac{3}{2}\hbar\gamma^2 K k_\beta c$ is the critical energy of the synchrotron-like spectrum of the radiation.