

Two-point G^2 Hermite interpolation with spirals by inversion of conics: summary

A. I. Kurnosenko

Private research (Russian Federation)

Abstract

The article completes the research of two-point G^2 Hermite interpolation problem with spirals by inversion of conics. A simple algorithm is proposed to construct a family of 4th degree rational spirals, matching given G^2 Hermite data. A possibility to reduce degree to cubic is discussed.

Keywords: conic, G^2 Hermite interpolation, Möbius map, rational curve, spiral

2000 MSC: 53A04

1. Introduction

This note is intended to complete our research [4, 5] of the problem of two-point G^2 Hermite interpolation with spirals by inversion of conics. The review of the problem was given in [4], together with explanation of the general idea of applying inversion to construct a spiral interpolant. Möbius maps of a parabolic arc have been considered. In [5] the theory was augmented by including *long spirals*. The construction was based on another special kind of conic, namely, a hyperbola with parallel tangents at the endpoints.

It is now clear that, for a given two-point G^2 data, there exists a family of solutions, produced by involving other conics. The questions naturally arise: could we propose to a designer a possibility to select a curve among a family of shapes and curvature profiles? Is there, among the family of 4th degree rational spirals, a curve, reducible to cubic? Even if the answers are not much positive, these questions should be answered.

The rest of the article is organized as follows. In Sections 2 and 3 we consider conics with non-positive weights in the standard rational form of a conic, and explore them for spirality. Constructing the family of interpolants is described in Section 4; in particular, subsections 4.1 and 4.5 are supposed to be sufficient to design the corresponding script, omitting theoretical details. Figures 1, 2, 7 illustrate families under discussion. Finding rational cubic spiral is considered in Section 5.

2. Extention of rational quadratic Bézier representation of a conic

Using 2nd degree rational curves in CAD applications was restricted to continuous ones. Discontinuities, possibly occurring in hyperbolas, were avoided. This type of conics proved useful to construct spirals. To include it into the standard rational quadratic form of conic [2],

$$\vec{r}(t) = \frac{P_0 w_0 (1-t)^2 + 2P_1 w_1 (1-t)t + P_2 w_2 t^2}{w_0 (1-t)^2 + 2w_1 (1-t)t + w_2 t^2}, \quad w_0 = 1, \quad w_2 \neq 0, \quad (1)$$

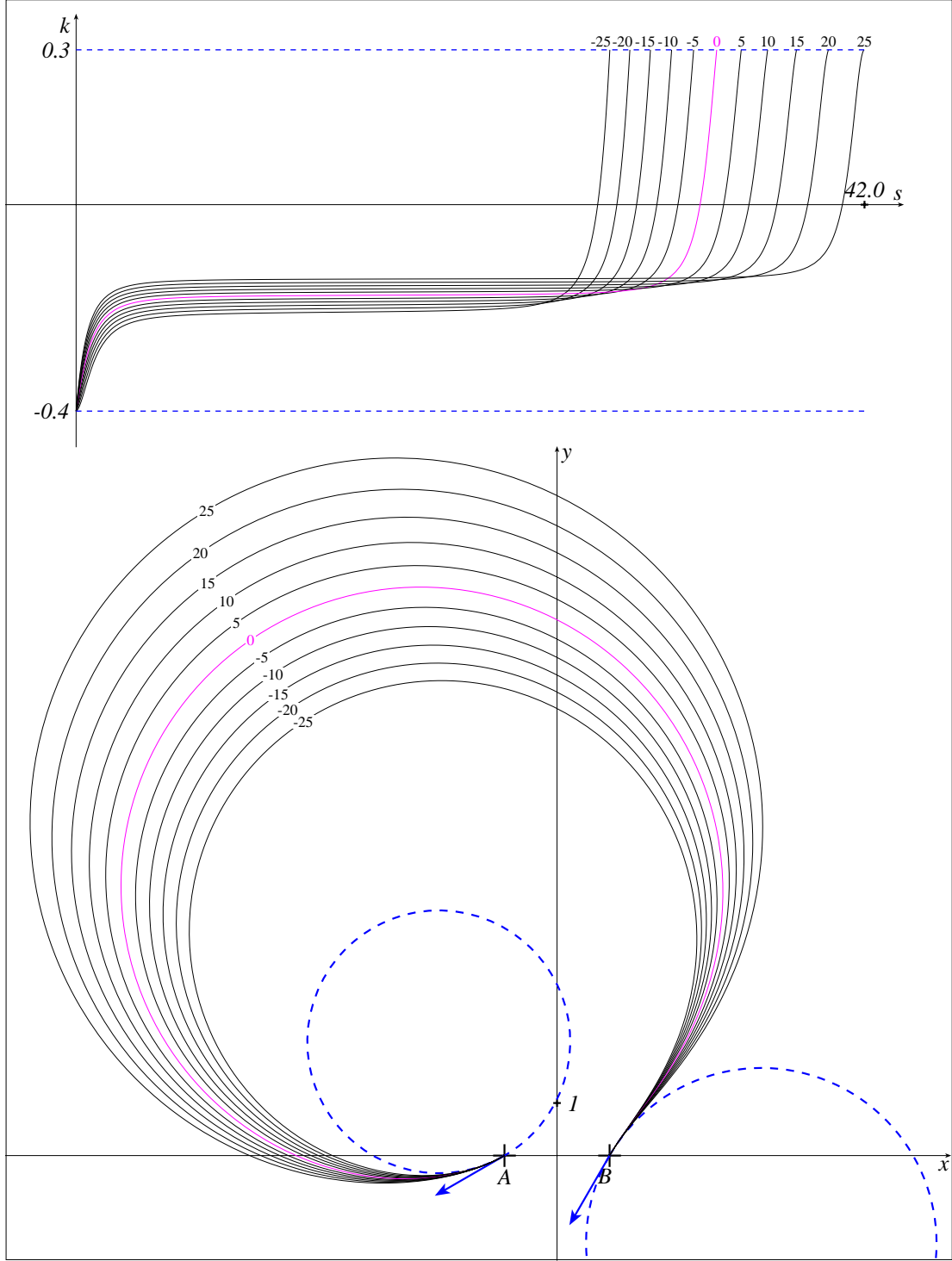


Figure 1. Given G^2 data $\mathcal{K}_A^* = \{-1, 0, -150^\circ, -0.4\}$ and $\mathcal{K}_B^* = \{1, 0, -120^\circ, 0.3\}$ (circles of curvature are shown dashed), $\sigma^* = 90^\circ$. A family of spiral interpolants and their curvature plots (s is arc length). Curves are identified by the family parameter θ (in degrees).

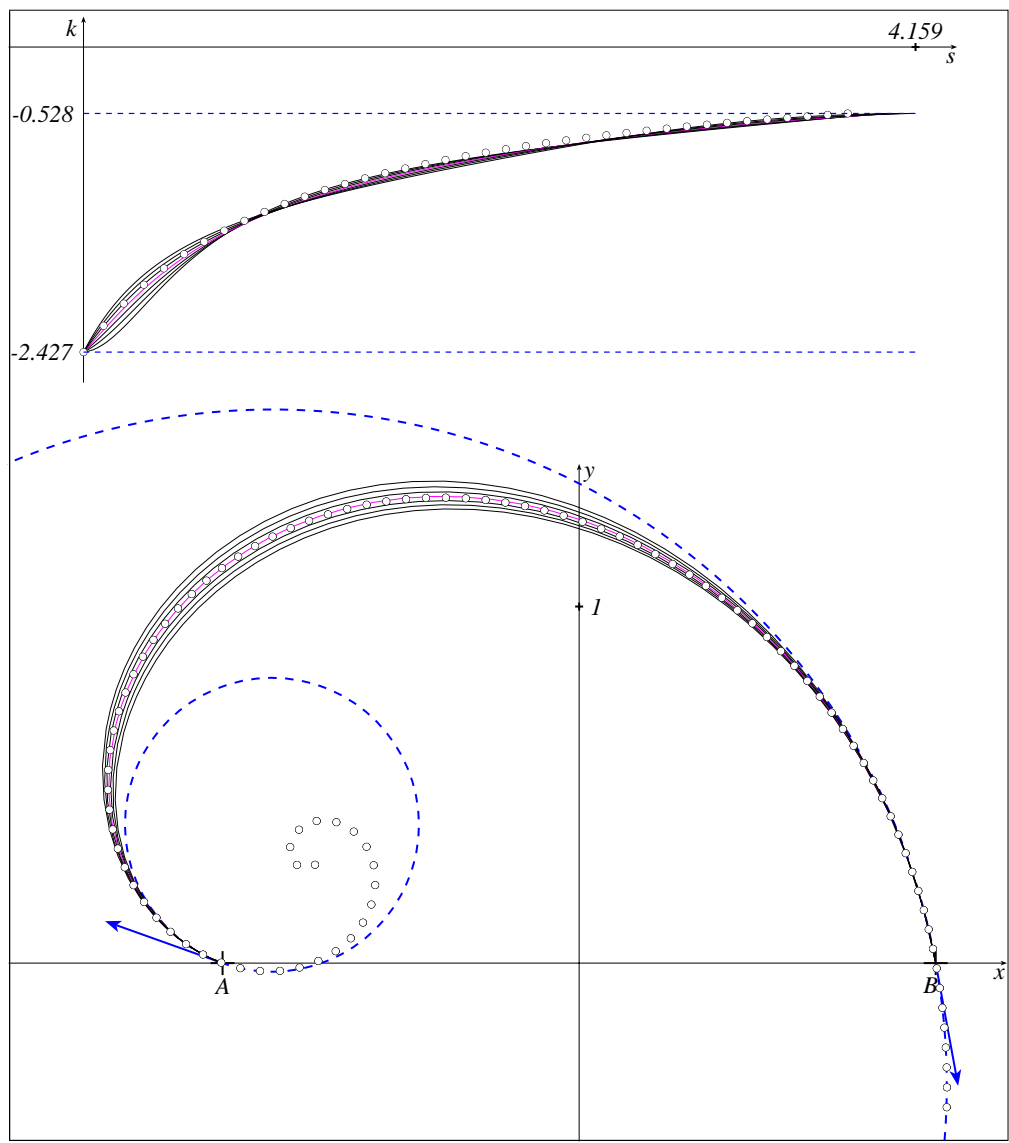


Figure 2. Given G^2 data is borrowed from a logarithmic spiral, represented by dots. A family of spiral interpolants AB and their curvature plots.

we assume non-positive weights $w_{1,2}$. Linear rational reparametrization

$$t \rightarrow \frac{t}{t + (1-t)\sqrt{|w_2|}}$$

maps the segment $t \in [0; 1]$ onto itself continuously, and replaces weights $\{1, w_1, w_2\}$ by

$$\left\{ 1, \pm \frac{w_1}{\sqrt{|w_2|}}, \operatorname{sgn} w_2 \right\} = \{1, w, j\}, \quad j = \pm 1. \quad (2)$$

Conics with parallel end tangents [2, Sec.12.8] can be included into consideration by assuming w tending to zero, while the control point $P_1 = (p, q)$ tends to infinity:

$$w \rightarrow 0, \quad \sqrt{p^2 + q^2} \rightarrow \infty, \quad \text{products} \quad p_w = pw \quad \text{and} \quad q_w = qw \neq 0 \quad (3)$$

remaining finite. With weights (2), and the *normalized position* [4] of an arc, namely,

$$P_0 = A = (-1, 0), \quad P_2 = B = (1, 0),$$

Eq. (1) looks like

$$\begin{aligned} x(t) &= \frac{X(t)}{W(t)}, \\ y(t) &= \frac{Y(t)}{W(t)}, \end{aligned} \quad \text{where} \quad \begin{cases} X(t) = -(1-t)^2 + 2p_w(1-t)t + jt^2, \\ Y(t) = 2q_w t(1-t), \\ W(t) = (1-t)^2 + 2w(1-t)t + jt^2. \end{cases} \quad (4)$$

The sides of the control polygon, $h_1 = |AP_1|$ and $h_2 = |P_1B|$, also have weighted versions $h_{1w} = |wh_1|$ and $h_{2w} = |wh_2|$, finite in the case of infinite control point (3):

$$\begin{aligned} h_1 &= |AP_1| = \sqrt{(1+p)^2 + q^2}, & h_2 &= |P_1B| = \sqrt{(1-p)^2 + q^2}, \\ h_{1w} &= \sqrt{(w+p_w)^2 + q_w^2}, & h_{2w} &= \sqrt{(w-p_w)^2 + q_w^2}. \end{aligned} \quad (5)$$

Calculating corresponding derivatives yields the direction $\tau(t)$ of the tangent vector $(\cos \tau(t), \sin \tau(t))^T$, and the curvature function

$$k(t) = -8jq_w \frac{W(t)^3}{G(t)^{3/2}}, \quad \text{where} \quad G(t) = [X'(t)W(t) - X(t)W'(t)]^2 + [Y'(t)W(t) - Y(t)W'(t)]^2. \quad (6)$$

Boundary G² data $\{-1, 0, \alpha=\tau(0), a=k(0)\}$ and $\{1, 0, \beta=\tau(1), b=k(1)\}$ for conic arc (4) are:

$$\begin{aligned} \cos \alpha &= \frac{w}{|w|} \cdot \frac{1+p}{h_1} = \frac{w+p_w}{h_{1w}}, & \sin \alpha &= \frac{w}{|w|} \cdot \frac{q}{h_1} = \frac{q_w}{h_{1w}}, & a &= -j \frac{w}{|w|} \cdot \frac{q}{w^2 h_1^3} = -j \frac{q_w}{h_{1w}^3}; \\ \cos \beta &= j \frac{w}{|w|} \cdot \frac{1-p}{h_2} = j \frac{w-p_w}{h_{2w}}, & \sin \beta &= -j \frac{w}{|w|} \cdot \frac{q}{h_2} = -j \frac{q_w}{h_{2w}}, & b &= -\frac{w}{|w|} \cdot \frac{q}{w^2 h_2^3} = -\frac{q_w}{h_{2w}^3}. \end{aligned} \quad (7)$$

Fraction $\frac{w}{|w|}$ for $w = 0$ is considered as the corresponding limit, equal to ± 1 , according to particular application.

3. Spiral conic arcs

The implicit equation $a_{11}x^2 + 2a_{12}xy + a_{22}y^2 + 2a_{10}x + 2a_{20}y + a_{00} = 0$ of curve (4) is

$$q_w^2 x^2 - 2p_w q_w xy + (p_w^2 + j - w^2) y^2 + 2w q_w y - q_w^2 = 0. \quad (8)$$

Invariants of the quadratic form are

$$\begin{aligned} I_3 &= \begin{vmatrix} a_{11} & a_{12} & a_{10} \\ a_{12} & a_{22} & a_{20} \\ a_{10} & a_{20} & a_{00} \end{vmatrix} = -jq_w^4, & I_2 &= \begin{vmatrix} a_{11} & a_{12} \\ a_{12} & a_{22} \end{vmatrix} = (j - w^2)q_w^2, \\ I_1 &= a_{11} + a_{22} = p_w^2 + q_w^2 + j - w^2. \end{aligned}$$

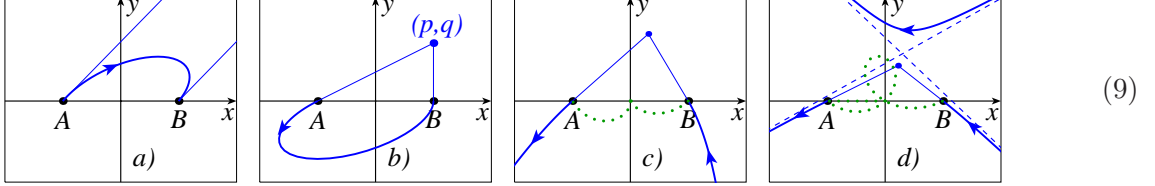
This is conic when $I_3 \neq 0$, i.e. $q_w \neq 0$.

1. Let $j = 1$. Then $I_3 < 0$, $I_2 = q_w^2(1-w^2)$, $I_1 = p_w^2 + q_w^2 + 1 - w^2$, i.e.

$$\begin{aligned} |w| < 1 : & \text{ ellipse} & (I_1 I_3 < 0, & I_2 > 0); \\ |w| = 1 : & \text{ parabola} & (I_3 \neq 0, & I_2 = 0); \\ |w| > 1 : & \text{ hyperbola} & (I_3 \neq 0, & I_2 < 0). \end{aligned}$$

Conics with $j = 1, w > 0$ have been studied for spirality in [3]. Let us exclude non-spiral cases $w \leq 0$.

- a) Ellipse with $w = 0$ has (anti)parallel end tangents, is centered in the origin, and the arc AB includes one or two vertices between endpoints.



- b) For an ellipse with $-1 < w < 0$ we see from (7) that either $|\alpha| > \pi/2$ ($\cos \alpha < 0$ when $p > -1$), or $|\beta| > \pi/2$ (when $p < 1$), or both. Such elliptic arc definitely includes vertices.
- c) Parabola with $w = -1$ includes the infinite point at $t = \frac{1}{2}$, producing a cusp under inversion (dotted curve).
- d) Hyperbolic infinite points are acceptable. But both roots $t_{1,2} = \frac{1}{2} \left(1 \pm \sqrt{\frac{w+1}{w-1}} \right)$ of the equation $W(t) = 0$ are inside the interval $(0; 1)$. The curve includes the entire branch $t \in (t_1; t_2)$ with its vertex.

2. Let $j = -1$. Then $I_3 \neq 0$, $I_2 < 0$. This is a hyperbola with discontinuities at

$$t_1 = \frac{w-1 - \sqrt{1+w^2}}{2w}, \quad t_2 = \frac{w-1 + \sqrt{1+w^2}}{2w} = \frac{1}{1-w + \sqrt{1+w^2}};$$

$$w > 0 : \quad t_1 < 0 < t_2 < 1;$$

$$w < 0 : \quad 0 < t_2 < 1 < t_1;$$

$$w = 0 : \quad t_1 = \infty, t_2 = \frac{1}{2}.$$

Exactly one discontinuity, t_2 , falls into the interval $t \in (0; 1)$. The hyperbola may have no vertices.

The above considerations have excluded some evident non-spiral cases. The rest requires more detailed analysis for the absence of vertices.

Let $K_{1,2}(x, y) = 0$ be equations of two circles,

$$\begin{aligned} K_1(x, y) &= (x + x_w)^2 + y^2 - r_w^2, \\ K_2(x, y) &= (x - x_w)^2 + y^2 - r_w^2, \end{aligned} \quad r_w = \frac{j}{2w^2}, \quad x_w = 1 - r_w, \quad (11)$$

centered at $(\mp x_w, 0)$, both of radius $|r_w|$. The first one (the left one) passes through point $A = (-1, 0)$, the second through $B = (1, 0)$. If $r_w = +1$, two circles are coincident with the unit circle.

Proposition 1. *Convex conic ($j = 1$) is vertex-free if*

$$w \geq \frac{1}{\sqrt{2}}, \quad p \neq 0, \quad K_1(p, q) \cdot K_2(p, q) \leq 0. \quad (12a)$$

Discontinuous conic ($j = -1$) is vertex-free if

$$\begin{aligned} \text{either } w &> 0, \quad K_1(p, q) \leq 0, \\ \text{or } w &< 0, \quad K_2(p, q) \leq 0. \end{aligned} \quad (12b)$$

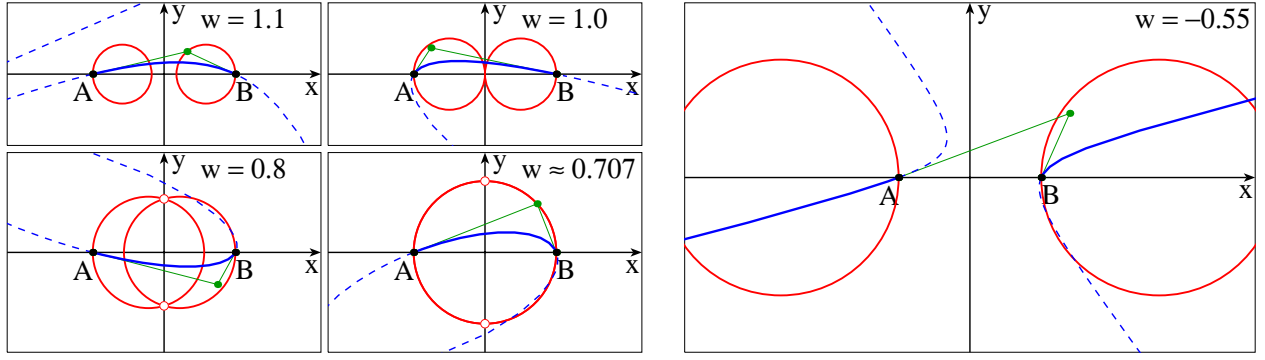


Figure 3. Bounding circles (11)

Four convex cases are shown at the left side of Figure 3. Condition $w \geq \frac{1}{\sqrt{2}}$ is equivalent to $0 < r_w \leq 1$. The proof for (12a) is given in [3] as Theorem 9.1.

Proof. To prove (12b) we first link expressions for $K_{1,2}(p, q)$,

$$K_1(p, q) = [p + (1 - r_w)]^2 + q^2 - r_w^2 = \frac{w^2 h_1^2 - j(1 + p)}{w^2}, \quad K_2(p, q) = \dots = \frac{w^2 h_2^2 - j(1 - p)}{w^2},$$

with derivatives of curvature (6):

$$k'(0) = -6jq \frac{jw^2 h_1^2 - j(p + 1)}{|w|^3 h_1^5} \equiv -6jq \frac{K_1(p, q)}{|w| h_1^5}, \quad k'(1) = 6jq \frac{jw^2 h_2^2 - j(1 - p)}{|w|^3 h_2^5} \equiv 6jq \frac{K_2(p, q)}{|w| h_2^5}.$$

Let $w > 0$, $q > 0$. There is exactly one discontinuity (10) at $t = t_2 \in (0, 1)$. The curve consists of two infinite branches, $t \in [0; t_2)$ and $t \in (t_2; 1]$. Positive curvature $k(0) = a > 0$ (7) approaches zero as the curve approaches the asymptota ($t \rightarrow t_2$),

(a) either increasing [$k'(0) > 0$] up to the vertex, and then decreasing to zero;

(b) or monotonously decreasing to zero [$k'(0) \leq 0$].

The case (b) means the absence of vertex in $t \in [0, t_2]$. Decreasing [$k'(t) \leq 0$] must continue in $t \in (t_2; 1]$ up to $t = 1$, not turning into increasing:

$$k'(0) \leq 0 \iff K_1(p, q) \leq 0, \quad k'(1) \leq 0 \iff K_2(p, q) \geq 0.$$

Provided $K_1 \leq 0$, the condition $K_2 > 0$ holds automatically: any point inside the left circle is outside the right one.

With $w > 0$, but $q < 0$, negative curvature $a = k(0) < 0$ must increase to zero when $t \rightarrow t_2$, and must continue increasing in $(t_2; 1]$: $k'(0) \geq 0$ and $k'(1) \geq 0$ also yield $K_1(p, q) \leq 0$ and $K_2(p, q) \geq 0$.

For $w < 0$ we obtain similarly $K_2(p, q) \leq 0$, and automatical $K_1(p, q) > 0$. \square

To distinguish the cases of increasing/decreasing curvature, consider the difference $b - a$ of end curvatures, whose sign, under condition of curvature monotonicity, is Möebius invariant:

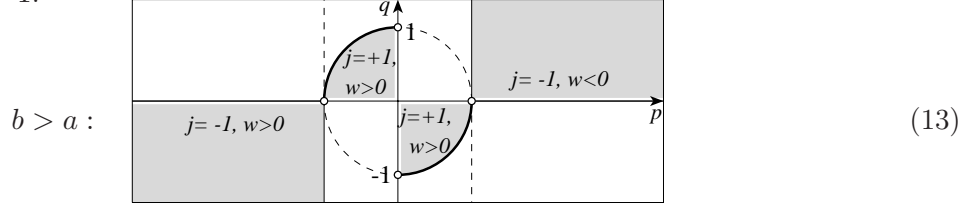
$$b - a = -\frac{w}{|w|} \frac{q}{w^2 h_1^3 h_2^3} (h_1^3 - j h_2^3);$$

$$j = +1 \ (w > 0): \quad \text{sgn}(h_1^3 - h_2^3) = \text{sgn } p \implies \text{sgn}(b - a) = -\text{sgn}(pq);$$

$$j = -1 \ (w \leq 0): \quad \text{sgn}(h_1^3 + h_2^3) = 1 \implies \text{sgn}(b - a) = -\text{sgn}(qw).$$

The unit circle $p^2 + q^2 \leq 1$ covers all smaller circles (12a). Two halfplanes $|p| > 1$ cover all circles (12b). Two shaded sectors (with bold boundaries), and two shaded quadrants cut therefrom

the regions, where a control point (p, q) could be located, generating a spiral conic arc with *increasing* curvature, $\text{sgn}(b - a) = 1$:



4. Construction of the family of spirals

4.1. Given data

The set of G^2 data, denoted as $\mathcal{K} = \{x, y, \tau, k\}$, includes point (x, y) , direction of unit tangent $\mathbf{n}(\tau) = (\cos \tau, \sin \tau)$, and curvature k at this point. Given G^2 data is assumed to be *normalized*:

$$\mathcal{K}_A^* = \{-1, 0, \alpha^*, a^*\}, \quad \mathcal{K}_B^* = \{1, 0, \beta^*, b^*\}. \quad (14)$$

Superscript $*$ is used to denote given data or derived quantities, such as

$$g_1^* = a^* + \sin \alpha^*, \quad g_2^* = b^* - \sin \beta^*, \quad Q^* = g_1^* g_2^* + \sin^2 \frac{\alpha^* + \beta^*}{2} < 0. \quad (15)$$

Condition $Q^* < 0$ means that a non-biarc spiral, matching given data, exists (see [4, St. 2]).

In the following sections only the case of increasing curvature is considered. For decreasing curvature it is proposed to apply symmetry about the x -axis by replacing

$$\alpha^* := -\alpha^*, \quad \beta^* := -\beta^*, \quad a^* := -a^*, \quad b^* := -b^* \quad [g_1^* := -g_1^*, \quad g_2^* := -g_2^*]. \quad (16)$$

For increasing curvature $g_1^* < 0, g_2^* > 0$ ([4, St. 6]).

After bringing boundary angles α^*, β^* to the range $(-\pi; \pi]$ the condition $\alpha^* + \beta^* > 0$ should be verified (Vogt's theorem, see [5, Sec. 2]). If it holds, a *short spiral* exists, matching given data (14). Otherwise a spiral is forced to make a turn near one of the endpoints, thus becoming *long*. Continuous (*cumulative*) definition of boundary angles [5, Sec. 4] requires correction, either $\alpha := \alpha + 2\pi$, or $\beta := \beta + 2\pi$. We do not need to know, which one should be applied¹. It is sufficient to know the exact value of the invariant σ^* , and correct values of sines and cosines of half-angles $\frac{\alpha^* \pm \beta^*}{2}$. Define therefore

$$\begin{aligned} \text{if } \alpha^* + \beta^* > 0: \quad \sigma^* &= \alpha^* + \beta^*, & \gamma^* &= \frac{\alpha^* - \beta^*}{2}, & \omega^* &= \frac{\sigma^*}{2}, \\ \text{if } \alpha^* + \beta^* \leq 0: \quad \sigma^* &= \alpha^* + \beta^* + 2\pi, & \gamma^* &= \frac{\alpha^* - \beta^*}{2} \pm \pi, \end{aligned} \quad (17)$$

making σ^* strictly positive. The \pm choice in the redefinition of γ^* does not affect (31a).

In the same manner as in [4], we find a conic arc, sharing invariants σ and Q with given data:

$$\sigma(p, q, w, j) = \sigma^*, \quad Q(p, q, w, j) = Q^*. \quad (18)$$

¹Sometimes it can be detected as follows. If, e.g., increasing curvature $a^* \leq k(s) \leq b^*$ of a long spiral arc remains negative, $a^* < b^* \leq 0$, then total turning angle of the curve is $\beta^* - \alpha^* = \int_0^S k(s) ds < 0$, and α^* is to be corrected: $\alpha^* := \alpha^* + 2\pi$, making both $\alpha^* + \beta^* > 0$, and $\beta^* - \alpha^* < 0$. If $0 \leq a^* < b^*$, the exact cumulative value of β^* is $\beta^* + 2\pi$, with α^* remaining in $(-\pi; \pi]$.

The sought for spiral $\bar{z}(t)$ will be found as the Möbius map of the conic $z(t) = x(t) + iy(t)$ (4),

$$\bar{z}(t) = \text{Mob}(z(t); z_0) \equiv \frac{z_0 + z(t)}{1 + z_0 z(t)}, \quad \text{where} \quad z_0 = \frac{r_0 e^{i\lambda_0} - 1}{r_0 e^{i\lambda_0} + 1} = \frac{r_0 - r_0^{-1} + 2i \sin \lambda_0}{r_0 + r_0^{-1} + 2 \cos \lambda_0} \quad (19)$$

(see Proposition 1 in [4]). The parameters of the map are

$$\begin{aligned} \lambda_0 &= \alpha^* - \alpha \equiv \beta - \beta^* \pmod{2\pi}, \\ r_0 = r_{01} = r_{02}: \quad r_{01} &= \frac{a + \sin \alpha}{g_1^*}, \quad r_{02} = \frac{g_2^*}{b - \sin \beta}, \end{aligned} \quad (20)$$

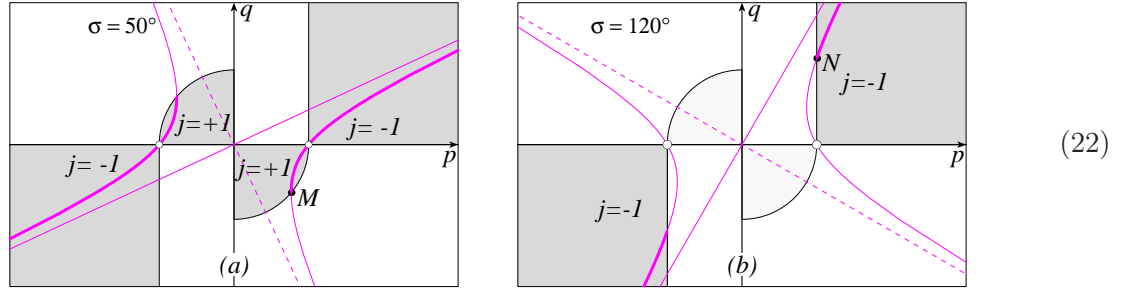
with α, β, a, b defined from (7). Two versions of λ_0 become equivalent as soon as the first equation in (18) is satisfied. Satisfying the second one equates r_{01} and r_{02} .

4.2. Defining Möbius invariant σ of a conic arc

Now we define invariant σ (lens' angular width) for a conic with increasing curvature and control parameters p, q, j . Boundary angles α, β (7), being in the interval $(-\pi, \pi)$, define exactly $\sigma = \alpha + \beta$ for a short arc of conic ($j = 1$). As established in [4, Prop. 3], the locus of control points (p, q) , yielding $\sigma = \sigma^*$, is the part of the hyperbola

$$H(p, q; \sigma^*) = 0, \quad q \neq 0, \quad \text{where} \quad H(p, q; \sigma^*) = \sin \sigma^* (1 - p^2 + q^2) + 2pq \cos \sigma^*, \quad (21)$$

lying in quadrants II, IV (i.e. $pq < 0$, the spirality being possible only within the unit circle). By construction, the whole locus can supply conics with $\sigma \in \{\sigma^*; \sigma^* + \pi; \sigma^* - \pi\}$. The part of the hyperbola in quadrants I, III was useless, when we worked with convex conics ($j = 1$). But it becomes useful as soon as discontinuous conics ($j = -1$) are included into consideration:



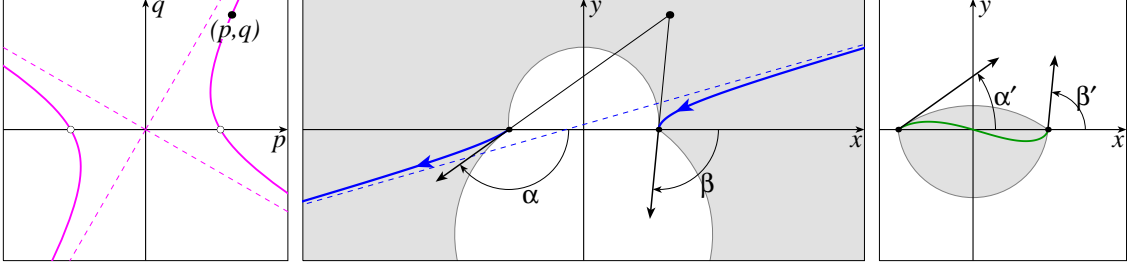
Proposition 2. Conic (4) with $j = -1$ and the control point (p, q) such that

$$pq > 0, \quad H(p, q; \sigma^*) = 0, \quad 0 < \sigma^* < \pi,$$

provides the value of invariant $\sigma = \sigma^*$.

Proof. Let (p, q) , $p > 0$, $q > 0$, be a point on the locus (21). Eqs. (12b), (13) require $p > 1$, $w < 0$. This control point generates conic $z(t)$ with boundary angles α, β . The conic is discontinuous, and

is located within the unbounded lens of the width σ (shown shaded):



Consider lemniscate-like regular spiral, obtained from $z(t)$ by the map $\text{Mob}(z(t); \infty) = \frac{1}{z(t)}$ (19). This map preserves σ , makes the spiral short (and the lens bounded), thus making σ easy to calculate.

The map includes inversion with respect to the unit circle, followed by reflection about the x -axis. Inversion converts α into $-\alpha \pm \pi$, reflection negates the result. So, tangent angles of the curve-image become $\alpha' = \alpha \pm \pi$, $\beta' = \beta \pm \pi$, where $+$ or $-$ should be chosen simply to put each value into the range $(-\pi; \pi)$. The invariant σ is then exactly equal to $\alpha' + \beta'$. From (7) with $p > 1$, $w < 0$, $j = -1$, we deduce

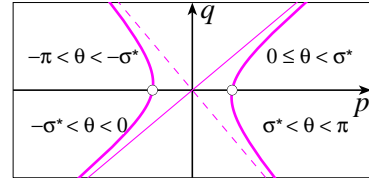
$$\begin{aligned} \cos \alpha < 0, \quad \sin \alpha < 0 &\implies -\pi < \alpha < -\pi/2 \implies \alpha' = \alpha + \pi; \\ \cos \beta < 0, \quad \sin \beta < 0 &\implies -\pi < \beta < -\pi/2 \implies \beta' = \beta + \pi. \end{aligned}$$

So, $\sigma = \alpha' + \beta' = \alpha + \beta + 2\pi$, $0 < \sigma < \pi$, $\sigma = \sigma^*$.

Taking $q < 0$, we arrive to a conic with $w > 0$, the control point in the opposite quadrant, and the same conclusion for σ . \square

Let us parametrize locus (21) in terms of angular parameter $-\pi < \theta = 2\nu < \pi$, which will serve as the parameter of the family of solutions:

$$\begin{aligned} p(\theta) &= \frac{\sin \sigma^*}{\sin \theta} \equiv \frac{\sin \omega^* \cos \omega^*}{\sin \nu \cos \nu}, \quad \nu = \frac{\theta}{2}, \\ q(\theta) &= -\frac{\cos \sigma^* - \cos \theta}{\sin \theta} \equiv \frac{\sin(\omega^* + \nu) \sin(\omega^* - \nu)}{\sin \nu \cos \nu}; \end{aligned} \quad (23)$$



The case of infinite control point, $w = 0$, omitted in Propositions 1, 2, can now be added to the family as $\theta = 0$. It is the infinite point in the direction of the asymptota $q = p \tan \omega^*$, shown solid in (23), in either the first ($\theta \rightarrow +0$) or the third ($\theta \rightarrow -0$) quadrant. Both cases yield identical solutions. Since $\theta = 0$ is assigned to the first quadrant in (23), fractions $\frac{w}{|w|}$ in (7) take the limit value -1 .

The infinite point in the direction of the dashed asymptota is achieved when $\theta \rightarrow \pm\pi$, and yields non-spiral elliptic arc (9a). The parameter range $|\theta| \leq \Theta_1$, where spiral solutions could be found, is limited by either point M with $p^2 + q^2 = 1$ (22a), or point N with $p = 1$ (22b):

$$\Theta_1 = \left\{ \begin{array}{ll} \frac{\pi}{2}, & \text{if } 0 < \sigma^* < \frac{\pi}{2}, \text{ case (22a)} \\ \pi - \sigma^*, & \text{if } \frac{\pi}{2} \leq \sigma^* \leq \pi, \text{ case (22b)} \end{array} \right\} = \min \left(\frac{\pi}{2}, \pi - \sigma^* \right). \quad (24)$$

The sides $h_{1,2}$ (5) of the control polygon obey equalities

$$h_1^2 = \frac{2 - 2 \cos(\sigma^* + \theta)}{\sin^2 \theta}, \quad h_2^2 = \frac{2 - 2 \cos(\sigma^* - \theta)}{\sin^2 \theta},$$

or, taking into account signs (13) and (23),

$$h_1 = j \frac{w}{|w|} \cdot \frac{\sin(\omega^* + \nu)}{\sin \nu \cos \nu}, \quad h_2 = -\frac{w}{|w|} \cdot \frac{\sin(\omega^* - \nu)}{\sin \nu \cos \nu}.$$

Boundary G^2 data (7) now look like

$$\begin{aligned} \cos \alpha &= j \cos(\omega^* - \nu), \quad \sin \alpha = j \sin(\omega^* - \nu), \quad a = -\frac{\sin^2 \nu \cos^2 \nu \sin(\omega^* - \nu)}{w^2 \sin^2(\omega^* + \nu)}; \\ \cos \beta &= j \cos(\omega^* + \nu), \quad \sin \beta = j \sin(\omega^* + \nu), \quad b = \frac{\sin^2 \nu \cos^2 \nu \sin(\omega^* + \nu)}{w^2 \sin^2(\omega^* - \nu)}. \end{aligned} \quad (25)$$

4.3. Defining invariant Q and weight w

For every control point the proper values of weight w will be found by equating inversive invariants $Q^* = Q$ ($= g_1 g_2 + \sin^2 \omega$) for given and conic G^2 data. Choosing control points on the locus (21) assures $\omega^* = \omega$, and reduces $Q^* = Q$ to $g_1^* g_2^* = g_1 g_2$. From (25)

$$\begin{aligned} g_1 &= a + \sin \alpha = \sin(\omega^* - \nu) \left[j - \frac{\sin^2 \nu \cos^2 \nu}{w^2 \sin^2(\omega^* + \nu)} \right], \\ g_2 &= b - \sin \beta = \sin(\omega^* + \nu) \left[-j + \frac{\sin^2 \nu \cos^2 \nu}{w^2 \sin^2(\omega^* - \nu)} \right], \\ g_1 g_2 &= \frac{\sin^4 \theta - 4jw^2 D_1 \sin^2 \theta + 4w^4 D_2^2}{8w^4 D_2}, \end{aligned} \quad (26)$$

$$\begin{aligned} \text{where} \quad D_1 &= 1 - \cos \sigma^* \cos \theta = \sin^2(\omega^* + \nu) + \sin^2(\omega^* - \nu), \quad D_1 > 0; \\ D_2 &= \cos \sigma^* - \cos \theta = -2 \sin(\omega^* + \nu) \sin(\omega^* - \nu), \quad j D_2 > 0. \\ \text{Define also} \quad D_3 &= D_2 - 2g_1^* g_2^* = 1 - 2Q^* - \cos \theta, \quad D_3 > 0; \\ D_0 &= D_1^2 - D_2 D_3 = \sin^2 \theta \sin^2 \sigma^* + 2g_1^* g_2^* D_2. \end{aligned} \quad (27)$$

Equation $g_1^* g_2^* = g_1 g_2$ is biquadratic for the weight w :

$$4w^4 D_2 D_3 - 4jw^2 D_1 \sin^2 \theta + \sin^4 \theta = 0,$$

The equivalent equation for $N = \frac{w^2}{\sin^2 \theta}$, and its roots look like

$$4N^2 D_2 D_3 - 4jN D_1 + 1 = 0, \quad N_{1,2} = \frac{1}{2} \frac{D_1 \pm \sqrt{D_0}}{j D_2 D_3}; \quad w = \pm \sin \theta \sqrt{N}. \quad (28)$$

The term $\sin \theta$, singled-out in $w = \pm \sin \theta \sqrt{N}$, will be cancelled out of fractions like

$$|p_w| = |pw| = \left| \frac{\sin \sigma^*}{\sin \theta} \cdot \sqrt{N} \sin \theta \right|,$$

thus eliminating singularity in treatment the case of infinite control point. To get proper signs of w, p_w, q_w , we put the sign into the factor $n_w = \pm 1$, making $w < 0$ in the first quadrant only (13):

$$n_w = \text{sgn}(\theta - \sigma^*), \quad w = n_w \sin \theta \sqrt{N}, \quad p_w = n_w \sin \sigma^* \sqrt{N}, \quad q_w = -n_w (\cos \sigma^* - \cos \theta) \sqrt{N}. \quad (29)$$

Discriminant $D_0(\theta)$ is an even function of θ , positive at $\theta = 0$ [$D_0(0) = -4g_1^* g_2^* \sin^2 \omega^*$], and monotone decreasing in $[0; \pi]$. So, the range $|\theta| \leq \Theta_0$, such that $D_0 \geq 0$, is given by the equation $D_0(\Theta_0) = 0$:

$$\cos \Theta_0 = \frac{2g_1^* g_2^* \cos \sigma^* + \sin^2 \sigma^*}{g_1^* g_2^* - \sqrt{g_1^{*2} g_2^{*2} + 2g_1^* g_2^* \sin^2 \sigma^* \cos \sigma^* + \sin^4 \sigma^*}}. \quad (30)$$

4.4. Defining resulting spiral

First, we rewrite spirality tests (12) in terms of parameter θ . E. g., test (12b),

$$j = -1 \wedge w > 0 \wedge K_1(p, q) \leq 0 \quad \text{goes with} \quad -\sigma^* < \theta < 0 \quad (-\omega^* < \nu < 0), \quad \text{i. e.} \quad \sin \theta < 0, \quad \sin(\omega^* + \nu) > 0,$$

and can be transformed as

$$\begin{aligned} w^2 K_1(p, q) &= h_1^2 w^2 + p + 1 = 4 \sin^2(\omega^* + \nu) N + \frac{\sin \sigma^*}{\sin \theta} + 1 = \\ &= \left[\frac{2 \sin(\omega^* + \nu)}{\sin \theta} \right] [2N \sin(\omega^* + \nu) \sin \theta + \cos(\omega^* - \nu)] \leq 0, \end{aligned}$$

the first term being negative. Similarly, the test $j = -1 \wedge w < 0 \wedge K_2(p, q) \leq 0$ is applied when $0 \leq \theta < \sigma^*$, and transforms to

$$h_2^2 w^2 - p + 1 \leq 0 \quad \implies \quad 2N \sin(\omega^* - \nu) \sin \theta - \cos(\omega^* + \nu) \leq 0.$$

Both, unified for $|\theta| < \sigma^*$ ($|\nu| < \omega^*$), take form (34b). Likewise, (12a) can be rewritten as (34a).

Now let us express in terms of $\nu = \frac{1}{2}\theta$ parameters λ_0, r_0 (20). Substitutions (25) for $\lambda_0 = \alpha^* - \alpha = \omega^* + \gamma^* - \alpha$ yield

$$\cos \lambda_0 = j \cos(\gamma^* + \nu), \quad \sin \lambda_0 = j \sin(\gamma^* + \nu). \quad (31a)$$

To calculate r_0 , combine its two versions (20): $r_0^2 = r_{01} r_{02}$, i. e.

$$\begin{aligned} r_{01} &= \frac{g_1}{g_1^*} \stackrel{(26)}{=} \frac{\sin(\omega^* - \nu)}{g_1^*} \cdot \left[j - \frac{1}{4N \sin^2(\omega^* + \nu)} \right]; \\ r_{02} &= \frac{g_2^*}{g_2} \stackrel{(26)}{=} \frac{g_2^*}{\sin(\omega^* + \nu)} \cdot \left[\frac{1}{4N \sin^2(\omega^* - \nu)} - j \right]^{-1}; \\ r_0 &= \sqrt{r_{01} r_{02}} = \sqrt{-\frac{g_2^*}{g_1^*}} \cdot \sqrt{-j \frac{\sin^3(\omega^* - \nu)}{\sin^3(\omega^* + \nu)}} \cdot \sqrt{\frac{4N \sin^2(\omega^* + \nu) - j}{4N \sin^2(\omega^* - \nu) - j}}; \end{aligned} \quad (31b)$$

To write explicitly the parametric equation (19) of the resulting spiral $\bar{z}(t)$, denote

$$X_0 = r_0 - r_0^{-1}, \quad Y_0 = 2 \sin \lambda_0, \quad W_0 = r_0 + r_0^{-1} + 2 \cos \lambda_0, \quad z_0 = \frac{X_0 + iY_0}{W_0}, \quad \text{and} \quad W_1 = r_0 + r_0^{-1} - 2 \cos \lambda_0.$$

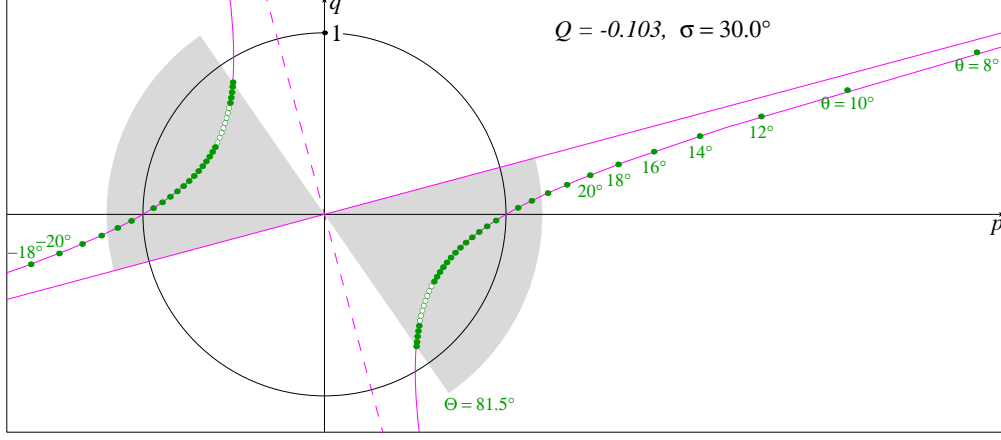


Figure 4. Locus (23) for $\sigma^* = 30^\circ$; control points are taken with the step $\Delta\theta = 2^\circ$; bullets mark control points, yielding (for given $Q^* = -0.103$) spiral solutions

In the final expression functions $X(t), Y(t), W(t)$ from (4) are abbreviated as X, Y, W :

$$\bar{z}(t) = \frac{(X_0^2 + Y_0^2 + W_0^2)XW + X_0W_0(X^2 + Y^2 + W^2) + i[Y_0W_0(W^2 - X^2 - Y^2) + (W_0^2 - X_0^2 - Y_0^2)YW]}{W_0^2W^2 + 2W_0W[X_0X - Y_0Y] + (X_0^2 + Y_0^2)(X^2 + Y^2)}.$$

Because $X_0^2 + Y_0^2 = W_0W_1$, W_0 can be cancelled out:

$$\begin{aligned} \bar{z}(t) &= \frac{(W_0 + W_1)WX + X_0(X^2 + Y^2 + W^2) + i[Y_0(W^2 - X^2 - Y^2) + (W_0 - W_1)YW]}{W^2 + 2W(X_0X - Y_0Y) + W_1(X^2 + Y^2)} = \\ &= \frac{r_0[(X + W)^2 + Y^2] - r_0^{-1}[(X - W)^2 + Y^2] + 2i[(W^2 - X^2 - Y^2)\sin\lambda_0 + 2YW\cos\lambda_0]}{r_0[(X + W)^2 + Y^2] + r_0^{-1}[(X - W)^2 + Y^2] + 2[(W^2 - X^2 - Y^2)\cos\lambda_0 - 2YW\sin\lambda_0]}. \end{aligned} \quad (32)$$

4.5. Step-by-step construction of the family of sought for curves

We assume that G^2 Hermite data to be matched have been brought to the standard normalized form (14). Below the construction is described step-by-step.

1. Calculate g_1^*, g_2^* , and invariant Q^* (15) from given data. Continue if $Q^* < 0$.
2. If the curvature is decreasing ($a^* > b^*$), convert given data by assignments (16). Bring boundary angles α^*, β^* to the range $(-\pi; \pi]$, and define $\sigma^*, \omega^*, \gamma^*$, following (17). The algorithm is not applicable for data with wide lens, $\sigma^* > \pi$. Try to split the path, and apply the algorithm to each subpath ([4, Sec.9]).
3. The parameter range, where spiral solutions could be found (24,30), is

$$|\theta| \leq \Theta, \quad \Theta = \min\left(\frac{\pi}{2}, \pi - \sigma^*, \Theta_0\right). \quad (33)$$

To scan the range, prepare an array of parameters, e. g., $\theta \in \{0, \pm\Delta\theta, \pm2\Delta\theta, \dots\}$, with some sufficiently small step $\Delta\theta$, avoiding $\theta = \pm\sigma^*$ (to avoid $q = 0$). Note that solution for $\theta = 0$ definitely exists.

In Figure 4 control points are chosen with $\Delta\theta = 2^\circ$; sectors $|\theta| \leq \Theta$ are shown shaded.

4. For every θ calculate $D_{1,2,3,0}$ (27). Create one or two tuples $\{\theta, j, N\}$ with $N > 0$, namely:

$$\begin{aligned} & \text{if } |\theta| < \sigma^*, \text{ create } \{\theta, j = -1, N = N_2\}; \\ & \text{otherwise create } \{\theta, j = +1, N = N_2\} \quad \text{and} \quad \{\theta, j = +1, N = N_1\}; \\ & \text{here } N_1 = \frac{1}{2} \frac{j}{D_1 + \sqrt{D_0}}, \quad N_2 = \frac{1}{2} \frac{D_1 + \sqrt{D_0}}{jD_2D_3}. \end{aligned}$$

5. For every tuple perform spirality test:

$$\text{if } j = +1: \quad \begin{cases} [2N \sin(\omega^* + \nu) \sin \theta - \cos(\omega^* - \nu)][2N \sin(\omega^* - \nu) \sin \theta + \cos(\omega^* + \nu)] \geq 0, \\ 2N \sin^2 \theta \geq 1 \quad \left(\text{i.e. } w \geq \frac{1}{\sqrt{2}} \right); \end{cases} \quad (34a)$$

$$\text{if } j = -1: \quad 2N \sin(\omega^* - |\nu|) \sin |\theta| - \cos(\omega^* + |\nu|) \leq 0. \quad (34b)$$

Reject the tuple, if the test fails. Attach w, p_w, q_w (29) to the retained tuples.

6. For every 6-tuple $\{\theta, j, N, w, p_w, q_w\}$ there exists a spiral conic arc $z(t) = x(t) + iy(t)$ (4). Define parameters r_0, λ_0 (31). The resulting curve $\bar{z}(t) = \bar{x}(t) + i\bar{y}(t)$ is given by (32).

Returning to decreasing curvature, if it was the case in Step 2, is done by negating $\bar{y}(t)$.

5. Reducing rational 4th degree interpolant to 3rd degree

Map (19) can be decomposed into elementary transforms, namely

$$\text{Mob}(z, z_0) = \frac{1 - z_0^{-2}}{z + z_0^{-1}} + z_0^{-1}.$$

The last term is responsible for translation, the numerator performs scaling + rotation, and the denominator includes inversion + reflection. Only inversion affects the degree of the curve-image. The center of inversion is the point $z_1 = -z_0^{-1}$.

If the center of inversion lies on the conic, the resulting 4th degree curve is reducible to 3rd degree. To see it, let us take the center z_1 on the original curve (4):

$$z_1 = z(T) = \frac{X_1}{W_1} + i \frac{Y_1}{W_1}, \quad X_1 = X(T), \quad Y_1 = Y(T), \quad W_1 = W(T).$$

Inversion+reflection look like

$$\frac{1}{z(t) - z_1} = \frac{W_1 W(t)}{\underbrace{[W_1 X(t) - X_1 W(t)]}_{=(t-T)A(t)} + i \underbrace{[W_1 Y(t) - Y_1 W(t)]}_{=(t-T)B(t)}} = \frac{W_1 W(t) [A(t) - iB(t)]}{(t-T) [A^2(t) + B^2(t)]}.$$

Polynomials $A(t)$ and $B(t)$ being linear, the resulting curve is 3rd degree rational.

The center of inversion of map (19) is

$$z_1 = -z_0^{-1} = \frac{1 + r_0 e^{i\lambda_0}}{1 - r_0 e^{i\lambda_0}} = \frac{X_1 + iY_1}{W_1}, \quad \text{where} \quad \begin{aligned} X_1 &= r_0^{-1} - r_0, & Y_1 &= 2 \sin \lambda_0, \\ W_1 &= r_0^{-1} + r_0 - 2 \cos \lambda_0. \end{aligned} \quad (35)$$

Condition that the center (35) belongs to the conic (8),

$$q^2 X_1^2 - 2pq X_1 Y_1 + \left(p^2 + \frac{j}{w^2} - 1 \right) Y_1^2 + 2q Y_1 W_1 - q^2 W_1^2 = 0,$$

takes form

$$qq'(r_0+r_0^{-1})+pq(r_0-r_0^{-1})\sin\lambda_0-q^2-q'^2+\sin^2\lambda_0\left(p+\frac{j}{N\sin^2\theta}\right)=0, \quad \text{where} \quad q'=q\cos\lambda_0+\sin\lambda_0,$$

and w^2 is replaced according to (28). The result is linear in N^{-1} , and remains such after substituting $r_{01} \pm r_{02}^{-1}$ for $r_0 \pm r_0^{-1}$ (31b). Further substitutions, (23), (31a), simplify to

$$2jN = \frac{1}{\cos\sigma^* - \cos\theta} \cdot \frac{f_1(\theta)}{f_2(\theta)},$$

where $f_{1,2}$ are linear functions of $\cos\theta, \sin\theta$. Conversion to polynomials of $v = \tan\frac{\theta}{2}$ looks like

$$4jN = \frac{1+v^2}{v^2\cos^2\omega^* - \sin^2\omega^*} \cdot \frac{A_1v^2 + B_1v + C_1}{A_2v^2 + C_2}, \quad (36)$$

where

$$\begin{aligned} B_1 &= g_1^*g_2^*\sin(\alpha^*-\beta^*) + (g_1^*\sin\beta^* + g_2^*\sin\alpha^*)\sin(\alpha^*+\beta^*); \\ A_1 - A_2 &= 2g_1^*g_2^*\sin\alpha^*\sin\beta^*; \\ A_1 + A_2 &= 2\cos^2\omega^*(g_1^*g_2^* + g_1^*\sin\beta^* - g_2^*\sin\alpha^*); \\ C_1 - C_2 &= 2\sin^2\omega^*(g_1^*g_2^* + g_1^*\sin\beta^* - g_2^*\sin\alpha^*); \\ C_1 + C_2 &= -(A_1 + A_2). \end{aligned}$$

It remains to substitute N into (28), rewritten below in terms of v :

$$\left(\frac{4jN}{1+v^2}\right)^2 (v^2\cos^2\omega^* - \sin^2\omega^*)[v^2\cos^2\omega^* - \sin^2\omega^* - g_1g_2(1+v^2)] - \frac{8jN}{1+v^2}(v^2\cos^2\omega^* + \sin^2\omega^*) + 1 = 0$$

We obtain the 6th degree algebraic equation

$$\begin{aligned} &\cos^2\omega^*[(A_1-A_2)v^2 + B_1v + C_1-C_2]^2v^2 - \\ &- \sin^2\omega^*[(A_1+A_2)v^2 + B_1v + C_1+C_2]^2 - g_1^*g_2^*(A_1v^2 + B_1v + C_1)^2(1+v^2) = 0. \end{aligned} \quad (37)$$

Finding roots of polynomials does not pose numerical problems. For each real root v define $\nu = \arctan v$, $\theta = 2\nu$, $j = \text{sgn}(|\theta| - \sigma^*)$, and N from (36). Keep only roots, yielding $N > 0$. If the solution passes spirality test (34), define r_0 , λ_0 , and the center of inversion (35). As the center is the point $x(T), y(T)$ on the conic (4), T can be found from the system of equations

$$W_1 \cdot X(T) = X_1 \cdot W(T) \quad \wedge \quad W_1 \cdot Y(T) = Y_1 \cdot W(T),$$

considered as linear system in T and T^2 :

$$\begin{aligned} T &= \frac{q_w(X_1 + W_1) + (j - p_w - w)Y_1}{q_w[X_1 + W_1 - j(X_1 - W_1)] + [j(p_w - w + 2) - (p_w + w)]Y_1} = \\ &= \frac{(p_w + w - j)\sin\lambda_0 + q_w(\cos\lambda_0 - r_0^{-1})}{[p_w + w - j(p_w - w + 2)]\sin\lambda_0 + q_w(1 + j)\cos\lambda_0 - q_w(r_0^{-1} + jr_0)}. \end{aligned}$$

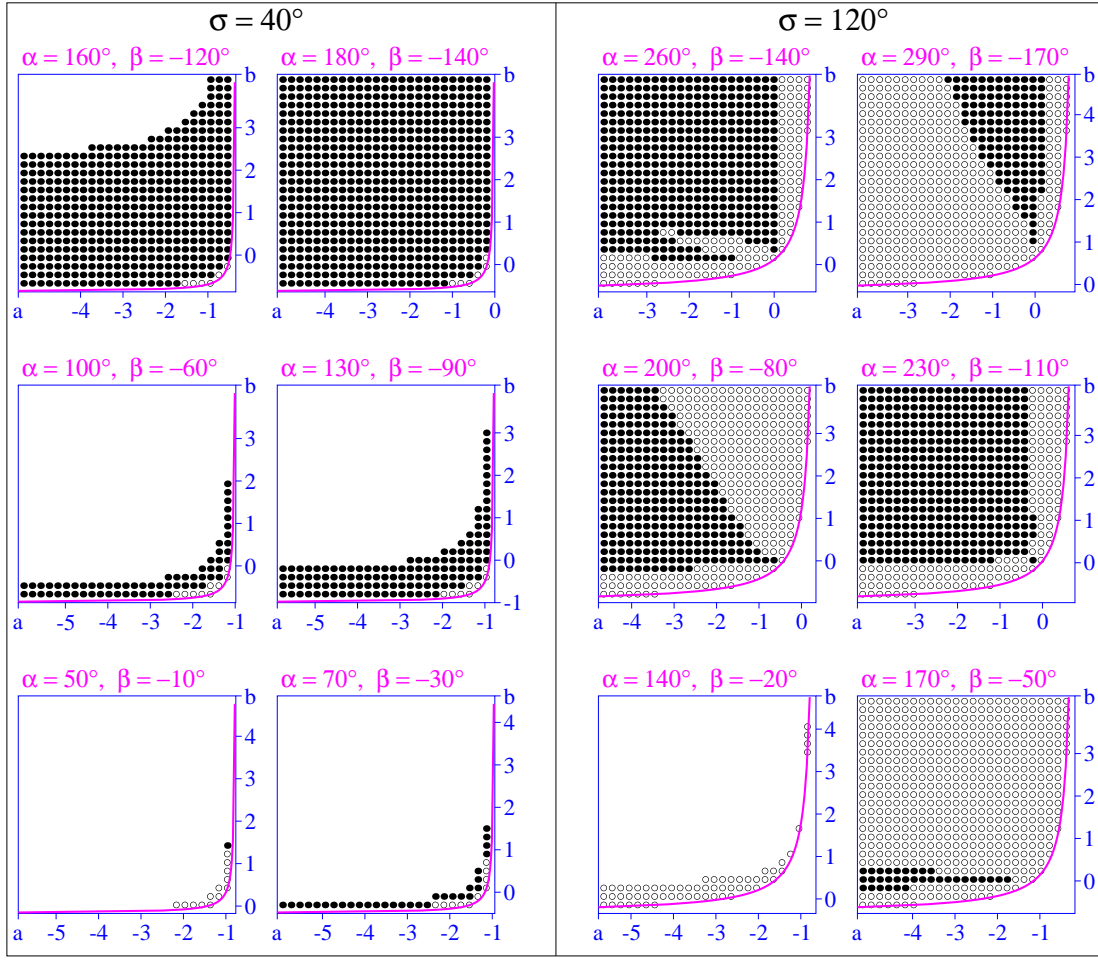


Figure 5. Existence of cubic rational interpolants, inversions of conics, for $\sigma^* = 40^\circ$ and $\sigma^* = 120^\circ$. Circles mark regions in curvature space (a, b) for fixed pairs α, β , where Eq.(37) yields rational cubic (i.e. $N > 0$). Black circles mark spiral solutions.

Curve (32) becomes cubic after cancellation of $(t - T)$ from its numerator and denominator. To express it explicitly, denote

$$\mathcal{B}_x^{(n)}(a_0, \dots, a_n) = \sum_{i=0}^n a_i (1-x)^{n-i} x^i, \quad \text{and} \quad \bar{z}(t) = \frac{X_3(t) + iY_3(t)}{W_3(t)} :$$

$$\begin{aligned} X_3(t) = & \mathcal{B}_t^{(3)} \left(\mathcal{B}_T^{(3)}(0, h_{1w}^2, 2j(p_w + w), 1), \right. \\ & \mathcal{B}_T^{(1)}(1, -2(p_w - w)) \cdot \mathcal{B}_T^{(2)}(h_{1w}^2, 2j(p_w + w), 1), \\ & \mathcal{B}_T^{(1)}(2j(p_w + w), 1) \cdot \mathcal{B}_T^{(2)}(1, -2(p_w - w), h_{2w}^2), \\ & \left. \mathcal{B}_T^{(3)}(1, -2(p_w - w), h_{2w}^2, 0) \right); \end{aligned}$$

$$Y_3(t) = 2q_w \cdot \mathcal{B}_t^{(3)} \left(0, \mathcal{B}_T^{(3)}(0, j - h_{1w}^2, -2jp_w, 0), \mathcal{B}_T^{(3)}(0, -2jp_w, jh_{2w}^2 - 1, 0), 0 \right);$$

$$\begin{aligned} W_3(t) = & (t - T) \cdot \mathcal{B}_t^{(2)} \left(\mathcal{B}_T^{(2)}(h_{1w}^2, 2j(p_w + w), 1), 2\mathcal{B}_T^{(2)}(j(p_w + w), 1 - j(p_w^2 + q_w^2 - w^2), -(p_w - w)), \right. \\ & \left. \mathcal{B}_T^{(2)}(1, -2(p_w - w), h_{2w}^2) \right). \end{aligned}$$

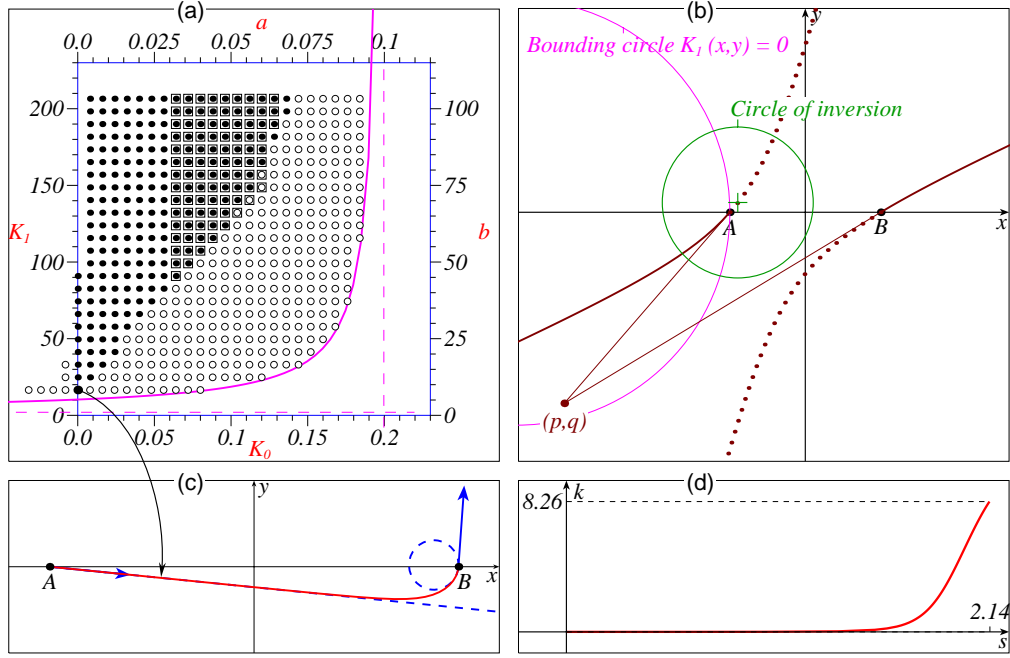


Figure 6. (a) Comparison of this algorithm with [1], and the selected solution (the lower left black circle); (b,c,d) details of the selected solution: (b) the conic, its control polygon APB , bounding circle (12b), and the circle of inversion; (c) solution itself; (d) its curvature plot.

Figure 5 illustrates existence of cubic solutions as regions in the curvature space (a, b) . Every plot assumes a fixed pair (α, β) with $\sigma = 40^\circ$ or $\sigma = 120^\circ$. The region (a, b) , allowing existence of general spiral, is bounded by the branch $a < b$ of the hyperbola $Q(a, b) = 0$. Circles mark points (a, b) , where solutions of Eq. (37) with $N > 0$ exist. Black circles distinguish spiral solutions. For each σ only examples with $\alpha > \beta$ are shown, because

- (a) swapping α and β results in symmetric picture;
- (b) no solutions were found for α, β , close to $\omega = \sigma/2$, in particular, for $\alpha = \beta = \omega$.

Another approach to construct rational cubics was proposed in [1]. To compare results, we partially reproduce Figure 7 from [1] as Figure 6(a) herein. First, note that notation ϕ_0, K_0, ϕ_1, K_1 for boundary conditions corresponds to our notation as $\alpha^* = -\phi_0$, $\beta^* = \phi_1$, $a^* = \frac{1}{2}K_0$, $b^* = \frac{1}{2}K_1$: the difference in normalized curvatures is due to different chord lengths: our curve starts from $(-1, 0)$, not from $(0, 0)$, and has the chord length 2. Both scales, (a, b) and original (K_0, K_1) , are shown in Figure 6(a). Squares are simply copied from the original figure, where they mark curvatures, for which a rational cubic spiral was found in [1].

For these boundary angles, $\alpha^* = -0.1 [\approx -5.7^\circ]$ and $\beta^* = 1.5 [\approx 85.9^\circ]$, the method, based on inversion of conics, provides more cubic spirals. One of them, $(a^*, b^*) = (0.0, 8.26)$, is selected for detailed illustration as a numerical example. In Figure 6(b) the corresponding conic (discontinuous hyperbola) is shown by dotted and solid lines, solid for the parameter range $t \in [0; 1]$. Equation (37) transforms to

$$v^6 - 1.34748v^5 - 0.942759v^4 + 1.02859v^3 - 0.042459v^2 + 0.318889v + 0.056006 = 0.$$

One of its four roots, $v \approx -0.1582$, yields cubic rational spiral with $\theta \approx -0.3137 [\approx -17.97^\circ]$, $j = -1$, $N \approx 1.861 > 0$ ($p_w \approx -1.3445$, $q_w \approx -1.0659$, $w \approx 0.4210$, $\lambda_0 \approx 2.185$, $r_0 \approx 11.38$, $T \approx -0.0612$). The curve and its curvature plot are shown in Figures 6(c) and 6(d).

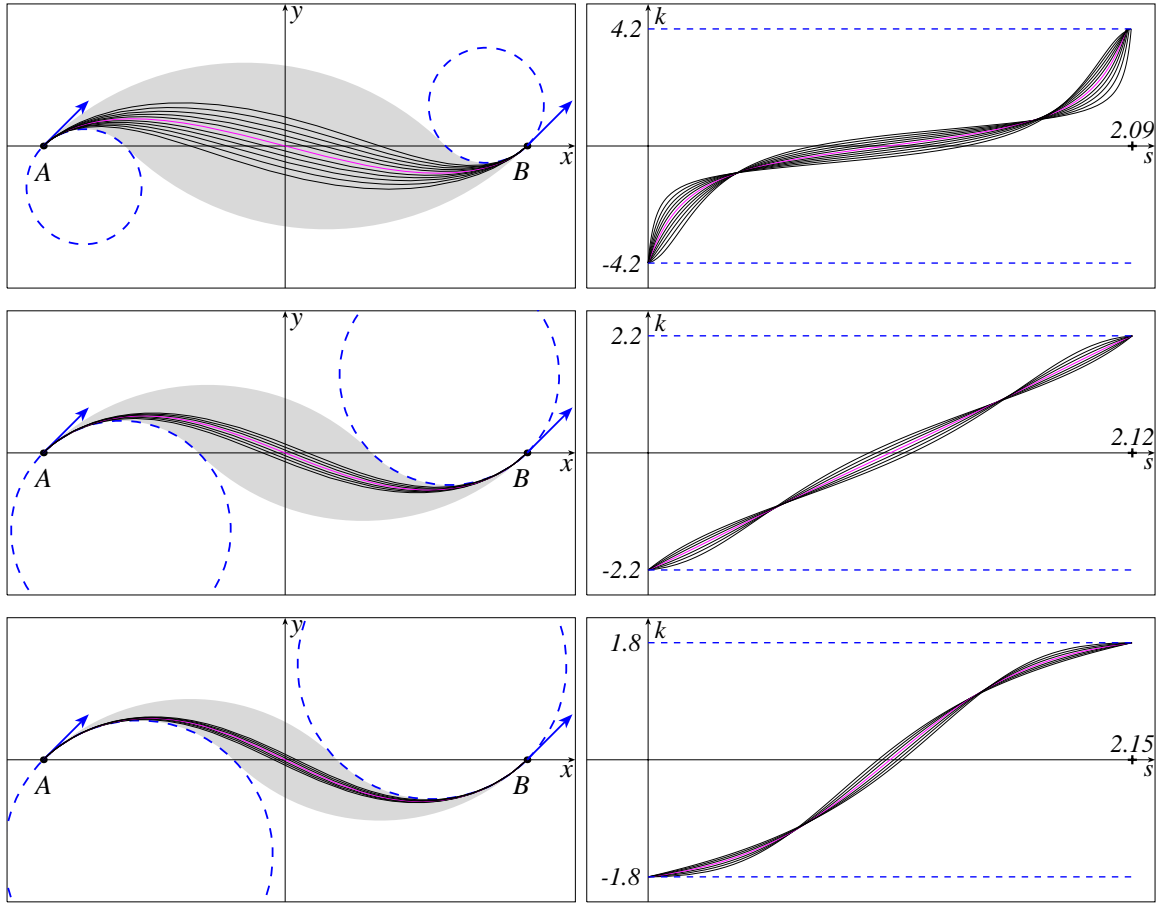


Figure 7. Three examples with symmetric boundary conditions, $\alpha^* = \beta^* = 45^\circ$, $a^* = -b^*$. Curvatures ± 2.2 match the arc of Cornu spiral.

6. Conclusions

The general algorithm, involving all possible conics, turned out to be quite simple and straightforward; solving biquadratic equation seems to be its most complicated part.

Testing the algorithm with different boundary conditions, borrowed from known spirals, such as logarithmic spiral (Figure 2), Cornu spiral (the second example in Figure 7), other spiral curves, including conic arcs themselves, has shown that the whole family did not deviate much from the parent spiral. Visual comparison is often sufficient to select the best interpolant to a given curve.

The initial idea to provide wide variety of shapes is not put into big effect: in most cases the whole family of interpolating spirals occupies rather narrow region within the bilens, which is the exact bound for all possible spiral interpolants (see [6]). Bilenses are shown shaded in Figure 7. Nevertheless, there remains a big freedom to modify the path (and curvature profile) by choosing intermediate curvature element at some point M within the bilens. With two families of interpolants, one on the chord AM , the other on MB , the user can try to fulfil additional requirements, like, e.g., G^3 continuity at the join point.

Analysis in Section 4.2 shows that the solution with infinite control point covers the most wide range of boundary G^1 data, namely, $|\sigma^*| \leq \pi$. According to [5], solution with any curvatures, compatible with spirality ($Q^* < 0$), exists. This solution could be recommended as the universal one for the cases, where extra freedom is not needed.

References

- [1] Dietz, D.A., Piper, B., Sebe E. *Rational cubic spirals*. Comp.-Aided Design, 40(2008), 3–12.
- [2] Farin, G. *Curves and Surfaces for Computer Aided Geometric Design: A Practical Guide*. Acad. Press, 1993.
- [3] Frey, W.H., Field, D.A. *Designing Bezièr conic segments with monotone curvature*. Comp. Aided Geom. Design, 17, 2000, 457–483.
- [4] Kurnosenko A.I. *Applying inversion to construct planar, rational, spiral curves that satisfy two-point G^2 Hermite data*. Comp. Aided Geom. Design, 27(2010), 262–280.
- [5] Kurnosenko A.I. *Two-point G^2 Hermite interpolation with spirals by inversion of hyperbola*. Comp. Aided Geom. Design, 27(2010), 474–481.
- [6] Kurnosenko A.I. *Biarcs and bilens*. Comp. Aided Geom. Design, 30 (2013), 310–330.