

Keyword and Keyphrase Extraction Using Centrality Measures on Collocation Networks

Shibamouli Lahiri¹

Sagnik Ray Choudhury²

Cornelia Caragea¹

¹Computer Science and Engineering
University of North Texas

Denton, TX 76207, USA

²Information Sciences and Technology
Pennsylvania State University

University Park, PA 16802, USA

shibamoulilahiri@my.unt.edu, szr163@ist.psu.edu, ccaragea@unt.edu

Abstract

Keyword and keyphrase extraction is an important problem in natural language processing, with applications ranging from summarization to semantic search to document clustering. Graph-based approaches to keyword and keyphrase extraction avoid the problem of acquiring a large in-domain training corpus by applying variants of PageRank algorithm on a network of words. Although graph-based approaches are knowledge-lean and easily adoptable in online systems, it remains largely open whether they can benefit from centrality measures *other than PageRank*. In this paper, we experiment with an array of centrality measures on word and noun phrase collocation networks, and analyze their performance on four benchmark datasets. Not only are there centrality measures that perform as well as or better than PageRank, but they are much simpler (e.g., *degree*, *strength*, and *neighborhood size*). Furthermore, centrality-based methods give results that are competitive with and, in some cases, better than two strong unsupervised baselines.

1 Introduction

Keyword and keyphrase extraction is the problem of automatically identifying *important* terms in text documents. These terms provide a high-level topic description of documents and are shown to be rich sources of information for applications such as: *online advertising*, i.e., displaying ads based on key terms extracted from webpages (Grineva et al., 2009); *document summarization*, i.e., creating a summary with the most relevant points in a text (Litvak and Last, 2008); *clustering websites* (Tonella et al., 2003); *tracking topics in*

Degree	Strength	PageRank
officials	white	officials
white	house	decision
decision	officials	white
official	official	official
house	senior	house
aid	decision	aid
senior	aid	coup
egypts	policy	senior
hagel	egypts	egypts
coup	hagel	hagel

Table 1: Top 10 keywords selected by Degree, Strength (weighted degree) and PageRank on a sample newswire document on U.S.-Egypt diplomatic relations. Note that the three centrality measures return *almost identical* top 10 words.

newswire (Lee and Kim, 2008); *linking web documents to Wikipedia articles* (Mihalcea and Csomai, 2007); *detecting named entities* (Rennie and Jaakkola, 2005); and *recommending academic papers* (Ferrara et al., 2011). Turney (2003) observed that the problem had applications in “summarizing, indexing, labeling, categorizing, clustering, highlighting, browsing, and searching”.

Supervised approaches to keyword and keyphrase extraction require large amounts of *in-domain labeled data*, that are often expensive or impractical to acquire, especially for an online system where users can submit documents from any domain. Unsupervised approaches suffer from a similar problem - dependency on an external corpus or knowledge base (such as Wikipedia and WordNet) for computing *phrase informativeness* (Tomokiyo and Hurst, 2003; Csomai and Mihalcea, 2007; Grineva et al., 2009).

A class of unsupervised algorithms circumvents the above problems by employing variants of PageRank (Page et al., 1998) on co-occurrence networks of *word types* (Mihalcea and Tarau, 2004; Wan and Xiao, 2008). These algorithms do not depend on an external knowledge source, and

are therefore more suitable for deployment in on-line systems. An important point to note here is that PageRank is a *centrality measure*, and returns the most central words in word co-occurrence networks.

Against this background, we ask the following question: *Are there other centrality measures that perform as well as or better than PageRank in keyword/keyphrase extraction task?* Furthermore, are these centrality measures *simpler* than PageRank? That this might indeed be the case, is evident from Table 1, where we show the top ten words selected by Degree, Strength (weighted degree), and PageRank on a sample word network of a newswire document. Note how similar the top-ranking words are for these three centrality measures. This calls into question whether we should use these other simpler centrality measures like Degree and Strength, and whether they are better than or competitive with PageRank on benchmark corpora. The research that we describe in this paper specifically addresses these questions.

We experiment with an array of centrality measures and their variants (cf. Table 2) on different types of word and noun phrase collocation networks. Construction of these collocation networks has been described in Section 3. These networks are then used to extract key terms from four benchmark datasets (cf. Section 4). We treat word and noun phrase networks separately to have an idea about which centrality measures perform well on what types of networks. Note also that using noun phrase networks allows us to directly derive a ranking for phrases, as opposed to combining the ranks of constituent words from word networks.

Contributions and Organization. Although centrality measures on word networks have been used before, there is no unifying study that looked systematically into different centrality measures on different types of collocation networks, in order to determine what works well and when. This is a gap we aim to bridge in our study. Our contributions are:

- Construction and experimentation with four different types of collocation networks on words and noun phrases (cf. Section 3)¹.
- Ranking words and noun phrases based on

¹Code and data available at <http://ec2-107-22-235-109.compute-1.amazonaws.com:8000>.

eleven different centrality measures and their variations (cf. Section 3).

- Performance evaluation of different centrality measures and collocation networks on four benchmark datasets, and comparison of our method with *tf-idf* – a state-of-the-art unsupervised keyphrase extraction baseline (cf. Section 4).
- Identification of centrality measures and network types that perform well, and centrality measures that perform poorly (cf. Section 4).
- Design of an online graph-based keyword and keyphrase extraction system, based on the centrality measures used in this paper.²

2 Related Work

In the supervised paradigm, key term extraction is formulated as a *classification* problem. Each term is encoded using different feature representations such as *tf-idf* (Witten et al., 1999; Zhang et al., 2006), *first occurrence* (Hulth, 2003), *phrase length* and *phrase distribution* (Jiang et al., 2009), *is-in-title* (Litvak and Last, 2008), etc. Several machine learning algorithms have been used by different groups, e.g., naïve Bayes by Frank et al. (1999), and Witten et al. (1999), decision trees by Ercan and Cicekli (2007), support vector machines by Zhang et al. (2006) and Jiang et al. (2009), and conditional random fields by Zhang et al. (2008).

In the unsupervised paradigm, the key term extraction problem is framed as a *ranking* problem. Dominant ranking strategies include: *tf* (Barker and Cornacchia, 2000), *tf-idf* (Tonella et al., 2003), *term informativeness* and *term phrase-ness* (Tomokiyo and Hurst, 2003), etc.

The performance of key term extraction systems is usually measured by Precision, Recall, and F-score. The state-of-the-art performance hovers around an F-score of 20%-30% (Kim et al., 2010), thereby showing that key term extraction is a hard problem in general.

Graph-based methods to key term extraction are inherently unsupervised, where the philosophy is to build a network of words/phrases, and then rank the nodes using some kind of centrality measure. Researchers used variants of PageRank (Mihalcea

²<http://ec2-107-22-235-109.compute-1.amazonaws.com:8000>.

and Tarau, 2004; Wan and Xiao, 2008), HITS (Litvak and Last, 2008), and other measures like degree, betweenness and closeness (Xie, 2005). Use of noun phrase networks has been reported in (Xie, 2005).

While all these studies are extremely important, none of them systematically compared centrality measures in word and noun phrase collocation networks on benchmark corpora, in order to identify what measures work best and when. The studies by Xie (2005) and Palshikar (2007) are similar to our study, but there are significant differences. Xie (2005), for example, was concerned with a similar but still different problem: predicting noun phrases that appear in paper abstracts, rather than entire documents. Palshikar (2007) did not test his approach on benchmark datasets, and did not report using different types of collocation networks and a suite of centrality measures.

Boudin (2013) reported the first study on comparison of centrality measures for graph-based keyword extraction. Boudin’s work is a pioneering study in its own right. While it may seem that our work is very similar to Boudin’s, there are the following important differences:

- Boudin used only undirected graphs; we used both directed and undirected, and their simplified and non-simplified variants.
- Boudin used syntactic filtering and stemming; we did not (to retain distinctions like “learning” and “learnability”).
- Boudin collapsed adjacent keywords into keyphrases. We generated keyphrases from noun phrase networks.
- Boudin reported results on keyphrase extraction only; we report results on both keyword and keyphrase extraction.
- Boudin used absolute cut-off for ranked keywords; we used percentage cut-off.
- Boudin did not use as large a suite of centrality measures as we did. We tried 11 different centrality measures and their variations.
- Boudin did not use as many benchmark datasets as we did, so our experimental results are more comprehensive. We used four different annotated datasets, and considered each annotation as a separate ground truth, resulting in 11 ground truths.

Finally, our experimental results are different than Boudin’s, because our experimental set-up was different (no stemming, no syntactic filtering, no collapsing, etc).

3 Collocation Networks and Centrality Measures

Collocation networks³ are graphs where the nodes are unique words/phrases in a document, and edges link together two nodes if they occur within a certain window of each other (Ferret, 2002). Window sizes of two to ten words have been used by Mihalcea and Tarau (2004).

3.1 Word Collocation Networks

For word networks, we performed several text pre-processing steps. We lower-cased the input text, removed punctuation, numbers, stop words, and words with two characters or less. We did not perform stemming in order to retain subtle distinctions in text like “learning” and “learnability”. Each document was converted to a collocation network as follows: nodes correspond to unique words in the document, and edges correspond to unique bigrams. More precisely, if word w_1 immediately preceded word w_2 in the pre-processed document, then an edge $w_1 - w_2$ was added to the network. Bigram edges were specifically chosen after Mihalcea and Tarau (2004), who showed better performance for small window sizes in word collocation networks.

In our experiments, we used both weighted directed and weighted undirected graphs. The direction of an edge is from the first to the second word in a bigram, i.e., $w_1 \rightarrow w_2$, and an edge weight is given by the bigram frequency in the document. Furthermore, we considered a simplified version of these graphs where all self-loops were removed, resulting in four types of collocation networks: directed, directed simplified, undirected, and undirected simplified (all weighted).

3.2 Noun Phrase Collocation Networks

For noun phrase networks, we used an off-the-shelf sentence segmenter and noun phrase chunker available as part of the Apache OpenNLP toolkit⁴. The chunker returns a list of unique noun phrases for each document. We filtered out

³Also known as *collocation graphs* (Heyer et al., 2001; Choudhury and Mukherjee, 2009).

⁴<http://opennlp.apache.org/>.

noun phrases containing more than five words. A collocation network is constructed for each document as follows: nodes represent unique noun phrases, and edges link together noun phrases that occur within a specific window of each other. We chose the window size to be the median sentence length of a document. Similar to word networks, we constructed four types of collocation networks (as before). As a post-processing step, we removed all noun phrase vertices from the network whose words were of two characters or less. We also removed all single-word phrases that were stop words. We lower-cased the remaining noun phrases, and merged edges, when necessary. Note that the edges were all weighted with the co-occurrence frequency of np_1 and np_2 . While merging edges, we simply added up the edge weights.

A naïve algorithm for the construction of noun phrase collocation networks is to scan the whole document to determine how many times each pair of phrases in the phrase list occurs within a specified window size. However, this algorithm requires $O(m^2)$ passes (for m phrases) over the document text, making it computationally very expensive. We instead made use of a sliding window algorithm that only did a *single pass* through the entire document. It maintains a FIFO queue of *longest prefix phrases*, and iteratively shrinks the prefix phrases by moving the window forward through the text.

3.3 Centrality Measures

To rank nodes in collocation networks, we used eleven different centrality measures and explored several of their variations, including weighted and unweighted versions of the graph whenever applicable⁵. Moreover, each variation was applied to four different types of collocation networks - directed, directed simplified, undirected, and undirected simplified. Note that some of these variations yield identical rankings. For example, degree and neighborhood size (order 1) are identical on a simplified network without self-loops. Here we treat identical rankings separately for the sake of conceptual clarity. Also note that Structural Diversity Index (Eagle et al., 2010) is not a centrality measure, but behaves similarly if we sort vertices in the increasing order of diversity. Table 2 lists

⁵We used the *igraph* package (Csardi and Nepusz, 2006) for our centrality computations.

all centrality measures and their variations used in our study. Definitions of the centrality measures follow:

- 1. Degree:** number of edges incident to a node.
- 2. Strength:** sum of the weights of the edges incident to a node.
- 3. Neighborhood size - order 1:** number of immediate neighbors to a node.
- 4. Coreness:** outermost core number of a node in the k -core decomposition of a graph (Seidman, 1983; Batagelj and Zaveršnik, 2003).
- 5. Clustering Coefficient:** density of edges among the immediate neighbors of a node (Watts and Strogatz, 1998).
- 6. Structural Diversity Index:** normalized entropy of the weights of the edges incident to a node (Eagle et al., 2010).
- 7. PageRank:** importance of a node based on how many important nodes it is connected to (Page et al., 1998).
- 8. HITS:** importance of a node as a *hub* (pointing to many others) and as an *authority* (pointed to by many others) (Kleinberg, 1999).
- 9. Betweenness:** fraction of shortest paths that pass through a node, summed over all node pairs (Anthonisse, 1971; Brandes, 2001).
- 10. Closeness:** reciprocal of the sum of distances of all nodes to some node (Bavelas, 1950).
- 11. Eigenvector Centrality:** element of the first eigenvector of a graph adjacency matrix corresponding to a node (Bonacich, 1987).

Figure 1 shows the distributions of three centrality measures - degree, PageRank, and closeness, as well as the distribution of term frequency on a word collocation network of a sample document from the NIPS collection of research articles⁶. As can be seen from the figure, the network exhibits power-law distributions for centrality measures (Figures 1a, 1b, and 1c), relating them to the Zipfian curve of term frequency in Figure 1d (Zipf, 1935). This is not surprising since in a small-world network, there are a few nodes that are connected to many others, and many nodes that are connected to only a few close neighbors (Strogatz, 2001). Moreover, as Ruhnau (2000) pointed out, centrality measures form equivalence classes such as *node centrality* and *point centrality*, indicating that their empirical distributions should be very similar, if not the same.

⁶<http://www.cs.nyu.edu/~roweis/data.html>

Centrality Measure	Variations Explored
Degree	in-degree, out-degree, degree
Strength (Weighted Degree)	in-strength, out-strength, strength
Neighborhood Size (order 1)	in-neighborhood size, out-neighborhood size, neighborhood size
Coreness	in-coreness, out-coreness, coreness
Clustering Coefficient	weighted, unweighted
Structural Diversity Index	N/A
PageRank	directed weighted, directed unweighted, undirected weighted, undirected unweighted
HITS	weighted and unweighted hub and authority scores
Betweenness	directed weighted, directed unweighted, undirected weighted, undirected unweighted
Closeness	weighted and unweighted in-closeness, out-closeness, closeness
Eigenvector Centrality	directed weighted, directed unweighted, undirected weighted, undirected unweighted

Table 2: Different centrality measures used in our study.

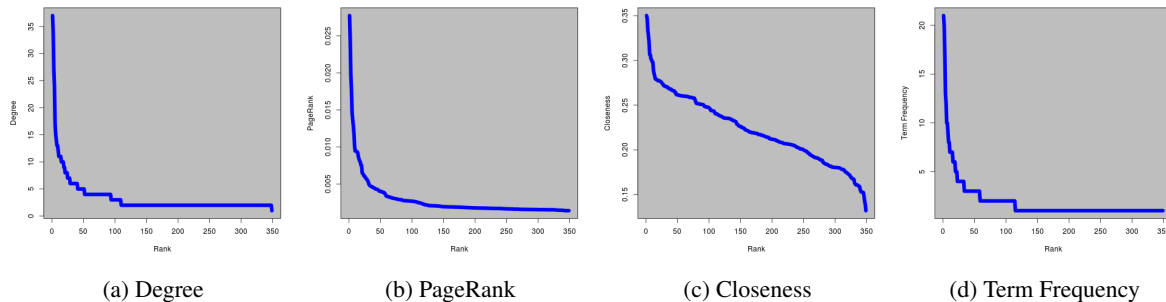


Figure 1: Distributions of three centrality measures (degree, PageRank, and betweenness), and term frequency, on a word collocation network of a sample document from the NIPS collection of research papers.

Since many centrality measures exhibit a power-law distribution, researchers proposed choosing the most important terms that appear above the “knee” of those distributions (Grineva et al., 2009). Grineva et al. (2009) mentioned that this *decline*-based thresholding leads to higher precision in keyphrase extraction, especially in the presence of noisy and multi-theme documents. However, this decline-based thresholding is not always feasible, because it is not clear where the “knee” of the curve occurs. For example, Figure 1a has a clear knee, whereas Figure 1c does not.

We therefore chose to use the more traditional percentage-based thresholding, where we rank words and noun phrases based on their centrality, and then return the top $k\%$ of words/phrases as our list of keywords/phrases⁷.

4 Evaluation

We used four different benchmark datasets to evaluate our centrality-based ranking strategies in collocation networks. The first three datasets are described in (Hasan and Ng, 2010), and the fourth

⁷This strategy has the added advantage that users can choose to return as many key terms as they want. It was also adopted in (Mihalcea and Tarau, 2004).

dataset is described in (Kim et al., 2010). The datasets are as follows:

ICSI consists of a collection of meeting transcripts divided into 201 segments (Janin et al., 2003; Liu et al., 2009). We removed all segments marked as “chitchat” and “digit” (after (Liu et al., 2009) and (Hasan and Ng, 2010)), ending up with 160 segments. Three sets of independent gold standard annotations are available for each segment. In addition, we created a fourth set by taking the union of all three.

NUS consists of a set of 211 academic papers (Nguyen and Kan, 2007). Following the strategy specified in (Hasan and Ng, 2010), we generated a single set of gold standard annotations for this dataset. For each paper, we removed the title, authors, affiliations and references as a pre-processing step.

INSPEC consists of 2000 abstracts from journal papers, including paper titles (Hulth, 2003; Mihalcea and Tarau, 2004). Two sets of gold standard annotations, one with a *controlled vocabulary*, and the other with an *uncontrolled vocabulary*, are available for each abstract. We created a third gold standard by merging them.

SemEval consists of 144 academic papers that constituted the training dataset in SemEval 2010

Benchmark	Best Centrality-based	Best <i>tf</i> -based	Best <i>tf-idf</i> -based	Best Centrality-based	<i>tf</i> -based	<i>tf-idf</i> -based
	F-score (%)	F-score (%)	F-score (%)	F-score (%)	F-score (%)	F-score (%)
	(top <i>k</i> % to achieve these F-scores are in parentheses)			(standard deviations are in parentheses)		
ICSI - 1	12.45 (5)	12.04 (5)	17.8 (5)	4.62 (2.91)	4.58 (2.82)	5.13 (3.97)
ICSI - 2	11.0 (5)	11.0 (5)	16.84 (5)	4.95 (2.41)	4.89 (2.39)	5.73 (3.55)
ICSI - 3	9.22 (5)	8.79 (5)	12.54 (5)	3.31 (1.98)	3.27 (1.91)	3.79 (2.68)
ICSI - combined	17.44 (5)	17.03 (5)	26.16 (5)	8.67 (3.97)	8.63 (3.85)	9.98 (5.69)
NUS - combined	6.85 (5)	6.75 (5)	7.31 (5)	1.69 (1.52)	1.68 (1.49)	1.71 (1.61)
INSPEC - controlled	4.16 (10)	4.13 (10)	4.2 (10)	2.45 (0.78)	2.46 (0.78)	2.55 (0.74)
INSPEC - uncontrolled	7.2 (5)	6.63 (10)	8.67 (5)	5.29 (0.98)	4.98 (0.82)	6.18 (1.43)
INSPEC - combined	8.97 (15)	8.72 (15)	10.46 (10)	6.73 (1.18)	6.49 (1.09)	7.7 (1.6)
SemEval - author	2.68 (5)	2.62 (5)	2.68 (5)	0.57 (0.58)	0.57 (0.57)	0.58 (0.59)
SemEval - reader	4.64 (5)	4.51 (5)	4.45 (5)	1.1 (1.0)	1.1 (0.99)	1.1 (0.98)
SemEval - combined	6.32 (5)	6.16 (5)	6.11 (5)	1.48 (1.36)	1.48 (1.35)	1.49 (1.35)

Table 3: Comparison of the best F-scores between centrality-based rankings and *tf* and *tf-idf* based rankings for **keyword extraction**, on all four datasets, for each of their associated gold standard annotations. We also report best F-scores obtained *on average*, along with standard deviations, where the average was taken across top *k*% thresholds, with *k* from 5 to 100, in steps of 5. Best performance is highlighted in each row.

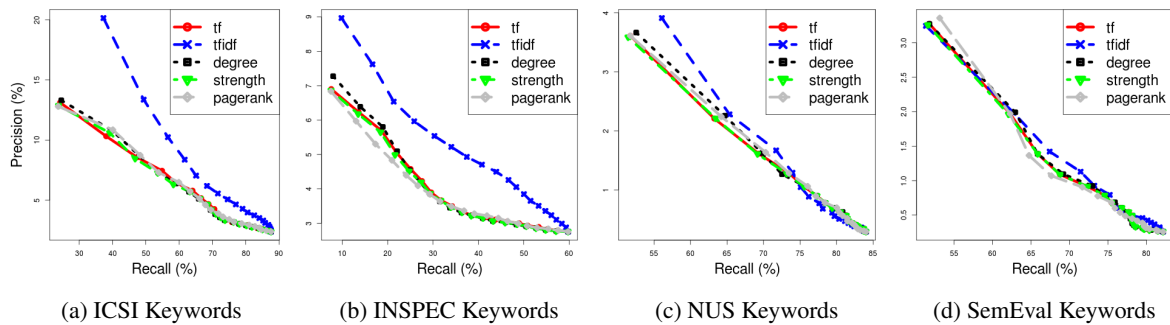


Figure 2: Precision-Recall curves for keyword extraction, using the *combined* gold standard annotations.

Benchmark	Best Centrality-based	Best <i>tf</i> -based	Best <i>tf-idf</i> -based	Best Centrality-based	<i>tf</i> -based	<i>tf-idf</i> -based
	F-score (%)	F-score (%)	F-score (%)	F-score (%)	F-score (%)	F-score (%)
	(top <i>k</i> % to achieve these F-scores are in parentheses)			(standard deviations are in parentheses)		
ICSI - 1	9.7 (5)	7.57 (5)	8.17 (5)	3.65 (2.24)	3.28 (1.73)	3.14 (1.82)
ICSI - 2	7.85 (5)	6.42 (5)	8.08 (5)	3.34 (1.87)	3.09 (1.45)	3.1 (1.75)
ICSI - 3	6.83 (5)	4.6 (5)	4.99 (5)	2.3 (1.45)	1.95 (0.97)	1.83 (1.04)
ICSI - combined	11.1 (10)	8.93 (10)	9.54 (5)	5.57 (2.51)	4.95 (1.83)	4.83 (2.02)
NUS - combined	6.42 (5)	6.42 (5)	7.65 (5)	2.78 (1.51)	2.68 (1.42)	2.74 (1.68)
INSPEC - controlled	1.71 (40)	1.47 (55)	1.49 (90)	1.55 (0.15)	1.35 (0.16)	1.26 (0.16)
INSPEC - uncontrolled	12.06 (100)	12.06 (100)	12.79 (80)	9.96 (2.31)	9.15 (2.53)	10.24 (2.74)
INSPEC - combined	10.88 (100)	10.88 (100)	11.28 (85)	8.58 (2.24)	7.85 (2.45)	8.72 (2.63)
SemEval - author	3.24 (5)	2.57 (5)	2.97 (5)	0.94 (0.71)	0.9 (0.58)	0.91 (0.66)
SemEval - reader	4.21 (5)	3.55 (5)	4.12 (5)	1.89 (0.9)	1.84 (0.74)	1.88 (0.88)
SemEval - combined	5.51 (5)	4.35 (5)	5.1 (5)	2.38 (1.19)	2.28 (0.93)	2.32 (1.11)

Table 4: Comparison of the best F-scores between centrality-based rankings and *tf* and *tf-idf* based rankings for **keyphrase extraction**, on all four datasets, for each of their associated gold standard annotations. We also report best F-scores obtained *on average*, along with standard deviations, where the average was taken across top *k*% thresholds, with *k* from 5 to 100, in steps of 5. Best performance is highlighted in each row.

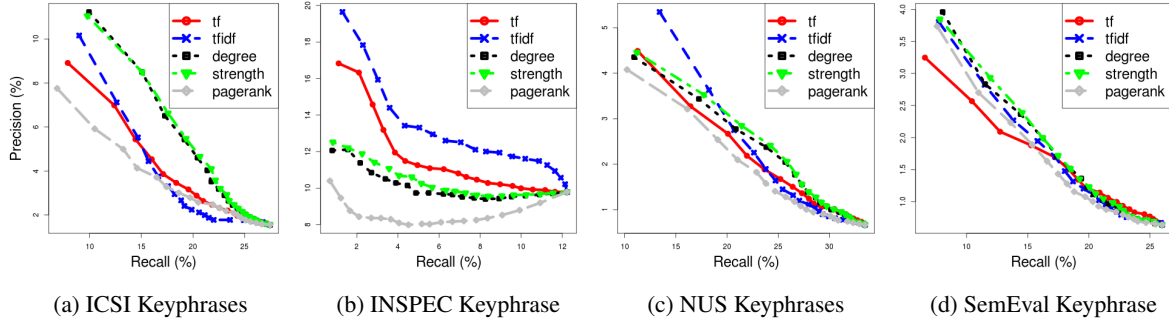


Figure 3: Precision-Recall curves for keyphrase extraction, using the *combined* gold standard annotations.

Keyphrase Extraction Task (Kim et al., 2010). We excluded the test set because the unstemmed keyphrases on the test set have not been released⁸. We used three sets of gold standard annotations available for this set, the *author-assigned keyphrases*, the *reader-assigned keyphrases*, and the *combined keyphrases*.

To evaluate our centrality-based rankings, we resorted to three popular metrics used in keyphrase extraction - precision, recall, and F-score. Note that for word networks, we compare our results against the unigram-subset of the gold standard annotations as many of the keyphrases in these datasets are actually single words (Hasan and Ng, 2010). For noun phrase networks, we used the complete set of gold standard annotations.

4.1 Keyword Extraction

Table 3 shows the comparison of $F@k\%$ between centrality-based rankings and *tf* and *tf-idf* based rankings for keyword extraction, on the four datasets used in this study, for each of their associated gold standard annotations. The best F-scores and the corresponding top $k\%$ are given for each annotation separately. We tested the percentage-based thresholding strategy on top 5% to top 100% (at an interval of 5) of the total number of words. Table 3 shows, along with the best F-score values, the corresponding thresholding percentage in parentheses. In addition, in Table 3, we also display the best F-score values obtained after we take the average of $F@k\%$ for all k from 5 to 100, at an interval of 5.

Hasan and Ng (2010) showed that *tf-idf* often

⁸Note that since we constructed word and noun phrase networks on unstemmed lexical units, our systems require that we compare the returned keywords/keyphrases against unstemmed gold standard annotations. This is a general strategy we followed throughout all our experiments.

outperformed many existing approaches. Thus, we compared the centrality-based ranking with the following two baselines: a weak term frequency baseline, and the much stronger *tf-idf* baseline. The *idf* component was computed from the whole corpus. For example, while extracting keywords from an ICSI document, we extracted the term frequencies from that document, and extracted the *idfs* from the whole ICSI corpus.

As can be seen from Table 3, the centrality-based rankings outperform the weak term frequency baseline most of the times (for both the best F-score and the F-score on average), but it only outperforms the stronger *tf-idf* baseline (for best F-score) on the SemEval dataset. On average, centrality rankings perform similarly with or slightly worse than the *tf-idf* baseline. This shows that *tf-idf* is indeed a very simple and effective ranking strategy (Hasan and Ng, 2010). Note, however, that computing the *idf* component requires the use of an *external corpus*, and in a real-life scenario, a user in need of extracting keywords from a particular document, may not be able to specify such a corpus off-hand. This is where the centrality-based rankings have greater applicability. Moreover, centrality measures are very fast and easy to compute on single-document graphs, as compared to other more complex unsupervised ranking strategies, e.g., the mixture model likelihood introduced by (Rennie and Jaakkola, 2005).

Another important observation is that the best performers in keyword extraction from collocation networks are variants of *degree*, *strength*, *PageRank*, and *neighborhood size (order 1)*, whereas the worst performers are the *Structural Diversity Index* (Eagle et al., 2010), and variants of *clustering coefficient* (table included in the supplementary material).

Figures 2a, 2b, 2c and 2d display the Precision-Recall curves for the keyword extraction task. Here we used directed graphs and the *combined* gold standard annotations. We ranked vertices using *tf*, *tf-idf*, *degree*, *strength*, and *PageRank* on weighted graphs, and again, used threshold values of 5% to 100% in steps of 5. As can be seen from the figure, *tf-idf* achieves a much higher precision for the same recall as compared with the other four rankings for ICSI and INSPEC, and have similar precision for the same recall among all rankings for NUS and SemEval. *PageRank* performs very similarly, or slightly worse, when compared with *degree* and *strength* based rankings on all datasets.

4.2 Keyphrase Extraction

Table 4 is structurally similar to Table 3, and it shows the results for *keyphrase extraction* on different gold standard annotations. It is interesting to note that in seven out of eleven gold standard annotations, the best centrality-based F-scores outperformed the strong *tf-idf* baseline, and in nine out of eleven, they beat the *tf-idf* baseline *on average*. This shows the potential of centrality-based rankings in keyphrase extraction. As already mentioned, *tf-idf* requires an external corpus to compute the *idf* component. Here, we outperform *tf-idf* *without* using any external corpus. Furthermore, centrality-based rankings in Table 4 yield better F-score values on the NUS and ICSI datasets than the ones obtained with TextRank, SingleRank, ExpandRank and KeyCluster algorithms in (Hasan and Ng, 2010) (cf. Table 2 in (Hasan and Ng, 2010)). Centrality measures also beat the weak term frequency baseline on most of the gold standards. This time, the best performers were variants of *degree*, *neighborhood size (order 1)*, *closeness*, *hub score* and *authority score*. Among the worst performers are the *Structural Diversity Index*, and variants of *clustering coefficient*, the same as for keywords (table included in the supplementary material).

Precision-Recall curves for the keyphrase extraction task are shown in Figure 3. Like their counterparts in keyword extraction, here also we used directed graphs and *combined* gold standard annotations. We ranked vertices based on their *tf*, *tf-idf*, *degree*, *strength*, and *PageRank* (on weighted graph), using threshold values of 5% to 100% at an interval of 5. Note that here we used *tf* and *tf-idf* values of individual noun phrases

rather than combining *tf-idf* values of n-grams as reported by Hasan and Ng (2010). As can be seen from Figure 3, although *tf-idf* achieves the highest precision for the same recall when compared with other rankings on INSPEC, it is *degree* and *strength* that achieve the highest precision for the same recall when it comes to ICSI. On NUS and SemEval, performance of most centrality measures is similar to each other.

5 Conclusion and Discussion

In this paper, we presented a systematic study of keyword and keyphrase extraction using centrality measures on word and noun phrase collocation networks, using eleven different centrality measures and their variations. We tested our approach on four benchmark datasets that cover various domains from academic papers to meeting transcripts. We found that variants of *degree*, *strength*, *neighborhood size (order 1)*, and *PageRank* were among the top performers. In keyphrase extraction, our fast and knowledge-base-agnostic centrality-based methods outperformed the strong *tf-idf* baseline, and the reported results of TextRank, SingleRank, ExpandRank, and KeyCluster algorithms (Hasan and Ng, 2010).

We conclude that centrality-based rankings in word and noun phrase collocation networks can be successfully used for key term extraction, without the need for a large external corpus to reliably compute the *idf* component of *tf-idf*. Furthermore, simpler centrality measures such as *degree* and *strength* outperform more complex and computationally more expensive measures like *coreness* and *betweenness*.

Interesting directions for future work consist of exploring different types of collocation networks with different window sizes, stemming words and noun phrases before adding them to our networks, taking part-of-speech tags into account, and using other centrality measures like harmonic centrality, Lin centrality (Lin, 1976), Katz centrality (Katz, 1953), and higher-order neighborhood sizes. We also hope that our study will spur further research in using centrality measures as features for supervised keyphrase extraction and rank aggregation (cf. (Liu et al., 2007; Klementiev et al., 2008)) for key term extraction.

References

- [Anthonisse1971] Jac M. Anthonisse. 1971. The rush in a directed graph. Technical report, Stichting Mathematisch Centrum, Amsterdam, October.
- [Barker and Cornacchia2000] Ken Barker and Nadia Cornacchia. 2000. Using Noun Phrase Heads to Extract Document Keyphrases. In *Proceedings of the 13th Biennial Conference of the Canadian Society on Computational Studies of Intelligence: Advances in Artificial Intelligence, AI '00*, pages 40–52, London, UK, UK. Springer-Verlag.
- [Batagelj and Zaveršnik2003] Vladimir Batagelj and Matjaž Zaveršnik. 2003. An O(m) Algorithm for Cores Decomposition of Networks. *CoRR*, cs.DS/0310049.
- [Bavelas1950] Alex Bavelas. 1950. Communication Patterns in Task-Oriented Groups. *The Journal of the Acoustical Society of America*, 22(6):725–730.
- [Bonacich1987] Phillip Bonacich. 1987. Power and Centrality: A Family of Measures. *American Journal of Sociology*, 92(5):1170–1182.
- [Boudin2013] Florian Boudin. 2013. A Comparison of Centrality Measures for Graph-Based Keyphrase Extraction. In *Proceedings of the Sixth International Joint Conference on Natural Language Processing*, pages 834–838, Nagoya, Japan, October. Asian Federation of Natural Language Processing.
- [Brandes2001] Ulrik Brandes. 2001. A Faster Algorithm for Betweenness Centrality. *The Journal of Mathematical Sociology*, 25(2):163–177.
- [Choudhury and Mukherjee2009] Monojit Choudhury and Animesh Mukherjee. 2009. The Structure and Dynamics of Linguistic Networks. In *Dynamics on and of Complex Networks*, pages 145–166. Springer.
- [Csardi and Nepusz2006] Gabor Csardi and Tamas Nepusz. 2006. The igraph software package for complex network research. *InterJournal*, Complex Systems:1695.
- [Csomai and Mihalcea2007] András Csomai and Rada Mihalcea. 2007. Investigations in Unsupervised Back-of-the-Book Indexing. In *FLAIRS Conference*, pages 211–216.
- [Eagle et al.2010] Nathan Eagle, Michael Macy, and Rob Claxton. 2010. Network Diversity and Economic Development. *Science*, 328(5981):1029–1031, May.
- [Ercan and Cicekli2007] Gonenc Ercan and Ilyas Cicekli. 2007. Using lexical chains for keyword extraction. *Inf. Process. Manage.*, 43(6):1705–1714, November.
- [Ferrara et al.2011] Felice Ferrara, Nirmala Pudota, and Carlo Tasso. 2011. A Keyphrase-Based Paper Recommender System. In Maristella Agosti, Floriana Esposito, Carlo Meghini, and Nicola Orio, editors, *Digital Libraries and Archives*, volume 249 of *Communications in Computer and Information Science*, pages 14–25. Springer Berlin Heidelberg.
- [Ferret2002] Olivier Ferret. 2002. Using collocations for topic segmentation and link detection. In *Proceedings of the 19th international conference on Computational linguistics - Volume 1, COLING '02*, pages 1–7, Stroudsburg, PA, USA. Association for Computational Linguistics.
- [Frank et al.1999] Eibe Frank, Gordon W. Paynter, Ian H. Witten, Carl Gutwin, and Craig G. Nevill-Manning. 1999. Domain-Specific Keyphrase Extraction. In *Proceedings of the Sixteenth International Joint Conference on Artificial Intelligence, IJCAI '99*, pages 668–673, San Francisco, CA, USA. Morgan Kaufmann Publishers Inc.
- [Grineva et al.2009] Maria Grineva, Maxim Grinev, and Dmitry Lizorkin. 2009. Extracting Key Terms From Noisy and Multi-theme Documents. In *18th International World Wide Web Conference*, pages 661–670, April.
- [Hasan and Ng2010] Kazi Saidul Hasan and Vincent Ng. 2010. Conundrums in Unsupervised Keyphrase Extraction: Making Sense of the State-of-the-Art. In *Proceedings of the 23rd International Conference on Computational Linguistics: Posters*, pages 365–373. Association for Computational Linguistics.
- [Heyer et al.2001] Gerhard Heyer, Martin Läuter, Uwe Quasthoff, Thomas Wittig, and Christian Wolff. 2001. Learning Relations using Collocations. In *Proceedings of the IJCAI Workshop on Ontology Learning, Seattle, USA*.
- [Hulth2003] Anette Hulth. 2003. Improved Automatic Keyword Extraction Given More Linguistic Knowledge. In *Proceedings of the 2003 conference on Empirical methods in natural language processing, EMNLP '03*, pages 216–223, Stroudsburg, PA, USA. Association for Computational Linguistics.
- [Janin et al.2003] Adam Janin, Don Baron, Jane Edwards, Dan Ellis, David Gelbart, Nelson Morgan, Barbara Peskin, Thilo Pfau, Elizabeth Shriberg, Andreas Stolcke, and Chuck Wooters. 2003. The ICSI Meeting Corpus. In *Proceedings of the 2003 IEEE International Conference on Acoustics, Speech, and Signal Processing (ICASSP '03)*, volume 1, pages I-364–I-367. IEEE.
- [Jiang et al.2009] Xin Jiang, Yunhua Hu, and Hang Li. 2009. A Ranking Approach to Keyphrase Extraction. In *Proceedings of the 32nd international ACM SIGIR conference on Research and development in information retrieval*, pages 756–757. ACM.
- [Katz1953] Leo Katz. 1953. A New Status Index Derived From Sociometric Analysis. *Psychometrika*, 18(1):39–43.

- [Kim et al.2010] Su Nam Kim, Olena Medelyan, Min-Yen Kan, and Timothy Baldwin. 2010. SemEval-2010 Task 5: Automatic Keyphrase Extraction from Scientific Articles. In *Proceedings of the 5th International Workshop on Semantic Evaluation, SemEval '10*, pages 21–26, Stroudsburg, PA, USA. Association for Computational Linguistics.
- [Kleinberg1999] Jon M. Kleinberg. 1999. Authoritative Sources in a Hyperlinked Environment. *J. ACM*, 46(5):604–632, September.
- [Klementiev et al.2008] Alexandre Klementiev, Dan Roth, and Kevin Small. 2008. Unsupervised Rank Aggregation with Distance-Based Models. In *Proceedings of the 25th International Conference on Machine Learning, ICML '08*, pages 472–479, New York, NY, USA. ACM.
- [Lee and Kim2008] Sungjick Lee and Han-joon Kim. 2008. News Keyword Extraction for Topic Tracking. In *Proceedings of the 2008 Fourth International Conference on Networked Computing and Advanced Information Management - Volume 02, NCM '08*, pages 554–559, Washington, DC, USA. IEEE Computer Society.
- [Lin1976] Nan Lin. 1976. *Foundations of Social Research*. McGraw-Hill.
- [Litvak and Last2008] Marina Litvak and Mark Last. 2008. Graph-Based Keyword Extraction for Single-Document Summarization. In *Proceedings of the Workshop on Multi-source Multilingual Information Extraction and Summarization, MMIES '08*, pages 17–24, Stroudsburg, PA, USA. Association for Computational Linguistics.
- [Liu et al.2007] Yu-Ting Liu, Tie-Yan Liu, Tao Qin, Zhi-Ming Ma, and Hang Li. 2007. Supervised Rank Aggregation. In *Proceedings of the 16th international conference on World Wide Web, WWW '07*, pages 481–490, New York, NY, USA. ACM.
- [Liu et al.2009] Feifan Liu, Deana Pennell, Fei Liu, and Yang Liu. 2009. Unsupervised Approaches for Automatic Keyword Extraction Using Meeting Transcripts. In *Proceedings of Human Language Technologies: The 2009 Annual Conference of the North American Chapter of the Association for Computational Linguistics, NAACL '09*, pages 620–628, Stroudsburg, PA, USA. Association for Computational Linguistics.
- [Mihalcea and Csomai2007] Rada Mihalcea and Andras Csomai. 2007. Wikify!: Linking Documents to Encyclopedic Knowledge. In *Proceedings of the sixteenth ACM conference on Conference on information and knowledge management, CIKM '07*, pages 233–242, New York, NY, USA. ACM.
- [Mihalcea and Tarau2004] Rada Mihalcea and Paul Tarau. 2004. TextRank: Bringing Order into Texts. In Dekang Lin and Dekai Wu, editors, *Proceedings of EMNLP 2004*, pages 404–411, Barcelona, Spain, July. Association for Computational Linguistics.
- [Nguyen and Kan2007] Thuy Dung Nguyen and Min-Yen Kan. 2007. Keyphrase Extraction in Scientific Publications. In *Proceedings of the 10th international conference on Asian digital libraries: looking back 10 years and forging new frontiers, ICADL'07*, pages 317–326, Berlin, Heidelberg. Springer-Verlag.
- [Page et al.1998] Lawrence Page, Sergey Brin, Rajeev Motwani, and Terry Winograd. 1998. The PageRank Citation Ranking: Bringing Order to the Web. In *Proceedings of the 7th International World Wide Web Conference*, pages 161–172, Brisbane, Australia.
- [Palshikar2007] Girish Keshav Palshikar. 2007. Keyword Extraction from a Single Document Using Centrality Measures. In Ashish Ghosh, Rajat K. De, and Sankar K. Pal, editors, *Pattern Recognition and Machine Intelligence*, volume 4815 of *Lecture Notes in Computer Science*, pages 503–510. Springer Berlin Heidelberg.
- [Rennie and Jaakkola2005] Jason D. M. Rennie and Tommi Jaakkola. 2005. Using Term Informativeness for Named Entity Detection. In *Proceedings of the 28th annual international ACM SIGIR conference on Research and development in information retrieval*, pages 353–360. ACM.
- [Ruhnau2000] Britta Ruhnau. 2000. Eigenvector-centrality – a node-centrality? *Social Networks*, 22(4):357 – 365.
- [Seidman1983] Stephen B. Seidman. 1983. Network structure and minimum degree. *Social Networks*, 5(3):269–287.
- [Strogatz2001] Steven H. Strogatz. 2001. Exploring complex networks. *Nature*, 410(6825):268–276, March.
- [Tomokiyo and Hurst2003] Takashi Tomokiyo and Matthew Hurst. 2003. A Language Model Approach to Keyphrase Extraction. In *Proceedings of the ACL 2003 workshop on Multiword expressions: analysis, acquisition and treatment-Volume 18*, pages 33–40. Association for Computational Linguistics.
- [Tonella et al.2003] Paolo Tonella, Filippo Ricca, Emanuele Pianta, and Christian Girardi. 2003. Using Keyword Extraction for Web Site Clustering. In *Web Site Evolution, 2003. Theme: Architecture. Proceedings. Fifth IEEE International Workshop on*, pages 41–48.
- [Turney2003] Peter D. Turney. 2003. Coherent Keyphrase Extraction via Web Mining. In *Proceedings of the 18th international joint conference on Artificial intelligence, IJCAI'03*, pages 434–439, San Francisco, CA, USA. Morgan Kaufmann Publishers Inc.

- [Wan and Xiao2008] Xiaojun Wan and Jianguo Xiao. 2008. Single Document Keyphrase Extraction Using Neighborhood Knowledge. In *Proceedings of the 23rd national conference on Artificial intelligence - Volume 2, AAAI'08*, pages 855–860. AAAI Press.
- [Watts and Strogatz1998] Duncan J. Watts and Steven H. Strogatz. 1998. Collective dynamics of 'small-world' networks. *Nature*, 393(6684):409–10.
- [Witten et al.1999] Ian H. Witten, Gordon W. Paynter, Eibe Frank, Carl Gutwin, and Craig G. Nevill-Manning. 1999. KEA: Practical Automatic Keyphrase Extraction. In *Proceedings of the fourth ACM conference on Digital libraries, DL '99*, pages 254–255, New York, NY, USA. ACM.
- [Xie2005] Zhuli Xie. 2005. Centrality Measures in Text Mining: Prediction of Noun Phrases that Appear in Abstracts. In *Proceedings of the ACL Student Research Workshop, ACLstudent '05*, pages 103–108, Stroudsburg, PA, USA. Association for Computational Linguistics.
- [Zhang et al.2006] Kuo Zhang, Hui Xu, Jie Tang, and Juanzi Li. 2006. Keyword Extraction Using Support Vector Machine. In Jeffrey Xu Yu, Masaru Kit-suregawa, and HongVa Leong, editors, *Advances in Web-Age Information Management*, volume 4016 of *Lecture Notes in Computer Science*, pages 85–96. Springer Berlin Heidelberg.
- [Zhang et al.2008] Chengzhi Zhang, Huilin Wang, Yao Liu, Dan Wu, Yi Liao, and Bo Wang. 2008. Automatic Keyword Extraction from Documents Using Conditional Random Fields. *Journal of Computational Information Systems*.
- [Zipf1935] George Kingsley Zipf. 1935. *The Psychobiology of Language*. Houghton-Mifflin, New York, NY, USA.