

The Origin of the Young Pulsar PSR J0826+2637 and Its Possible Former Companion HIP 13962.

N. Tetzlaff^{1*}, B. Dincel¹, R. Neuhauser¹ and V. V. Kovtyukh^{2,3}

¹*Astrophysikalisches Institut und Universitäts-Sternwarte Jena, Schillergässchen 2-3, 07745 Jena, Germany*

²*Astronomical Observatory, Odessa National University, T. G. Shevchenko Park, 65014, Odessa, Ukraine*

³*Isaac Newton Institute of Chile, Odessa Branch, Ukraine*

Accepted. Received; in original form

ABSTRACT

We aim to identify the birth place of the young pulsar PSR J0826+2637 in order to determine its kinematic age and give constraints on its radial and spatial (kick) velocity.

Since the majority of neutron star (NS) progenitors are in associations or clusters, we search for a possible origin of the NS inside such stellar groups. We trace back the NS and the centres of possible birth associations and clusters to find close encounters. The kinematic age is then given by the time since the encounter. We use Monte Carlo simulations to account for observational uncertainties and the unknown radial velocity of the NS. We evaluate the outcome statistically. In order to find further indication for our findings, we also search for a runaway star that could be the former companion if it exists.

We find that PSR J0826+2637 was probably born in the small young cluster Stock 7 ~ 3 Myr ago. This result is supported by the identification of the former companion candidate HIP 13962 (runaway star with spectral type G0Ia). The scenario predicts a near-zero radial velocity of the pulsar implying an inclination angle of its motion to the line-of-sight of 87 ± 11 deg.

We also present the chemical abundances of HIP 13962. We do not find enhanced α element abundances in the highly evolved star. However, the binary supernova scenario may be supported by the overabundance of r-process elements that could have been ejected during the supernova and accreted by the runaway star. Also, a high rotational velocity of $v \sin i \sim 29$ km/s of HIP 13962 is consistent with evolution in a pre-SN binary system.

Key words: stars: kinematics and dynamics pulsars: individual: PSR J0826+2637 - stars: individual: HIP 13962 - stars: abundances

1 INTRODUCTION

PSR J0826+2637 (PSR B0823+26) was discovered 45 years ago by Craft et al. (1968). Its spin period $P = 0.53$ s and period derivative $\dot{P} = 1.71 \cdot 10^{-15}$ s/s (Hobbs et al. 2004) yield a characteristic age of 4.92 Myr. It is a middle-age field pulsar that has been detected in X-rays (Sun et al. 1993). Becker et al. (2004) found that a power law with photon index $\alpha = 2.5_{-0.45}^{+0.9}$ already fits well the energy spectrum of PSR J0826+2637. Adding a blackbody model does not change the fit significantly. So, there is only little thermal contribution from the neutron star (NS). However, Becker et al. (2004) obtain 3σ upper limits for the temperature of the polar cap ($< 1.17 \cdot 10^6$ K) and for the temperature if they assume that the emission comes from the whole surface ($< 0.5 \cdot 10^6$ K). Unfortunately, these temperatures do not allow to derive a cooling age of the NS. Considering different cooling models (e.g. from Gusakov et al. 2005; Pons et al. 2009; Popov et al. 2010) a lower age limit

of a few kyr is estimated (assuming a $1.4 M_{\odot}$ NS).

Beside the spin-down age the only way to estimate the pulsar's age is to do it kinematically. The knowledge of the birth place then also yields the lifetime of the NS progenitor (hence, its mass) given by the difference between the age of the parent association or cluster and the kinematic age of the NS. Furthermore, if place and time of the SN were known, the radial and spatial (kick) velocity could be constraint. These quantities are not directly measurable. So far, the only way to estimate the radial velocity is to model a bow shock that is created while the NS moves supersonically through the interstellar medium (ISM, van Kerkwijk & Kulkarni 2001). Unfortunately, for PSR J0826+2637, no such bow shock (nor pulsar wind nebula) has been reported yet. If the radial velocity was known, the three-dimensional velocity could be constructed. This is also important to investigate the spin-velocity alignment of pulsars and provides further input to study the kick mechanism in the supernova (SN).

Accepting the spin-down age as a rough estimate (or often an upper limit) of the true age of the NS, PSR J0826+2637 is sufficiently young to trace back its trajectory and identify its birth

* E-mail: nina@astro.uni-jena.de

place. Kinematic ages have been determined for a number of NSs (e. g. Hoogerwerf et al. 2001; Pellizza et al. 2005; Kaplan et al. 2007; Bobylev 2008; Tetzlaff et al. 2011, 2012, 2013; Mignani et al. 2013).

Here, we aim to derive the kinematic age of the young pulsar PSR J0826+2637 by identifying its birth place. It is reasonable to assume that NSs are born in young stellar groups such as associations and clusters since the majority of massive stars are observed in associations and clusters ($\gtrsim 70$ per cent, e. g. Mason et al. 1998; Maíz-Apellániz et al. 2004).

2 METHOD

We apply the same method as we did in preceding papers (Tetzlaff et al. 2009, 2010, 2011, 2012), so we refer to these publications for details. We construct a few million past trajectories of PSR J0826+2637 and young associations/clusters (Tetzlaff et al. 2010, 2012; Tetzlaff 2013) as well as runaway stars (Tetzlaff et al. 2011; Tetzlaff 2013) throughout Monte Carlo simulations by varying the observables (parallax, proper motion, radial velocity) within their error intervals. For the radial velocity of PSR J0826+2637, we assume a reasonable probability distribution derived from the pulsar space velocity distribution (Hobbs et al. 2005). From all pairs of trajectories (NS and association/cluster or NS and runaway star), we evaluate the smallest separation d_{min} and the past time τ at which it occurred. The distribution of separations d_{min} is supposed to obey the distribution of absolute differences of two 3D Gaussians (see e. g. Hoogerwerf et al. 2001; Tetzlaff et al. 2012). Since the actual (observed) case is different from the simple model (no 3D Gaussian distributed positions, due to e. g. the Gaussian distributed parallax that goes into the position reciprocally, complicated radial velocity distribution, etc.), we adapt the theoretical formulae (equations 1 and 2 in Tetzlaff et al. 2012; here we use the symbols μ and σ for the expectation value and standard deviation, respectively) only to the first part of the d_{min} distribution (up to the peak plus a few more bins, see Tetzlaff et al. 2012). The derived parameter μ then gives the positional difference between the two objects.

This procedure was already successfully applied by Hoogerwerf et al. (2001), Bobylev (2008); Bobylev & Bajkova (2009) and us (Tetzlaff et al. 2009, 2010, 2011, 2012, 2013). We performed an investigation of (artificial) test cases that showed that it is well possible to recover place and time of the formation of a NS. If the former companion to the NS progenitor (if it exists) could be identified, the kinematic age is well consistent with the true NS age for 90 per cent of the test cases (Tetzlaff 2013). While the rate of identifying the birth association or cluster of a nearby NS is 70 per cent, the former companion could be identified for 35 per cent of the test cases.

For PSR J0826+2637, we adopt the following parameters for the right ascension α , declination δ (J2000), parallax π and proper motion (μ_α^* , μ_δ):

$$\begin{aligned} \alpha &= 08^{\text{h}}26^{\text{m}}51^{\text{s}}3833, \delta = +26^\circ 37' 23'' 79 \\ &\quad \text{(Hobbs et al. 2004),} \\ \pi &= 8.16 \pm 0.80 \text{ mas (Gwinn et al. 1986),} \\ \mu_\alpha^* &= 325.9 \pm 2.3 \text{ mas/yr,} \\ \mu_\delta &= -59.2 \pm 2.1 \text{ mas/yr} \\ &\quad \text{(Lyne et al. 1982),} \end{aligned} \quad (1)$$

where μ_α^* is the proper motion in right ascension corrected for

Table 2. Predicted current parameters of PSR J0826+2637 and SN position and time if HIP 13962 was the former companion.

Predicted present-day parameters of PSR J0826+2637	
v_r [km/s]	1_{-15}^{+36}
π [mas]	$2.6_{-0.5}^{+0.5}$
μ_α^* [mas/yr]	60.0 ± 2.4
μ_δ [mas/yr]	-90.4 ± 1.9
v_{sp} [km/s]	183_{-32}^{+39}
Predicted SN/SNR pos. and time	
$d_{\odot,SN}$ [pc]	707_{-32}^{+19}
$d_{\odot,today}$ [pc]	671_{-25}^{+23}
l [$^\circ$]	$140.5_{-1.2}^{+1.6}$
b [$^\circ$]	$-0.2_{-1.4}^{+0.7}$
τ [Myr]	3.0 ± 0.6

The parameter designations are as in Table 1. Since for an origin in Stock 7, the NS v_r was found to be very small, the results given here were obtained using a NS $v_r = 0 \pm 100$ km/s in the Monte Carlo simulations.

declination.

Positional and kinematic data of young Hipparcos runaway stars are taken from Tetzlaff et al. (2011) (see also Tetzlaff 2013).

3 RESULTS

By tracing back the past trajectories of PSR J0826+2637 and a large sample of young associations and clusters (see Tetzlaff et al. 2010, 2011, 2012), seven associations and clusters were found for which the NS could have been inside their boundaries during the past 5 Myr. These seven associations/clusters are therefore candidates to have hosted the birth place of PSR J0826+2637. The NS either originated in a nearby (< 200 pc) association $\lesssim 1$ Myr ago or in a more distant one ($\sim 600 - 900$ pc) up to ~ 5 Myr ago (Table 1). In the latter cases a near-zero radial velocity of the NS is necessary. Two results are given in Table 1 for these cases: (*) using a probability distribution for the NS radial velocity according to Hobbs et al. (2005) and (#) using a uniform distribution in the range of -1500 to $+1500$ km/s. Considering the estimated masses of the SN progenitor star given in that table, it is less likely that one of the nearby associations Per OB3 (α Per) and Cas-Tau is the parent association of PSR J0826+2637 since the predicted masses are smaller than the minimum mass of a star that can experience a core-collapse SN ($\sim 8 - 9 M_\odot$, Heger et al. e. g. 2003). We note that Hoogerwerf et al. (2001) also suggested Per OB3 being the birth association of PSR J0826+2637 with an age of ~ 1 Myr, consistent with our result. Their estimated pulsar radial velocity is somewhat smaller (~ 100 km/s), but for a slightly larger kinematic age (~ 1 Myr), we achieve the same estimate. However, we consider it more probable that PSR J0826+2637 was born $\sim 2 - 4$ Myr ago in an association or cluster with a distance of $\gtrsim 700$ pc in the Camelopardalis region.

To find further evidence for a particular birth place of PSR J0826+2637, we check whether any runaway star (from Tetzlaff et al. 2011; Tetzlaff 2013) could have been at the same place at the same time as the NS.

Among 137 runaway stars that could have come close to the NS sometime in the past 5 Myr, only the encounter between PSR J0826+2637 and the runaway star HIP 13962 could have happened inside a possible birth association/cluster of

Table 1. Present-day parameters and encounter position and time for possible parent associations/clusters of PSR J0826+2637 (Column 1). Column 2: predicted separation between the encounter and the centre of the association (expectation value μ and standard deviation σ inferred from equations 1 or 2 in Tetzlaff et al. 2012, but peak value and 68 per cent error interval for Cam OB1 because the equation was not adaptable to the d_{min} histogram). Column 3: encounter time τ . Columns 4-8: Predicted present NS parameters (heliocentric radial velocity v_r , proper motion μ_α^* and μ_δ , peculiar space velocity v_{sp} , parallax π). Columns 9-12: Predicted SN position (SN distance at the time of the SN ($d_{\odot,SN}$) and as seen from Earth today ($d_{\odot,today}$) and Galactic coordinates, l and b , J2000.0, as seen from Earth today). Error bars denote 68 % confidence (for the derivation of the parameters we refer to Tetzlaff et al. 2010.). Column 13: estimated progenitor mass M_{prog} derived from the progenitor lifetime (age of the parent association/cluster, minus the time τ since the potential SN) using evolutionary models from Tinsley (1980); Maeder & Meynet (1989); Kodama (1997). Ages of associations/clusters: 7 – 14 Myr (Cam OB1, Schild & Maeder 1985), 50 – 71 Myr (α Per, e. g. de Zeeuw et al. 1999; Loktin & Beshenov 2001), 50 – 71 Myr (Cas-Tau, de Zeeuw et al. 1999), 12 – 45 Myr (Stock 7, Loktin et al. 2001; Kharchenko et al. 2005b; Vande Putte et al. 2010; Ł. Bukowiecki, priv. comm.), 56 Myr (NGC 433, Bukowiecki et al. 2012), 71 Myr (NGC 1027, Bukowiecki et al. 2012), 79 Myr (NGC 1444, Bukowiecki et al. 2012).

Assoc.	μ, σ	τ	Predicted present-day NS parameters					Predicted SN/SNR position				M_{prog}
			v_r	μ_α^*	μ_δ	v_{sp}	π	$d_{\odot,SN}$	$d_{\odot,today}$	l	b	
	[pc]	[Myr]	[km/s]	[mas/yr]	[mas/yr]	[km/s]	[mas]	[pc]	[pc]	[°]	[°]	[M_\odot]
Cam OB1	62^{+92}_{-35}	$3.56^{0.80}_{0.81}$	-13^{+29}_{-37}	61.1 ± 3.0	-90.0 ± 2.0	173^{+56}_{-28}	$2.6^{+0.7}_{-0.6}$	827^{+65}_{-39}	776^{+57}_{-49}	$144.0^{+5.8}_{-2.9}$	$1.1^{+2.8}_{-3.4}$	$\gtrsim 15$
α Per (Per OB3)	17.8, 7.2	$0.75^{+0.18}_{-0.15}$	315^{+112}_{-43}	61.3 ± 2.9	-90.0 ± 2.0	363^{+111}_{-45}	$2.7^{+0.3}_{-0.3}$	159^{+23}_{-8}	157^{+21}_{-9}	$141.1^{+1.0}_{-0.8}$	$-2.0^{+1.1}_{-1.1}$	5 – 7
Cas-Tau	68.2, 6.7	$0.69^{+0.20}_{-0.12}$	367^{+102}_{-65}	61.4 ± 2.9	-89.9 ± 2.0	422^{+92}_{-77}	$2.7^{+0.4}_{-0.4}$	141^{+28}_{-17}	142^{+28}_{-17}	$141.1^{+1.5}_{-1.3}$	$-2.3^{+1.7}_{-1.3}$	6 – 7
Stock 7 ^{a,*}	0, 31.9	$2.1^{+0.9}_{-0.6}$	-10^{+157}_{-102}	59.2 ± 2.1	-90.5 ± 2.0	243^{+114}_{-99}	$1.9^{+0.4}_{-0.6}$	704^{+15}_{-16}	680^{+12}_{-20}	$139.3^{+1.3}_{-2.0}$	$-0.1^{+0.9}_{-0.2}$	6 – 31
Stock 7 [#]	0, 34.5	$3.1^{+0.7}_{-0.7}$	-12^{+52}_{-9}	59.6 ± 2.1	-90.4 ± 2.0	187^{+55}_{-35}	$2.7^{+0.5}_{-0.7}$	695^{+28}_{-16}	661^{+33}_{-7}	$141.7^{+1.8}_{-2.5}$	$0.4^{+0.2}_{-1.1}$	6 – 30
NGC 433 ^{a,*}	0, 227.7	$3.2^{+1.0}_{-1.0}$	38^{+77}_{-71}	57.5 ± 1.9	-91.1 ± 2.0	518^{+102}_{-106}	$1.0^{+0.1}_{-0.2}$	1826^{+78}_{-5}	1747^{+57}_{-10}	$128.4^{+1.9}_{-1.4}$	$-3.9^{+0.8}_{-0.4}$	$\gtrsim 6^b$
NGC 433 [#]	0, 196.6	~ 4.7	-7^{+34}_{-26}	58.8 ± 2.7	-90.7 ± 1.9	394^{+29}_{-34}	$1.3^{+0.2}_{-0.1}$	1934^{+42}_{-41}	1840^{+43}_{-50}	$128.8^{+2.4}_{-0.8}$	$-2.3^{+1.2}_{-1.5}$	$\gtrsim 6^b$
NGC 1027 ^{a,*}	0, 26.5	$2.1^{+0.9}_{-0.6}$	17^{+97}_{-43}	59.1 ± 1.7	-90.9 ± 1.8	213^{+104}_{-59}	$2.0^{+0.5}_{-0.5}$	687^{+8}_{-12}	653^{+22}_{-9}	$139.4^{+0.5}_{-1.3}$	$-0.2^{+1.1}_{-0.5}$	$\gtrsim 5^b$
NGC 1027 [#]	0, 36.2	$\gtrsim 1.5$	-36^{+17}_{-5}	61.0 ± 2.0	-90.0 ± 2.0	234^{+52}_{-12}	$2.2^{+0.2}_{-0.4}$	1335^{+16}_{-6}	1251^{+29}_{-19}	$138.9^{+0.9}_{-0.6}$	$-0.3^{+0.4}_{-0.8}$	$\gtrsim 5^b$
NGC 1444 ^{a,*}	0, 252.4	$\gtrsim 3.8$	-59^{+5}_{-5}	63.8 ± 2.0	-89.1 ± 1.8	173^{+26}_{-9}	$2.7^{+0.4}_{-0.1}$	1069^{+21}_{-32}	973^{+32}_{-20}	$148.7^{+0.7}_{-0.8}$	$3.3^{+0.4}_{-0.9}$	$\gtrsim 5^b$
NGC 1444 [#]	0, 178.9	~ 4.1	-82^{+37}_{-8}	61.1 ± 2.7	-90.0 ± 2.0	187^{+26}_{-8}	$2.5^{+0.4}_{-0.2}$	1055^{+46}_{-28}	997^{+52}_{-41}	$144.5^{+6.1}_{-3.6}$	$4.8^{+4.1}_{-1.9}$	$\gtrsim 5^b$

^aSince small v_r of the NS were predicted using a v_r distribution consistent with the spatial velocity distribution of pulsars by Hobbs et al. (2005) (cases *), the calculations were repeated using a uniform v_r distribution in the range 1500 – +1500 km/s (cases #). The results did not change significantly (except the SN distance for NGC 1027).

^bThese M_{prog} estimates are smaller than the minimum mass of a star that can experience a core-collapse SN ($\sim 8 - 9 M_\odot$, Heger et al. e. g. 2003). However, isochrone ages of NGC 433, NGC 1027 and NGC 1444 were taken from Bukowiecki et al. (2012) and are upper limits (Ł. Bukowiecki, priv. comm.). Then, higher progenitor masses ($> 8 M_\odot$) can be derived.

PSR J0826+2637. We also considered whether the SN that ejected both stars occurred outside any association or cluster by evaluating the significance of the encounters. We compare the probability of each possible encounter with a reference probability of an encounter between a randomly chosen NS and a randomly chosen runaway star (the idea was originally developed by Chmyreva et al. 2010 and adapted to our work, for details we refer to Tetzlaff et al. 2012 and Tetzlaff 2013).

With this method, we did not find evidence for an isolated SN that ejected PSR J0826+2637 and a runaway star, whereas the identification of the G0Ia type (Turner et al. 2009) runaway star HIP 13962 as a former companion candidate to PSR J0826+2637 supports an origin of both stars in the small cluster Stock 7. The potential SN by which both the runaway star and the NS were ejected, was located well inside the cluster boundaries. Considering Monte Carlo runs that yield separations between HIP 13962 and PSR J0826+2637 that are smaller than a few parsecs (the smallest separation found is 0.2 pc) results in distributions of separations between the NS and the cluster centre and the runaway star and the cluster centre, respectively, that are consistent with that the SN event took place at the centre of Stock 7, i. e. $\mu = 0$ in both cases. The standard deviation is $\sigma = 31$ pc (in both cases) and consistent with the error corrected radius of the cluster¹. The distribution of separations

d_{min} between the NS and the runaway star is also consistent with $\mu = 0$, i. e. they were ejected the same SN event 3.0 ± 0.6 Myr ago (Fig. 2). This kinematic age is comparable to and not larger than the characteristic age of PSR J0826+2637, $\tau_{char} = 4.92$ Myr Hobbs et al. (2004). The present NS parameters and position of the predicted SN are given in Table 2.

Turner et al. (2009) propose that HIP 13962 is a member of a previously unknown sparsely populated young cluster (with an age of 9 ± 1 Myr) that is presently dissolving into the field. The existence of that cluster is questionable, however. If existing, the cluster is only marginally detectable as cluster (see Figure 9 in Turner et al. 2009). It is not detectable in infrared data (2MASS JHK_S Cutri et al. (2003), Ł. Bukowiecki, priv. comm., see also Bukowiecki et al. (2012) for the method of detection). Moreover, the nine potential member stars listed by Turner et al. (2009) do not share a common proper motion (Fig. 1). Hence, the existence of this cluster is arguable.

The evolutionary age of HIP 13962 as post-main sequence star is 20 ± 4 Myr (Tetzlaff et al. 2011), in agreement with the age of its proposed parent cluster Stock 7 (13 – 16 Myr from isochrone fitting, Loktin et al. 2001; Kharchenko et al. 2005b; 16 ± 4 Myr from kinematics, Vande Putte et al. 2010) and significantly larger than the proposed age of Turner’s cluster. The age of the cluster Stock 7 could be as high as 45 Myr (Ł. Bukowiecki, priv. comm., from isochrone fitting, see also Bukowiecki et al. (2012) for the method). Then, the possible former companion to PSR J0826+2637 would be a blue straggler as expected for runaway stars that were ejected during a SN in a former binary system (Hoogerwerf et al. 2001).

¹ Due to the uncertainties of the kinematic properties of the cluster, the apparent radius increases as the (calculation) time increases to the past. The nominal radius of the cluster is ~ 2 pc, Kharchenko et al. 2005a whereas the error corrected radius $R_{corr} = 30$ pc.

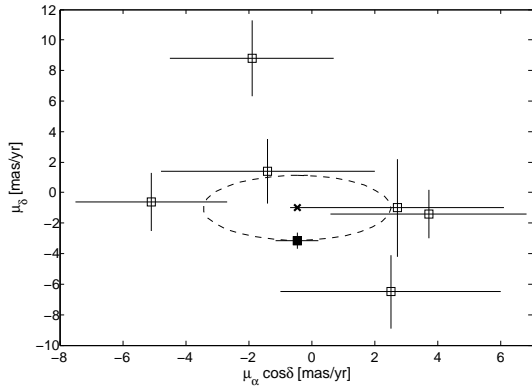


Figure 1. Proper motions of stars that are proposed member stars (rectangles, Hog et al. 1998; van Leeuwen 2007) of a cluster around HIP 13962 (filled rectangle, van Leeuwen 2007), Turner et al. (2009). The median value is marked as a cross. The dashed ellipse represents the median deviation from this value. The dispersion is more than 4 – 5 times larger than the typical value for clusters (~ 5 km/s in each direction, Tetzlaff et al. 2010, corresponding to ~ 0.6 mas/yr at a cluster distance of 1.7 kpc, Turner et al. 2009).

Using an age range of Stock 7 of 12 – 45 Myr, the estimated mass of the NS progenitor is $m_1 \lesssim 30 M_{\odot}$. Further restriction arises from that the SN progenitor must be more massive than its former companion. The mass of HIP 13962 is $\sim 12 M_{\odot}$ (Tetzlaff et al. 2011). On the main sequence, this star should have had a comparable mass, since in this mass regime the mass loss is small (~ 5 per cent, Schaller et al. e. g. 1992). Hence, the NS progenitor had a mass between 12 and $\sim 30 M_{\odot}$. This is consistent with that its mass must be higher than the mass of the earliest present member of the parent cluster Stock 7 (HD 15239, B2.5:Vn shell, Moffat & Vogt 1973; Abt et al. 1980, hence mass of $\sim 7 - 8 M_{\odot}$, Schmidt-Kaler 1982; Hohle et al. 2010). The mass ratio of the former binary system is then $m_2/m_1 > 0.4$. This is consistent with observations of massive binaries (e. g. Kobulnicky & Fryer 2007; Sana et al. 2008).

The present parameters of PSR J0826+2637 as well as the time and position of the SN if HIP 13962 is the former companion to the NS are given in Table 2.

If HIP 13962 experienced a nearby SN explosion, the photosphere of the star might be polluted by α process elements which are ejected by SNe into the ISM at high rates. α enhancement was discovered in a few sources like the hypervelocity star HD 271791 (Przybilla et al. 2008) and the optical companions of two black hole binary systems; Nova Scorpii 1994 (Israeli et al. 1999) and V404 Cyg (González Hernández et al. 2011). O, Ne, Mg, Si, S and Ca are expected to be overabundant in the photosphere compared to iron (for SN/hypernova yields, see Nomoto et al. 2006). Hence, we investigated the chemical abundances of HIP 13962.

Based on archival ELODIE (Observatoire de Haute-Provence, resolution $R \sim 42000$) data, the stellar parameters of HIP 13962 were derived (Kovtuykh 2007; Kovtuykh et al. 2012), effective temperature $T_{eff} = 5871 \pm 130$ K (Kovtuykh 2007), surface gravity $\log g = 1.2$, micro turbulence $\xi = 11.5$ km/s (Kovtuykh et al. 2012) and projected rotational velocity $v \sin i \sim 90$ km/s (Turner et al. 2009). We determine $v \sin i = 29.0 \pm 2.3$ km/s. This value is still significantly larger than the typical $v \sin i$ for FG supergiants

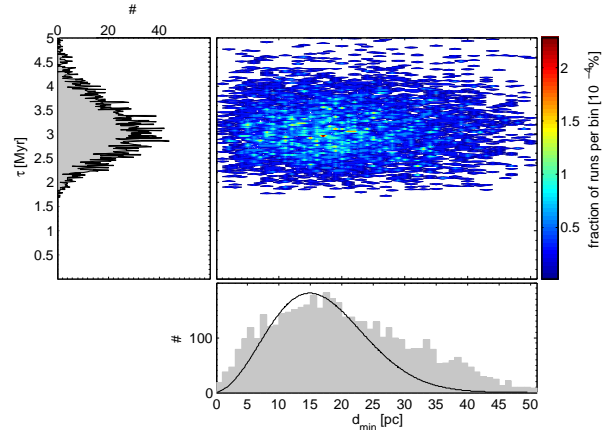


Figure 2. Distributions of minimum separations d_{min} and corresponding flight times τ for encounters between PSR J0826+2637 and HIP 13962, only those Monte Carlo runs are shown for which both stars were within 30 pc from the centre of Stock 7. The solid curves drawn in the d_{min} histograms (bottom panel) represent the theoretically expected distribution (see section 2) with $\mu = 0$ and $\sigma = 13.0$ pc, adapted to the first part of the histogram.

(5 – 12 km/s, De Medeiros et al. 2002). HIP 13962 is a yellow supergiant at nearly solar metallicity. The abundances for each element relative to hydrogen are given in Table 3.

The source has an unexpectedly high Li abundance (Fig. 3). This can be due to the high rotational velocity (Kovtuykh et al. 2005) and/or a relatively young age, if the star was a pre-main sequence star (instead of post-main sequence star) – consistent with a recent core-collapse SN in its system. The fast rotation can be due to the accretion from the primary during pre-SN binary evolution. The Li enrichment is also seen in the case of V404 Cyg (Martin et al. 1992). The most plausible mechanism is thought to be the neutron induced spallation of CNO elements on the companion atmosphere (Guessoum & Kazanas 1999). In our case, we suggest energetic protons and α particles from the SN as the source of the spallation of CNO elements. So, Li enhancement might be explained by the spallation on the atmosphere of HIP 13962 due to the SN event.

While it is hard to comment on the whole picture because of the high errors, the Nitrogen enrichment seems clear (Figs. 3, 4). However, it is expected in supergiants together with the underabundance of O, C according to convective dredge up. The low abundance of Mg and a higher abundance of Na are also observed in other supergiants (Luck et al. 2008). S and Si abundances are consistent with that of iron. So, there is no clear α enhancement in HIP 13962. N enrichment is due to the dredge-up, but it can also arise from mass accretion from the primary in the pre-SN binary system.

Furthermore, the accretion from the expanding material of the SN also depends on the binary separation; $M_{SN} = M_{ejct} \cdot R_{sec}^2 / 4a^2$, where M_{SN} is the geometric impacting mass, R_{sec} is the radius of the secondary and a is the binary separation (Fryxell & Arnett 1981). E. g. for a twin binary with masses $12 + 12 M_{\odot}$ with binary separation $\gtrsim 800 R_{\odot}$, the accreted mass is $\lesssim 4 \cdot 10^{-4} M_{\odot}$ for an ejected mass of $10 M_{\odot}$ and a secondary radius of $10 R_{\odot}$. This is probably too low to be detectable. However, the mechanism is not very well understood and searching for α enhancement is still important.

Another point is that the photosphere is rich in rare-earth elements (Table 3). Among these features, Europium and Gadolinium are mostly r-process elements in solar composition (Burriss et al.

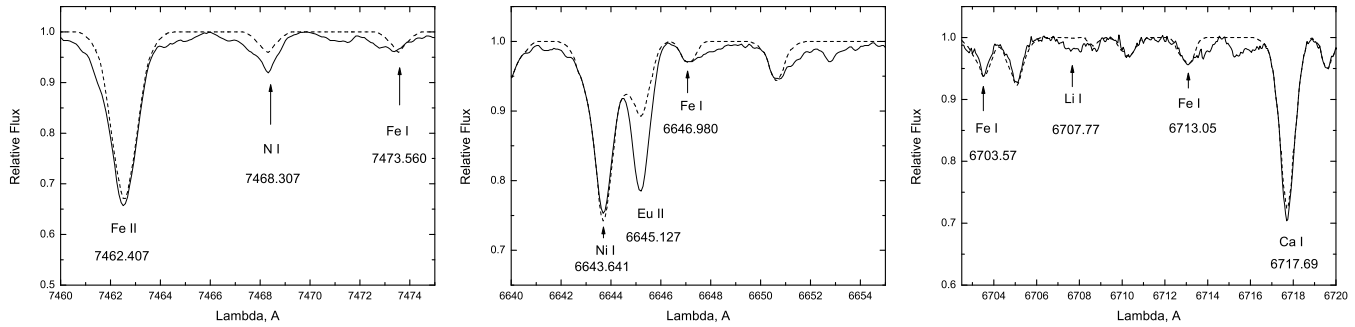


Figure 3. Spectrum of HIP 13962 (solid line) showing the regions of the Nitrogen 7468 Å (left panel), Europium 6645 Å (middle panel) and Lithium 6708 Å (right panel) lines. The dashed lines are synthetic spectra, computed with solar abundance.

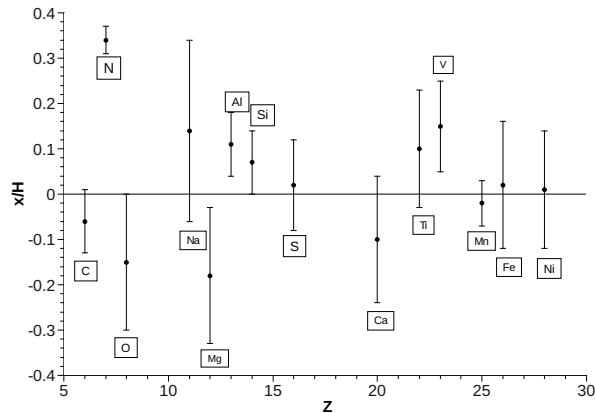


Figure 4. Abundances of α process elements for HIP 13962 relative to solar values. For comparison, abundances of iron peak elements are also shown. Additional significant overabundances: $[Eu/H] = 0.39 \pm 0.20$, $[Gd/H] = 0.42 \pm 0.20$, $[Li/H] = 0.89 \pm 0.20$.

2000). Compared to the mean chemical abundances of 64 F to M type supergiants given in (Luck & Bond 1989), HIP 13962 is slightly enriched in Eu. The nearby SN might be responsible for the r-enrichment. However, an extended sample of such sources is needed. Also, without the proof of the α enhancement, we cannot be sure of the SN accretion as the reason of the r-enrichment. Surely, another explanation can be the galactic distribution or local enrichment of r-process elements in the ISM. If this is the reason, we expect the abundances follow the solar r-process pattern (Burris et al. 2000) like in the case of CS 22892-052 (Snedden et al. 2003). The s-process pattern may deviate due to the evolved state of our source. Future observations with higher resolution and signal to noise will show a clearer picture.

Concluding, we can neither confirm nor reject whether HIP 13962 witnessed a SN in a former binary system due to its already evolved state.

4 CONCLUSIONS

We searched for the origin of the young pulsar PSR J0826+2637. In order to account for the uncertainties in the observables as well as the unknown radial velocity of NSs, we performed Monte Carlo simulations and evaluated the outcome statistically.

Table 3. Elemental abundances of HIP 13962 in solar units. The errors are the 1σ uncertainties from the line to line scattering. The uncertainties for elements with only one measurement is inferred from the typical uncertainties mentioned in Kovtyukh et al. (2012). The last column shows the number of lines # used for the measurements.

Ion	[x/H]	#
Li I	0.89 ± 0.20	1
C I	-0.06 ± 0.07	6
N I	0.34 ± 0.03	3
O I	-0.15 ± 0.20	1
Na I	0.14 ± 0.20	1
Mg I	-0.18 ± 0.15	3
Al I	0.11 ± 0.07	4
Si I	0.07 ± 0.07	13
S I	0.02 ± 0.10	3
Ca I	-0.10 ± 0.14	4
Ti I	0.10 ± 0.13	5
Ti II	0.03 ± 0.20	1
V I	0.15 ± 0.10	3
V II	0.00 ± 0.03	2
Cr I	-0.01 ± 0.20	3
Cr II	0.08 ± 0.20	1
Mn I	-0.02 ± 0.05	3
Fe I	0.02 ± 0.14	55
Fe II	0.03 ± 0.08	11
Ni I	0.01 ± 0.13	13
Cu I	0.02 ± 0.20	1
Y I	0.35 ± 0.20	1
Zr II	0.07 ± 0.20	1
Ce II	0.18 ± 0.15	2
Pr II	0.02 ± 0.12	2
Nd II	0.36 ± 0.08	3
Eu II	0.39 ± 0.20	1
Gd II	0.42 ± 0.20	1

We found that PSR J0826+2637 was possibly ejected from the small cluster Stock 7 with the G0Ia runaway star HIP 13962 being its possible former companion (Fig. 5). The predicted kinematic age of the NS is 3.0 ± 0.6 Myr. This is comparable to the spin-down age and suggests a braking index of $4.3^{+0.8}_{-0.6}$ assuming that the initial spin period was negligible and no glitches occurred. We cannot prove an α enhancement of the runaway star mainly due to the highly evolved state of the star. Even if there had been an enrichment, convective mixing concealed it. However, the binary SN scenario may be supported by the overabundance of r-process ele-

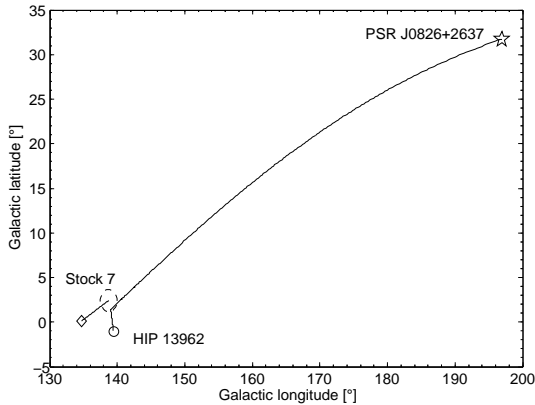


Figure 5. Past trajectories for PSR J0826+2637, the runaway star HIP 13962 and the cluster Stock 7 projected on a Galactic coordinate system (for a particular set of input parameters consistent with Table 2) traced back for 3 Myr. Present positions are marked with a star for the NS, an open circle for the runaway star and a diamond for the cluster. The dashed circle reflects a 30 pc radius (see footnote 1).

ments such as Eu and Gd that were possibly ejected during the SN and accreted by the runaway star. Also, the high rotational velocity of $v \sin i \sim 29$ km/s is consistent with former binary evolution. However, we cannot prove that HIP 13962 gained its runaway status in a past SN event and stress that the star remains a former companion candidate to the NS progenitor.

The predicted radial velocity of PSR J0826+2637 is almost zero, implying a 3D velocity of 183^{+39}_{-32} km/s and an inclination to the line-of-sight of the pulsar's motion of $i = 87 \pm 11$ deg. This 3D velocity vector can be used to further investigate the orientation between the pulsar's velocity and spin vectors, if the 3D spin vector was also known. Becker et al. (2004) find an X-ray pulsed fraction of 49 ± 22 per cent (2σ). In principle, with phase-resolved spectroscopy, it is possible to determine the angle between the rotational and magnetic field axes although the current data is not sufficient.

ACKNOWLEDGMENTS

We are grateful to Ł. Bukowiecki for discussing the age of the cluster Stock 7.

NT acknowledges Carl-Zeiss-Stiftung for a scholarship. We acknowledge partial support from DFG in the SFB/TR-7 Gravitational Wave Astronomy. This work has made use of the Australia Telescope National Facility (ATNF) pulsar database and the Simbad database, operated at the Centre de Données astronomiques de Strasbourg (CDS).

REFERENCES

- Abt H. A., Perry C. L., Olsen E. H., Grauer A. D., 1980, *PASP*, 92, 60
- Becker W., Weisskopf M. C., Tennant A. F., Jessner A., Dyks J., Harding A. K., Zhang S. N., 2004, *ApJ*, 615, 908
- Bobylev V. V., 2008, *Astronomy Letters*, 34, 686
- Bobylev V. V., Bajkova A. T., 2009, *Astronomy Letters*, 35, 396
- Bukowiecki Ł., Maciejewski G., Konorski P., Niedzielski A., 2012, *Acta Astronomica*, 62, 281
- Burris D. L., Pilachowski C. A., Armandroff T. E., Sneden C., Cowan J. J., Roe H., 2000, *ApJ*, 544, 302
- Chmyreva E. G., Beskin G. M., Biryukov A. V., 2010, *Astronomy Letters*, 36, 116
- Craft H. D., Lovelace R. V. E., Sutton J. M., 1968, *IAU Circ.*, 2100, 1
- Cutri R. M., Skrutskie M. F., van Dyk S., Beichman C. A., Carpenter J. M., Chester T., Cambresy L., Evans T., et al. 2003, *VizieR Online Data Catalog*, 2246, 0
- De Medeiros J. R., Udry S., Burki G., Mayor M., 2002, *A&A*, 395, 97
- de Zeeuw P. T., Hoogerwerf R., de Bruijne J. H. J., Brown A. G. A., Blaauw A., 1999, *AJ*, 117, 354
- Fryxell B. A., Arnett W. D., 1981, *ApJ*, 243, 994
- González Hernández J. I., Casares J., Rebolo R., Israelian G., Filippenko A. V., Chornock R., 2011, *ApJ*, 738, 95
- Guessoum N., Kazanas D., 1999, *ApJ*, 512, 332
- Gusakov M. E., Kaminker A. D., Yakovlev D. G., Gnedin O. Y., 2005, *MNRAS*, 363, 555
- Gwinn C. R., Taylor J. H., Weisberg J. M., Rawley L. A., 1986, *AJ*, 91, 338
- Heger A., Fryer C. L., Woosley S. E., Langer N., Hartmann D. H., 2003, *ApJ*, 591, 288
- Hobbs G., Lorimer D. R., Lyne A. G., Kramer M., 2005, *MNRAS*, 360, 974
- Hobbs G., Lyne A. G., Kramer M., Martin C. E., Jordan C., 2004, *MNRAS*, 353, 1311
- Hog E., Kuzmin A., Bastian U., Fabricius C., Kuimov K., Lindgren L., Makarov V. V., Roeser S., 1998, *A&A*, 335, L65
- Hohle M. M., Neuhäuser R., Schutz B. F., 2010, *Astronomische Nachrichten*, 331, 349
- Hoogerwerf R., de Bruijne J. H. J., de Zeeuw P. T., 2001, *A&A*, 365, 49
- Israelian G., Rebolo R., Basri G., Casares J., Martín E. L., 1999, *Nature*, 401, 142
- Kaplan D. L., van Kerkwijk M. H., Anderson J., 2007, *ApJ*, 660, 1428
- Kharchenko N. V., Piskunov A. E., Röser S., Schilbach E., Scholz R.-D., 2005a, *A&A*, 440, 403
- Kharchenko N. V., Piskunov A. E., Röser S., Schilbach E., Scholz R.-D., 2005b, *A&A*, 438, 1163
- Kobulnicky H. A., Fryer C. L., 2007, *ApJ*, 670, 747
- Kodama T., 1997, PhD thesis, Institute of Astronomy, Univ. Tokyo
- Kovtuykh V. V., 2007, *MNRAS*, 378, 617
- Kovtuykh V. V., Gorlova N. I., Belik S. I., 2012, *MNRAS*, 423, 3268
- Kovtuykh V. V., Soubiran C., Bondar A. V., Korotin S. A., Musaeff F. A., Yasinskaya M. P., 2005, *Kinematika i Fizika Nebesnykh Tel*, 21, 141
- Loktin A. V., Beshenov G. V., 2001, *Astronomy Letters*, 27, 386
- Loktin A. V., Gerasimenko T. P., Malysheva L. K., 2001, *Astronomical and Astrophysical Transactions*, 20, 607
- Luck R. E., Andrievsky S. M., Fokin A., Kovtuykh V. V., 2008, *AJ*, 136, 98
- Luck R. E., Bond H. E., 1989, *ApJS*, 71, 559
- Lyne A. G., Anderson B., Salter M. J., 1982, *MNRAS*, 201, 503
- Maeder A., Meynet G., 1989, *A&A*, 210, 155
- Maíz-Apellániz J., Walborn N. R., Galué H. A., Wei L. H., 2004, *ApJS*, 151, 103
- Martin E. L., Rebolo R., Casares J., Charles P. A., 1992, *Nature*, 358, 129

- Mason B. D., Gies D. R., Hartkopf W. I., Bagnuolo Jr. W. G., ten Brummelaar T., McAlister H. A., 1998, *AJ*, 115, 821
- Mignani R. P., Vande Putte D., Cropper M., Turolla R., Zane S., Pellizza L. J., Bignone L. A., Sartore N., Treves A., 2013, *MNRAS*, 429, 3517
- Moffat A. F. J., Vogt N., 1973, *A&AS*, 11, 3
- Nomoto K., Tominaga N., Umeda H., Kobayashi C., Maeda K., 2006, *Nuclear Physics A*, 777, 424
- Pellizza L. J., Mignani R. P., Grenier I. A., Mirabel I. F., 2005, *A&A*, 435, 625
- Pons J. A., Miralles J. A., Geppert U., 2009, *A&A*, 496, 207
- Popov S. B., Pons J. A., Miralles J. A., Boldin P. A., Posselt B., 2010, *MNRAS*, 401, 2675
- Przybilla N., Nieva M. F., Heber U., Butler K., 2008, *ApJ*, 684, L103
- Sana H., Gosset E., Nazé Y., Rauw G., Linder N., 2008, *MNRAS*, 386, 447
- Schaller G., Schaerer D., Meynet G., Maeder A., 1992, *A&AS*, 96, 269
- Schild H., Maeder A., 1985, *A&A*, 143, L7
- Schmidt-Kaler T. H., 1982, *Physical parameters of the stars*
- Snedden C., Cowan J. J., Lawler J. E., Ivans I. I., Burles S., Beers T. C., Primas F., Hill V., Truran J. W., Fuller G. M., Pfeiffer B., Kratz K.-L., 2003, *ApJ*, 591, 936
- Sun X., Trumper J., Dennerl K., Becker W., 1993, *IAU Circ.*, 5895, 2
- Tetzlaff N., 2013, PhD thesis, AIU, Friedrich-Schiller-Universität Jena, Germany
- Tetzlaff N., Eisenbeiss T., Neuhäuser R., Hohle M. M., 2011, *MNRAS*, 417, 617
- Tetzlaff N., Neuhäuser R., Hohle M. M., 2009, *MNRAS*, 400, L99
- Tetzlaff N., Neuhäuser R., Hohle M. M., 2011, *MNRAS*, 410, 190
- Tetzlaff N., Neuhäuser R., Hohle M. M., Maciejewski G., 2010, *MNRAS*, 402, 2369
- Tetzlaff N., Schmidt J. G., Hohle M. M., Neuhäuser R., 2012, *PASA*, 29, 98
- Tetzlaff N., Torres G., Neuhäuser R., Hohle M. M., 2013, *MNRAS*, 435, 879
- Tinsley B. M., 1980, *Fundamentals of Cosmic Physics*, 5, 287
- Turner D. G., Kovtyukh V. V., Majaess D. J., Lane D. J., Moncrieff K. E., 2009, *Astronomische Nachrichten*, 330, 807
- van Kerkwijk M. H., Kulkarni S. R., 2001, *A&A*, 380, 221
- van Leeuwen F., 2007, *A&A*, 474, 653
- Vande Putte D., Garnier T. P., Ferreras I., Mignani R. P., Cropper M., 2010, *MNRAS*, 407, 2109