

Statistical distributions and the entropy considerations in genetics

K. Lukierska-Walasek*

Faculty of Mathematics and Natural Sciences, Cardinal Stefan Wyszyński University, Dewajtis 5, 01-815 Warsaw, Poland

K. Topolski†

Institute of Mathematics, Wrocław University, Pl. Grunwaldzki 2/4, 50-384 Wrocław, Poland

Zipf's law implies the statistical distributions of hyperbolic type, which can describe the properties of stability and entropy loss in linguistics. We present the information theory from which follows that if the system is described by distributions of hyperbolic type it leads to the possibility of entropy loss. We try to find the correspondence between the histograms of gene lengths and the distributions of hyperbolic type for some bacteria, as *Borelia burgdorferi*, *Escherichia coli* and *Saccharomyces cerevisiae*.

PACS numbers:

Keywords: gene length, hyperbolic distributions, entropy

1. Introduction. In last years appeared the possibility to provide some knowledge of the genome sequence data in many organisms. The genome have been studied intensively by number of different methods [1]-[10]. The statistical analysis of DNA is complicated because of its complex structure; it consists of coding and non coding regions, repetitive elements, etc., which have an influence on the local sequence decomposition. The long range correlations in sequence compositions of DNA is much more complex than simple power law; moreover effective exponents of scale regions are varying considerably between different species [9], [10]. In papers [5], [6] the Zipf approach to analyzing linguistic texts has been extended to statistical study of DNA base pair sequences.

In our paper we take into account some linguistic features of genomes to study the statistics of gene lengths. We present the information theory from which follows that if the system is described by special distribution of hyperbolic type it implies a possibility of entropy loss. Distributions of hyperbolic type describe also property of stability and flexibility which explain that the language considered in the paper [11] can develop without changing its basic structure. Similar situation can occur in a genome sequence data which carries the genetic information. We can expect above features in gene strings as in language strings (words, sentences) because of presence of redundancy in both cases.

In *Sect.2* we shall present some common features of linguistics and genetics. In *Sect.3* we describe Code Length Game, Maximal Entropy Principle and the theorem about hyperbolic type distributions and entropy lost. Final *Sect.4* contains some applications to genetics and final remarks. We model a gene length histograms using GIG (Generalized Inverse Gaussian) hyperbolic distributions. The tails of this distributions appear to be power distributions.

2. Some common features of linguistics and genetics. A language is characterized by some alphabet with letters: a, b, c, ..., which form words as sequence of n letters. In

quantum physics the analogy to letters can be attached to pure states, and texts correspond to mixed general states. Languages have very different alphabets: computers 0,1 (two bits), English language 27 letters with space and DNA four nitric bases: G(*guanine*), A(*adenine*), C(*cytosine*), T(*thymine*). The collection of letters can be ordered or disordered. To quantify the disorder of different collections of the letters we use an entropy.

$$H = - \sum_{i=1} p_i \log_2 p_i, \quad (1)$$

where p_i denotes probability of occurrence i -th letter. If we take base of logarithm 2 this will lead to the entropy measured in bits. When all letters have the same probability in all states obviously the entropy has maximum value H_{max} .

A real entropy has lower value H_{eff} , because in a real languages the letters have not the same probability of appearance. Redundancy R of language is defined [11] as follows

$$R = \frac{H_{max} - H_{eff}}{H_{max}} \quad (2)$$

The quantity $H_{max} - H_{eff}$ is called an information. Information depend on difference between the maximum entropy and the actual entropy. The bigger actual entropy means the smaller redundancy. Redundancy can be measured by values of the frequencies with which different letters occur in one or more texts. Redundancy R denotes the number that if we remove the part R of the letters determined by redundancy, the meaning of the text will be still understood. In English some letters occur more frequently than other and similarly in DNA of vertebrates the frequency of nitric bases C and G pairs is usually less frequent than A and T pairs. The low value of redundancy allows in easier way to fight transcription errors in gene code. The papers [5], [6] it is demonstrated that non coding regions of eukaryotes display a smaller entropy and larger redundancy than coding regions.

3. *Maximal Entropy Principle and Code Length Game.* In this section we shall provide some mathematics from the information theory which will be helpful in the quantitative formulation of our approach, for details see [11].

Let A be the *alphabet* which is a discrete set finite or countable infinite. Let M_+^1 and $\sim M_+^1(A)$ are respectively, the set of probability measures on A and the set of non-negative measures P , such that $P(A) \leq 1$. The elements in A can be thought as *letters*. By $K(A)$ we denote the set of mappings, *compact codes*, $k : A \rightarrow [0, \infty]$, which satisfy *Kraft's equality* [13]

$$\sum_{i \in A} \exp(-k_i) = 1. \quad (3)$$

By $\sim K(A)$ we denote the set of all mappings, *general codes*, $k : A \rightarrow [0, \infty]$, which satisfy *Kraft's inequality* [13]

$$\sum_{i \in A} \exp(-k_i) \leq 1. \quad (4)$$

For $k \in \sim K(A)$ and $i \in A$, k_i is the *code length*, for example the length of the word. For $k \in \sim K(A)$ and $P \in M_+^1(A)$ the *average code length* is defined as

$$\langle k, P \rangle = \sum_{i \in A} k_i p_i. \quad (5)$$

There is bijective correspondence between p_i and k_i

$$k_i = -\ln p_i \quad \text{and} \quad p_i = \exp(-k_i).$$

For $P \in M_+^1(A)$ we also introduce the entropy

$$H(P) = - \sum_{i \in A} p_i \ln p_i. \quad (6)$$

The entropy can be represented as minimal average code length, (see [11]):

$$H(P) = \min_{k \in \sim K(A)} \langle k, P \rangle.$$

Let $\mathcal{P} \subseteq M_+^1(A)$ than

$$\begin{aligned} H_{\max}(\mathcal{P}) &= \sup_{P \in \mathcal{P}} \inf_{k \in \sim K(A)} \langle k, P \rangle \\ &= \sup_{P \in \mathcal{P}} H(P) \\ &\leq \inf_{k \in \sim K(A)} \sup_{P \in \mathcal{P}} \langle k, P \rangle \\ &= R_{\min}(\mathcal{P}). \end{aligned} \quad (7)$$

The formula 7 present the Nash optimal strategies. R_{\min} denotes *minimum risk*, k denotes the Nash equilibrium code, P denotes probability. For example, in a linguistics the listener is a minimizer, speaker is a maximizer. We have words with distributions p_i and their codes k_i , $i = 1, 2, \dots$. The listener chooses codes k_i , the speaker

chooses probability distributions p_i .

We can notice that Zipf argued [14] that in the development of a language vocabulary balance is reached as a result of two opposing forces: *unification* which tends to reduce the vocabulary and corresponds to a principle of least effort, seen from point of view of speaker and *diversification* connected with the listeners wish to know meaning of speech.

This principle (7) is so basic as *Maximum Entropy Principle* has a sense that search for one type of optimal strategy called as *Code Length Game* translates directly into a search for distributions with maximum entropy. It is given a code $k \in \sim K(A)$ and distribution $P \in M_+^1(A)$. Optimal strategy according $H(P) = \inf_{k \in \sim K} \langle k, P \rangle$ is represented by entropy $H(P)$, where actual strategy is represented by $\langle k, P \rangle$.

Zipf's law is an empirical observation which relates rank and frequency of words in natural language [14]. This law suggests modeling by distributions of hyperbolic type [11], because no distributions over N have probabilities proportional to $1/i$, due to the lack of normalization condition.

We consider a class of distributions $P = (p_1, p_2, \dots)$ over N . If $p_1 \geq p_2 \geq \dots$, P is said to be hyperbolic if for any given $\alpha > 1$, $p_i \geq i^{-\alpha}$ for infinitely many indexes i . As an example we can choose $p_i \sim i^{-1}(\log(i))^{-c}$ for some constant $c > 2$.

The code length game for model $\mathcal{P} \in M_+^1(N)$ with codes $k : A \rightarrow [0, \infty]$ for which $\sum_{i \in A} \exp(-k_i) = 1$, is in equilibrium if and only if $H_{\max}(\text{co}(\mathcal{P})) = H_{\max}(\mathcal{P})$. In such a case a distribution P^* is the H_{\max} attractor such that $P_n \rightarrow P^*$, if for every sequence $(P_n)_{n>1} \subseteq \mathcal{P}$ for which $H(P_n) \rightarrow H_{\max}(\mathcal{P})$. One expects that $H(P^*) = H_{\max}(\mathcal{P})$ but in the case with entropy loss we have $H(P^*) < H_{\max}(\mathcal{P})$. Such possibility appears when distributions are hyperbolic. It follows from theorem in [11].

Theorem. *Assume that $P^* \in M_+^1(N)$ is of finite entropy and it has ordered point probabilities. Then necessary and sufficient condition that P^* can occur as H_{\max} -attractor in a model with entropy loss, is that P^* is hyperbolic. If this condition is fulfilled than for every h with $H(P^*) < h < \infty$, there exists a model $\mathcal{P} = \mathcal{P}_h$ with P^* as H_{\max} -attractor and $H_{\max}(\mathcal{P}_h) = h$. In fact, $\mathcal{P}_h = \{P \mid \langle k^*, P \rangle \leq h\}$ is a largest model. k^* denotes the code adopted to P^* , i. e. $k^* = -\ln(p^*)$, $i > 1$.*

As example we can consider "an ideal" language where the frequencies of words are described by hyperbolic distribution P^* with finite entropy. At a certain stage of life one is able to communicate at reasonably height rate about $H(P^*)$ and improve language by introduction of specialized words, which occur seldom in a language as a whole. This process can be continued during the rest of life. One is able to express complicated ideas develop

language without changing a basic structure of the language. Similar situation we can expect in gene strings, which carry an information.

4. *Application to genetics.* The gene length data are obtained from GeneBank (ftp://ftp.ncbi.nih.gov). We model histograms of gene lengths by GIG distributions.

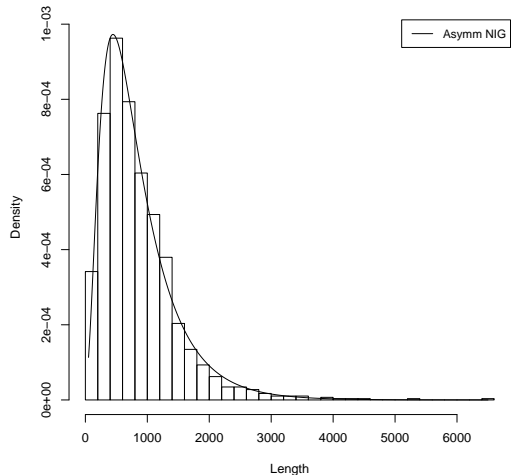


FIG. 1: Histogram of the gene length in the genome of the *Borrelia burgdorferi* with the fit of the inverse Gaussian distribution.

Figure 1 presents histogram of the gene length in genome of the *Borrelia burgdorferi* and its approximation by probability the Asymmetric Inverse Gaussian Distribution with parameters $\mu = 420.9643$, $\sigma = 466.0570$ and $\gamma = 468.7277$.

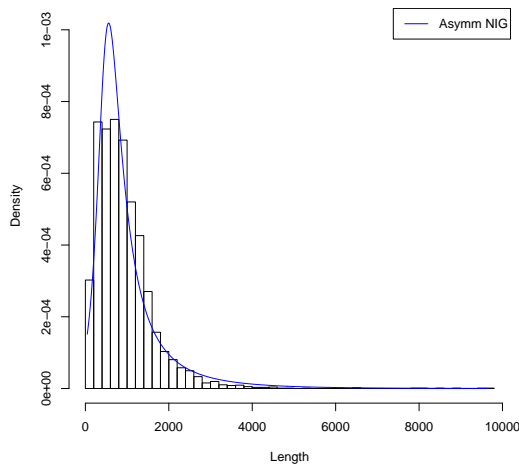


FIG. 2: Histogram of the gene length in the genome of the *Escherichia coli* with the fit of the inverse Gaussian distribution.

Figure 2 present histogram of the gene length in genome of the *Escherischia coli* and its approximation by probability the Asymmetric Inverse Gaussian Distribution with parameters $\mu = 448.0338$, $\sigma = 531.6735$ and $\gamma = 529.9635$.

The tails of these distributions appears to be of the power type.

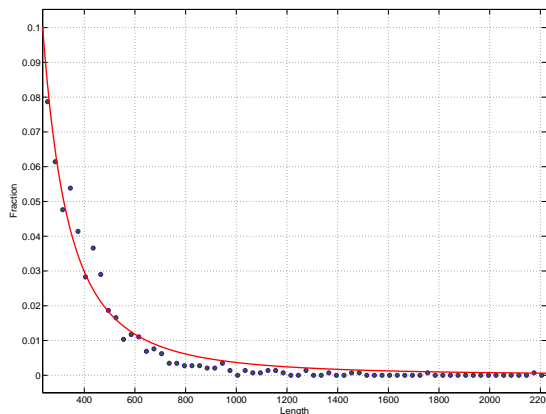


FIG. 3: The comparison of the tail of gene length distribution of the *Borrelia burgdorferi* to the tail of the power type distribution.

On the Figure 3 we presents the fit of the tail of gene length distribution of the *Borrelia burgdorferi* to function of the form $f(x) = Cx^{-1-a}$, where $C > 0$ and $a > 2$ are constants. The least squares best fit are obtained with $C = 1500,899$ and $a = 2,165$.

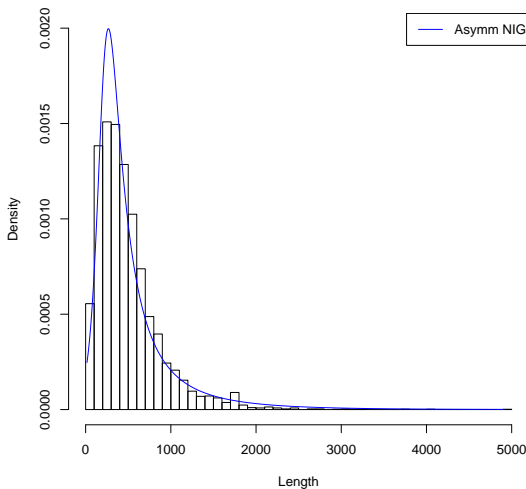


FIG. 4: Histogram of the gene length in the genome of the *Saccharomyces cerevisiae S288c* with the fit of the inverse Gaussian distribution.

Figure 4 presents histogram of the gene length in genome of *Saccharomyces cerevisiae* and its approximation by probability the Asymmetric Inverse Gaussian Distribution with parameters $\mu = 201.5467$, $\sigma = 257.1359$ and $\gamma = 322.3161$.

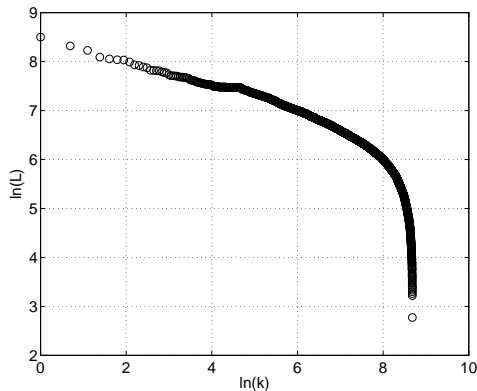


FIG. 5: Plot of the logarithm of the gene length L versus logarithm of its length rank for the *Saccharomyces cerevisiae* *S288c* genome.

Figure 5 presents plot of the logarithm of gene length versus logarithm of its length rank.

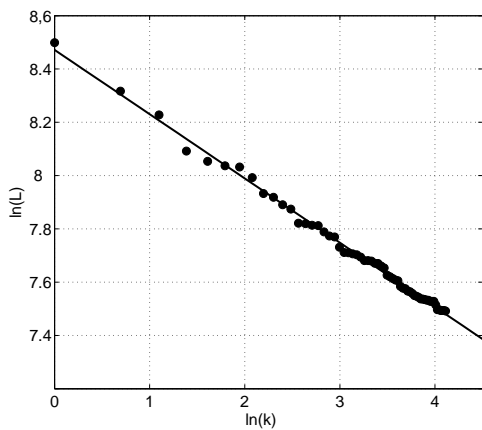


FIG. 6: Plot of the logarithm of the gene length L versus logarithm of its length rank for the genes with size bigger than 5379 bp in *Saccharomyces cerevisiae* *S288c* genome. The strain line represent the linear regression line $y = -0.2413x + 8.4718$.

Figure 6 presents the fit of the tail of gene length distribution of the *Saccharomyces cerevisiae*.

5. *Final remarks.* Zipf's law relates the rank k and the frequency of words f in natural languages by exact hyperbolic formula $k \times f = const$. However the probability values $1/n$ for all natural numbers n does not satisfy the normalizability condition. This problem is not occurring if we introduce distributions of hyperbolic type. In the paper we follow the statistical description of natural languages and we present the informatics considerations providing as conclusion the stability property and possibility of entropy loss. We apply similar reasoning to genetics with the description of genes corresponding to words in languages. We test three examples of genomes and describe its gene length statistics which appears to be represented by hyperbolic GIG distributions. The tails of distributions are not well fitted by hyperbolic type of distributions from theorem but by the power law.

One of the authors (K. L-W) would like to thank prof. Franco Ferrari for discussions.

* Electronic address: k.lukierska@uksw.edu.pl

† Electronic address: topolski@math.uni.wroc.pl

- [1] W. Li and K. Kaneko, Europhys. Lett. **17**, 655 (1992)
- [2] C. K. Peng *et al.*, Nature (London) **356**, 168 (1992).
- [3] R.F.Voss Phys Rev.Lett.**68**, 3805 (1992).
- [4] C. K. Peng *et al.*, Phys. Rev. E **49**, 1685(1994)
- [5] R. N. Mantegna, S. V. Buldyrev, A. L. Goldberger, S. Havlin, C. K. Peng, M. Simons, and H. E. Stanley, Phys. Rev. Lett. **73**, 3169, 1994.
- [6] R. N. Mantegna, S. V. Buldyrev, A. L. Goldberger, S. Havlin, C. K. Peng, M. Simons, and H. E. Stanley, Phys. Rev. E **52**, 2939, 1994.
- [7] H.E Stanley *et al*,Physica A (Amsterdam) **273**, 1 (1999).
- [8] M.D.SousaVieira, Phys.Rev.E**60**,5932 (1999).
- [9] D.Holste *et al.*,Phys.Rev.E **67**,061913(2003).
- [10] P. W. Messer, P. F. Arndt and M. Lassing, Phys. Rev. Lett. **94**,138103(2005).
- [11] P. Harremoës and F. Topsoe, Entropy, **3**,1,2001.
- [12] C. S. Shannon, Bell Syst. Tech. J. **27**, 379, 1948.
- [13] I. M. Cover, I. A. Thomas, Information theory, Wiley, New York, 1991.
- [14] K. G. Zipf, Human Behaviour and the Principle of Least Effort, Addison-Wesley, Cambridge, 1949.