

Pi Fractions for Generating Uniformly Distributed Sampling Points in Global Search and Optimization Algorithms

(Updated 17 March 2014)

Richard A. Formato¹

Abstract: π Fractions are used to create deterministic uniformly distributed pseudorandom decision space sample points for a global search and optimization algorithm. These fractions appear to be uniformly distributed on [0,1] and can be used in any stochastic algorithm rendering it effectively deterministic without compromising its ability to explore the decision space. π Fractions are generated using the BBP π digit extraction algorithm. The π Fraction approach is tested using genetic algorithm π GASR with very good results. A π Fraction data file is available upon request.

1. Introduction

The uniformity of randomly generated sample points is an important consideration in global search and optimization. Sample points should be generated using a truly uniformly distributed random variable calculated from a probability distribution, but most pseudorandom sequence generators fall short because their points in fact are not uniformly distributed. One alternative approach is using Low Discrepancy Sequences (LDS) in which there appears to be growing interest. De Rainville *et al.* [1,2] provide a summary of the uniformity problem and develop an evolutionary optimization approach to generating LDS. Pant *et al.* [3] describe an improved Particle Swarm Optimization (PSO) algorithm utilizing van der Corput and Sobol LDS. Other representative, not exhaustive examples include LDS applied to liquid crystal display dot patterns [4], power system stabilizers [5], and financial analysis [6,7].

This note describes another alternative for generating uniformly distributed sample points using π Fractions computed from hexadecimal digit extraction from the constant π . Pi Fractions are uniformly distributed and provide a basis for creating reproducible sample point distributions that can be used in any global search and optimization algorithm regardless of its nature, stochastic, deterministic or hybrid.

2. BBP Algorithm

The Bailey-Borwein-Plouffe (BBP) algorithm quite remarkably extracts hexadecimal digits from the numerical constant π beginning at *any* digit without having to compute *any* of the preceding digits. BBP is based on the identity

$$\pi = \sum_{k=0}^{\infty} \frac{1}{16^k} \left(\frac{4}{8k+1} - \frac{2}{8k+4} - \frac{1}{8k+5} - \frac{1}{8k+6} \right) \quad (1)$$

whose derivation and use in BBP is described in detail in [8]. As an example, the hex digits of π starting at digit 1,000,000 are 26C65E52CB459350050E4BB1 and the corresponding π Fraction is 0.151464362347971272412488292131. For all practical purposes the first 215,829 π Fractions are uniformly distributed on [0,1] with a mean value of 0.499283729688375. The

Cumulative Distribution Function (CDF) for these data is plotted in Fig. 1 (1000 bins) in which $\Pr\{\pi_i \leq X\}$ is the probability that π Fraction π_i is less than or equal to $0 \leq X \leq 1$. It is reasonable to speculate that all sequential π_i are uniformly distributed. Testing on various subsets of this data set reveals a uniform distribution regardless of how many contiguous fractions are included in any fairly large sample or where the sequence is begun. It also seems reasonable to believe that any sufficiently large set of arbitrarily selected π_i also will be uniformly distributed in $[0,1]$. These characteristics have not been investigated for the other constants discussed in [8], but they well may exhibit similar behavior.

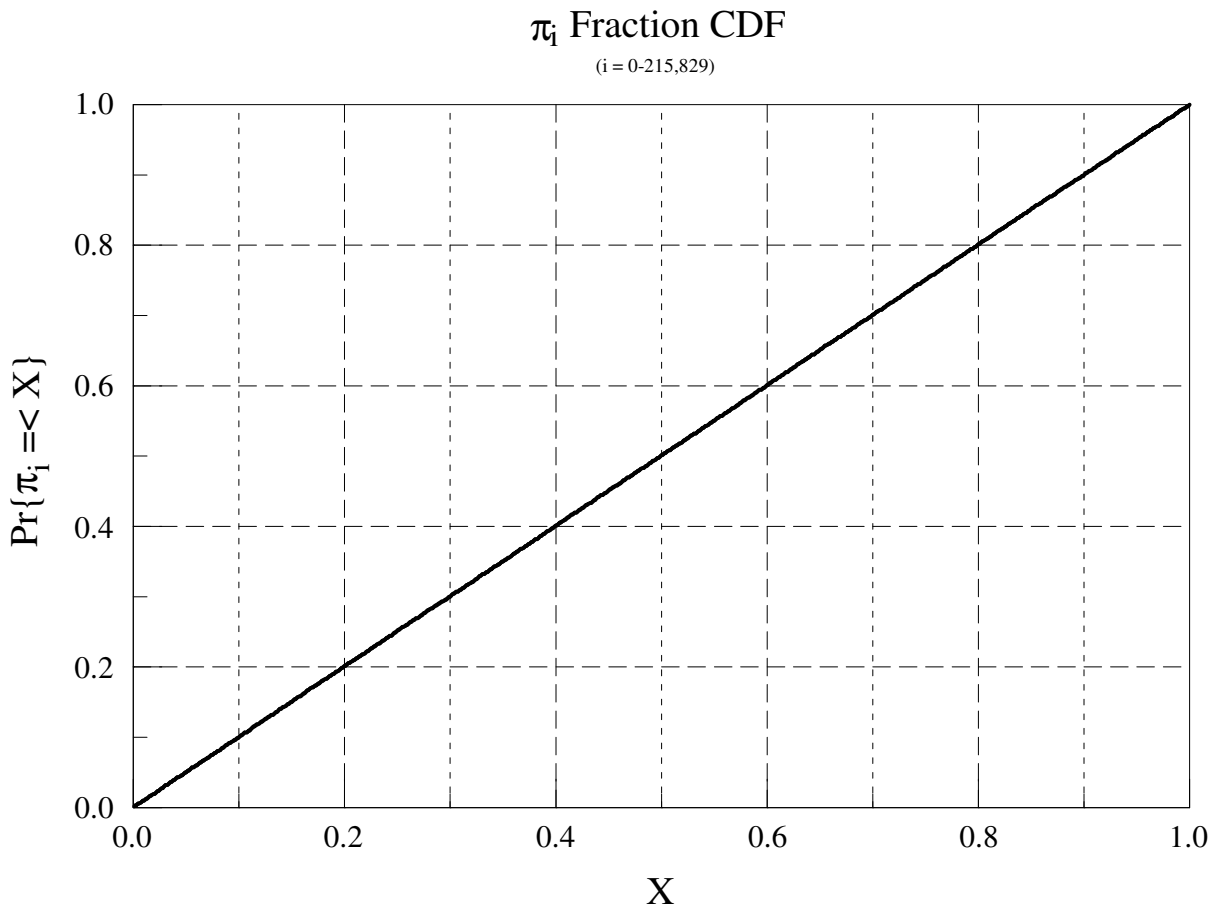


Figure 1. π Fraction Cumulative Distribution Function.

3. Dimensional Correlations

Nonuniformity in LDS sequences often is evident in bidimensional plots in high dimensionality spaces. Figures 2 and 3 in [1] are good examples. They show, respectively, almost perfect linear correlations in monotonically increasing van der Corput sequences and correlations between dimensions 7 and 8 in a Halton sequence. Other striking visual examples appear in [6] and [7]. Testing of van der Corput and Halton sequences reveals many undesirable correlations. A typical 30-dimensional Halton example for coordinates 27 and 28 appears Fig. 2.

HALTON POINTS IN 30 DIMENSIONS, 1000 POINTS.

Plot of dimensions 27 and 28.

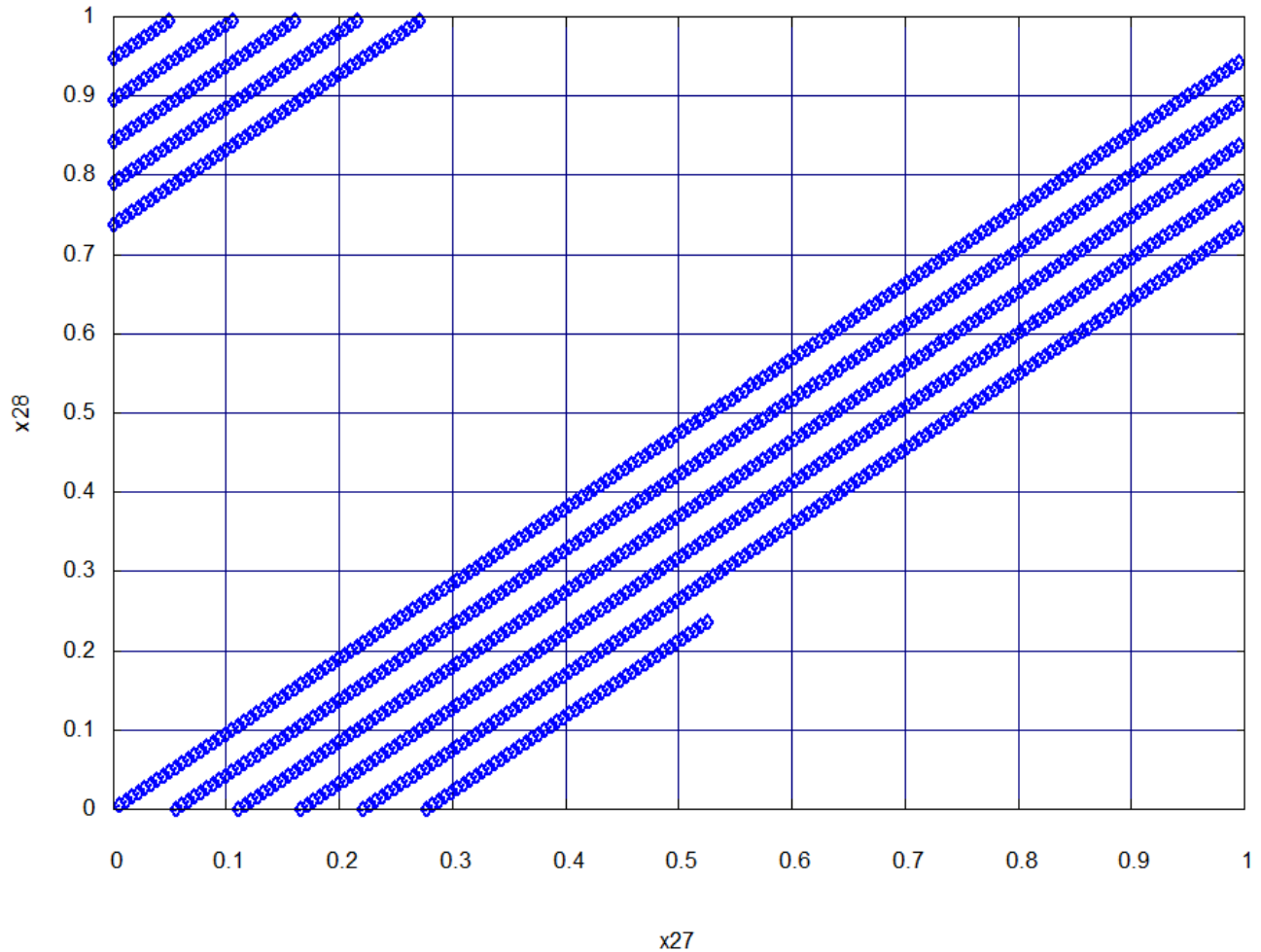


Figure 2. Coordinates (x_{27}, x_{28}) 30D Halton sequence (1000 points).

Sample points based on π Fractions also can exhibit strong linear correlations, but apparently only under very limited circumstances. For example, Fig. 3 plots (x_{27}, x_{28}) for 1,000 points in 30 dimensions using the π Fractions in their order of occurrence (index increment = 1 starting with the first π Fraction). The linear correlation is obvious, but it disappears completely when dimensions 27 and 29 are compared instead as seen in Fig. 4. Many test runs suggest that the π Fractions exhibit correlation *only* in successive dimensions and *only* when accessed in their order of occurrence, regardless of where the sequence is started. But when a different index greater than 1 is used, for example, a value of 2, there is no obvious correlation as the (x_{27}, x_{28}) plot in Fig. 5 shows. These data suggest it is reasonable to believe that the π Fractions indeed do

provide uniformly distributed uncorrelated sample points as long as successive fractions are *not* used to compute the sample point coordinates. A source code listing for the test program that created the correlation plots appears in Appendix 1.

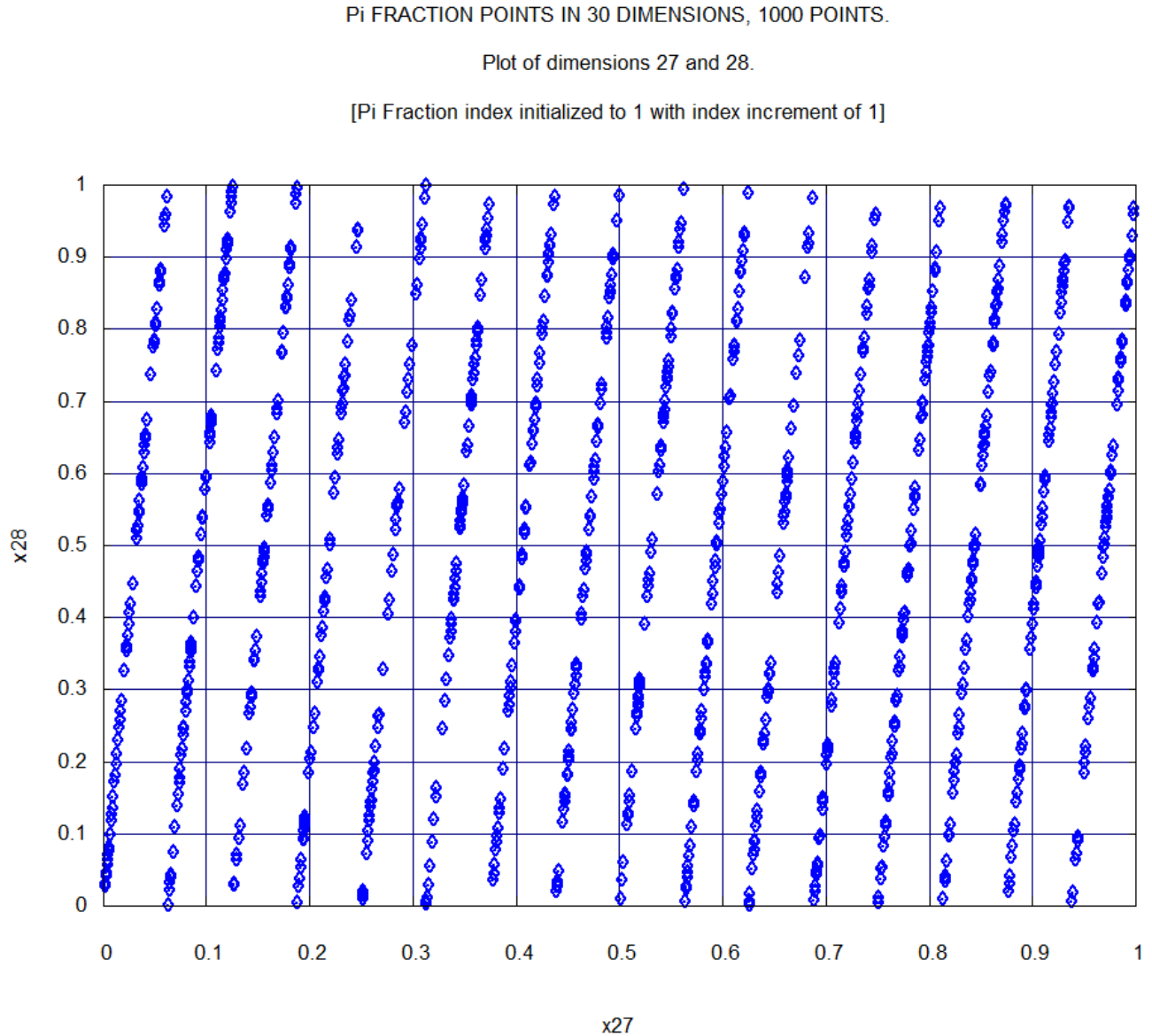


Figure 3. Coordinates (x_{27}, x_{28}) 30D π Fractions, index increment = 1 (1000 points).

4. π GASR Algorithm

The utility of π Fractions was investigated by generating uniformly distributed sample points and pseudorandom numbers in the genetic algorithm π GASR which is based on Li *et al.*'s novel GA [9]. A standard GA is improved in [9] by (i) allowing competition between child chromosomes in a new crossover operator resulting in better interpolation and extrapolation of decision space sample points and (ii) introducing an iteration-dependent mutation operator. Li *et*

al.'s algorithm is referred to here as "Genetic Algorithm with Sibling Rivalry" (GASR) because of the new crossover operator (see [9] for details and note that the "SR" descriptor is introduced here). Its implementation using π Fractions is algorithm π GASR (source code listing in Appendix 2). π Fractions are used to create the initial chromosome distribution and in testing for crossover, mutation, and elitism. Details of the scheme selecting the π_i are determined by the algorithm designer and in this case appear in the source code listing. Note that the manner in which the π GASR's fractions are selected avoids the bidimensional correlation issue in §3. Note too that π GASR maximizes the objective function instead of minimizing it.

PI FRACTION POINTS IN 30 DIMENSIONS, 1000 POINTS.

Plot of dimensions 27 and 29.

[Pi Fraction index initialized to 1 with index increment of 1]

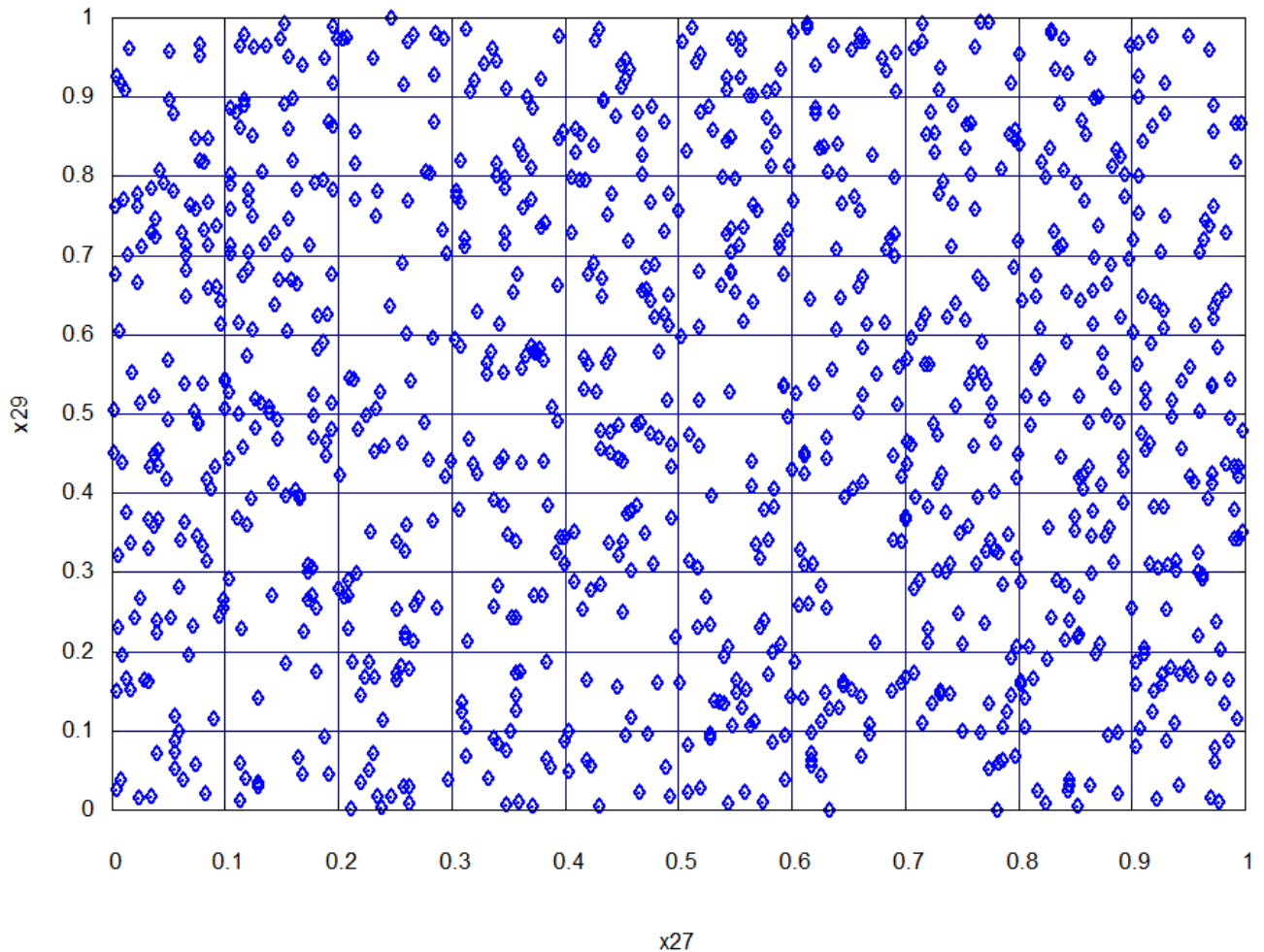


Figure 4. Coordinates (x_{27}, x_{29}) 30D π Fractions, index increment = 1 (1000 points).

Pi FRACTION POINTS IN 30 DIMENSIONS, 1000 POINTS.

Plot of dimensions 27 and 28.

[Pi Fraction index initialized to 1 with index increment of 2]

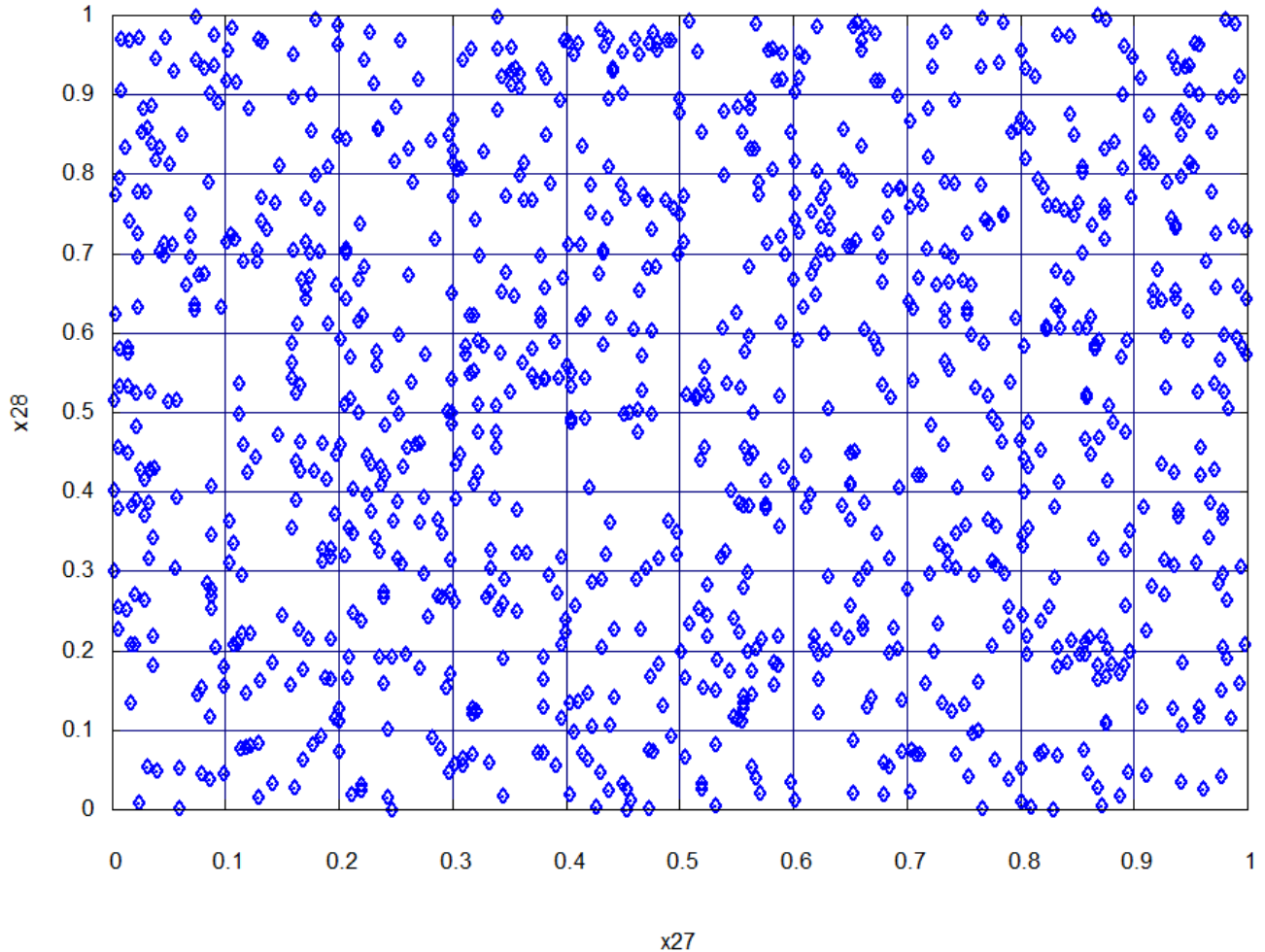


Figure 5. Coordinates (x_{27}, x_{28}) 30D π Fractions, index increment = 2 (1000 points).

5. Benchmark Results

π GASR was tested against the six-function benchmark suite shown in Table 1. DS is the decision space, x^* the location of the objective function's known maximum, and $f(x^*)$ its value. This suite was used in [10] to test the new algorithm vibrational-PSO (v-PSO). Table 2 compares v-PSO and π GASR results for 10, 20 and 30-dimensional benchmarks. N_d is the DS dimensionality and N_{eval} the total number of π GASR function evaluations. The v-PSO data are average values for 100 runs using 200,000 function evaluations per run (20,000,000 evaluations of each test function). Because v-PSO performs minimization the signs of its results have been changed for comparison to π GASR. In all cases, a single π GASR run was made. The algorithm's performance likely will be much better if many runs are made with different π

Fraction distributions, but that was not investigated because π GASR performed quite well considering the relatively small number of function evaluations. In addition, every π GASR run with specific π Fraction distributions yields the same result every time because the fractions are pseudorandom and therefore known with absolute precision.

In terms of function evaluations, π GASR's worst case figure of 656,308 is nearly 97% less than v-PSO's 20,000,000. In terms of solution quality, π GASR performed very well on f_2 , f_3 and f_4 ; well on f_1 and f_5 ; and exceptionally well on f_6 . For f_6 with $N_d=30$ π GASR required 294,763 evaluations (98.5% fewer than v-PSO) and returned a best fitness of -9.400238×10^{-3} compared to v-PSO's average value of $-2,139.5 \pm 103.3$. These results strongly suggest that pseudorandom π Fractions can be very useful in implementing what amount to *deterministic* "stochastic" algorithms.

6. Conclusion

π Fractions have been shown to be an effective approach to creating uniformly distributed decision space sample points for global search and optimization. Fractions associated with constants other than π may be similarly useful. Algorithm π GASR was used as an example, and its performance tested against the v-PSO six benchmark suite with generally very good results and in one case much better results. π Fraction pseudorandom sequences should be useful for improving the performance of any "stochastic" algorithm in several ways: (i) the resulting sequences are entirely deterministic so that all runs with the same setup produce exactly the same results thus rendering a stochastic algorithm effectively deterministic without compromising its ability to explore the decision space; (ii) making successive runs with different sequences likely will result in better performance with far fewer function evaluations; and (iii) decision space adaptation is easily accomplished because the sequences are deterministic (for example, shrinking the decision space around a group of maxima). A π Fraction data file and source code listings are available from the author; email requests to rf2@ieee.org.

¹Consulting Engineer &
Registered Patent Attorney
Of Counsel, emeritus
Cataldo & Fisher, LLC
P.O. Box 1714
Harwich, MA 02645 USA
rf2@ieee.org

Saint Augustine, Florida
March 17, 2014

Table 1. v-PSO Benchmark Functions.

<i>Fnc#</i>	<i>Function</i>	$f(x)$	DS	x^*	$f(x^*)$
f_1	Ackley	$20 \exp\left(-0.2\sqrt{\frac{1}{N_d} \sum_{i=1}^{N_d} x_i^2}\right) + \exp\left(\frac{1}{N_d} \sum_{i=1}^{N_d} \cos(2\pi x_i)\right) - 20 - e$	$[-30,30]^{N_d}$	$[0]^{N_d}$	0
f_2	Cosine Mixture	$-\sum_{i=1}^{N_d} x_i^2 + 0.1 \sum_{i=1}^{N_d} \cos(5\pi x_i)$	$[-1,1]^{N_d}$	$[0]^{N_d}$	$0.1N_d$
f_3	Exponential	$\exp(-0.5 \sum_{i=1}^{N_d} x_i^2)$	$[-1,1]^{N_d}$	$[0]^{N_d}$	1
f_4	Griewank	$-\frac{1}{4000} \sum_{i=1}^{N_d} (x_i - 100)^2 + \prod_{i=1}^{N_d} \cos\left(\frac{x_i - 100}{\sqrt{i}}\right) - 1$	$[-600,600]^{N_d}$	$[0]^{N_d}$	0
f_5	Rastrigin	$-\sum_{i=1}^{N_d} [x_i^2 - 10 \cos(2\pi x_i) + 10]$	$[-5.12,5.12]^{N_d}$	$[0]^{N_d}$	0
f_6	Schwefel	$-418.9829 N_d + \sum_{i=1}^{N_d} [x_i \sin(\sqrt{ x_i })]$	$[-500,500]^{N_d}$	$[420.9687]^{N_d}$	0

Table 2. π GASR Results for v-PSO Benchmark Suite.

<i>fnc#</i>	N_d	Best Fitness		<i>Neval</i>
		v-PSO*	π GASR	
f_1	10	$-1.84e-15 \pm 2.9e-16$	$-5.762878e-4$	656,308
	20	$-2.84e-15 \pm 1.5e-16$	$-1.161337e-2$	328,243
	30	$-4.93e-15 \pm 3.4e-16$	$-6.988124e-3$	457,978
f_2	10	1 ± 0	0.9999997	457,978
	20	2 ± 0	1.9999993	457,978
	30	3 ± 0	2.9999981	394,558
f_3	10	1 ± 0	0.9999999	361,090
	20	$1 \pm 3e-18$	0.9999999	294,763
	30	$1 \pm 1e-17$	0.9999999	328,243
f_4	10	-0.020 ± 0.006	-0.004429	492,372
	20	-0.0026 ± 0.002	-0.015874	361,090
	30	$-8.8568e-4 \pm 0.001$	-0.002139	457,978
f_5	10	0 ± 0	$-1.057361e-4$	425,640
	20	0 ± 0	$-1.203252e-3$	394,558
	30	$-5.6843e-16 \pm 1e-15$	$-9.932735e-5$	492,372
f_6	10	-620.8131 ± 50.4	$-7.753379e-4$	457,978
	20	$-1.3384e+3 \pm 68.5$	$-7.666976e-4$	394,558
	30	$-2.1395e+3 \pm 103.3$	$-9.400238e-3$	294,763

* average best fitness over 20,000,000 evaluations; data reproduced from Table IV in [10] with sign changed because π GASR maximizes $f(x)$ while v-PSO minimizes.

6. References

- [1] De Rainville, F.-M., Gagné, C., Teytaud, O., and Laurendeau, D., "Evolutionary Optimization of Low-Discrepancy Sequences," *ACM Trans. Modeling and Computer Simulation (TOMACS)*, vol. 22, no. 2, Article No. 9, March 2012.
- [2] De Rainville, F.-M., Gagné, C., Teytaud, O., and Laurendeau, D., "Optimizing Low-Discrepancy Sequences with an Evolutionary Algorithm," *Genetic and Evol. Comp. Conf. 2009 (GECCO 2009)*, July 8-12, Montreal, Canada.
- [3] Pant, M., Thangaraj, R., Grosan, C., and Abraham, A., "Improved Particle Swarm Optimization with Low-Discrepancy Sequences," *IEEE Cong. Evol. Comp. 2008 (CEC 2008)*, pp. 3011 - 3018. doi: 10.1109/CEC.2008.4631204.
- [4] Imamichi, T., Numata, H., Mizuta, H. and Ide, T., "Nonlinear Optimization to Generate Non-overlapping Random Dot Patterns," *Proc. 2011 Winter Simulation Conf.*, S. Jain, R. R. Creasey, J. Himmelspach, K. P. White, and M. Fu, eds. pp. 2419-2430 (978-1-4577-2109-0/11/\$26.00 ©2011 IEEE).
- [5] Alabduljabbar, A. A., Milanovi, J. V., Al-Eid, E. M., "Low Discrepancy Sequences Based Optimization Algorithm for Tuning PSSs," *Proc. 10th Intl. Conf. Prob. Meth. Applied Power Systems 2008 (PMAPS '08)*, 25-29 May 2008, Rincon, pp.1-9.
- [6] Krykova, I., "Evaluating of Path-Dependent Securities with Low Discrepancy Methods," M.S. Thesis (Financial Mathematics), Worcester Polytechnic Institute, Dec. 2003.
- [7] Jørgensen, K., "Himalaya Options: an analysis of pricing Himalaya options in a Monte Carlo and Quasi-Random Monte Carlo framework," Master's Thesis, Dept. Business Studies, School of Business, Aarhus Univ. (Denmark), Aug. 2008.
- [8] Bailey, D., Borwein, P., and Plouffe, S., "On the Rapid Computation of Various Polylogarithmic Constants," *Math. Comp.*, vol. 66, no. 218, April 1997, pp. 903-913 [S 0025-5718(97)00856-9].
- [9] Li, W.T., Shi, X.W., Hei, Y. Q., Liu, S. F., and Zhu, J., "A Hybrid Optimization Algorithm and Its Application for Conformal Array Pattern Synthesis," *IEEE Trans. Ant. Prop.*, vol. 58, no. 10, Oct. 2010, pp. 3401-3406.
- [10] Pehlivanoglu, Y. V., "A New Particle Swarm Optimization Method Enhanced With a Periodic Mutation Strategy and Neural Networks," *IEEE Trans. Evol. Comp.*, vol. 17, no. 3, June 2013, pp. 436-452.

Appendix 1: Source Code Listing for π -Fraction Correlation Test Program

```
'Program to test correlation of Pi Fraction coordinates.
'Compiler: PBWIN 10.04.0108 (www.powerbasic.com).
'Last modification: 03-16-2014 ~1501 HRS EST

'(c) Richard A. Formato. All rights reserved worldwide.
'This source code is FREWARE. It may be freely copied,
'distributed and used as long as this copyright notice
'is included without modification and as long as no cost
'or fee is charged to the user, including "bundling" or
'similar fees. Comments/questions: rf2@ieee.org

#COMPILE EXE
#DIM ALL
%USEMACROS = 1
#include "win32API.inc"
DEFEXT A-Z

GLOBAL PiFractions() AS EXT 'NOTE: Pi Fractions, # fracs, and fraction index are GLOBAL
GLOBAL PiFracIndex&&, IndexIncrement&&, NumPiFractions&&
GLOBAL ScreenWidth&, ScreenHeight&, Quote$

DECLARE FUNCTION RandomInteger&&(n&&,m&&) 'returns random integer I, n=< I < m.
DECLARE FUNCTION RandomNum(a,b) 'returns random number X, a=< X < b.
DECLARE SUB FillPiFractionArray
DECLARE SUB CreateGnuPlotINIfile(PlotWindowWLC_X&&,PlotWindowWLC_Y&&,PlotWindowWidth&&,PlotWindowHeight&&)
DECLARE SUB TwoDPlot(PlotFileName$,PlotTitle$,xCoord$,yCoord$,xAxisLabel$,yAxisLabel$,
LogXaxis$,LogYaxis$,xMin$,xMax$,yMin$,yMax$,xTics$,yTics$,GnuPlotEXE$,Linetype$,Annotation$)

'-----
FUNCTION PBMAIN () AS LONG
LOCAL Np&&, Nd&&, p&&, i&&, FirstDimNum&&, SecondDimNum&&, N&&, s1$, s2$, s1s2$, Defaults1s2$, YorN&
LOCAL A$, B$, PlotTitle$, xMin$, xMax$, yMin$, yMax$, NumDims$, OverwritePiFracs$
LOCAL R() AS EXT

RANDOMIZE TIMER

DESKTOP GET SIZE TO ScreenWidth&, ScreenHeight& 'get screen size (global variables)
IF DIR$(("wgnuplot.exe")) = "" THEN
MSGBOX("WARNING! 'wgnuplot.exe' not found. Run terminated.") : EXIT FUNCTION
END IF
Quote$ = CHR$(34)

REDIM PiFractions(1 TO 1) 'NOTE: Sub FillPiFractionArray redims the array
CALL FillPiFractionArray 'to the actual number of available fractions
PiFracIndex&& = NumPiFractions&&+TIMER/86200## 'Sets a variable starting index computed from when the program is started
' so that each run uses a different set of fractions. If the same set is
'desired on successive runs, set PiFracIndex& = constant of choice.

OverwritePiFracs$ = "NO"
YorN& = MSGBOX("Overwrite Pi Fraction array with"+$CRLF+_
"pseudorandom (PR) numbers generated by"+$CRLF+_
"the compiler using TIMER seed?"+$CRLF+_
"compares Pi Fraction correlation"+$CRLF+_
"plots to pseudorandom sequences."+$CRLF+_
"%MB_YESNO+%MB_DEFBUTTON2,"USE PSEUDORANDOM #s INSTEAD")
A$ = "Pi Fraction index initialized using computer's clock"
IF YorN& = %IDYES THEN
OverwritePiFracs$ = "YES"
A$ = "Pseudorandom array index initialized using computer's clock"
FOR i&& = 1 TO NumPiFractions&&
PiFractions(i&&) = RND
NEXT i&&
END IF

YorN& = MSGBOX("Use the computer clock to initialize"+$CRLF+_
"the Pi Fraction/PR index? 'Yes' randomizes"+$CRLF+_
"the index using the time at which this"+$CRLF+_
"program was started. 'No' sets the"+$CRLF+_
"initial index to 1, and every run with"+$CRLF+_
"this option will use the same set of"+$CRLF+_
"Pi Fractions."+%MB_YESNO,"STARTING PI FRACTION/PR INDEX")
IF YorN& = %IDNO THEN
PiFracIndex&& = 1 : A$ = "Pi Fraction index initialized to 1" 'A$ = "Pi Fraction/PR index initialized to 1"
END IF

s1$ = "-999" : Defaults1s2$ = "2"
DO UNTIL VAL(s1$) >= 1 AND VAL(s1$) <= NumPiFractions&&
s1$ = INPUTBOX$("Pi Fraction/PR Index Increment"+$CRLF+_
"["+REMOVE$(STR$(NumPiFractions&&),ANY"")+"]", "INDEX INCREMENT", Defaults1s2$)
LOOP
IndexIncrement&& = VAL(s1$)
A$ = "["+A$+" with index increment of "+REMOVE$(STR$(IndexIncrement&&),ANY"")+"]"

s1$ = "-999" : s2$ = "-999" : Defaults1s2$ = "30 1000"
DO UNTIL VAL(s1$) >= 1 AND VAL(s1$) <= 100 AND VAL(s2$) >= 1 AND VAL(s2$) <= 20000
s1s2$ = INPUTBOX$("# Dimensions and # Data"+$CRLF+_
"Points to Plot"+$CRLF+_
"(separated by a space)"+$CRLF+_
"["+REMOVE$(STR$(MAX(1,Nd&&-1)),ANY"")+"] "+REMOVE$(STR$(Nd&&),ANY" ")
s1$ = PARSE$(s1s2$,ANY" /:;-",1)
s2$ = PARSE$(s1s2$,ANY" /:;-",2)
LOOP
Nd&& = VAL(s1$) : Np&& = VAL(s2$)
NumDims$ = REMOVE$(STR$(Nd&&),ANY" ")

REDIM R(1 TO Np&&, 1 TO Nd&&)
FOR p&& = 1 TO Np&&
FOR i&& = 1 TO Nd&&
IF PiFracIndex&& > NumPiFractions&& THEN PiFracIndex&& = 1
R(p&&,i&&) = RandomNum(0##,1##)
NEXT i&&
NEXT p&&

s1$ = "-999" : s2$ = "-999" : Defaults1s2$ = REMOVE$(STR$(MAX(1,Nd&&-1)),ANY" ") + " "+REMOVE$(STR$(Nd&&),ANY" ")
DO UNTIL VAL(s1$) >= 1 AND VAL(s1$) <= Nd&& AND VAL(s2$) >= 1 AND VAL(s2$) <= Nd&&
s1s2$ = INPUTBOX$("1st and 2nd Dimensions to"+$CRLF+_
"Plot (separated by a space)"+$CRLF+_
"["+REMOVE$(STR$(FirstDimNum&&),ANY" ") +
" and "+REMOVE$(STR$(SecondDimNum&&),ANY" ") + ".\n"+A$
s1$ = PARSE$(s1s2$,ANY" /:;-",1)
s2$ = PARSE$(s1s2$,ANY" /:;-",2)
LOOP
FirstDimNum&& = VAL(s1$) : SecondDimNum&& = VAL(s2$)

'-----
B$ = "PI FRACTION "
IF OverwritePiFracs$ = "YES" THEN B$ = "PSEUDORANDOM "'change plot title
PlotTitle$ = B$+"POINTS IN "+REMOVE$(STR$(Nd&&),ANY" ")+" DIMENSIONS, "+_
REMOVE$(STR$(Np&&),ANY" ")+" POINTS.\n"+_
"Plot of dimensions "+REMOVE$(STR$(FirstDimNum&&),ANY" ") +_
" and "+REMOVE$(STR$(SecondDimNum&&),ANY" ") + ".\n"+A$

N&& = FREEFILE
OPEN "PiFractSt.DAT" FOR OUTPUT AS #N&&
FOR p&& = 1 TO Np&&
```

```

PRINT #N&&, USING$("#.##### #.#####",R(p&&,FirstDimNum&&),R(p&&,SecondDimNum&&))
NEXT p&&&
CLOSE #N&&&
MSGBOX("Plot data file 'PiFracTst.DAT' has been created.")
CALL CreateGnuPlotINIfile(350,20,1000,1000)
CALL TwoDplot("PiFracTst.DAT",PlotTitles,"0.6" "0.7" "x"+REMOVE$(STR$(FirstDimNum&&),ANY" ")+"_
\n" "n"+REMOVE$(STR$(SecondDimNum&&),ANY" ")+"n" "NO" "NO"
xMin$,xMax$,yMin$,yMax$,5",5",,"wgnuplot.exe", "pointsize 1 linewidth 2",")
END FUNCTION 'PMAIN()
'-----
FUNCTION RandomNum(a,b) 'returns random number X, a<= X < b.
'<<<< note: NumPiFractions&&, PiFractions(), PiFracIndex&& are GLOBAL >>>>
IF a > b THEN SWAP a, b
RandomNum = a + (b-a)*PiFractions(PiFracIndex&&)
PiFracIndex&& = PiFracIndex&& + IndexIncrement&&
IF PiFracIndex&& > NumPiFractions&& THEN PiFracIndex&& = 1
END FUNCTION 'RandomNum()
'-----
FUNCTION RandomInteger&&(n&&,m&&) 'returns random integer I, n<= I < m.
IF n&& > m&& THEN SWAP n&&, m&&
RandomInteger&& = n&& + (m&&-n&&)*PiFractions(PiFracIndex&&)
PiFracIndex&& = PiFracIndex&& + IndexIncrement&&
IF PiFracIndex&& > NumPiFractions&& THEN PiFracIndex&& = 1
END FUNCTION 'RandomInteger&&()
'-----
SUB FillPiFractionArray
LOCAL N&&, idx&&, Dum$
IF DIR$( "PiFracSUB_215830.DAT") = "" THEN MSGBOX("ERROR! Pi Frac data file not found!")
N&& = FREEFILE : OPEN "PiFracSUB_215830.DAT" FOR INPUT AS #N&&
IF (LOF(N&&)<2589968) THEN
MSGBOX("Data file is corrupted!")
ELSE
MSGBOX("data file is "+STR$(LOF(N&&))+ " bytes.")
END IF
INPUT #N&&, NumPiFractions&&
REDIM PiFractions(1 TO NumPiFractions&&) 'NOTE FRACTIONS NUMBERED 1 TO #FRACS INSTEAD OF STARTING AT ZERO!
FOR idx&& = 1 TO NumPiFractions&&
INPUT #N&&, Dum$
IF idx&& = 1 AND Dum$ <> "0.141592##" THEN MSGBOX("Error in Pi Frac #1!")
IF idx&& = 215830 AND Dum$ <> "0.203267##" THEN MSGBOX("Error in Pi Frac #215830!")
PiFractions(idx&&) = VAL(Dum$)
NEXT idx&&
CLOSE #N&&
MSGBOX("# Pi Fractions is "+STR$(NumPiFractions&&)+".")
END SUB
'-----
SUB TwoDplot(PlotFileName$,PlotTitle$,xCoord$,yCoord$,XaxisLabel$,YaxisLabel$,
LogXaxis$,LogYaxis$,xMin$,xMax$,yMin$,yMax$,xtics$,ytics$,GnuPlotEXE$,Linetype$,Annotation$)
LOCAL N&&, ProcessID???
N&& = FREEFILE
OPEN "cmd2d.gp" FOR OUTPUT AS #N&&
IF LogXaxis$ = "YES" AND LogYaxis$ = "NO" THEN PRINT #N&&, "set logscale x"
IF LogXaxis$ = "NO" AND LogYaxis$ = "YES" THEN PRINT #N&&, "set logscale y"
IF LogXaxis$ = "YES" AND LogYaxis$ = "YES" THEN PRINT #N&&, "set logscale xy"
IF xMin$ <> "" AND xMax$ <> "" THEN PRINT #N&&, "set xrange ["+xMin$+" : "+xMax$+"]"
IF yMin$ <> "" AND yMax$ <> "" THEN PRINT #N&&, "set yrange ["+yMin$+" : "+yMax$+"]"
PRINT #N&&, "set label " + Quote$ + Annotation$ + Quote$ + " at graph " + xCoord$ + ", " + yCoord$
PRINT #N&&, "set grid xtics " + xtics$
PRINT #N&&, "set grid ytics " + ytics$
PRINT #N&&, "set grid mxtics"
PRINT #N&&, "set grid mytics"
PRINT #N&&, "show grid"
PRINT #N&&, "set title " + Quote$+PlotTitle$+Quote$
PRINT #N&&, "set xlabel " + Quote$+XaxisLabel$+Quote$
PRINT #N&&, "set ylabel " + Quote$+YaxisLabel$+Quote$
PRINT #N&&, "plot "+Quote$+PlotFileName$+Quote$+" notitle"+Linetype$
CLOSE #N&&
ProcessID??? = SHELL(GnuPlotEXE$+" cmd2d.gp -") : CALL Delay(0.5##)
END SUB 'TwoDplot()
'-----
SUB CreateGnuPlotINIfile(PlotWindowULC_X&&,PlotWindowULC_Y&&,PlotWindowWidth&&,PlotWindowHeight&&)
LOCAL N&&, winPath$, A$, B$, WindowsDirectory$
winPath$ = UCASE$(ENVIRON$("Path"))'DIR$( "C:\WINDOWS",23)
DO
B$ = A$
A$ = EXTRACT$(winPath$,":")
winPath$ = REMOVE$(winPath$,A$+":")
IF RIGHT$(A$,7) = "WINDOWS" OR A$ = B$ THEN EXIT LOOP
IF RIGHT$(A$,5) = "WINNT" OR A$ = B$ THEN EXIT LOOP
LOOP
WindowsDirectory$ = A$
N&& = FREEFILE
'----- WGNUPLOT.INPUT FILE -----
OPEN windowsDirectory$+"wgnuplot.ini" FOR OUTPUT AS #N&&
PRINT #N&&, "[WGNUPLOT]"
PRINT #N&&, "TextOrigin=0 0"
PRINT #N&&, "TextSize=640 150"
PRINT #N&&, "TextFont=Terminal,9"
PRINT #N&&, "GraphOrigin="+REMOVE$(STR$(PlotWindowULC_X&&),ANY" ")+" "+REMOVE$(STR$(PlotWindowULC_Y&&),ANY" ")
PRINT #N&&, "GraphSize="+REMOVE$(STR$(PlotWindowWidth&&),ANY" ")+" "+REMOVE$(STR$(PlotWindowHeight&&),ANY" ")
PRINT #N&&, "GraphFont=Arial,10"
PRINT #N&&, "GraphColor=1"
PRINT #N&&, "GraphTop=1"
PRINT #N&&, "GraphBackground=255 255 255"
PRINT #N&&, "Border=0 0 0 0"
PRINT #N&&, "Axis=192 192 192 2 2"
PRINT #N&&, "Line1=0 0 255 0 0"
PRINT #N&&, "Line2=0 255 0 0 1"
PRINT #N&&, "Line3=255 0 0 0 2"
PRINT #N&&, "Line4=255 0 255 0 3"
PRINT #N&&, "Line5=0 0 128 0 4"
CLOSE #N&&
END SUB 'CreateGnuPlotINIfile()
'-----
END PROGRAM

```

Appendix 2: Source Code Listing for Algorithm π GASR

```
'Program GASR_PI_FRAC_01-13-2014.BAS.
'Stand-alone Genetic Algorithm with Sibling
'Rivalry for use in Hybrid CFO-GASR Algorithm
'utilizing Pi Fractions as pseudorandom variables.

'Compiled with Power Basic/Windows Compiler 10.04.0108 (www.PowerBasic.com).

'LAST MOD 01-13-2014 ~0831 HRS EST
-----

'This program was used to generate data for the
'arXiv paper posted 13 January 2014.

'(c) 2014 Richard A. Formato

'This material is FREWARE. It may be freely copied and distributed without
'limitation, as long as there is no charge of any kind, including "tie-in",
'"bundling," or similar fees or charges.

#COMPILE EXE
#DIM ALL
%USEMACROS = 1
#INCLUDE "win32API.inc"
DEFEXT A-Z

'-----

GLOBAL NumPiFractions&&
GLOBAL PiFractions() AS EXT
GLOBAL RunDataFile$, CheckEarlyTerm$
GLOBAL EulerConst, Pi, Pi2, Pi4, TwoPi, FourPi, FivePi, e, Root2 AS EXT
GLOBAL Alphabet$, Digits$, RunID$, Quote$, SpecialCharacters$
GLOBAL Mu0, Eps0, c, eta0 AS EXT
GLOBAL RadToDeg, DegToRad, Feet2Meters, Meters2Feet, Inches2Meters, Meters2Inches AS EXT
GLOBAL Miles2Meters, Meters2Miles, NautMi2Meters, Meters2NautMi AS EXT
'-----

DECLARE SUB Get_Pi_Fractions
DECLARE FUNCTION RandomIntegerPiFrac$(n%, m%, k&&)
DECLARE FUNCTION RandomNumPiFrac(a, b, k&&)
DECLARE SUB RunGASR(BestFitnessAllRuns, GASRseedChromo(), FunctionName$, Nd%, XiMin(), XiMax(), _
    TotalEvalsThisGroup&&, GAGroupNum%, NumGAGroups%, LastGenNum&)
DECLARE FUNCTION ObjectiveFunction(R(), Nd%, p%, j&, FunctionName$)
DECLARE FUNCTION Colville(R(), Nd%, p%, j&) 'Colville (4-D)
DECLARE FUNCTION Griewank(R(), Nd%, p%, j&) 'Griewank (n-D)
DECLARE FUNCTION Ackley(R(), Nd%, p%, j&) 'Ackley
DECLARE FUNCTION Exponential(R(), Nd%, p%, j&) 'Exponential
DECLARE FUNCTION CosineMix(R(), Nd%, p%, j&) 'Cosine Mix
DECLARE FUNCTION ParrottF4(R(), Nd%, p%, j&) 'Parrott F4 (1D)
DECLARE FUNCTION Schwefel(R(), Nd%, p%, j&) 'Schwefel Problem 2.26 (nD)
DECLARE FUNCTION Rastrigin(R(), Nd%, p%, j&) 'Rastrigin (nD)
DECLARE FUNCTION SGO(R(), Nd%, p%, j&) 'SGO (Space Gravitational Optimization)
DECLARE FUNCTION GP(R(), Nd%, p%, j&) 'Goldstein-Price
DECLARE SUB GA(FunctionName$, Np%, Nd%, NumGenerations&, XiMin(), XiMax(), Chromos(), Fitness(), BestChromoThisRun%, _
    BestGenerationThisRun&, BestFitnessThisRun, NevalThisRun&, BestFitnessvsGenThisRun(), LastGenNum&)
DECLARE SUB MutateChromo(XiMin(), XiMax(), Chromos(), ChromoNum%, Nd%, GenNum&, NumGenerations&, Alpha, w)
DECLARE SUB MathematicalConstants
DECLARE SUB AlphabetAndDigits
DECLARE SUB SpecialSymbols
DECLARE SUB EMconstants
DECLARE SUB ConversionFactors
'-----

FUNCTION PBMAIN () AS LONG
LOCAL i%, Nd%, m%, TotalEvalsThisGroup&&, TotalEvalsOverAllGroups&&, NumGAGroups%
LOCAL BestFitnessAllRuns, GASRseedChromo(), XiMin(), XiMax() AS EXT
LOCAL FunctionName$, A$, Coords$, LastGenNum&
'----- Globals -----
CALL AlphabetAndDigits
CALL MathematicalConstants
CALL SpecialSymbols
CALL EMconstants
CALL ConversionFactors
CALL Get_Pi_Fractions 'fills GLOBAL Pi fraction array
'----- Test Function -----

CheckEarlyTerm$ = "YES" "NO"
FunctionName$ = "Schwefel" "Rastrigin" "Griewank" "Expon" "CosMix" "Ackley"

SELECT CASE FunctionName$
CASE "SGO" : Nd% = 2
CASE "GP" : Nd% = 2
CASE "Rastrigin" : Nd% = 30
CASE "Schwefel" : Nd% = 30
CASE "ParrottF4" : Nd% = 1
CASE "Expon" : Nd% = 30
CASE "Ackley" : Nd% = 30
CASE "CosMix" : Nd% = 30
```

```

CASE "Griewank" : Nd% = 30
CASE "colville" : Nd% = 4
CASE ELSE : MSGBOX("ERROR in FunctionName$ !!") : EXIT FUNCTION
END SELECT

REDIM XiMin(1 TO Nd%), XiMax(1 TO Nd%), GASRseedChromo(1 TO Nd%)

SELECT CASE FunctionName$
CASE "sgo" : FOR i% = 1 TO Nd% : XiMin(i%) = -50## : XiMax(i%) = 50## : NEXT i% 'DS for SGO
CASE "gp" : FOR i% = 1 TO Nd% : XiMin(i%) = -100## : XiMax(i%) = 100## : NEXT i% 'DS for Goldstein-Price
CASE "Rastrigin" : FOR i% = 1 TO Nd% : XiMin(i%) = -10## : XiMax(i%) = 10## : NEXT i% 'Rastrigin boundaries from Li A&P paper (note: larger than
the usual +/-5.12)
CASE "Schwefel" : FOR i% = 1 TO Nd% : XiMin(i%) = -500## : XiMax(i%) = 500## : NEXT i% 'DS for Schwefel 2.26
CASE "ParrottF4" : FOR i% = 1 TO Nd% : XiMin(i%) = 0## : XiMax(i%) = 1## : NEXT i% 'DS for ParrottF4
CASE "Expon" : FOR i% = 1 TO Nd% : XiMin(i%) = -1## : XiMax(i%) = 1## : NEXT i% 'DS for Exponential
CASE "Ackley" : FOR i% = 1 TO Nd% : XiMin(i%) = -30## : XiMax(i%) = 30## : NEXT i% 'DS for Ackley
CASE "CosMix" : FOR i% = 1 TO Nd% : XiMin(i%) = -1## : XiMax(i%) = 1## : NEXT i% 'DS for Cosine Mix
CASE "Griewank" : FOR i% = 1 TO Nd% : XiMin(i%) = -600## : XiMax(i%) = 600## : NEXT i% 'DS for Griewank
CASE "colville" : FOR i% = 1 TO Nd% : XiMin(i%) = -10## : XiMax(i%) = 10## : NEXT i% 'DS for Colville
END SELECT

'-----
AS$ = ""
NumAGroups% = 1
TotalEvalsOverAllGroups&& = 0
FOR m% = 1 TO NumAGroups% 'NOTE: Option of executing NumAGroups%>1 groups of independent GA runs as consistency check
if compiler built-in RND function is used for randomization instead of Pi fractions.
CALL RunGASR(BestFitnessAllRuns, GASRseedChromo(), FunctionName$, Nd%, XiMin(), XiMax(), TotalEvalsThisGroup&&, m%, _
NumAGroups%, LastGenNum%)
TotalEvalsOverAllGroups&& = TotalEvalsOverAllGroups&& + TotalEvalsThisGroup&&
Coords$ = "" : FOR i% = 1 TO Nd% : Coords$ = Coords$+SPACE$(30)+"i" = "+STR$(i%)+_
": : STR$(ROUND(GASRseedChromo(i%),6)) + $CRLF : NEXT i%
AS$ = AS$+"GA group #"+STR$(m%)+": Best Fitness = "+STR$(BestFitnessAllRuns,12)+" @ coords:"+$CRLF+$CRLF+Coords$
NEXT m%

MSGBOX("in PBMAIN, "+REMOVE$(STR$(Nd%),ANY" ")+"D "+FunctionName$+_
": Tot Evals = "+STR$(TotalEvalsOverAllGroups&&)+"/ "+STR$(LastGenNum+1)+" Gens"+$CRLF+$CRLF+_
A+$CRLF+"Output File(s): "+FunctionName$+".DAT")
END FUNCTION 'PBMAIN()

'-----
SUB Get_Pi_Fractions
LOCAL p&&, i&&, k&&, m&&, N&&, LineCount&&, idx&&, Lyne$, PiDigits$, DataFileName$, AS$
LOCAL LastDigit&&, ThisDigit&&, NumBins&&, BinNum&&, TotalCount&&, PDF&&(), PDFtotalPoints&&
LOCAL BinMin, BinMax, CDF(), AvgPtsPerBin AS EXT
LOCAL PiFracAvg AS EXT

'NOTE: The user must replace this code to read an external Pi fraction data file that
probably has a different name and format than file "BBP_Pi_160K.DAT".
DataFileName$ = "BBP_Pi_160K.DAT"
IF DIR$(DataFileName$) = "" THEN
MSGBOX("ERROR! Data file "+DataFileName$+" not found. Run terminated.") : END
END IF

LineCount&& = 0 : NumPiFractions&& = 0
N&& = FREEFILE : OPEN DataFileName$ FOR INPUT AS #N&&
K&& = FREEFILE : OPEN "TEMP" FOR OUTPUT AS #K&&
WHILE NOT EOF(N&&)
INPUT #N&&, Lyne$ : LineCount&& = LineCount&& + 1
IF INSTR(Lyne$, "fraction") > 0 THEN
PRINT #K&&, Lyne$ : NumPiFractions&& = NumPiFractions&& + 1
END IF
WEND
CLOSE K&& : CLOSE #N&&

REDIM PiDigits$(1 TO NumPiFractions&&), PiFractions(1 TO NumPiFractions&&)

N&& = FREEFILE : OPEN "TEMP" FOR INPUT AS #N&&
FOR m&& = 1 TO NumPiFractions&& : INPUT #N&&, Lyne$ : PiDigits$(m&&) = Lyne$ : NEXT m&&
CLOSE #N&&
KILL "TEMP"

PiFracAvg = 0##
FOR m&& = 1 TO NumPiFractions&&
PiFractions(m&&) = VAL(REMOVE$(PiDigits$(m&&), ANY Alphabet$+ " "))
PiFracAvg = PiFracAvg + PiFractions(m&&)
NEXT m&&
PiFracAvg = PiFracAvg/NumPiFractions&&

'----- PDF/CDF -----
NumBins&& = 1000 'Compute PDF
REDIM PDF&&(1 TO NumBins&&), CDF(1 TO NumBins&&)
FOR BinNum&& = 1 TO NumBins&&
BinMin = (BinNum&&-1)/NumBins&& : BinMax = BinNum&&/NumBins&& 'Pi fractions are in [0,1]
FOR m&& = 1 TO NumPiFractions&&
IF PiFractions(m&&) >= BinMin AND PiFractions(m&&) < BinMax THEN PDF&&(BinNum&&) = PDF&&(BinNum&&) + 1
NEXT m&&
NEXT BinNum&&

PDFtotalPoints&& = 0
FOR BinNum&& = 1 TO NumBins&& : PDFtotalPoints&& = PDFtotalPoints&& + PDF&&(BinNum&&) : NEXT BinNum&&
IF PDFtotalPoints&& <> NumPiFractions&& THEN
MSGBOX("ERROR! Tot PDF points = "+STR$(PDFtotalPoints&&)+") <> # Pi fractions (" +REMOVE$(STR$(NumPiFractions&&), ANY" ")+".")
END
END IF
AvgPtsPerBin = PDFtotalPoints&&/NumBins&&

CDF(1) = PDF&&(1)/NumPiFractions&&
FOR BinNum&& = 2 TO NumBins&& 'Compute CDF
CDF(BinNum&&) = CDF(BinNum&&-1) + PDF&&(BinNum&&)/NumPiFractions&&
NEXT BinNum&&

TotalCount&& = 0
N&& = FREEFILE : OPEN "Pi_Frac_PDF&CDF.DAT" FOR OUTPUT AS #N&&
PRINT #N&&, "Pi Fraction Statistical Data" + $CRLF + "Created " + DATE$ + " " + TIME$ + $CRLF
PRINT #N&&, "#Fractions:" + STR$(NumPiFractions&&) + $CRLF + "Mean value: 0" + REMOVE$(STR$(PiFracAvg), ANY" ") + $CRLF
PRINT #N&&, " Norm Bin# PDF CDF"
AS$ = "##### # ##### #.#####"
PRINT #N&&, USING$(AS, 0, 1, 0)
FOR BinNum&& = 1 TO NumBins&&
TotalCount&& = TotalCount&& + PDF&&(BinNum&&)
PRINT #N&&, USING$(AS, BinNum&&/NumBins&&, PDF&&(BinNum&&)/AvgPtsPerBin, CDF(BinNum&&))
NEXT BinNum&&
CLOSE #N&&
MSGBOX("File 'Pi_Frac_PDF&CDF.DAT' created." + $CRLF + _
"Total Data Points = "+STR$(TotalCount&&)+$CRLF+_
"Average Value = "+STR$(PiFracAvg))
END SUB 'Get_Pi_Fractions

'-----

```

```

SUB RunGASR(BestFitnessAllRuns,GASRseedChromo(),FunctionName$,Nd%,XiMin(),XiMax(),TotalEvalsThisGroup&&,GAGroupNum%,NumGAGroups%,LastGenNum%)
'Creates a Group of Independent GA runs and returns Best Fitness
'and corresponding Chromosome across all runs in all groups.
LOCAL Chromos(), Fitness(), BestFitnessThisRun, BestFitnessvsGenThisRun() AS EXT
LOCAL i%, N%, BestChromoThisRun%, BestGenerationThisRun%, NevalThisRun&&, AS
LOCAL RunNumber%, GenNum%, NumGenerations&, NumChromos%, NumIndependentGARunsPerGroup%
'-----
NumIndependentGARunsPerGroup% = 1
NumGenerations& = 100
NumChromos% = 2500 'MUST BE EVEN #
'-----
BestFitnessAllRuns = -1E4200 : TotalEvalsThisGroup&& = 0
REDIM Chromos(1 TO NumChromos%, 1 TO Nd%, 0 TO NumGenerations&),_
Fitness(1 TO NumChromos%, 0 TO NumGenerations&),_
BestFitnessvsGenThisRun(0 TO NumGenerations&)
'NOTE: GA generations are numbered starting with ZERO for consistency with the iteration
numbering in CFO (anticipating that GA might be more tightly integrated into CFO).
REDIM GASRseedChromo(1 TO Nd%)
FOR RunNumber% = 1 TO NumIndependentGARunsPerGroup%
CALL GA(FunctionName$,NumChromos%,Nd%,NumGenerations&,XiMin(),XiMax(),Chromos(),Fitness(),_
BestChromoThisRun%,BestGenerationThisRun%,BestFitnessThisRun%,NevalThisRun&&,_
BestFitnessvsGenThisRun(),LastGenNum%)
TotalEvalsThisGroup&& = TotalEvalsThisGroup&& + NevalThisRun&&
IF BestFitnessThisRun >= BestFitnessAllRuns THEN
BestFitnessAllRuns = BestFitnessThisRun
FOR i% = 1 TO Nd% : GASRseedChromo(i%) = Chromos(BestChromoThisRun%,i%,BestGenerationThisRun%) : NEXT i%
END IF
RunDataFile$ = FunctionName$+"_" + REMOVE$(STR$(Nd%), ANY " ") + "D_GR#" + REMOVE$(STR$(GAGroupNum%), ANY " ") +_
"Run#" + REMOVE$(STR$(RunNumber%), ANY " ") + ".DAT"
N% = FREEFILE
OPEN RunDataFile$ FOR OUTPUT AS #N%
A$ = REMOVE$(STR$(Nd%), ANY " ") + "D " + FunctionName$
PRINT# N%, A$ + $CRLF + STRING$(LEN(A$), "-")
"Run ID: " + RunID$ + $CRLF+_
"# Groups: " + STR$(NumGAGroups%) + $CRLF+_
"# GA runs/group: " + STR$(NumIndependentGARunsPerGroup%) + $CRLF+_
"# Generations: " + STR$(NumGenerations&) + $CRLF+_
"# Chromos: " + STR$(NumChromos%) + $CRLF+_
"# Eval this run: " + STR$(NevalThisRun&&) + $CRLF+_
"# Gen req'd: " + STR$(LastGenNum&+1) + $CRLF+_
"Gen # Best Fitness " + $CRLF+_
"-----"
A$ = "#####"
FOR GenNum% = 0 TO LastGenNum% : PRINT #N%, USING$(A$, GenNum%, BestFitnessvsGenThisRun(GenNum%)) : NEXT GenNum%
CLOSE #N%
NEXT RunNumber%
END SUB 'RunGASR()
'-----
SUB GA(FunctionName$,NumChromos%,Nd%,NumGenerations&,XiMin(),XiMax(),Chromos(),Fitness(),_
BestChromoThisRun%,BestGenerationThisRun%,BestFitnessThisRun%,NevalThisRun&&,BestFitnessvsGenThisRun(),LastGenNum%)
'GENETIC ALGORITHM WITH SIBLING RIVALRY (Li et al.)
'GASR Reference: Li W. T., Shi X. W., Hei Y. Q., Liu S. F., and Zhu J., "A Hybrid Optimization Algorithm and Its Application for
'Conformal Array Pattern Synthesis," IEEE Trans. Ant. & Prop., vol.58, no.10, October 2010, pp.3401-3406.
LOCAL ChromoNum%, i%, GenNum% 'chromo # (a/k/a probe, individual, agent); gene # (a/k/a decision variable, dimension);
'generation # (a/k/a time step, iteration) [terminology in other metaheuristics].
LOCAL CrossOverProbability, MutationProbability, w, Alpha, MAXI, MINI, SUM2, BestPreviousFitness, Tol AS EXT
LOCAL b1(), b2(), b3(), b4(), ChildChromoFitness() AS EXT 'child chromos
LOCAL ChildChromoNumbersOrderedByFitness(), NumberOfBestPreviousChromo%, NumberOfSecondBestPreviousChromo%, ElitistChromoNumber1%
LOCAL L%, M%, s%, t%, k&& 'k&& is Pi Fraction index
LOCAL A$
'----- Initialize Matrices -----
REDIM Chromos(1 TO NumChromos%, 1 TO Nd%, 0 TO NumGenerations&), Fitness(1 TO NumChromos%, 0 TO NumGenerations&)
REDIM b1(1 TO NumChromos%, 1 TO Nd%, 0 TO NumGenerations&), b2(1 TO NumChromos%, 1 TO Nd%, 0 TO NumGenerations&),_
b3(1 TO NumChromos%, 1 TO Nd%, 0 TO NumGenerations&), b4(1 TO NumChromos%, 1 TO Nd%, 0 TO NumGenerations&)
REDIM BestFitnessvsGenThisRun(0 TO NumGenerations&)
REDIM ChildChromoNumbersOrderedByFitness%(1 TO 4)
LastGenNum% = NumGenerations&
FOR L% = 1 TO 4 : ChildChromoNumbersOrderedByFitness%(L%) = L% : NEXT L%
'----- Run GA -----
'NOTE: THE FOLLOWING PARAMETERS ARE SET EMPIRICALLY BASED ON GETTING 'GOOD' RESULTS...
CrossOverProbability = 0.8##
MutationProbability = 0.02##
w = 0.5##
Alpha = 2##
Tol = 0.00001## 'for early termination
BestPreviousFitness = -1E4200 : BestFitnessThisRun = -1E4200 : NevalThisRun&& = 0
'STEP (A): CREATE RANDOM INITIAL POPULATION (GENERATION #0) AND COMPUTE INITIAL FITNESSES
FOR ChromoNum% = 1 TO NumChromos%
FOR i% = 1 TO Nd%
'IMPORTANT NOTE: If more than one run/group is made and/or more than one group is used, then the run and
'group numbers should be included in the Pi Fraction index to avoid using the same fractions
' in successive runs. Note too that any scheme for varying the index should work well because
' the Pi Fractions are uniformly distributed in (0,1), but that the scheme should avoid over-
' lapping too many fractions (if any) in order to avoid creating multiple copies of a single
' point in the decision space.
k&& = ChromoNum%*i%
Chromos(ChromoNum%,i%,0) = RandomNumPiFrac(XiMin(i%),XiMax(i%),k&&)
NEXT i%
NEXT ChromoNum%

```

```

FOR ChromoNum% = 1 TO NumChromos%
  Fitness(ChromoNum%, 0) = ObjectiveFunction(Chromos(), Nd%, ChromoNum%, 0, FunctionName$)
  INCR NevalThisRun&&
  IF Fitness(ChromoNum%, 0) >= BestPreviousFitness THEN
    NumberOfBestPreviousChromo% = ChromoNum%
    BestPreviousFitness = Fitness(ChromoNum%, 0)
    BestFitnessVsGenThisRun(0) = Fitness(ChromoNum%, 0)
  END IF
  IF Fitness(ChromoNum%, 0) >= BestFitnessThisRun THEN
    BestChromoThisRun% = ChromoNum%
    BestGenerationThisRun% = 0
    BestFitnessThisRun = Fitness(ChromoNum%, 0)
  END IF
NEXT ChromoNum%

FOR GenNum& = 1 TO NumGenerations& 'Loop over generations
  FOR ChromoNum% = 1 TO NumChromos%-1 STEP 2 'Loop over chromos pairwise in each generation
    k&& = ChromoNum%+GenNum&
    IF RandomNumPiFrac(0##, 1##, k&&) <= CrossOverProbability THEN 'Create 2 new chromos this gen from children
      'whose parents are from previous generation.

      'STEP (B): SELECT TWO DIFFERENT PARENT CHROMOS FROM _PREVIOUS_ GENERATION
      k&& = ChromoNum%
      DO
        s% = RandomIntegerPiFrac%(1, NumChromos%, k&&) : t% = RandomIntegerPiFrac%(1, NumChromos%, k&&+2) 's, t are parent chromo #s
        IF s% <> t% THEN EXIT LOOP
        k&& = k&& + 1
      LOOP

      'STEP (C): CROSSOVER (MATE) PARENTS TO CREATE FOUR CHILD CHROMOS
      FOR i% = 1 TO Nd%
        MAXI = MAX(Chromos(s%, i%, GenNum&-1), Chromos(t%, i%, GenNum&-1))
        MINI = MIN(Chromos(s%, i%, GenNum&-1), Chromos(t%, i%, GenNum&-1))
        SUM2 = (Chromos(s%, i%, GenNum&-1)+Chromos(t%, i%, GenNum&-1))/2##
        b1(ChromoNum%, i%, GenNum&) = ((##-w) * MAXI + w*SUM2)
        b2(ChromoNum%, i%, GenNum&) = ((##-w) * MINI + w*SUM2)
        b3(ChromoNum%, i%, GenNum&) = ((##-w) * XiMax(i%) + w*MAXI)
        b4(ChromoNum%, i%, GenNum&) = ((##-w) * XiMin(i%) + w*MINI)
      NEXT i%

      '----- Choose Two Best Child Chromos -----
      REDIM ChildChromoFitness(1 TO 4)
      ChildChromoFitness(1) = ObjectiveFunction(b1(), Nd%, ChromoNum%, GenNum&, FunctionName$) : INCR NevalThisRun&&
      ChildChromoFitness(2) = ObjectiveFunction(b2(), Nd%, ChromoNum%, GenNum&, FunctionName$) : INCR NevalThisRun&&
      ChildChromoFitness(3) = ObjectiveFunction(b3(), Nd%, ChromoNum%, GenNum&, FunctionName$) : INCR NevalThisRun&&
      ChildChromoFitness(4) = ObjectiveFunction(b4(), Nd%, ChromoNum%, GenNum&, FunctionName$) : INCR NevalThisRun&&

      ARRAY SORT ChildChromoFitness(), TAGARRAY ChildChromoNumbersOrderedByFitness%(). DESCEND
      'Array ChildChromoNumbersOrderedByFitness%() contains chromo numbers, best to worst.

      '----- Copy Best Child Chromos Into New Chromos in This Generation -----
      SELECT CASE ChildChromoNumbersOrderedByFitness%(1) '1st new chromo this gen, #ChromoNum%
        CASE 1 : FOR i% = 1 TO Nd% : Chromos(ChromoNum%, i%, GenNum&) = b1(ChromoNum%, i%, GenNum&) : NEXT i% 'best child is b1()
        CASE 2 : FOR i% = 1 TO Nd% : Chromos(ChromoNum%, i%, GenNum&) = b2(ChromoNum%, i%, GenNum&) : NEXT i% 'best child is b2()
        CASE 3 : FOR i% = 1 TO Nd% : Chromos(ChromoNum%, i%, GenNum&) = b3(ChromoNum%, i%, GenNum&) : NEXT i% 'best child is b3()
        CASE 4 : FOR i% = 1 TO Nd% : Chromos(ChromoNum%, i%, GenNum&) = b4(ChromoNum%, i%, GenNum&) : NEXT i% 'best child is b4()
      END SELECT

      SELECT CASE ChildChromoNumbersOrderedByFitness%(2) '2nd new chromo this gen, #ChromoNum%+1
        CASE 1 : FOR i% = 1 TO Nd% : Chromos(ChromoNum%+1, i%, GenNum&) = b1(ChromoNum%, i%, GenNum&) : NEXT i% '2nd best child is b1()
        CASE 2 : FOR i% = 1 TO Nd% : Chromos(ChromoNum%+1, i%, GenNum&) = b2(ChromoNum%, i%, GenNum&) : NEXT i% '2nd best child is b2()
        CASE 3 : FOR i% = 1 TO Nd% : Chromos(ChromoNum%+1, i%, GenNum&) = b3(ChromoNum%, i%, GenNum&) : NEXT i% '2nd best child is b3()
        CASE 4 : FOR i% = 1 TO Nd% : Chromos(ChromoNum%+1, i%, GenNum&) = b4(ChromoNum%, i%, GenNum&) : NEXT i% '2nd best child is b4()
      END SELECT

    ELSE 'If RandomNumPiFrac(0##, 1##, k&&) > CrossOverProbability, then copy into this
      'gen with no change the two corresponding chromos from previous generation.
      FOR i% = 1 TO Nd% : Chromos(ChromoNum%, i%, GenNum&) = Chromos(ChromoNum%, i%, GenNum&-1) : NEXT i%
      FOR i% = 1 TO Nd% : Chromos(ChromoNum%+1, i%, GenNum&) = Chromos(ChromoNum%+1, i%, GenNum&-1) : NEXT i%
    END IF 'RandomNumPiFrac(0##, 1##, k&&) <= CrossOverProbability

    'STEP (D): MUTATE EACH OF THE TWO NEW CHROMOS
    k&& = ChromoNum%+GenNum&
    IF RandomNumPiFrac(0##, 1##, k&&) <= MutationProbability THEN 'mutate chromos, otherwise don't.
      CALL MutateChromo(XiMin(), XiMax(), Chromos(), ChromoNum%, Nd%, GenNum&, NumGenerations&, Alpha, w)
      CALL MutateChromo(XiMin(), XiMax(), Chromos(), ChromoNum%+1, Nd%, GenNum&, NumGenerations&, Alpha, w)
    END IF

    NEXT ChromoNum% 'Chromo Loop

    'STEP (E): ELITISM - INSERT BEST PREVIOUS CHROMO RANDOMLY INTO THIS GENERATION (MAYBE INSERT TWO BEST??)
    k&& = GenNum&
    ElitistChromoNumber1% = RandomIntegerPiFrac%(1, NumChromos%, k&&)
    FOR i% = 1 TO Nd% : Chromos(ElitistChromoNumber1%, i%, GenNum&) = Chromos(NumberOfBestPreviousChromo%, i%, GenNum&-1) : NEXT i%

    'STEP (F): COMPUTE FITNESS FOR ALL CHROMOS IN THIS GENERATION
    FOR ChromoNum% = 1 TO NumChromos%
      Fitness(ChromoNum%, GenNum&) = ObjectiveFunction(Chromos(), Nd%, ChromoNum%, GenNum&, FunctionName$) : INCR NevalThisRun&&
      IF Fitness(ChromoNum%, GenNum&) >= BestPreviousFitness THEN
        NumberOfBestPreviousChromo% = ChromoNum% : BestPreviousFitness = Fitness(ChromoNum%, GenNum&)
        BestFitnessVsGenThisRun(GenNum&) = Fitness(ChromoNum%, GenNum&)
        IF CheckEarlyTerm% = "YES" AND GenNum& > 20 AND GenNum& MOD 5 = 0 AND
          BestFitnessVsGenThisRun(GenNum&) - BestFitnessVsGenThisRun(GenNum&-19) <= Tol THEN 'Early termination test.
          LastGenNum% = GenNum& : EXIT SUB
        END IF
      END IF

      IF Fitness(ChromoNum%, GenNum&) >= BestFitnessThisRun THEN
        BestChromoThisRun% = ChromoNum%
        BestGenerationThisRun% = GenNum&
        BestFitnessThisRun = Fitness(ChromoNum%, GenNum&)
      END IF

    NEXT ChromoNum%

  NEXT GenNum& 'Generation Loop
END SUB 'GA()
'-----
SUB MutateChromo(XiMin(), XiMax(), Chromos(), ChromoNum%, Nd%, GenNum&, NumGenerations&, Alpha, w)
  LOCAL K%, m&&
  LOCAL Xk, xku, xkL, xkStar, Mu AS EXT

```

```

m&& = ChromoNum%+GenNum&
K% = RandomIntegerPiFrac%(1,Nd%,m&&) 'randomly select element index K for mutation
Xk = Chromos(ChromoNum%,K%,GenNum&) 'kth element of chromo BEFORE mutation
Mu = 1## -(GenNum%/NumGenerations&)^((1##-GenNum%/NumGenerations&)^Alpha) 'Alpha is the "shape parameter"
XkU = MIN(Xk + Mu*(XiMax(K%)-XiMin(K%))/2##,XiMax(K%))
XkL = MAX(Xk - Mu*(XiMax(K%)-XiMin(K%))/2##,XiMin(K%))
XkStar = XkL + w*(XkU-XkL) 'kth element of chromo AFTER mutation
Chromos(ChromoNum%,K%,GenNum&) = XkStar 'insert Kth element after mutating it
END SUB 'MutateChromo()
'-----
FUNCTION ObjectiveFunction(R(),Nd%,p%,j&,FunctionName$) 'Objective function to be MAXIMIZED is defined here
SELECT CASE FunctionName$
CASE "GP" : ObjectiveFunction = GP(R(),Nd%,p%,j&) 'Goldstein-Price (2D)
CASE "SGO" : ObjectiveFunction = SGO(R(),Nd%,p%,j&) 'SGO Function (2D)
CASE "Rastrigin" : ObjectiveFunction = Rastrigin(R(),Nd%,p%,j&) 'Rastrigin (nD)
CASE "Schwefel" : ObjectiveFunction = Schwefel(R(),Nd%,p%,j&) 'Schwefel 2.26 (nD)
CASE "ParrottF4" : ObjectiveFunction = ParrottF4(R(),Nd%,p%,j&) 'Parrott F4 (1D)
CASE "Expon" : ObjectiveFunction = Exponential(R(),Nd%,p%,j&) 'Exponential (30D)
CASE "Ackley" : ObjectiveFunction = Ackley(R(),Nd%,p%,j&) 'Ackley (30D)
CASE "CosMix" : ObjectiveFunction = CosineMix(R(),Nd%,p%,j&) 'Cosine Mix (30D)
CASE "Griewank" : ObjectiveFunction = Griewank(R(),Nd%,p%,j&) 'Griewank (30D)
CASE "Colville" : ObjectiveFunction = Colville(R(),Nd%,p%,j&) 'Colville (4D)
END SELECT
END FUNCTION 'ObjectiveFunction()
'-----
FUNCTION ParrottF4(R(),Nd%,p%,j&) 'Parrott F4 (1D)
'MAXIMUM = 1 AT -0.0796875... WITH ZERO OFFSET (SEEMS TO WORK BEST WITH JUST 3 PROBES, BUT NOT ALLOWED IN THIS VERSION...)
'References: (1) Beasley, D., D. R. Bull, and R. R. Martin, "A Sequential Niche Technique for Multimodal
'Function Optimization," Evol. Comp. (MIT Press), vol. 1, no. 2, 1993, pp. 101-125
'(online at http://citeseer.ist.psu.edu/beasley93sequential.html).
'(2) Parrott, D., and X. Li, "Locating and Tracking Multiple Dynamic Optima by a Particle Swarm
'Model Using Speciation," IEEE Trans. Evol. Computation, vol. 10, no. 4, Aug. 2006, pp. 440-458.
LOCAL Z, x, offset AS EXT
offset = 0##
x = R(p%,1,j&)
Z = EXP(-2##*LOG(2##)*((x-0.08##-offset)/0.854##)^2)*(SIN(5##*Pi*((x-offset)^0.75##-0.05##)))^6
'WARNING! This is a NATURAL LOG, NOT Log10!!!
ParrottF4 = Z
END FUNCTION 'ParrottF4()
'-----
FUNCTION Schwefel(R(),Nd%,p%,j&) 'Schwefel Problem 2.26 (n-D)
'MAXIMUM = 12,569.5 @ [420.8687]^30 (30-D CASE).
'Reference: Yao, X., Liu, Y., and Lin, G., "Evolutionary Programming Made Faster,"
'IEEE Trans. Evolutionary Computation, Vol. 3, No. 2, 82-102, Jul. 1999.
LOCAL Z, Xi AS EXT
LOCAL i%
Z = 0##
FOR i% = 1 TO Nd%
Xi = R(p%,i%,j&)
Z = Z + Xi*SIN(SQR(ABS(Xi)))
NEXT i%
Schwefel = Z - 418.9829##*Nd%
END FUNCTION 'SCHWEFEL226()
'-----
FUNCTION Rastrigin(R(),Nd%,p%,j&) 'Rastrigin (nD)
'MAXIMUM = ZERO (nD CASE).
'Reference: Yao, X., Liu, Y., and Lin, G., "Evolutionary Programming Made Faster,"
'IEEE Trans. Evolutionary Computation, Vol. 3, No. 2, 82-102, Jul. 1999.
LOCAL Z, Xi AS EXT
LOCAL i%
Z = 0##
FOR i% = 1 TO Nd%
Xi = R(p%,i%,j&)
Z = Z + Xi^2 - 10##*COS(TwoPi*Xi) + 10##
NEXT i%
Rastrigin = -Z
END FUNCTION 'Rastrigin

```



```

'-----
FUNCTION SGO(R(),Nd%,p%,j&)
'SGO Function (2-D)
'MAXIMUM = ~130.8323226... @ ~(-2.8362075..., -2.8362075...) WITH ZERO OFFSET.
'Reference: Hsiao, Y., Chuang, C., Jiang, J., and Chien, C., "A Novel Optimization Algorithm: Space
'Gravitational Optimization," Proc. of 2005 IEEE International Conference on Systems, Man,
'and Cybernetics, 3, 2323-2328. (2005)
LOCAL x1, x2, Z, t1, t2, SGOx1offset, SGOx2offset AS EXT
SGOx1offset = 0## : SGOx2offset = 0##
x1 = R(p%,1,j&) - SGOx1offset : x2 = R(p%,2,j&) - SGOx2offset
t1 = x1^4 - 16##*x1^2 + 0.5##*x1 : t2 = x2^4 - 16##*x2^2 + 0.5##*x2
Z = t1 + t2
SGO = -Z 'for maximization
END FUNCTION 'SGO()
'-----
FUNCTION GP(R(),Nd%,p%,j&)
'MAXIMUM = -3 @ (0,-1) WITH ZERO OFFSET.
'Reference: Cui, Z., Zeng, J., and Sun, G. (2006) 'A Fast Particle Swarm Optimization.' Int'l. J.
'Innovative Computing, Information and Control, vol. 2, no. 6, December, pp. 1365-1380.
LOCAL Z, x1, x2, offset1, offset2, t1, t2 AS EXT
offset1 = 0## : offset2 = 0##
offset1 = 20## : offset2 = -10##
x1 = R(p%,1,j&)-offset1 : x2 = R(p%,2,j&)-offset2
t1 = 1##+(x1+x2+1##)^2*(19##-14##*x1+3##*x1^2-14##*x2+6##*x1*x2+3##*x2^2)
t2 = 30##+(2##*x1-3##*x2)^2*(18##-32##*x1+12##*x1^2+48##*x2-36##*x1*x2+27##*x2^2)
Z = t1*t2
GP = -Z
END FUNCTION 'GP()
'-----
FUNCTION CosineMix(R(),Nd%,p%,j&) '(n-D)
'MAXIMUM = 0.1*Nd @ [0]^Nd (n-D CASE).
'Reference: Pehlivanoglu, Y. V., "N New Particle Swarm Optimization Method Enhanced with a
'Periodic Mutation Strategy and Neural Networks," IEEE Trans. Evol. Computation,
'Vol. 17, No. 3, June 2013, pp. 436-452.
LOCAL Z, Xi, Sum1, Sum2 AS EXT
LOCAL i%
Z = 0## : Sum1 = 0## : Sum2 = 0##
FOR i% = 1 TO Nd%
Xi = R(p%,i%,j&)
Sum1 = Sum1 + Xi^2
Sum2 = Sum2 + COS(FivePi*Xi)
NEXT i%
Z = Sum1 - 0.1##*Sum2
COSINEMIX = -Z
END FUNCTION 'COSINEMIX
'-----
FUNCTION Exponential(R(),Nd%,p%,j&) '(n-D)
'MAXIMUM = 1 @ [0]^Nd (n-D CASE).
'Reference: Pehlivanoglu, Y. V., "N New Particle Swarm Optimization Method Enhanced with a
'Periodic Mutation Strategy and Neural Networks," IEEE Trans. Evol. Computation,
'Vol. 17, No. 3, June 2013, pp. 436-452.
LOCAL Z, Xi, Sum AS EXT
LOCAL i%
Z = 0## : Sum = 0##
FOR i% = 1 TO Nd%
Xi = R(p%,i%,j&)
Sum = Sum + Xi^2
NEXT i%
Z = -EXP(-0.5##*Sum)
EXPONENTIAL = -Z
END FUNCTION 'EXPONENTIAL
'-----
FUNCTION Ackley(R(),Nd%,p%,j&) '(n-D)
'MAXIMUM = ZERO (n-D CASE).
'References: (1) Yao, X., Liu, Y., and Lin, G., "Evolutionary Programming Made Faster,"
'IEEE Trans. Evolutionary Computation, Vol. 3, No. 2, 82-102, Jul. 1999.
'(2) Pehlivanoglu, Y. V., "N New Particle Swarm Optimization Method Enhanced with a
'Periodic Mutation Strategy and Neural Networks," IEEE Trans. Evol. Computation,
'Vol. 17, No. 3, June 2013, pp. 436-452.
LOCAL Z, Xi, Sum1, Sum2 AS EXT

```

```

LOCAL i%
Z = 0## : Sum1 = 0## : Sum2 = 0##
FOR i% = 1 TO Nd%
  Xi = R(p%,i%,j%)
  Sum1 = Sum1 + Xi^2
  Sum2 = Sum2 + COS(TwoPi*Xi)
NEXT i%
Z = -20##*EXP(-0.2##*SQR(Sum1/Nd%)) - EXP(Sum2/Nd%) + 20## + e
ACKLEY = -Z
END FUNCTION 'ACKLEY
'-----
FUNCTION Griewank(R(),Nd%,p%,j%) 'Griewank (n-D)
'Max of zero at (0,...,0)
'References: (1) Yao, X., Liu, Y., and Lin, G., "Evolutionary Programming Made Faster,"
'IEEE Trans. Evolutionary Computation, Vol. 3, No. 2, 82-102, Jul. 1999.
'(2) Pehlivanoglu, Y. V., "N New Particle Swarm Optimization Method Enhanced with a
'Periodic Mutation Strategy and Neural Networks," IEEE Trans. Evol. Computation,
'Vol. 17, No. 3, June 2013, pp. 436-452.
LOCAL Offset, Sum, Prod, Z, Xi AS EXT
LOCAL i%
Sum = 0## : Prod = 1##
Offset = 0## '75.123##
FOR i% = 1 TO Nd%
  Xi = R(p%,i%,j%) - Offset
  Sum = Sum + Xi^2
  Prod = Prod*COS(Xi/SQR(i%))
NEXT i%
Z = Sum/4000## - Prod + 1##
Griewank = -Z
END FUNCTION 'Griewank()
'-----
FUNCTION Colville(R(),Nd%,p%,j%) 'colville Function (4-D)
'MAXIMUM = 0 @ (1,1,1,1) WITH ZERO OFFSET.
'Reference: Doo-Hyun, and Se-Young, O., "A New Mutation Rule for Evolutionary Programming Motivated
'from Backpropagation Learning," IEEE Trans. Evolutionary Computation, Vol. 4, No. 2, pp. 188-190,
'July 2000.
LOCAL Z, x1, x2, x3, x4, offset AS EXT
offset = 0## '7.123##
x1 = R(p%,1,j%)-offset : x2 = R(p%,2,j%)-offset : x3 = R(p%,3,j%)-offset : x4 = R(p%,4,j%)-offset
Z = 100##*(x2-x1^2)^2 + (1##-x1)^2 + _
90##*(x4-x3^2)^2 + (1##-x3)^2 + _
10.1##*(x2-1##)^2 + (x4-1##)^2 + _
19.8##*(x2-1##)^2*(x4-1##)
Colville = -Z
END FUNCTION 'colville()
'-----
'Note: NumPiFractions&&, PiFractions() are GLOBAL
FUNCTION RandomNumPiFrac(a,b,k&&) 'Returns random number X, a<= X < b.
RandomNumPiFrac = a + (b-a)*PiFractions(k&&)
END FUNCTION 'RandomNumPiFrac()
'-----
FUNCTION RandomIntegerPiFrac(n%,m%,k&&) 'Returns random integer I, n<= I <= m.
RandomIntegerPiFrac% = n% + (m%-n%)*PiFractions(k&&)
END FUNCTION 'RandomIntegerPiFrac()
'-----
SUB MathematicalConstants
Eulerconst = 0.577215664901532860606512##
Pi = 3.141592653589793238462643##
Pi2 = Pi/2##
Pi4 = Pi/4##
TwoPi = 2##*Pi
FourPi = 4##*Pi
FivePi = 5##*Pi
e = 2.718281828459045235360287##
root2 = 1.4142135623730950488##
END SUB
'-----
SUB AlphabetAndDigits
Alphabet$ = "ABCDEFGHIJKLMNQRSTUWXYZabcdefghijklmnopqrstuvwxyz"
Digits$ = "0123456789"
RunID$ = REMOVE$(DATE$+TIME$,ANY" -:/")
END SUB
'-----
SUB SpecialSymbols
Quote$ = CHR$(34) 'quotation mark "
SpecialCharacters$ = "'(),#;:/_"
END SUB
'-----
SUB EMconstants
Mu0 = 4E-7##*Pi 'hy/meter

```

```

Eps0 = 8.854##*1E-12 'fd/meter
c     = 2.998E8##    'velocity of light, 1##/SQR(Mu0*Eps0) 'meters/sec
eta0 = SQR(Mu0/Eps0) 'impedance of free space, ohms
END SUB
'-----
SUB ConversionFactors
RadToDeg   = 180##/pi
DegToRad   = 1##/RadToDeg
Feet2Meters = 0.3048##
Meters2Feet = 1##/Feet2Meters
Inches2Meters = 0.0254##
Meters2Inches = 1##/Inches2Meters
Miles2Meters = 1609.344##
Meters2Miles = 1##/Miles2Meters
NautMi2Meters = 1852##
Meters2NautMi = 1##/NautMi2Meters
END SUB
'----- END PROGRAM GASR_PI_FRAC_01-13-2014.BAS -----

```