

Evidence for Majorana bound states in transport properties of hybrid structures based on helical liquids

François Crépin,¹ Björn Trauzettel,¹ and Fabrizio Dolcini^{2,3}

¹*Institute for Theoretical Physics and Astrophysics,
University of Würzburg, 97074 Würzburg, Germany*

²*Dipartimento di Scienza Applicata e Tecnologia, Politecnico di Torino, 10129, Torino, Italy*

³*CNR-SPIN, Monte S. Angelo - via Cinthia, I-80126 Napoli, Italy*

(Dated: December 2, 2024)

Majorana bound states can emerge as zero-energy modes at the edge of a 2D topological insulator in proximity to an s -wave superconductor. The presence of an additional ferromagnetic domain close to the superconductor can lead to their localization. We consider both N-S and S-N-S junctions based on helical liquids and study their transport properties for arbitrary ferromagnetic scatterers in the normal region. We explicitly compute Andreev wave-functions at zero energy in the case of a ferromagnetic barrier, and show how a single superconducting interface is able to preform two localized Majorana states that can possibly be bound in a Josephson junction.

PACS numbers: 74.45.+c, 74.78.Na, 71.10.Pm

I. INTRODUCTION

As main requirements for topological quantum computers, Majorana bound states (MBS) in one-dimensional topological superconductors have been in the focus of recent research. Originally, MBS were shown by Kitaev¹ to arise as localized edge states in a simple model of a 1D, spinless, p -wave superconductor¹. Subsequently, several groups proposed a possible experimental realization based on semiconductor nanowires with strong spin-orbit coupling, in proximity to an s -wave superconductor, and in the presence of a Zeeman field^{2,3}. In order to probe MBS in transport experiments, hybrid structures, namely normal-metal-superconductor (N-S) and Josephson (S-N-S) junctions have been realized with InAs nanowires that produced data compatible with Majorana physics⁴⁻⁶. Two kinds of transport signatures are generally considered. Tunnel current measurements in an N-S junction should lead to a robust zero-bias peak, signaling the presence of a zero energy mode – the MBS – at the interface⁷, while a fractional Josephson effect – a 4π periodic supercurrent mediated by localized MBS – is expected in S-N-S junctions¹. Both results were reported in recent experiments⁴⁻⁶, although the situation remains to date controversial. Inspired by these experiments, a remarkable attention has been devoted by theorists to the nanowire realizations. An interesting question is the fate of the localized MBS once contact is made with a normal lead, either in the N-S or the S-N-S case. Both numerical⁸ and analytical⁹ works showed that the Majorana states completely delocalize in the normal lead^{8,9}, and, in Josephson junctions, typically transform into Andreev states⁸, for superconductor phase differences away from π . Such a delocalization is robust to the inclusion of Coulomb interactions¹⁰.

Recent experiments^{11,12} carried on quantum spin Hall (QSH) insulators in proximity to s -wave superconductors may turn the tide. Without need for fine-tuning,

normal edge states of QSH insulators form a true helical liquid¹³⁻¹⁷. Furthermore, Dirac mass defects – such as the boundary between a ferromagnetic and a superconducting domain – can also host Majorana states^{18,19}. In order to formulate precise predictions for transport experiments in N-S and S-N-S junctions based on helical liquids at the edge of topological insulators, it is therefore crucial to have a deeper understanding of the formation of bound-states. Specific situations have been investigated by some groups, such as Josephson junctions in the tunneling regime¹⁹⁻²¹ or in the presence of isolated ferromagnetic impurities^{22,23}, magneto-Josephson effects²⁴, as well as N-S junctions with a quantum dot and a small Zeeman field²⁵. However, a more general approach to the problem was missing so far. With this perspective in mind, we have derived a general result for the N-S and the S-N-S junctions with helical liquids in the presence of an *arbitrary* ferromagnetic domain, including, in particular, the case of two ferromagnetic barriers. More specifically, for the N-S case we have obtained a general formula for the Andreev reflection probability, which shows that, in addition to the zero excitation energy modes that are always perfectly Andreev reflected, many resonant, Fabry-Pérot like, peaks can appear at non-zero energies, related to virtual bound states at the ferromagnet-superconductor interface. As for the S-N-S case, we have determined the expression for the Andreev-bound levels, which shows that a zero-energy Andreev bound state at phase difference equal to π is stable, independent of the shape and strength of the ferromagnetic domain. Furthermore, for the particular case of a single ferromagnetic barrier of finite length, we provide explicit expressions of the Majorana wave functions, localized on either side of the barrier, in both N-S and S-N-S configurations.

Outline and summary of results — The paper is organized as follows. In section II, we start by reviewing the spectral properties of the Bogoliubov-de Gennes theory for inhomogeneous superconductors, in the case of bro-

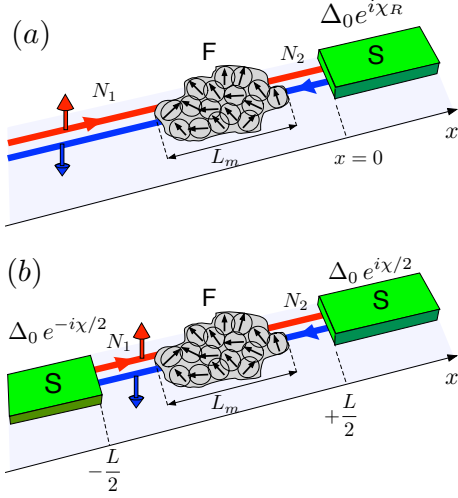


FIG. 1: (Color online) N-S and S-N-S junctions realized with helical edge states, in the presence of a ferromagnetic domain F in the normal region. The regions N_1 and N_2 represent the interface regions where helical states propagate freely.

ken spin rotation invariance. We discuss in particular the construction of Majorana states. In section III, we investigate the transport properties of N-S junctions in the presence of a ferromagnetic scatterer and in section IV, we carry out a similar analysis for S-N-S junctions. In section V we discuss the implications of our findings for the detection of Majorana bound states in experiments.

II. SPECTRAL PROPERTIES OF THE BOGOLIUBOV-DE GENNES THEORY

A. Hamiltonian of the system

We start by reviewing some general properties of the hybrid structures we shall consider thereafter. A helical liquid consists of a pair of edge states in a quantum spin Hall insulator (QSHI), where the group velocity is locked to the spin orientation. The helical liquid is contacted to one or two s -wave superconducting electrodes. Additionally, the presence of a ferromagnet along the edge induces an arbitrary Zeeman coupling in the normal region (see Fig. 1). The Hamiltonian of such a structure is given by

$$H = H_0 + H_Z + H_\Delta, \quad (1)$$

where H_0 is the Hamiltonian of the helical liquid, H_Z describes the Zeeman coupling and H_Δ the proximity induced pairing potential. For definiteness, and without loss of generality, we assume that for the edge states the spin quantization axis is well-defined and points along the z direction, and that right-(left-) moving electrons are characterized by spin- \uparrow (spin- \downarrow), so that

$$H_0 = \int dx (\psi_{R\uparrow}^\dagger, \psi_{L\downarrow}^\dagger) [v_F p_x \sigma_z - \mu] \begin{pmatrix} \psi_{R\uparrow} \\ \psi_{L\downarrow} \end{pmatrix}, \quad (2)$$

where $p_x = -i\hbar\partial_x$ and μ denotes the chemical potential. The presence of the ferromagnetic domain is accounted for by the term

$$H_Z = \int dx (\psi_{R\uparrow}^\dagger, \psi_{L\downarrow}^\dagger) \mathbf{m}(x) \cdot \boldsymbol{\sigma} \begin{pmatrix} \psi_{R\uparrow} \\ \psi_{L\downarrow} \end{pmatrix}, \quad (3)$$

where $\boldsymbol{\sigma} = (\sigma_x, \sigma_y, \sigma_z)$ are the Pauli matrices and $\mathbf{m}(x) = (m_\parallel \cos \phi, m_\parallel \sin \phi, m_z)$ is the space-dependent magnetization vector, with $m_\parallel(x) > 0$ and $\phi(x)$ denoting the local absolute value and angle of the in-plane magnetization, respectively, and m_z the perpendicular magnetization component. The electron field operator $\psi_{R\uparrow}^\dagger(x)$ (resp. $\psi_{R\uparrow}(x)$) creates (resp. annihilates) a right mover with spin \uparrow , while $\psi_{L\downarrow}^\dagger(x)$ (resp. $\psi_{L\downarrow}(x)$) creates (resp. annihilates) a left mover with spin \downarrow . Finally, the superconducting pairing potential is given by

$$H_\Delta = \int dx [\Delta(x) \psi_{R\uparrow}^\dagger \psi_{L\downarrow}^\dagger + \Delta^*(x) \psi_{L\downarrow} \psi_{R\uparrow}]. \quad (4)$$

The Hamiltonian (1) can be rewritten in a Bogolubov-de Gennes form

$$H = \frac{1}{2} \int dx \Psi^\dagger \mathcal{H}_{\text{BdG}} \Psi \quad (5)$$

by introducing the Nambu spinor $\Psi^\dagger = (\psi_{R\uparrow}^\dagger, \psi_{L\downarrow}^\dagger, \psi_{L\downarrow}, -\psi_{R\uparrow})$ and the Hamiltonian matrix

$$\mathcal{H}_{\text{BdG}} = \begin{pmatrix} H_0^e & \Delta\sigma_0 \\ \Delta^*\sigma_0 & H_0^h \end{pmatrix}. \quad (6)$$

In Eq. (6),

$$H_0^e = v_F \sigma_z p_x - \mu \sigma_0 + \mathbf{m}(x) \cdot \boldsymbol{\sigma}, \quad (7a)$$

$$H_0^h = -\mathcal{T} H_0^e \mathcal{T}^{-1} = -\sigma_y (H_0^e)^* \sigma_y = -v_F \sigma_z p_x + \mu \sigma_0 + \mathbf{m}(x) \cdot \boldsymbol{\sigma}. \quad (7b)$$

are the particle and hole sector diagonal blocks, respectively, σ_0 denotes the identity matrix in spin space³⁷, and $\mathcal{T} = \mathcal{K}i\sigma_y$ is the time-reversal operator, with \mathcal{K} the complex conjugation.

For the moment, we keep an arbitrary profile for both the pairing potential $\Delta(x)$ and the ferromagnetic coupling $\mathbf{m}(x)$. Later, we shall specify $\Delta(x)$ for the case of N-S and S-N-S junctions, whereas general results will be given for an arbitrary profile $\mathbf{m}(x)$.

B. Quasi-particle states

The Hamiltonian (5) can be written in a diagonal form,

$$H = \sum_{\varepsilon_n \geq 0} \sum_j \varepsilon_n \gamma_{\varepsilon_n, j}^\dagger \gamma_{\varepsilon_n, j}, \quad (8)$$

where $\gamma_{\varepsilon_n,j}^\dagger$ and $\gamma_{\varepsilon_n,j}$ respectively create and annihilate a fermionic quasi-particle with positive excitation energy ε_n , with respect to a ground state – the Cooper pairs condensate – whose energy has been set to zero. The label j accounts for possible degeneracies, examples of which will be given in later sections. The diagonalization (8) is achieved from (5) through the following ansatz

$$\Psi(x) = \sum_{\varepsilon_n \geq 0} \sum_j \left(\varphi_{\varepsilon_n,j}(x) \gamma_{\varepsilon_n,j} + [\mathcal{C} \varphi_{\varepsilon_n,j}](x) \gamma_{\varepsilon_n,j}^\dagger \right), \quad (9)$$

where

$$\varphi_{\varepsilon_n,j} \doteq (u_{\varepsilon_n,j,\uparrow}, u_{\varepsilon_n,j,\downarrow}, v_{\varepsilon_n,j,\downarrow}, v_{\varepsilon_n,j,\uparrow})^T \quad (10)$$

is a solution of the Bogoliubov-de Gennes equation²⁶

$$\mathcal{H}_{\text{BdG}} \varphi_{\varepsilon_n,j} = \varepsilon_n \varphi_{\varepsilon_n,j}, \quad (11)$$

and $\mathcal{C} \varphi_{\varepsilon_n,j}$ is its charge-conjugated wavefunction. Here we have introduced the anti-unitary charge-conjugation operator $\mathcal{C} = \mathcal{K} U_C$, with $U_C = \sigma_y \otimes \tau_y$, and \mathcal{K} the complex conjugation. The relations (9) can be inverted, and the quasi-particle operator $\gamma_{\varepsilon_n,j}$ expressed as

$$\begin{aligned} \gamma_{\varepsilon_n,j} &= \int dx (\varphi_{\varepsilon_n,j}^*(x))^T \Psi(x) = \\ &= \int dx \left[u_{\varepsilon_n,j,\uparrow}^*(x) \psi_{R\uparrow}(x) + u_{\varepsilon_n,j,\downarrow}^*(x) \psi_{L\downarrow}(x) \right. \\ &\quad \left. + v_{\varepsilon_n,j,\downarrow}^*(x) \psi_{L\downarrow}^\dagger(x) - v_{\varepsilon_n,j,\uparrow}^*(x) \psi_{R\uparrow}^\dagger(x) \right], \end{aligned} \quad (12)$$

As can be seen from Eq. (6), in Eq. (11) the superconducting pairing potential couples a right-(left-) moving electron $u_{\varepsilon_n,j,\uparrow}$ ($u_{\varepsilon_n,j,\downarrow}$) to a left-(right) moving hole $v_{\varepsilon_n,j,\downarrow}$ ($v_{\varepsilon_n,j,\uparrow}$). Furthermore, while the m_z component of the magnetization of the ferromagnetic domain preserves spin as a good quantum number, the in-plane magnetization m_{\parallel} couples the dynamics of right and left moving electrons (holes), $u_{\varepsilon_n,j,\uparrow}$ ($v_{\varepsilon_n,j,\uparrow}$) and $u_{\varepsilon_n,j,\downarrow}$ ($v_{\varepsilon_n,j,\downarrow}$). Thus, differently from the standard treatment of FS junctions, where only the m_z magnetization is considered (see, e.g. Ref. 27), no decoupling of the BdG equations into two 2×2 independent blocks occurs here, and the solutions of the Bogoliubov de Gennes equations are always four-component wave functions $\varphi_{\varepsilon_n,j}$. The problem is therefore closer to that of hybrid structures with spin-orbit coupling²⁸.

C. Particle-hole symmetry and Majorana states

It is well-known that the Bogoliubov-de Gennes Hamiltonian (6) exhibits a built-in particle-hole symmetry. Indeed, one has $\mathcal{C} \mathcal{H}_{\text{BdG}} \mathcal{C}^{-1} = U_C^\dagger \mathcal{H}_{\text{BdG}}^* U_C = -\mathcal{H}_{\text{BdG}}$. The particle-hole symmetry entails that, if $\varphi_{\varepsilon_n,j}$ is an eigenstate of \mathcal{H}_{BdG} with energy ε_n , then the charge conjugated state, $\mathcal{C} \varphi_{\varepsilon_n,j}$, is an eigenstate of \mathcal{H}_{BdG} with energy $-\varepsilon_n$.

Introducing the following notation, $\mathcal{C} \varphi_{\varepsilon_n,j} = \varphi_{-\varepsilon_n,j^c}$, the relation between components of charge-conjugated states reads

$$\begin{aligned} \varphi_{-\varepsilon_n,j^c} &= (u_{-\varepsilon_n,j^c,\uparrow}, u_{-\varepsilon_n,j^c,\downarrow}, v_{-\varepsilon_n,j^c,\downarrow}, v_{-\varepsilon_n,j^c,\uparrow}) \quad (13) \\ &= \mathcal{C} \varphi_{\varepsilon_n,j} = (-v_{\varepsilon_n,j,\uparrow}^*, v_{\varepsilon_n,j,\downarrow}^*, u_{\varepsilon_n,j,\downarrow}^*, -u_{\varepsilon_n,j,\uparrow}^*). \end{aligned}$$

and, combining Eqs. (13) and (12), one obtains

$$\gamma_{\varepsilon_n,j}^\dagger = \gamma_{-\varepsilon_n,j^c}. \quad (14)$$

The latter equation has two important consequences. First, it allows for the potential existence of Majorana fermions, quasi-particles that are equal to their antiparticles ($\gamma^\dagger = \gamma$). Indeed, from Eq. (14) a quasi-particle excitation is a Majorana fermion if – and only if – it fulfills *two* conditions, namely it (i) has vanishing energy and (ii) is invariant under charge-conjugation, $j^c = j$. These conditions amount to state that a Majorana wavefunction $\varphi(x)$ is a kernel solution of the Bogoliubov-de Gennes equations, $\mathcal{H}_{\text{BdG}} \varphi = 0$, that fulfills the constraint $\mathcal{C} \varphi = \varphi$, that is,

$$\begin{cases} u_\uparrow = -v_\uparrow^* \\ u_\downarrow = v_\downarrow^* \end{cases}. \quad (15)$$

Any zero-energy fermionic quasi-particle $\gamma_{0,j}$ that is not Majorana-like ($j \neq j^c$) can always be decomposed as $\gamma_{0,j} = c_+ + i c_-$, where $c_+ \doteq \gamma_{0,j} + \gamma_{0,j^c}$ and $c_- \doteq -i \gamma_{0,j} + i \gamma_{0,j^c}$ are two Majorana fermions ($c_\pm = c_\pm^\dagger$). Because c_\pm are linear combinations of quasi-particles within the same energy subspace, they are also proper excitations of the system. The corresponding Majorana wave-functions are $\varphi_+ = \varphi_{0,j} + \varphi_{0,j^c}$ and $\varphi_- = -i \varphi_{0,j} + i \varphi_{0,j^c}$. Being zero-energy states, they are likely to be bound in regions of space where the superconducting gap closes, and, in certain situations, even spatially separated. In the next sections we clarify the conditions of emergence of such Majorana *bound-states* in hybrid structures based on helical liquids, and provide their explicit expressions in some relevant cases. We also notice that, formally, Majorana fermions can be constructed out of any pair of charge-conjugated fermionic quasi-particles $\gamma_{\varepsilon_n,j}$ and $\gamma_{-\varepsilon_n,j^c}$, of finite energy $\varepsilon_n > 0$. Indeed, taking two complex numbers α_+ and α_- such that $\alpha_+ \alpha_-^* - \alpha_+^* \alpha_- \neq 0$, one can define two linearly independent, although not necessarily orthogonal, Majorana operators $c_\pm = \alpha_\pm \gamma_{\varepsilon_n,j} + \alpha_\pm^* \gamma_{-\varepsilon_n,j^c}$. Again, due to Eq. (14) one has $c_\pm = c_\pm^\dagger$. However, for $\varepsilon_n \neq 0$, such Majorana particles are not proper excitations of the system, as they are built up out of quasi-particles with opposite energies. The related wave functions are not stationary states of the Bogoliubov de Gennes equations. A comprehensive discussion of the Majorana nature of Bogoliubov particles in superconductors is given by Chamon *et al.* in Ref. 29.

The second implication of Eq. (14) is concerned with the physical interpretation of the diagonalized Hamiltonian (8). Indeed in Eq. (8) the ground-state $|0\rangle$ was taken

to be the vacuum annihilated by all quasi-particles $\gamma_{\varepsilon_n,j}$ with energies $\varepsilon_n > 0$, that is, $\gamma_{\varepsilon_n,j}|0\rangle = 0$. Eq. (14) indicates that the ground-state can equivalently be regarded as the filled sea of quasi-particles with energies $\varepsilon_n < 0$. Furthermore, the Hamiltonian (8) can be given other equivalent and somewhat more symmetric expressions, which turn out to be particularly useful in situations where fermion number parity plays a role^{19,20,30}. In particular, by rewriting

$$H = \sum_{\varepsilon_n \geq 0, j} \varepsilon_n \left(\gamma_{\varepsilon_n,j}^\dagger \gamma_{\varepsilon_n,j} - \frac{1}{2} \right) + \frac{1}{2} \sum_{\varepsilon_n \geq 0, j} \varepsilon_n. \quad (16)$$

the system is –up to a shift of the ground-state energy– adequately described as a collection of single fermionic levels that can either be occupied, with an energy of $\varepsilon_n/2$, or empty, with an energy of $-\varepsilon_n/2$. In this language, the ground-state is characterised by all empty levels. The form (16) is useful, for instance, in the study of Josephson junctions, where quasi-particles correspond to Andreev bound states. Indeed it allows for a clear and simple description of the interplay between superconductivity and helicity in terms of a change in fermion parity when the phase difference across the junction is changed by 2π ^{19,30}. Similarly, one can also write

$$H = \frac{1}{2} \sum_{\varepsilon_n} \sum_j \varepsilon_n \Gamma_{\varepsilon_n,j}^\dagger \Gamma_{\varepsilon_n,j} + \frac{1}{2} \sum_{\varepsilon_n \geq 0, j} \varepsilon_n, \quad (17)$$

where $T_\varepsilon = |t_e(\varepsilon)|^2$ is the transmission coefficient of the F domain at excitation energy ε . Based on specific realizations, some of which will be further discussed below, one can ascribe a physical meaning to the other parameters as well. Indeed, $\Gamma_m \sim k_F L_m$ and $\Phi_m \sim k_F x_0$ (with $k_F = \mu/\hbar v_F$) are dynamical phases related to the spatial extension L_m of the ferromagnetic domain, and to the location x_0 of its center with respect to the origin, respectively, whereas $\chi_m \sim m_z L_m$ is the relative phase shift between spin- \uparrow and spin- \downarrow electrons, accumulated along the domain due to the Zeeman coupling in z direction. As far as the F domain is concerned, scattering of electrons and holes are decoupled. The scattering matrix for holes is easily obtained from Eq. (18), by noticing that if $u(\varepsilon)$ is a solution of $H_0^e u(\varepsilon) = \varepsilon u(\varepsilon)$, in the electron sector, then $v(\varepsilon) = i\sigma_y u(-\varepsilon)$ is a solution $H_0^h v(\varepsilon) = \varepsilon v(\varepsilon)$, in the hole sector. From this one can deduce the important relation³²

$$S_0^h(\varepsilon) = -\sigma_z S_0^{e*}(-\varepsilon) \sigma_z. \quad (19)$$

where $\Gamma_{\varepsilon_n,j} = \gamma_{\varepsilon_n,j}$ for $\varepsilon_n > 0$ and $\Gamma_{\varepsilon_n,j} = \gamma_{\varepsilon_n,j^c}$ for $\varepsilon_n < 0$.

III. N-S JUNCTIONS

A. A condition for perfect Andreev reflection

We start with considering the case of an interface between the helical state and one superconductor, as depicted in Fig. 1(a). Helicity forbids normal scattering at the NS interface³¹ and, as a consequence, in the normal region N_2 an electron (resp. a hole) is perfectly Andreev reflected as a hole (resp. an electron) at any subgap excitation energy $\varepsilon < \Delta_0$. On the other hand, a ferromagnetic (F) region, as shown in Fig. 1, can induce normal backscattering. Let us first focus on this effect: An arbitrary ferromagnetic domain can be described in terms of a 2×2 unitary scattering matrix, which can be written in the following polar representation (all symmetries are broken)

$$S_0^e(\varepsilon) = \begin{pmatrix} r_e(\varepsilon) & t'_e(\varepsilon) \\ t_e(\varepsilon) & r'_e(\varepsilon) \end{pmatrix} = e^{i\Gamma_m(\varepsilon)} \begin{pmatrix} -i e^{+i\Phi_m(\varepsilon)} \sqrt{1-T_\varepsilon} & e^{i\chi_m(\varepsilon)} \sqrt{T_\varepsilon} \\ e^{-i\chi_m(\varepsilon)} \sqrt{T_\varepsilon} & -i e^{-i\Phi_m(\varepsilon)} \sqrt{1-T_\varepsilon} \end{pmatrix}, \quad (18)$$

The whole scattering matrix $S_N(\varepsilon) = \text{Diag}[S_0^e(\varepsilon), S_0^h(\varepsilon)]$ relates the scattering amplitudes b 's, for electrons and holes out-going from F in regions N_1 and N_2 , to the incoming scattering amplitudes a 's,

$$(b_{e,1}, b_{e,2}, b_{h,1}, b_{h,2})^T = S_N(\varepsilon) (a_{e,1}, a_{e,2}, a_{h,1}, a_{h,2})^T. \quad (20)$$

One has to combine such normal scattering with the Andreev scattering at the interface, which couples electrons and holes. For sub-gap excitations energies, perfect Andreev reflection at the NS interface relates electron and hole scattering amplitudes in region N_2 through

$$\begin{pmatrix} a_{e,2} \\ a_{h,2} \end{pmatrix} = \alpha(E) \begin{pmatrix} 0 & e^{i\chi_R} \\ e^{-i\chi_R} & 0 \end{pmatrix} \begin{pmatrix} b_{e,2} \\ b_{h,2} \end{pmatrix} \quad (21)$$

with $\alpha(\varepsilon) = \exp[-i \arccos(\varepsilon/\Delta_0)]$. Here we have assumed that the origin of the x -axis is at the interface, as customary for the case of a N-S junction (for the S-N-S case there are two interfaces and a different choice is more

suitable, as we shall see). Simple algebra leads to the reflection matrix, relating electron and hole amplitudes in region N_1 as

$$\begin{pmatrix} b_{e,1} \\ b_{h,1} \end{pmatrix} = \begin{pmatrix} r_{ee} & r_{eh} \\ r_{he} & r_{hh} \end{pmatrix} \begin{pmatrix} a_{e,1} \\ a_{h,1} \end{pmatrix} \quad (22)$$

with

$$\begin{aligned} r_{ee} &= \frac{r_e - \alpha^2 r'_h \det S_0^e}{1 - \alpha^2 r'_e r'_h}, \quad r_{eh} = \frac{\alpha t'_e t_h e^{i\chi_R}}{1 - \alpha^2 r'_e r'_h}, \\ r_{he} &= \frac{\alpha t_e t'_h e^{-i\chi_R}}{1 - \alpha^2 r'_e r'_h}, \quad r_{hh} = \frac{r_h - \alpha^2 r'_e \det S_0^h}{1 - \alpha^2 r'_e r'_h}. \end{aligned} \quad (23)$$

It follows that, $|r_{ee}|^2 = |r_{hh}|^2 \equiv R_N$, $|r_{eh}|^2 = |r_{he}|^2 \equiv R_A$ and $R_N + R_A = 1$, the latter relation reflecting current conservation. Notice that Eq.(22) entails that, for the N-S junction, for each eigenvalue ε of the Bogolubov de Gennes equation, there are two degenerate states ($j = 1, 2$ in Eq.(8)), corresponding to the injection of an electron and the injection of a hole, respectively, from region N_1 (see Fig.1(a)). Using Eqs. (18) and (19) we arrive at the following general expression for the Andreev reflection probability at an NS interface in a helical liquid:

$$R_A(\varepsilon) = \frac{T_\varepsilon T_{-\varepsilon}}{(1 - \sqrt{(R_\varepsilon R_{-\varepsilon})^2 + 4 \cos^2 \left[\arccos \frac{\varepsilon}{\Delta_0} + \Phi_m^A(\varepsilon) \right] \sqrt{R_\varepsilon R_{-\varepsilon}}})}, \quad (24)$$

where $R_\varepsilon = 1 - T_\varepsilon$ is the reflection coefficient of the F domain and $\Phi_m^A(\varepsilon) = (\Phi_m(\varepsilon) - \Phi_m(-\varepsilon))/2$ is an odd function of the energy ε that is extracted from the scattering matrix (18). One immediately sees from Eq. (24) that, independently of the parameters $\Phi_m^A(\varepsilon)$ and T_ε of the ferromagnetic region, $R_A(\varepsilon = 0) = 1$: The zero-energy mode is always perfectly Andreev reflected in a hybrid structure based on helical liquids.

Two comments are in order now. First, this result is quite different from the case of conventional N-S junctions, where backscattering can be induced also by non-ferromagnetic impurities leading to $R_A(\varepsilon = 0) = T_0^2/(2 - T_0)^2$.³³ It is worth noticing that the difference in the result is caused by the minus sign in front of the first square root in the denominator of Eq. (24), which in turn originates from Eq. (19), where a minus sign arises between the reflection amplitudes of holes and electrons, due to the ferromagnetic domain. The second comment is that, interestingly, the condition $R_A = 1$ of perfect Andreev reflection can in principle be satisfied by other, non-zero, energy modes as well. Indeed, the condition for the ferromagnetic region to effectively become transparent is

$$(\sqrt{R_\varepsilon} - \sqrt{R_{-\varepsilon}})^2 + 4 \cos^2 \left[\arccos \frac{\varepsilon}{\Delta_0} + \Phi_m^A(\varepsilon) \right] \sqrt{R_\varepsilon R_{-\varepsilon}} = 0. \quad (25)$$

In order to illustrate the effect of the above general result, we consider as a first simple example the case depicted in Fig. 2(a) of one single ferromagnetic barrier located between x_1 and x_2 , characterized by a uniform magnetization

$$\mathbf{m}(x) = \begin{cases} (m_\parallel \cos \phi, m_\parallel \sin \phi, m_z) & \text{if } x_1 \leq x \leq x_2, \\ 0 & \text{else.} \end{cases}$$

In this case, the parameters of the scattering matrix (18) acquire the following expressions. The phase Γ_m reads

$$\Gamma_m(\varepsilon) = \arctan[X(\varepsilon)] - \frac{(\mu + \varepsilon)L_m}{\hbar v_F} \quad (26)$$

with

$$X(\varepsilon) = \begin{cases} \frac{(\mu + E) \tanh \left[\frac{L_m}{\hbar v_F} \sqrt{m_\parallel^2 - (\mu + E)^2} \right]}{\sqrt{m_\parallel^2 - (\mu + E)^2}} & |\mu + \varepsilon| < m_\parallel \\ \frac{(\mu + E) \tan \left[\frac{L_m}{\hbar v_F} \sqrt{(\mu + E)^2 - m_\parallel^2} \right]}{\sqrt{(\mu + E)^2 - m_\parallel^2}} & |\mu + \varepsilon| > m_\parallel \end{cases} \quad (27)$$

and $L_m = x_2 - x_1$ denoting the length of the barrier. The transmission coefficient reads

$$T_\varepsilon = (1 + Y_\varepsilon^2)^{-1} \quad (28)$$

with

$$Y_\varepsilon = \begin{cases} \frac{m_\parallel \sinh \left[\frac{L_m}{\hbar v_F} \sqrt{m_\parallel^2 - (\mu + \varepsilon)^2} \right]}{\sqrt{m_\parallel^2 - (\mu + \varepsilon)^2}} & |\mu + \varepsilon| < m_\parallel \\ \frac{m_\parallel \sin \left[\frac{L_m}{\hbar v_F} \sqrt{(\mu + \varepsilon)^2 - m_\parallel^2} \right]}{\sqrt{(\mu + \varepsilon)^2 - m_\parallel^2}} & |\mu + \varepsilon| > m_\parallel \end{cases} \quad (29)$$

whereas $\chi_m(\varepsilon) \equiv \chi_z = m_\parallel L_m / \hbar v_F$, $\Phi_m(\varepsilon) = 2x_0(\mu + \varepsilon) / \hbar v_F + \varphi$, with $x_0 = (x_1 + x_2)/2$ denoting the center of the barrier, implying $\Phi_m^A(\varepsilon) = 2\varepsilon x_0 / \hbar v_F$ in Eqs. (24) and (25). Notice that, at the Dirac point, $\mu = 0$, $T_\varepsilon = T_{-\varepsilon}$ and Eq. (25) reduces to

$$\cos^2 \left[\arccos \frac{\varepsilon}{\Delta_0} + \frac{2\varepsilon x_0}{\hbar v_F} \right] (1 - T_\varepsilon) = 0. \quad (30)$$

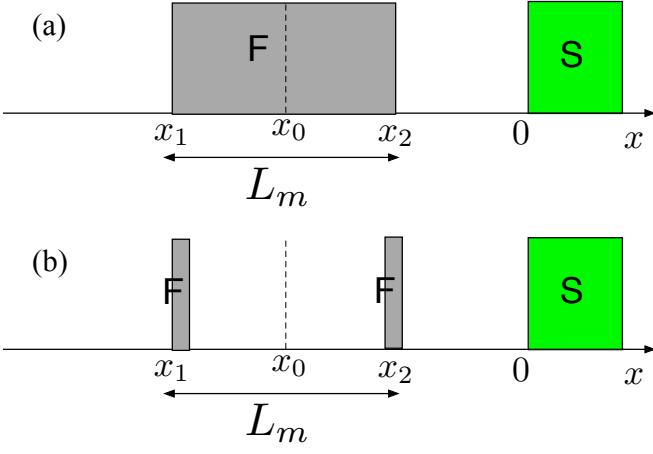


FIG. 2: (Color online) N-S junction with (a) a ferromagnetic barrier, (b) two ferromagnetic impurities, determining a ferromagnetic quantum dot.

As $T_\varepsilon \neq 1$ for all excitation energies, the perfectly Andreev reflected modes are those for which the energy satisfies

$$2 \arccos \frac{\varepsilon}{\Delta_0} + \frac{4\varepsilon x_0}{\hbar v_F} = \pi + 2n\pi, \quad (31)$$

with n an integer. The latter equation turns out to be the condition for bound-states to appear between the superconducting interface at $x = 0$ and a virtual infinite ferromagnetic wall at $x = x_0$. For $\mu \neq 0$, the resonances are no longer perfect. Nevertheless, at low energy $|\mu + E| \ll m_\parallel$, the transmission coefficient becomes energy independent and these modes are almost perfectly Andreev reflected.

B. A case study: the ferromagnetic quantum dot

As an illustration of the generality of Eq. (24), we consider the case where the ferromagnetic region consists of two impurities located at x_1 and x_2 , described as two barriers of size δ , as displayed in Fig. 2(b), which we call ferromagnetic quantum dot. The center of the dot is located at $x_0 = (x_1 + x_2)/2$. The magnetic texture is then taken as follows:

$$\mathbf{m}(x) = \begin{cases} (m_1 \cos \phi_1, m_1 \sin \phi_1, m_{z1}) & \text{if } x_{1-} \leq x \leq x_{1+}, \\ (m_2 \cos \phi_2, m_2 \sin \phi_2, m_{z2}) & \text{if } x_{2-} \leq x \leq x_{2+}, \\ 0 & \text{else.} \end{cases}$$

with $x_{1\pm} = x_1 \pm \delta/2$ and $x_{2\pm} = x_2 \pm \delta/2$. We are interested in the limit of sharp barriers, i.e. $\delta \rightarrow 0$ and $m_{1,2} \rightarrow \infty$, with keeping $\mu_1 = m_1 \delta / (\hbar v_F)$ and $\mu_2 = m_2 \delta / (\hbar v_F)$ fixed and finite. We shall restrict ourselves to the case of equal barriers, $\mu_1 = \mu_2 \equiv \mu_0$, which captures the main features of the scattering problem. Combining the scattering matrices of the two single barriers, one can straightforwardly obtain the transmission

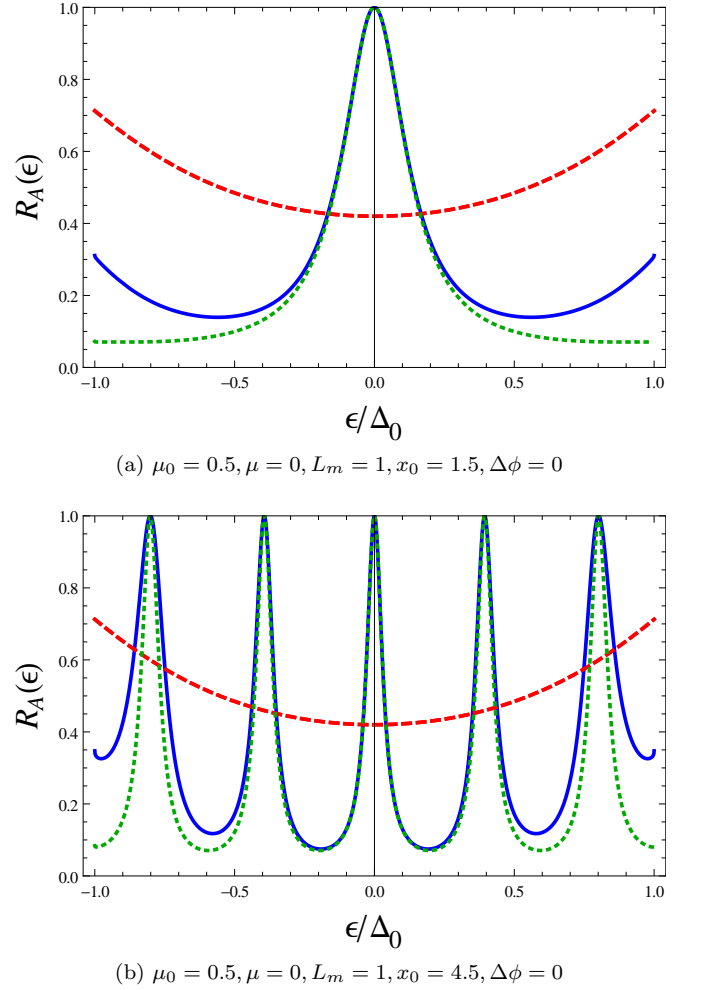


FIG. 3: (Color online) Influence of the position x_0 of the ferromagnetic region on the Andreev reflection probability, in the double-barrier case (blue solid line). For a better interpretation, we also plotted the transmission probability T_ε and $T_{-\varepsilon}$ of the double barrier (red dashed line) and the Andreev reflection probability for a single impurity of strength $2\mu_0$ located in x_0 (green dotted line). Energies are given in units of Δ_0 and lengths in units of the superconductor coherence length $\hbar v_F / \Delta_0$.

probability of the double-barrier as

$$T_\varepsilon = \frac{1}{\cosh^2(2\mu_0) - \sin^2(k_\varepsilon^e L_m + \Delta\phi/2) \sinh^2(2\mu_0)} \quad (32)$$

with $k_\varepsilon^e = (\varepsilon + \mu) / \hbar v_F$, the electron wave-vector in the normal region, $L_m = x_2 - x_1$ and $\Delta\phi = \phi_2 - \phi_1$. It appears that, for a fixed value of L_m , the chemical potential and the phase difference play a similar role, that is, breaking the symmetry between the transmission of particles and holes. In order to simplify the analysis in the various examples below, we vary only μ , and take $\Delta\phi = 0$. One should also note that for $L_m = 0$ and $\Delta\phi = 0$, T_ε in Eq. (32) reduces to the transmission probability of a single impurity of strength $2\mu_0$, located at x_0 (compare with Eqs. (28)-(29)).

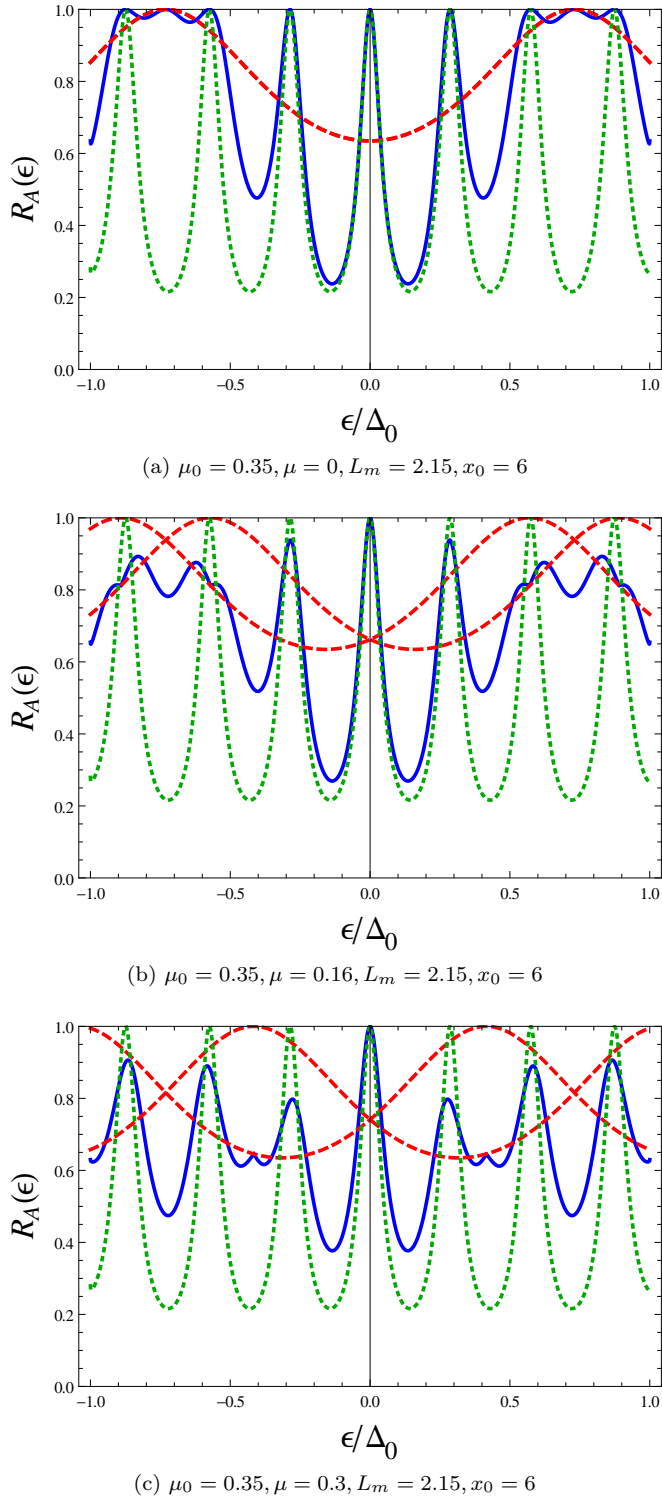


FIG. 4: (Color online) Influence of the chemical potential μ on the Andreev reflection probability, in the double-barrier case (blue solid line). In all three plots, $\Delta\phi = 0$. For a better interpretation, we also plotted the transmission probability T_ϵ and $T_{-\epsilon}$ of the double barrier (red dashed line) and the Andreev reflection probability for a single impurity of strength $2\mu_0$ located in x_0 (green dotted line). Energies are given in units of Δ_0 and lengths in units of the superconductor coherence length $\hbar v_F/\Delta_0$.

In Figs. 3 and 4 we plot the Andreev reflection probability as a function of the excitation energy, for different values of the parameters. The various cases show that the zero-mode is always perfectly Andreev reflected, consistently with Eq. (24). Right at the Dirac point, the modes satisfying the condition of Eq. (31) are perfectly Andreev reflected. We distinguish two kinds of such modes. First, there are the Fabry-Pérot-like modes, whose energy satisfies the same Eq. (31) as for the single barrier case, where x_0 is now the centre of the double barrier ferromagnetic dot, though. The density of such modes increases with $|x_0|$, as illustrated in Fig. 3 (a) and (b). Second, the modes for which $T_\epsilon = 1$ are also perfectly Andreev reflected, a possibility that does not arise in the single barrier case. Generally speaking, as compared to a single impurity in x_0 , $R_A(\epsilon)$ is modulated by the transmission coefficient of the double-barrier structure. When the chemical potential μ is varied ($\mu \neq 0$), the departure from the Dirac point leads to several interesting modifications. While the position of the maxima corresponding to the virtual bound-states is barely altered, their amplitude is no longer 1 – they are not perfectly Andreev reflected anymore – except for the zero energy mode, which remains pinned to 1. Furthermore the peaks corresponding to the open channels of the dot now split, as T_ϵ and $T_{-\epsilon}$ are no longer equal. This particular evolution as a function of the chemical potential is depicted in Fig. 4 (a), (b) and (c).

C. Majorana wave-functions

In this section, we discuss the relation between perfect Andreev reflection and the presence of Majorana states. We come back to the somewhat simpler case of a single ferromagnetic barrier, for which the transmission probability is given in Eq. (28). As we have discussed earlier, the Andreev reflection probability can have many peaks as a function of energy, the positions and number of which depend on the location x_0 of the center of the barrier. However, except in the special situation $\mu = 0$, only the zero-energy modes are perfectly Andreev reflected. Such a robust peak is often interpreted in the context of topological superconductivity as the signature of tunneling into a Majorana bound-state. Here the situation is a more subtle, as there is no real bound-state to begin with – contrary to the case of a genuine spinless p -wave superconductor.

The zero-energy states are always delocalized in the whole normal region. In the absence of a scattering region, Andreev reflection at the interface impose that scattering states are superposition of electron and hole components. The zero energy subspace is two-dimensional and spanned by two orthogonal eigenstates of the BdG Hamiltonian, that are charge conjugated (we drop the

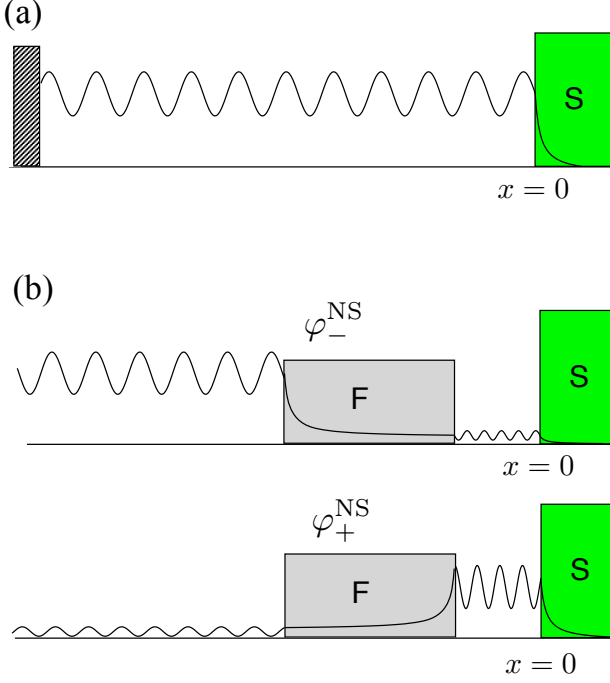


FIG. 5: (Color online) Sketch of (a) one Majorana state, at $\varepsilon = 0$, bound between the superconductor and a ferromagnetic hard-wall, (b) two Majorana states, at $\varepsilon = 0$, in the presence of a ferromagnetic barrier. Even though they do extend on the whole normal region, they are predominantly localized on one side or the other of the ferromagnetic domain (see text).

label $\varepsilon = 0$ for simplicity). The first wave function φ_1 corresponds to injecting a Cooper pair in the superconductor (it is the superposition of a right-moving electron and a left-moving hole). The second wavefunction $\varphi_2 = \mathcal{C}\varphi_1$ will be denoted by φ_{1^c} , according to the notation of Sec. II, and corresponds to the opposite process, the injection of a Cooper from the superconductor into the normal lead (it is the superposition of a left-moving electron and a right-moving hole). Their explicit expressions read

$$\varphi_1(x) = \begin{pmatrix} 1 \\ 0 \\ -ie^{-i\chi_R} \\ 0 \end{pmatrix} e^{i\mu x}, \quad \varphi_{1^c}(x) = \begin{pmatrix} 0 \\ ie^{i\chi_R} \\ 0 \\ -1 \end{pmatrix} e^{-i\mu x}. \quad (33)$$

If one imposes a hard-wall boundary condition, somewhere in the normal region, then the only allowed solution is a superposition of φ_1 and φ_{1^c} that is indeed a Majorana state. This assumption connects the present situation to the nanowire setups where such a hard-wall boundary is usually imposed⁹. If one removes the hard-wall, then there are not one but two independent Majorana states, being linear combinations of φ_1 and φ_{1^c} . It turns out that a ferromagnetic barrier, as depicted in Fig. 2(a) can localize the two Majorana states on either side of the barrier. In order to prove this statement, we

first compute the scattering states at zero energy in the presence of the barrier. Their wave-functions are given in Appendix A and coincide in the region $x < x_1$ with the states of Eq. (33). Following the general scheme of Majorana states given in section II, we construct two independent Majorana wave-functions, φ_+^{NS} and φ_-^{NS} , given by $\varphi_{\pm}^{\text{NS}} = \alpha_{\pm}\varphi_1 + \alpha_{\pm}^*\varphi_{1^c}$. A suitable choice of α_{\pm} – given in Appendix A – leads $\varphi_{\pm}^{\text{NS}}$ to acquire the simple form

$$\varphi_{\eta}^{\text{NS}}(x) = \begin{pmatrix} f_{\eta}(x) e^{\frac{i}{2}[\frac{\pi}{2} + \chi_R - \int_0^x \frac{2m_z(x')}{\hbar v_F} dx']} \\ f_{\eta}^*(x) e^{\frac{i}{2}[\frac{\pi}{2} + \chi_R - \int_0^x \frac{2m_z(x')}{\hbar v_F} dx']} \\ f_{\eta}(x) e^{-\frac{i}{2}[\frac{\pi}{2} + \chi_R - \int_0^x \frac{2m_z(x')}{\hbar v_F} dx']} \\ -f_{\eta}^*(x) e^{-\frac{i}{2}[\frac{\pi}{2} + \chi_R - \int_0^x \frac{2m_z(x')}{\hbar v_F} dx']} \end{pmatrix}, \quad (34)$$

with $\eta = \pm$,

$$f_{\eta}(x) = \frac{e^{-i\frac{\phi + \eta\tilde{\theta}_0}{2}}}{2 \cosh \frac{\kappa L_m}{2}} \begin{cases} e^{ik_F(x-x_1)} e^{-\eta \frac{\kappa L_m}{2}}, & x \leq x_1 \\ e^{\eta \kappa(x-x_0)}, & x_1 \leq x \leq x_2 \\ e^{ik_F(x-x_1)} e^{\eta \frac{\kappa L_m}{2}}, & x \geq x_2 \end{cases} \quad (35)$$

and $\kappa = \sqrt{m_{\parallel}^2 - \mu^2/\hbar v_F}$, $k_F = \mu/\hbar v_F$, $\tilde{\theta}_0 = \arccos(\mu/m_{\parallel})$, $\mu < m_{\parallel}$. One can easily check that the $\varphi_{\eta=\pm}^{\text{NS}}$ are indeed invariant under charge-conjugation, that is, $\mathcal{C}\varphi_{\pm}^{\text{NS}} = \varphi_{\pm}^{\text{NS}}$, with $\mathcal{C} = \mathcal{K} \sigma_y \otimes \tau_y$. Note that the two wave-functions have opposite exponential variations inside the ferromagnetic region $x_1 \leq x \leq x_2$. Although both Majorana states are extended over the whole normal region, they are still spatially localized on opposite sides of the ferromagnetic domain, as drawn schematically in Fig. 5. In contrast, the zero-energy Andreev states φ_1 and φ_{1^c} are mixtures of these two wavefunctions and hence cannot be considered as localized in any meaningful way. We will see in the next section that adding a second superconducting electrode barely affects these Majorana states – they are by construction in an equal weight superposition of electron and hole and ready to be bound by a superconducting mirror.

IV. S-N-S (JOSEPHSON) JUNCTIONS

A. Andreev bound states and Josephson current

We now turn our attention to the case of S-N-S junctions with an arbitrary ferromagnetic domain in the normal region. Aiming at drawing analogies with the former case of the NS junction, we focus on subgap transport and start by deriving the condition for Andreev bound states³⁴. We can use most of the results of the previous section. Scattering amplitudes in region N_2 are still connected by the electron and hole scattering matrices as in Eq. (20). One only needs to implement a similar condition for perfect Andreev reflection in region N_1 .

Moreover, for the SNS case it is more useful to set the origin at the center of the junction, so that the two interfaces are located at $x = \pm L/2$, with L denoting the interface distance. The whole Andreev reflection process at both interfaces can be written as

$$(a_{e,1}, a_{e,2}, a_{h,1}, a_{h,2})^T = S_A(\varepsilon)(b_{e,1}, b_{e,2}, b_{h,1}, b_{h,2})^T, \quad (36)$$

with

$$S_A(\varepsilon) = \begin{pmatrix} 0 & \alpha'(\varepsilon)r_A \\ \alpha'(\varepsilon)r_A^* & 0 \end{pmatrix} \quad (37)$$

denoting a 4×4 matrix where $\alpha'(\varepsilon) =$

$\exp[-i\arccos(\varepsilon/\Delta_0) + i(k_\varepsilon^e - k_\varepsilon^h)L]$ and $r_A = \text{Diag}[e^{i\chi/2}, e^{-i\chi/2}]$. In the case of a helical liquid with a linear spectrum, $k_\varepsilon^{e/h} = (\mu \pm E)/\hbar v_F$ and we simply have $k_\varepsilon^e - k_\varepsilon^h = 2\varepsilon/\hbar v_F$. Combining Eq. (20) and (36), we arrive at the well-known compatibility condition³⁵

$$\det(\sigma_0 \otimes \tau_0 - S_A(\varepsilon) S_N(\varepsilon)) = 0, \quad (38)$$

for the Andreev bound-states (ABS). The latter equation acquires the simple form

$$\cos^2 \left[\arccos \frac{\varepsilon}{\Delta_0} - \frac{\varepsilon(L - \lambda_m^S(\varepsilon))}{\hbar v_F} \right] = \frac{1}{2} \left(1 - \sqrt{R_\varepsilon R_{-\varepsilon}} \cos(2\Phi_m^A(\varepsilon)) + \sqrt{T_\varepsilon T_{-\varepsilon}} \cos(\chi - 2\chi_m^S(\varepsilon)) \right), \quad (39)$$

where the odd function of the energy $\Phi_m^A(\varepsilon) = (\Phi_m(\varepsilon) - \Phi_m(-\varepsilon))/2$, as well as the even functions $\lambda_m^S(\varepsilon) = \hbar v_F(\Gamma_m(-\varepsilon) - \Gamma_m(\varepsilon))/2\varepsilon$ and $\chi_m^S(\varepsilon) = (\chi_m(\varepsilon) + \chi_m(-\varepsilon))/2$ are directly extracted from the scattering matrix (18) describing the ferromagnetic scatterer. Equation (39) thus determines the Andreev bound levels in the presence of an arbitrary ferromagnetic scatterer and represents another important result of the paper. To illustrate its physical consequences, we exploit one enlightening example, namely the case of one single ferromagnetic barrier. In this case one has $\Phi_m^A(\varepsilon) = 2\varepsilon x_0/\hbar v_F$ and $\chi_m^S(\varepsilon) \equiv \chi_z = m_\parallel L_m/\hbar v_F$, as shown at the end of Sec. III A, whereas $\lambda_m^S(\varepsilon)$ can be gained from $\Gamma_m(\varepsilon)$ in Eq. (26) and is a length scale related to the spatial extension of the F barrier. The Andreev bound levels are plotted in Fig. 6 as a function of the superconducting phase difference χ , for various values of the center of the length L_m of the barrier and the location x_0 of its center. The first feature emerging from Fig. 6 is that the levels are symmetric in energy with respect to $\varepsilon = 0$. This is due to particle-hole symmetry of the Bogolubov de Gennes equations. Indeed, from the general Eq. (39) one can easily check that, because $\Phi_m^A(\varepsilon)$ is odd and $\lambda_m^S(\varepsilon)$ and $\chi_m^S(\varepsilon)$ are even, if ε is a solution of Eq. (39), then $-\varepsilon$ is also a solution. Secondly, the plots are symmetric in phase difference χ , around the symmetry value $\chi - 2\chi_z = \pi$. Indeed from the general Eq. (39) one can see that, if a bound-state exists for a given energy at a value χ_1 , another necessarily exists at $\chi_2 = 2(\pi + \chi_m^S(\varepsilon)) - \chi_1$, so that there are two bound-states in a 2π interval centered around $\chi - 2\chi_m^S(\varepsilon) = \pi$. The spectrum of Andreev bound-levels is 2π -periodic with the phase difference χ . However, the Andreev states do not necessarily have the same periodicity, as we shall discuss below.

We notice also that the renormalization of the superconducting phase difference as $\chi \rightarrow \chi - 2\chi_z$ caused by the m_z magnetisation induces a π -junction behaviour when $\chi_z \gtrsim \pi/2$. The third feature emerging from Fig. 6 is the existence of crossing points. To discuss their physical meaning, it is worth recalling that, differently from conventional S-N-S junctions, here for each value of $\chi - 2\chi_z$ the Andreev levels are typically non-degenerate, due to the helical nature of the edge states. Crossing points, however, are an exception and correspond to degenerate eigenvalues of the Bogolubov de Gennes equations. It is interesting to analyze whether the states corresponding to these degeneracies hybridise or not. In particular, Fig. 6(a) shows the case of centered barriers ($x_0 = 0$), with different lengths L_m . As one can see, the ABS cross pairwise at $\chi - 2\chi_z = \pi$. We notice that, with varying L_m , the values of the finite energy crossing points change (the amount of change also depends on the values of m_\parallel and μ). In contrast, the crossing point at $\varepsilon = 0$ is independent of L_m , m_\parallel and μ . Furthermore, when the barrier is not centered, $x_0 \neq 0$, while gaps open at finite energy, the crossing point at $\varepsilon = 0$ is stably preserved, as shown in Fig. 6(b). The crossing point at $\varepsilon = 0$ is thus the only one that is stable to any parameter variation. This is in fact a general feature that stems from the general Eq. (39), from which one can see that $\varepsilon = 0$ and $\chi - 2\chi_m^S(0) = \pi$ is always a solution of the ABS equation, in sharp contrast with conventional s -wave junctions, where normal backscattering always opens a gap at zero energy. The crossing at zero energy is protected because the two Andreev states, being charge-conjugated to each other, have different fermion parity. Indeed, following Eq. (17), the Hamiltonian for the two states crossing

zero energy can be written as

$$H_{\text{ABS},0} = \frac{1}{2}\varepsilon_0(\chi)\Gamma_0^\dagger\Gamma_0 - \frac{1}{2}\varepsilon_0(\chi)\Gamma_{0^c}^\dagger\Gamma_{0^c}, \quad (40)$$

or, using $\Gamma_{0^c} = \Gamma_0^\dagger$ following from particle-hole symmetry¹⁹,

$$H_{\text{ABS},0} = \varepsilon_0(\chi) \left(\Gamma_0^\dagger\Gamma_0 - \frac{1}{2} \right) + \frac{1}{2}\varepsilon_0(\chi), \quad (41)$$

similar to Eq. (16). The two Andreev states, with energy $\pm\varepsilon_0(\chi)$ correspond to the two parity sectors, $\Gamma_0^\dagger\Gamma_0 = 0, 1$. Such a protection directly affects the Josephson current. Indeed, Andreev bound-states carry a stationary supercurrent across the junction, as the two Andreev reflections have the effect of transferring a Cooper pair from one superconducting contact to the other. At zero temperature, each ABS contributes $J_n = (e/h)\partial_\chi\varepsilon_n(\chi)$ to the total Josephson current. Levels with opposite energies therefore carry opposite supercurrents, as do degenerate levels on opposite sides of $\chi - 2\chi_z^S(\varepsilon) = \pi$. As a consequence of the protected crossing at the $\varepsilon = 0$ level, despite the spectrum is 2π periodic, the Josephson current is 4π periodic as a whole. Indeed, while higher energy Andreev levels contribute a 2π periodic Josephson current, the current carried by this level is actually 4π periodic, a signature of the fermion parity anomaly in helical Josephson junctions^{1,19,30}.

We conclude this section by observing that for the case of a single barrier analytic expressions for the ABS can be determined in the limit of strong in-plane magnetization $m_\parallel \gg \mu, |\varepsilon|$. Indeed in this limit the transmission probability T_ε of the single barrier [see Eq. (28)] becomes energy-independent and reduces to $T_\varepsilon \rightarrow T_\infty = 1/\cosh^2\mu_0$, with $\mu_0 = m_\parallel L_m/\hbar v_F$ parametrizing the strength of the barrier, whereas the length scale λ_m^S reduces to $\lambda_m^S(\varepsilon) \rightarrow L_m$. In the special case of a barrier centered in the middle of the junction, $x_0 = 0$, and at $\chi - 2\chi_z = \pi$, the position of Andreev bound states is simply given by

$$\frac{\varepsilon(L - L_m)}{\hbar v_F} - \arccos \frac{\varepsilon}{\Delta_0} = -\frac{\pi}{2} + m\pi, \quad (42)$$

which is the analogue of the condition (31) for resonant states in the N-S junction. In this limit the positions of all these ABS (not just the one at $\varepsilon = 0$) are insensitive to the strength μ_0 of the barrier. When $L_m = L$ we recover the limit studied by Fu and Kane in Ref. 19 and only the zero energy mode is pinned. The other extreme limit of $L_m = 0$ corresponds to the impurity studied in Ref. 23. Interestingly, the relevant length scale in the problem is $L - L_m$. Eq. (42) shows that the condition for the definition of short and long junctions should actually be formulated in terms of the interface length $L - L_m$. The short junction limit would correspond to $L - L_m \ll \hbar v_F/\Delta_0$, while the long junction would correspond to $L - L_m \gg \hbar v_F/\Delta_0$. In particular, the density of Andreev

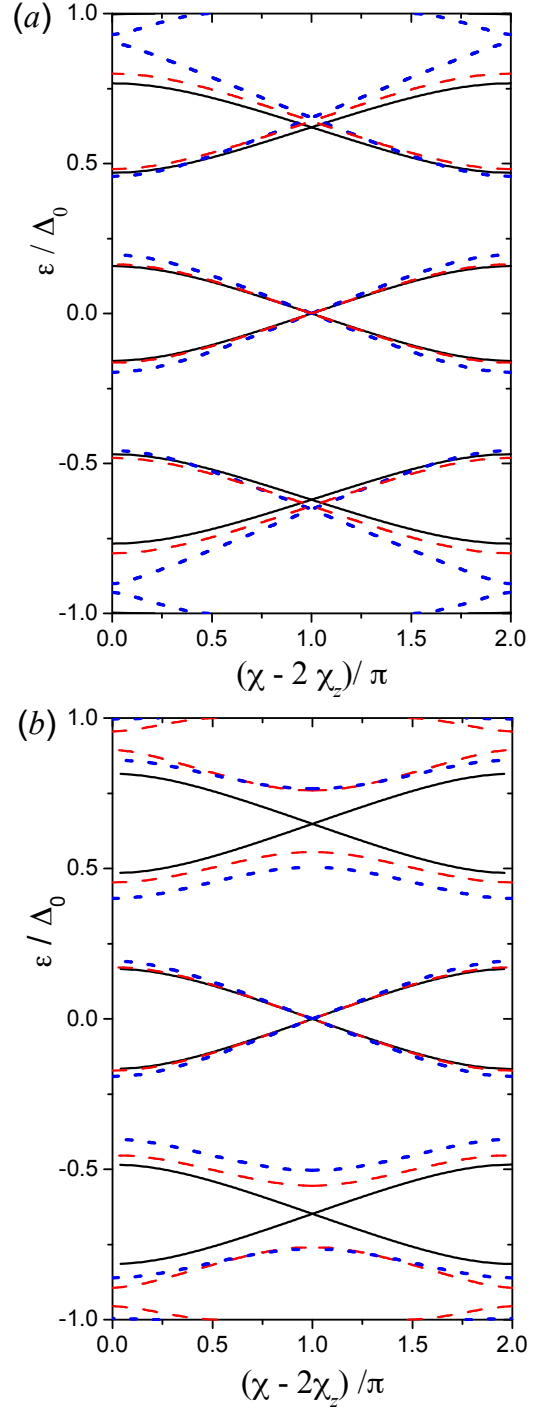


FIG. 6: (Color online) Andreev bound levels as a function of the superconductor phase difference χ , for a relatively long SNS junction ($L = 4\hbar v_F/\Delta_0$), with a chemical potential $\mu = 0$, in the presence of one ferromagnetic barrier centered around the position x_0 , characterized by a length L_m and an in-plane magnetisation $m_\parallel L_m/\hbar v_F = 0.88$, corresponding to a transmission coefficient $T_0 = 0.5$ at the Dirac point. Here $\chi_z = m_z L_m/\hbar v_F$ is the phase due to the m_z magnetization, which shifts the superconducting phase difference χ . (a) the case of a barrier centered in the middle of the junction ($x_0 = 0$), for different length of the barrier $L_m = L/40$ (solid black), $L_m = L/4$ (dashed red) and $L_m = L$ (dotted blue); (b) the case of a barrier of a length $L_m = L/3$ for different center locations, $x_0 = 0$ (solid black), $x_0 = L/6$ (dashed red) and $x_0 = L/3$ (dotted blue).

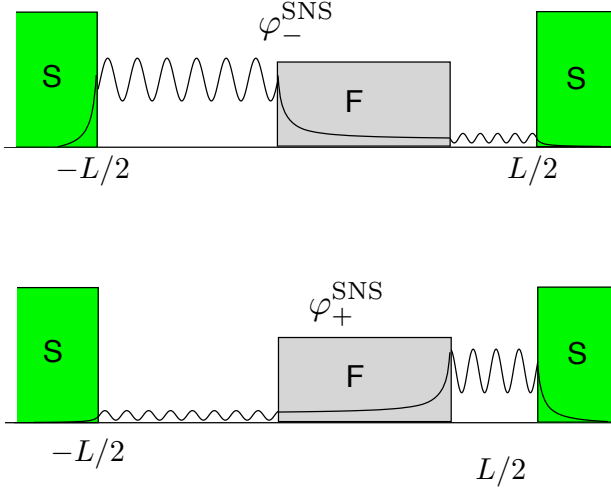


FIG. 7: (Color online) Sketch of the two Majorana states at $\varepsilon = 0$ and $\chi - 2\chi_s(0) = \pi$. Similar to the NS case (see Fig. 5), even though they do extend on the whole normal region, they are predominantly localized on one side or the other of the ferromagnetic domain.

bound-states will be set by the length $L - L_m$. In the short junction limit, one can also show that there are only two Andreev bound levels, given by

$$\varepsilon_{\pm}(\chi) = \pm \Delta_0 \sqrt{T_0} \cos\left(\frac{\chi}{2} - \chi_z\right) \quad (43)$$

which show the 4π -periodicity, in agreement with the results by Fu & Kane¹⁹ and Yakovenko³⁶. This result should be compared with the short-junction limit for conventional S-N-S junctions, $\varepsilon_{\pm}(\chi) = \pm \Delta_0 (1 - T_0 \sin^2(\chi/2))^{1/2}$, which is 2π -periodic³⁵. It is worth emphasising that such difference in the results stems from the minus sign in front of the $\sqrt{R_{\varepsilon} R_{-\varepsilon}}$ on the right hand side of Eq.(39). Similarly to the case of the N-S junction, such sign arises from Eq.(19), where a minus sign relates the reflection amplitudes of holes and electrons, due to the ferromagnetic domain.

B. Majorana wave-functions

We close our analysis with a discussion of the Majorana wave-functions in the S-N-S case. A comparison with the N-S junction is quite enlightening here. We know from the latter case that, at zero energy, there are two charge-conjugated Andreev states corresponding to a right-moving electron being reflected as a left-moving hole and a right-moving hole being reflected as a left-moving electron. The extra superconducting electrode transforms these two extended Andreev states into Andreev bound states, carrying opposite supercurrents. Again, one can decompose this single, zero energy fermionic level into two Majorana wave-functions φ_{+} and

φ_{-} given by

$$\varphi_{\eta=\pm}^{\text{SNS}}(x) = \begin{pmatrix} f_{\eta}(x) e^{-i \int_{x_0}^x \frac{m_z(x')}{\hbar v_F} dx'} \\ f_{\eta}^{*}(x) e^{-i \int_{x_0}^x \frac{m_z(x')}{\hbar v_F} dx'} \\ f_{\eta}(x) e^{+i \int_{x_0}^x \frac{m_z(x')}{\hbar v_F} dx'} \\ -f_{\eta}^{*}(x) e^{+i \int_{x_0}^x \frac{m_z(x')}{\hbar v_F} dx'} \end{pmatrix}, \quad (44)$$

with

$$f_{\eta}(x) = \frac{e^{-i \frac{\phi + \eta \tilde{\theta}_0}{2}}}{2 \cosh \frac{\kappa L_m}{2}} \begin{cases} e^{ik_F(x-x_1)} e^{-\eta \frac{\kappa L_m}{2}} & x \leq x_1, \\ e^{\eta \kappa(x-x_0)} & x_1 \leq x \leq x_2, \\ e^{ik_F(x-x_2)} e^{\eta \frac{\kappa L_m}{2}} & x \geq x_2, \end{cases} \quad (45)$$

and $\kappa = \sqrt{m_{\parallel}^2 - \mu^2}/\hbar v_F$, $\tilde{\theta}_0 = \arccos(\mu/m_{\parallel})$, $\mu < m_{\parallel}$.

Notice that the wavefunction $f_{\eta}(x)$, which depends on the *in-plane* magnetization m_{\parallel} , is the *same* for the S-N-S case, Eq. (45), and for the N-S case, Eq. (35). The difference between $\varphi_{\eta}^{\text{NS}}(x)$ in Eq. (34) and $\varphi_{\eta}^{\text{SNS}}(x)$ in Eq. (44) lies in the other phase factors, that arise from the phase difference across the junction and the m_z magnetization only. As in the NS case, although extended in the whole normal region these wave-functions are localized on opposite sides of the ferromagnetic domain (see Fig. 7 for a schematic illustration). The fact that two Majorana states arise in such a S-N-S junction can be contrasted with a similar situation in topological nanowire junctions. There again, two Majorana bound states exist on their own at the edges of the superconductors. When a junction is formed, they simply delocalize in the whole normal region⁸. In the present case, helicity combined with fermion parity conservation, protects the zero energy crossing and allow for the appearance of Majorana states, that can be localized by a ferromagnetic domain. What is more surprising is that one superconducting contact only is able to *perform* such localized states.

V. CONCLUSION

We have studied transport properties of hybrid structures based on helical liquids at the edge of a quantum spin Hall insulator. We explicitly computed the Andreev reflection coefficient for N-S junctions and the condition for Andreev bound states in S-N-S junctions, in both cases in the presence of an arbitrary ferromagnetic scatterer. We found that many peaks, and not only a zero-bias peak, arise in the conductance measurement of N-S junctions, due to Fabry-Pérot like resonances. The height of these peaks depends on external, possibly controllable, parameters, like the chemical potential or the form of the ferromagnetic barrier. In particular, the response of the double barrier setup, that we studied in details, is very sensitive to the value of the chemical potential, which can in principle be controlled by an external gate. As the gate is varied, while some peaks change positions and height and others even split, the zero-bias peak remains pinned.

This effect should provide an experimental test to probe the peculiar and very rich interplay of helicity and superconductivity at the edge of a topological insulator, as well as to single out evidence of the Majorana zero modes. We have also shown, by computing the wave-functions, that the presence of a ferromagnetic domain already localizes two Majorana modes at the N-S interface. Adding a second superconducting contact binds them in a finite size S-N-S Josephson junction. There, the two Majorana states hybridize, thereby forming an Andreev level. We have also analyzed the general structure of the Andreev bound states spectrum, for an arbitrary ferromagnetic region. We found that the effective phase difference across the junction as well as the effective length of the junction are renormalized in an energy-dependent way by the scatterer, the latter leading to a redefinition of the short and long junction limits in the strong barrier case. Degenerate levels, manifested as crossing points in the spectrum

at a phase difference of π , appear in the case of a barrier exactly centered in the junction. However, only the zero-energy crossing is truly protected due to fermion parity conservation, and as a consequence, the Josephson current across the junction is 4π periodic, a hallmark of the edge states helicity.

ACKNOWLEDGMENTS

We would like to acknowledge financial support by the DFG (German-Japanese research unit "Topotronics" and SPP 1666) as well as the Helmholtz Foundation (VITI). F.D. thanks the University of Würzburg for financial support and hospitality during his stay as a guest professor, and also acknowledges FIRB 2012 project HybridNanoDev (Grant No.RBFR1236VV).

Appendix A: Wave-functions in the zero-energy subspace of NS junctions

We present here the wave-functions of the two zero-energy scattering states, in the case of the NS junction with a single ferromagnetic barrier, as shown in Fig. 2(a). Since the zero energy modes are perfectly Andreev reflected, in region $x < x_1$ the wave-functions are either superpositions of an incoming electron and a reflected hole or an incoming electron and a reflected hole. The first four-component wave function, which we denote by $\varphi_1(x)$, corresponds to the injection of a Cooper pair in the superconductor and has the following wave-function

$$\varphi_1(x) = \begin{pmatrix} u_{\uparrow,1}(x) \\ u_{\downarrow,1}(x) \\ v_{\downarrow,1}(x) \\ v_{\uparrow,1}(x) \end{pmatrix} = \begin{cases} \begin{pmatrix} 1 \\ 0 \\ -ie^{-i(2\chi_z + \chi_R)} \\ 0 \end{pmatrix} e^{ik_F x} & x < x_1, \\ \begin{pmatrix} \frac{e^{-i\frac{m_z(x-x_0)}{\hbar v_F}} e^{-i\frac{\chi_z}{2}}}{2 \sin \tilde{\theta}_0} ie^{ik_F x_1} \left(e^{\kappa(x-x_0)} e^{\frac{\kappa L_m}{2}} e^{-i\tilde{\theta}_0} - e^{-\kappa(x-x_0)} e^{-\frac{\kappa L_m}{2}} e^{i\tilde{\theta}_0} \right) \\ e^{i\phi} \frac{e^{-i\frac{m_z(x-x_0)}{\hbar v_F}} e^{-i\frac{\chi_z}{2}}}{2 \sin \tilde{\theta}_0} ie^{ik_F x_1} \left(e^{\kappa(x-x_0)} e^{\frac{\kappa L_m}{2}} - e^{-\kappa(x-x_0)} e^{-\frac{\kappa L_m}{2}} \right) \\ -ie^{-i\chi_R} e^{-i\frac{2m_z(x_2-x)}{\hbar v_F}} u_{0\uparrow} \\ ie^{-i\chi_R} e^{-i\frac{2m_z(x_2-x)}{\hbar v_F}} u_{0\downarrow} \end{pmatrix} & x_1 < x < x_2, \\ \begin{pmatrix} \frac{e^{i\Gamma_0} e^{-i\chi_z}}{\sqrt{T_0}} e^{ik_F x} \\ ie^{-ik_F x} \sqrt{\frac{1-T_0}{T_0}} e^{i(2k_F x_0 + \phi)} e^{-i\chi_z} \\ -ie^{-i\chi_R} u_{0\uparrow} \\ ie^{-i\chi_R} u_{0\downarrow} \end{pmatrix} & x > x_2, \end{cases} \quad (A1)$$

where $\kappa = \sqrt{m_{\parallel}^2 - \mu^2/(\hbar v_F)}$, $\tilde{\theta}_0 = \arccos(\mu/m_{\parallel})$, $T_0 = \left(1 + \frac{\sinh^2[\kappa L_m]}{\sin^2 \tilde{\theta}_0}\right)^{-1}$, $\Gamma_0 = \arctan\left(\frac{1}{\tan \tilde{\theta}_0} \tanh[\kappa L_m]\right) - k_F L_m$, $\chi_z = m_z L_m/(\hbar v_F)$, with $L_m = x_2 - x_1$ and $x_0 = (x_1 + x_2)/2$. The second state corresponds to the reverse process of injecting a Cooper pair from the superconductor, into the normal region. We call this state φ_{1^c} and it is simply given by $\varphi_{1^c} = \mathcal{C}\varphi_1$, with $\mathcal{C} = \mathcal{K}\sigma_y \otimes \tau_y$ the charge conjugation operator. From these two charge conjugated scattering states one can construct two arbitrary independent Majorana wavefunctions of the form $\varphi_{\pm} = \alpha_{\pm}\varphi_1 + \alpha_{\pm}^*\varphi_{1^c}$. A

suitable choice of α_{\pm} leads to two Majorana states localized on either side of the ferromagnetic domain. We found

$$\alpha_{\eta} = \frac{e^{-i(k_F x_1 - \chi_z - \chi_R/2)} e^{-i\eta\tilde{\theta}_0/2} e^{-\eta\kappa L_m/2}}{2 \cosh(\kappa L_m/2)}, \quad \eta = \pm. \quad (\text{A2})$$

-
- ¹ A. Y. Kitaev, *Physics-Uspekhi* **44**, 131 (2001).
² Y. Oreg, G. Refael, and F. von Oppen, *Phys. Rev. Lett.* **105**, 177002 (2010).
³ R. M. Lutchyn, J. D. Sau, and S. Das Sarma, *Phys. Rev. Lett.* **105**, 077001 (2010).
⁴ V. Mourik, K. Zuo, S. M. Frolov, S. R. Plissard, E. P. A. M. Bakkers, and L. P. Kouwenhoven, *Science* **336**, 1003 (2012).
⁵ L. P. Rokhinson, X. Liu, and J. K. Furdyna, *Nat. Phys.* **8**, 795 (2012).
⁶ A. Das, Y. Ronen, Y. Most, Y. Oreg, M. Heiblum, and H. Shtrikman, *Nat Phys* **8**, 887 (2012), ISSN 1745-2473.
⁷ K. T. Law, P. A. Lee, and T. K. Ng, *Phys. Rev. Lett.* **103**, 237001 (2009).
⁸ D. Chevallier, D. Sticlet, P. Simon, and C. Bena, *Phys. Rev. B* **85**, 235307 (2012).
⁹ J. Klinovaja and D. Loss, *Phys. Rev. B* **86**, 085408 (2012).
¹⁰ L. Fidkowski, J. Alicea, N. H. Lindner, R. M. Lutchyn, and M. P. A. Fisher, *Phys. Rev. B* **85**, 245121 (2012).
¹¹ I. Knez, R.-R. Du, and G. Sullivan, *Phys. Rev. Lett.* **109**, 186603 (2012).
¹² S. Hart, H. Ren, T. Wagner, P. Leubner, M. Mühlbauer, C. Brüne, H. Buhmann, L. W. Molenkamp, and A. Yacoby, *ArXiv* (2013), 1312.2559.
¹³ C. L. Kane and E. J. Mele, *Phys. Rev. Lett.* **95**, 226801 (2005).
¹⁴ C. L. Kane and E. J. Mele, *Phys. Rev. Lett.* **95**, 226801 (2005).
¹⁵ C. Wu, B. A. Bernevig, and S.-C. Zhang, *Phys. Rev. Lett.* **96**, 106401 (2006).
¹⁶ M. König, S. Wiedmann, C. Brüne, A. Roth, H. Buhmann, L. W. Molenkamp, X.-L. Qi, and S.-C. Zhang, *Science* **318**, 766 (2007).
¹⁷ I. Knez, R.-R. Du, and G. Sullivan, *Phys. Rev. Lett.* **107**, 136603 (2011).
¹⁸ A. Kitaev, in *American Institute of Physics Conference Series*, edited by V. Lebedev and M. Feigel'Man (2009), vol. 1134 of *American Institute of Physics Conference Series*, pp. 22–30.
¹⁹ L. Fu and C. L. Kane, *Phys. Rev. B* **79**, 161408 (2009).
²⁰ C. W. J. Beenakker, D. I. Pikulin, T. Hyart, H. Schomerus, and J. P. Dahlhaus, *Phys. Rev. Lett.* **110**, 017003 (2013).
²¹ M. Houzet, J. S. Meyer, D. M. Badiane, and L. I. Glazman, *Phys. Rev. Lett.* **111**, 046401 (2013).
²² S. Barbarino, R. Fazio, M. Sassetti, and F. Taddei, *New Journal of Physics* **15**, 085025 (2013).
²³ S. feng Zhang, W. Zhu, and Q. feng Sun, *Journal of Physics: Condensed Matter* **25**, 295301 (2013).
²⁴ L. Jiang, D. Pekker, J. Alicea, G. Refael, Y. Oreg, A. Brataas, and F. von Oppen, *Phys. Rev. B* **87**, 075438 (2013).
²⁵ S. Mi, D. I. Pikulin, M. Wimmer, and C. W. J. Beenakker, *Phys. Rev. B* **87**, 241405 (2013).
²⁶ P. De Gennes, *Superconductivity Of Metals And Alloys*, Advanced Book Classics (Advanced Book Program, Perseus Books, 1999), ISBN 9780738201016.
²⁷ F. Taddei, F. Giazotto, and R. Fazio, *Journal of Computational and Theoretical Nanoscience* **2**, 329 (2005-09-01T00:00:00).
²⁸ T. Yokoyama, Y. Tanaka, and J. Inoue, *Phys. Rev. B* **72**, 220504 (2005).
²⁹ C. Chamon, R. Jackiw, Y. Nishida, S.-Y. Pi, and L. Santos, *Phys. Rev. B* **81**, 224515 (2010).
³⁰ F. Crépin and B. Trauzettel, *ArXiv* (2013), 1305.7433.
³¹ P. Adroguer, C. Grenier, D. Carpentier, J. Cayssol, P. Degiovanni, and E. Orignac, *Phys. Rev. B* **82**, 081303 (2010).
³² D. M. Badiane, L. I. Glazman, M. Houzet, and J. S. Meyer, *Comptes Rendus Physique* **14**, 840 (2013), [jce:title;Topological insulators / Isolants topologiques;jce:subtitle;Topological insulators / Isolants topologiques;jce:subtitle;j](#).
³³ C. W. J. Beenakker, "Mesoscopic Quantum Physics", edited by E. Akkermans, G. Montambaux, J.-L. Pichard, and J. Zinn-Justin (North-Holland, Amsterdam, 1995), cond-mat/9406083 (1994), cond-mat/9406083.
³⁴ I. Kulik, *Soviet Physics JETP* **30**, 944 (1970).
³⁵ C. W. J. Beenakker, *Phys. Rev. Lett.* **67**, 3836 (1991).
³⁶ H.-J. Kwon, K. Sengupta, and V.M. Yakovenko, *Eur. Phys. J. B* **37**, 349 (2004).
³⁷ Everywhere in the paper $\sigma_x, \sigma_y, \sigma_z$ are Pauli matrices acting on spin degrees of freedom while τ_x, τ_y, τ_z are Pauli matrices acting on Nambu (particle-hole) degrees of freedom.