

Scaling analysis of negative differential thermal resistance

Ho-Kei Chan^{1,*}, Dahai He^{2,†} and Bambi Hu³,

¹*Department of Physical and Theoretical Chemistry, School of Chemistry, University of Nottingham, Nottingham NG7 2RD, U. K.*

²*Department of Physics, Xiamen University, Xiamen 361005, China. and*

³*Department of Physics, University of Houston, Houston, Texas 77204-5005, U. S. A.*

(Dated: June 7, 2019)

Negative differential thermal resistance (NDTR) can be generated by a range of previously unexplored methods. In a model-independent scaling analysis, the general condition for the occurrence of NDTR in one-dimensional heat flow is found to be an inequality with three scaling exponents: $n_1 n_2 < -(1 + n_3)$. For cases with a temperature-dependent thermal conductivity ($n_2 \neq 0$), NDTR can *always* be generated with a suitable choice of n_1 such that this inequality is satisfied. The results explain the illusory absence of a NDTR regime in certain lattices and predict new ways of generating NDTR, where such predictions have been verified numerically. The analysis will provide insights for a designing of thermal devices and for an experimental manipulation of heat flow.

PACS numbers: 05.90.+m, 07.20.-n, 44.10.+i, 44.90.+c
Keywords:

I. INTRODUCTION

Negative differential thermal resistance (NDTR), the counterintuitive phenomenon of decreasing heat flux for increasing temperature difference, plays a pivotal role in the operation of various model thermal devices, such as the thermal transistor [1], the thermal-memory device [2], the heat-current limiter [3] and the constant heat-current source [3]. Being central to the relatively new concept of phonon computing [4, 5], NDTR is reminiscent of the phenomenon of negative differential electrical resistance in the operation of the tunnel diode [6] and of some other electrical devices [7], where there exists a regime of decreasing electrical current for increasing voltage. In light of the importance of NDTR in the designing of thermal devices, recent research [8–13] has focused on an understanding of how NDTR can be generated in various nonlinear lattices, namely the Frenkel-Kontorova model [8–10], the ϕ^4 model [10] and the Fermi-Pasta-Ulam model [11], where these models, with a rich variety in their nonlinear dynamics [14, 15], have been used as building blocks for the various devices mentioned above.

Recent studies [8, 10] suggest that the existence of an observable regime of NDTR is conditional upon the presence of a nonlinear onsite potential as well as a small system size, the latter being attributed to boundary effects, for example thermal boundary resistance [10]. For the various lattice models mentioned above, the conditions for the observation of NDTR have so far been studied only in terms of individual parameters of the system, for example in terms of the onsite potential, the system size, and the spring constant, often with the additional constraint that the temperature is kept invariant at ei-

ther end of the one-dimensional lattice. A fundamental understanding of the nature of NDTR, and a general method of manipulating the occurrence of NDTR, are both lacking. In this Letter, a general theoretical analysis of NDTR is presented, where it is shown that NDTR can be generated for *any* one-dimensional lattice with a temperature-dependent thermal conductivity and that the abovementioned additional constraint is *not* necessary for the generation of NDTR.

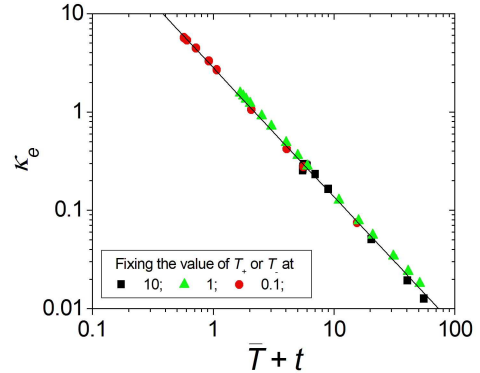


FIG. 1: Numerical data for a ϕ^4 chain of $N = 32$ particles: Log-log plot of the effective thermal conductivity κ_e against $\bar{T} + t$, where $\bar{T} \equiv (T_+ + T_-)/2$ is an average of the boundary temperatures and $t \approx 0.52$ is a fitted parameter. The data fit well to the power-law in Eq. (1), with a fitted slope of $-\gamma \approx -1.313 \pm 0.009$ for the log-log plot.

It has recently been shown that the condition for the observation of NDTR in the ϕ^4 model can be described in terms of a scaling exponent $\gamma > 0$ that depicts the temperature dependence of the system's thermal conductivity [10]: In this nonlinear lattice, the effective thermal conductivity κ_e approximately follows a scaling temper-

*Electronic address: epkeiyah@yahoo.com.hk

†Electronic address: dhe@xmu.edu.cn

ature dependence (Fig. 1):

$$\kappa_e(\bar{T}) \equiv \frac{jN}{\Delta T} \approx C(\bar{T} + t)^{-\gamma} \quad (1)$$

where N is the system size, j is the heat flux, $\bar{T} \equiv (T_+ + T_-)/2$ is an average of the boundary temperatures T_+ and T_- , and $\Delta T \equiv T_+ - T_- > 0$ is the temperature difference across the lattice chain. $C > 0$ and $t > 0$ are some constants. For the conventional cases of having the value of either T_+ or T_- fixed [8–13], NDTR corresponds to

$$\left[\frac{\partial j(T_{\pm}, \Delta T)}{\partial \Delta T} \right]_{T_{\pm}} = \mp \left[\frac{\partial j(T_{\pm}, T_{\mp})}{\partial T_{\mp}} \right]_{T_{\pm}} < 0 \quad (2)$$

which implies

$$\Delta T > \Delta T^* \equiv \frac{2(T_{\pm} + t)}{[\mp(\gamma - 1)]} \quad (3)$$

for

$$\mp(\gamma - 1) > 0. \quad (4)$$

For $\pm(\gamma - 1) > 0$, Eq. (2) yields a disallowed condition of ΔT being smaller than a negative value. For cases with the value of T_- being fixed, it simply follows from Eq. (4) that $\gamma > 1$ is the condition for the occurrence of NDTR. And for cases with the value of T_+ being fixed, the additional constraint $\Delta T^* < \Delta T_{max} = T_+$ implies $\gamma < 1 - 2[1 + (t/T_+)]$; that is, γ must be negative. It follows that, for the ϕ^4 model with $\gamma > 0$, cases of NDTR with the value of T_+ being fixed cannot occur, which is consistent with existing numerical findings [10].

Despite its specific applicability to the ϕ^4 model, the above theoretical analysis can readily be generalized to *any* one-dimensional heat flow. This can be achieved by removing any model-specific features, e.g. the specific scaling temperature dependence of the effective thermal conductivity κ_e as described in Eq. (1). Starting from the general form

$$\kappa_e = \kappa_e(\bar{T}, \Delta T) = \kappa_e(T_+, T_-), \quad (5)$$

which describes the general dependence of this effective thermal conductivity on two externally controlled parameters, one can write

$$j = j(\bar{T}, \Delta T) = \frac{\kappa_e(\bar{T}, \Delta T)\Delta T}{N} \quad (6)$$

and

$$\begin{aligned} dj(\bar{T}, \Delta T) &= \left[\frac{\partial j(\bar{T}, \Delta T)}{\partial \bar{T}} \right]_{\Delta T} d\bar{T} + \left[\frac{\partial j(\bar{T}, \Delta T)}{\partial \Delta T} \right]_{\bar{T}} d\Delta T \end{aligned} \quad (7)$$

Eq. (5) generally takes into account any possible non-linear response [10] (particularly at large values of ΔT)

where the thermal conductivity could be more than a temperature-dependent material property - it could depend not only on the system's average temperature but also on the applied temperature difference. This is analogous to the possible existence of a field-dependent electrical conductivity at large electric fields [16], for example in cases of space-charge-limited conduction [17] with a power-law relation between the current density j and the applied voltage V . Using Eq. (6), Eq. (7) can be rewritten as

$$\begin{aligned} dj(\bar{T}, \Delta T) &= \frac{\kappa_e(\bar{T}, \Delta T)}{N} \times \\ &\{[n_2(\bar{T}, \Delta T)\Delta T]d\ln \bar{T} + [1 + n_3(\bar{T}, \Delta T)]d\Delta T\} \end{aligned} \quad (8)$$

where the scaling exponents

$$n_2(\bar{T}, \Delta T) \equiv \left[\frac{\partial \ln [\kappa_e(\bar{T}, \Delta T)]}{\partial \ln \bar{T}} \right]_{\Delta T} \quad (9)$$

and

$$n_3(\bar{T}, \Delta T) \equiv \left[\frac{\partial \ln [\kappa_e(\bar{T}, \Delta T)]}{\partial \ln \Delta T} \right]_{\bar{T}} \quad (10)$$

are hereafter referred to as the conductivity exponents; They describe, respectively, the dependence of the effective thermal conductivity κ_e on \bar{T} and ΔT . On the other hand, the constraint of fixing the value of either T_+ or T_- belongs to a more general set of constraints, each of which can be described in terms of a particular curve

$$F(\bar{T}, \Delta T) = 0 \quad (11)$$

in the $(\bar{T}, \Delta T)$ parameter space. It follows that

$$\begin{aligned} dF(\bar{T}, \Delta T) &= 0 \\ &= \left[\frac{\partial F(\bar{T}, \Delta T)}{\partial \bar{T}} \right]_{\Delta T} d\bar{T} + \left[\frac{\partial F(\bar{T}, \Delta T)}{\partial \Delta T} \right]_{\bar{T}} d\Delta T \end{aligned} \quad (12)$$

for the function $F(\bar{T}, \Delta T)$, so that a corresponding scaling exponent

$$n_1(\bar{T}, \Delta T) \equiv - \frac{\left[\frac{\partial F(\bar{T}, \Delta T)}{\partial \ln \Delta T} \right]_{\bar{T}}}{\left[\frac{\partial F(\bar{T}, \Delta T)}{\partial \ln \bar{T}} \right]_{\Delta T}} = \left[\frac{d \ln \bar{T}}{d \ln \Delta T} \right]_{F(\bar{T}, \Delta T)=0} \quad (13)$$

can be defined with respect to the constraint. The conventional cases of having the value of either T_+ or T_- fixed correspond to particular linear relations between \bar{T} and ΔT in the parameter space:

$$dT_{\pm} = 0, \quad (14)$$

$$\bar{T} = T_{\pm} \mp \frac{\Delta T}{2} = \text{const} \mp \frac{\Delta T}{2} \quad (15)$$

and therefore

$$n_1(\bar{T}, \Delta T) = \mp \frac{\Delta T}{2\bar{T}} \in [0, \mp 1]. \quad (16)$$

In the more general theoretical framework described above, NDTR corresponds to

$$\left[\frac{\partial j(\bar{T}, \Delta T)}{\partial \Delta T} \right]_{F(\bar{T}, \Delta T)=0} < 0 \quad (17)$$

which implies

$$n_1(\bar{T}, \Delta T)n_2(\bar{T}, \Delta T) < -[1 + n_3(\bar{T}, \Delta T)] \quad (18)$$

according to Eq. (8). As long as $n_2(\bar{T}, \Delta T) \neq 0$, one can always ensure that this inequality is satisfied, by choosing a suitable value of $n_1(\bar{T}, \Delta T) \in (-\infty, +\infty)$ where this value represents a particular way of varying the temperature difference ΔT across the system to generate NDTR. This suggests that NDTR can be generated by a range of previously unexplored methods. For the ϕ^4 model as well as for other cases with a negligible dependence of κ_e on ΔT , Eq. (18) can be simplified to

$$n_1(\bar{T}, \Delta T)n_2(\bar{T}) < -1 \quad (19)$$

which can be depicted as a 'phase diagram' of $n_1(\bar{T}, \Delta T)$ and $n_2(\bar{T})$ (Fig. 2). In this 'phase diagram', regions of NDTR and PDTR (positive differential thermal resistance) are separated by the curves of $n_1(\bar{T}, \Delta T)n_2(\bar{T}) = -1$. In the following, the ϕ^4 model is used as an example to illustrate the presence of a greater variety of methods for generating NDTR in addition to the conventional approaches of fixing the value of either T_+ or T_- .

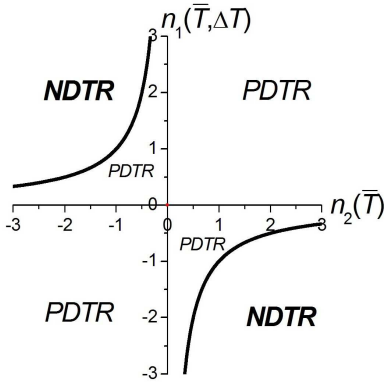


FIG. 2: A 'phase diagram' for Eq. (19) [i.e. $\kappa_e \approx \kappa_e(\bar{T})$, $n_3(\bar{T}, \Delta T) \approx 0$ and $n_2 \approx n_2(\bar{T})$], illustrating at what combinations of $n_1(\bar{T}, \Delta T)$ and $n_2(\bar{T})$ will NDTR occur.

The conventional approaches of fixing the value of either T_+ or T_- , as described by Eq. (15), can be regarded as particular cases of a more general constraint

$$\bar{T} = m_o + m_1 \Delta T \quad (20)$$

where $m_o \geq 0$, $m_1 \in (-\infty, +\infty)$ and

$$T_{\pm} = m_o + (m_1 \pm 1/2)\Delta T \quad (21)$$

This linear relation between \bar{T} and ΔT can be rearranged into the form of Eq. (11). The condition

$$\begin{aligned} \frac{\Delta T}{2\bar{T}} &= \frac{T_+ - T_-}{T_+ + T_-} \in [0, 1] \\ &= \frac{(1/2)}{m_1} \left[1 - \frac{1}{(m_1/m_o)\Delta T + 1} \right] \end{aligned} \quad (22)$$

implies

$$0 \leq \Delta T \leq \Delta T_{max} = \frac{m_o}{1/2 - m_1} \quad (23)$$

for $m_1 < 1/2$, and $\Delta T_{max} \rightarrow \infty$ for $m_1 \geq 1/2$. Using the relations

$$n_2(\bar{T}) = -\gamma/[1 + t/\bar{T}] \quad (24)$$

[from Eqs. (1) and (9)] and

$$n_1(\bar{T}, \Delta T) = m_1 \Delta T / \bar{T} \quad (25)$$

[from Eqs. (13) and (20)] as well as Eq. (20), it can be shown, for the ϕ^4 model, that the occurrence of NDTR is conditioned upon a simultaneous satisfaction of the following inequalities:

$$\Delta T > \Delta T^* \equiv \frac{m_o + t}{(\gamma - 1)m_1} \quad (26)$$

$$(\gamma - 1)m_1 > 0 \quad (27)$$

and

$$\Delta T^* < \Delta T_{max} \quad (28)$$

where the last inequality is needed only for cases of $m_1 < 1/2$. Combining Eq. (28) with Eq. (23), one obtains the following condition for the existence of a finite NDTR regime at $m_1 < 1/2$:

$$m_1 > \frac{1}{2} \left[\frac{1 + (t/m_o)}{\gamma + (t/m_o)} \right] \quad (29)$$

Fig. 3 indicates graphically the theoretical range of values of m_1 and m_o , within which there exists a NDTR regime for the abovementioned ϕ^4 lattice ($\gamma \approx 1.313 \pm 0.009$, $t \approx 0.52$ and $N = 32$). It can be seen that choosing $m_1 = 1/2$, i.e. fixing the value of T_- at m_o , is just one of infinite possible ways of generating NDTR in the ϕ^4 model. And choosing $m_1 = -1/2$, i.e. fixing the value of T_+ at m_o , will *not* lead to an occurrence of NDTR in this lattice.

The above predictions for the ϕ^4 model have been verified numerically, where the corresponding boundary temperatures for each combination of m_1 and m_o are given by Eq. (21). Fig. 4 shows a plot of the heat flux j

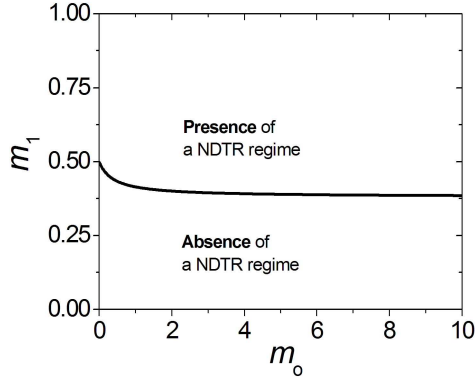


FIG. 3: 'Phase diagram' of m_1 and m_o for a ϕ^4 chain of $N = 32$ particles [$\gamma \approx 1.313 \pm 0.009$ and $t \approx 0.52$], indicating the theoretical range of values at which a NDTR regime exists.

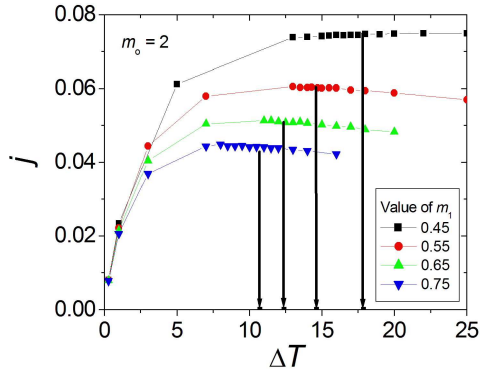


FIG. 4: Numerical results of heat flux j as a function of the temperature difference ΔT at $m_o = 2$ and various values of m_1 , for a ϕ^4 chain of $N = 32$ particles [$\gamma \approx 1.313 \pm 0.009$ and $t \approx 0.52$]. The vertical lines indicate the theoretical values of ΔT^* as predicted from Eq. (26).

against the temperature difference ΔT for $m_o = 2$ at various values of m_1 . The transition from PDTR to NDTR for increasing ΔT occurs at values of ΔT^* that are very close to the predictions of Eq. (26), where this equation suggests a $\Delta T^* \sim 1/m_1$ dependence for $m_1 > 0$. The small discrepancies between theory and simulation are due to uncertainties in the fitted values of γ and t . The numerical results prove that NDTR can be generated not only by the conventional approaches of fixing the value of either T_+ or T_- , but also by a range of previously unexplored methods [i.e. constraints that can be expressed in the form of Eq. (11)] for varying the temperature difference ΔT , where the linear relation in Eq. (20) represents only one of many different possibilities. For the purpose of generating NDTR, as long as the thermal conductivity varies with the system's average temperature, i.e. $n_2(\bar{T}, \Delta T) \neq 0$, one can always adjust the constraint $F(\bar{T}, \Delta T) = 0$ so as to produce a suitable value of $n_1(\bar{T}, \Delta T)$ that satisfies Eq. (18). As to future work, this theoretical analysis of NDTR will be useful when designing thermal devices based on components of one-dimensional heat flow [1–3]. It can also serve as a guide for manipulating heat flow in experimental systems, such as carbon nanotubes and boron-nitride nanotubes [18, 19]. On the other hand, although Eq. (18) has no direct electrical analogue (electrical conductivity does not depend on absolute values of the electric potential), \bar{T} generally represents a parameter which the conductivity depends on and which can be manipulated externally. A possible electrical equivalent of \bar{T} is the charge density, which in certain cases can be controlled via charge injection from the electrodes [16].

Stimulating discussions with members of the Centre for Nonlinear Studies, Hong Kong Baptist University, during the years 2007 - 2011, are grateful acknowledged.

-
- [1] L. Wang and B. Li, Phys. Rev. Lett. 99, 177208 (2007).
 - [2] L. Wang and B. Li, Phys. Rev. Lett. 101, 267203 (2008).
 - [3] J. Wu, L. Wang and B. Li, Phys. Rev. E 85, 061112 (2012).
 - [4] N. Li, J. Ren, L. Wang, G. Zhang, P. Hanggi and B. Li, Rev. Mod. Phys. 84, 1045 (2012).
 - [5] 'Phononics gets hot', physicsworld.com (29 Feb 2008).
 - [6] L. Esaki, Phys. Rev. 109, 603 (1958).
 - [7] J. Lin and D. Ma, J. Appl. Phys. 103, 124505 (2008).
 - [8] Z. G. Shao, L. Yang, H. K. Chan and B. Hu, Phys. Rev. E 79, 061119 (2009).
 - [9] B. Q. Ai and B. Hu, Phys. Rev. E 83, 011131 (2011).
 - [10] D. He, B. Q. Ai, H. K. Chan and B. Hu, Phys. Rev. E 81, 041131 (2010).
 - [11] W. R. Zhong, M. P. Zhang, B. Q. Ai and B. Hu, Phys. Rev. E 84, 031130 (2011).
 - [12] D. He, S. Buyukdagli and B. Hu, Phys. Rev. B 80, 104302 (2009).
 - [13] B. Q. Ai, W. R. Zhong and B. Hu, Phys. Rev. E 83, 052102 (2011).
 - [14] S. Lepri, R. Livi and A. Politi, Phys. Rep. 377, 1 (2003).
 - [15] O. M. Braun and Y. S. Kivshar, Phys. Rep. 306, 1 (1998).
 - [16] M. Pope and C. E. Swenberg, Electronic Processes in Organic Crystal and Polymer, Oxford University Press: Oxford (1998).
 - [17] A. Carbone, B. K. Kotowska and D. Kotowski, Phys. Rev. Lett. 95, 236601 (2005).
 - [18] C. W. Chang, D. Okawa, A. Majumdar and A. Zettl, Science 314, 1121 (2006).
 - [19] C. W. Chang, D. Okawa, H. Garcia, A. Majumdar and A. Zettl, Phys. Rev. Lett. 101, 075903 (2008).