

Eguchi-Kawai reduction with one flavor of adjoint Möbius fermion

William Cunningham*

*Department of Physics, Northeastern University, 360 Huntington Ave,
111 Dana Research Center, Boston MA 02115 USA*

Joel Giedt†

*Department of Physics, Applied Physics and Astronomy,
Rensselaer Polytechnic Institute, 110 8th Street, Troy NY 12065 USA*

(Dated: July 2, 2015)

Abstract

We study the single site lattice gauge theory of $SU(N)$ coupled to one Dirac flavor of fermion in the adjoint representation. We utilize Möbius fermions for this study, and accelerate the calculation with graphics processing units (GPUs). Our Monte Carlo simulations indicate that for sufficiently large inverse 't Hooft coupling $b = 1/g^2N$, and for $N \leq 10$ the distribution of traced Polyakov loops has “fingers” that extend from the origin, and a non-uniform distribution of eigenvalues of the untraced Polyakov loop. However, by extrapolating the distribution to $N \rightarrow \infty$, we find that the eigenvalue distribution becomes uniform. We thus conclude that in the thermodynamic limit there is no spontaneous breaking of the Z_N center symmetry.

PACS numbers: 03.70.+k, 11.15.-q, 11.15.Ha, 11.15.Tk

* wjcunningham7@gmail.com

† giedtj@rpi.edu

I. INTRODUCTION

Eguchi-Kawai reduction [1] is an attractive idea in which a gauge theory becomes space-time volume independent for a large number of colors N in a $U(N)$ or $SU(N)$ gauge theory. Originally this was shown by demonstrating that the Schwinger-Dyson equations (loop equations) for suitably defined Wilson loops are equivalent in two lattice Yang-Mills theories at large N : a model with an infinite number of sites in all four spacetime dimensions and a model with a single site. However, after the appearance of [1] it was rapidly shown that there is a phase transition at which the center symmetry ($U(1)^d$ for gauge group $U(N)$ or Z_N^d for $SU(N)$, where d is the number of spacetime dimensions) is spontaneously broken [2, 3], invalidating the reduction in the continuum limit. Various solutions to this problem have been suggested over the years, but the one that will occupy us here is the one that by adding fermions in the adjoint representation the center symmetry may remain unbroken for all values of the coupling [4].

If this is successful, some important things can be learned about quantum gauge field theories in large or infinite spacetime volume by studying a much simpler system. The large volume theory (e.g., K^d sites in d dimensions) and the small volume theory (e.g., one site in d dimensions) have a parent-daughter relationship under an orbifold by a discrete translation group \mathbf{Z}_K^d [4]. The basic observables in the parent theory are single trace operators which are averaged over all sites of the lattice, e.g.,

$$\mathcal{O}_{\text{parent}} = \sum_x \text{Tr} (U_\mu(x) U_\nu(x + a\hat{\mu}) U_\mu^\dagger(x + a\hat{\nu}) U_\nu^\dagger(x)) \quad (1.1)$$

whereas in the daughter theory one has simply

$$\mathcal{O}_{\text{daughter}} = \text{Tr} (U_\mu U_\nu U_\mu^\dagger U_\nu^\dagger) \quad (1.2)$$

as the corresponding operator. Connected “correlation functions” of this class of operators are equal to each other in the large N limit:

$$\lim_{N \rightarrow \infty} (K^d)^{M-1} \langle \mathcal{O}_1 \cdots \mathcal{O}_M \rangle_{\text{conn.}}^{N, KL} = \lim_{N \rightarrow \infty} \langle \mathcal{O}_1 \cdots \mathcal{O}_M \rangle_{\text{conn.}}^{N, L} \quad (1.3)$$

In the single site lattice case that we consider, $L = a$, the lattice spacing. For $M = 2$ these are susceptibilities in the large volume theory, and so we could learn about critical exponents by studying a single site lattice. However, correlations between operators on

different timeslices are not accessible due to the sum over Euclidean time t , and so the usual spectral studies could not be performed by this approach.

In this article we examine the proposal of “center stabilization” (i.e., the absence of center symmetry breaking) by adjoint representation fermion flavors nonperturbatively by Monte Carlo simulations, restricting ourselves to the case of a single flavor of Dirac fermion in the adjoint representation (two Majorana flavors). We will show that for finite N and sufficiently large inverse 't Hooft coupling $b = 1/g^2 N$ there is the emergence of “structure,” both in the traced Polyakov loops and in the eigenvalue distribution of the untraced Polyakov loops. If center symmetry was exact, the structure should disappear and in particular the eigenvalue distribution should be uniform. However, it is only possible to draw conclusions about spontaneous breaking of the Z_N center symmetry in the thermodynamic limit. In the case of the single-site theory, this corresponds to $N \rightarrow \infty$, since that is the only way to have the requisite infinite number of degrees of freedom. We therefore perform fits to our eigenvalue distribution and extrapolate to this limit. Remarkably, we find that for the massless theory (which is easily obtained from our choice of lattice fermions by setting the bare mass to zero), the eigenvalue distribution become uniform as $N \rightarrow \infty$ for all of the values of b that we are able to access. We therefore reach the conclusion that the center symmetry is indeed stabilized and the Eguchi-Kawai reduction should be successful in this theory. This is consistent with the continuum one-loop effective potential in the $N \rightarrow \infty$ limit, which indicates that the eigenvalues of the (untraced) Polyakov loop are uniformly distributed, and hence center symmetry is unbroken [4]. Also, the single site lattice study of [5], which used Wilson fermions, found that for a certain range of masses center symmetry was unbroken. They used a different discretization, which had the potential to have important effects on irrelevant operators which change the symmetry at a given choice of m, b, N . See the related discussion in [6]. It is therefore significant to obtain a similar result using a different lattice fermion. Furthermore, our analysis of the eigenvalues of the untraced Polyakov loop is a new ingredient, which we believe puts the fate of center symmetry on firmer, more quantitative ground. In [7] the distribution of

$$\tilde{P}_\mu = \frac{1}{2} \left(1 - \frac{1}{N^2} |\text{Tr } U_\mu|^2 \right) \quad (1.4)$$

was studied as an indicator whether or not center symmetry is broken. It was argued that it should be approximately 1/2 if the theory is symmetric, since the Polyakov loop $\text{Tr } U_\mu$

will be distributed close to zero. In Fig. 1 of [7] it can be seen that $P_\mu = 1/2$ to a very good approximation for the b and N values that they have studied in the one Dirac flavor theory. It is important to note that they use the Wilson kernel and a value of the Wilson mass (what we call m_5 below) that has much larger magnitude than the one in our study. So again, various discretizations are leading to a similar conclusion. The lack of symmetry breaking found in all of these studies is consistent with the findings of the lattice perturbation theory calculation of [8] for $b = 1$ (see Fig. 4 of that paper). By contrast, the analysis of Ref. [9], which is a sort of semi-classical approach that only keeps the eigenvalues of the link matrices and throws away the rest of the gauge field information, indicates that center symmetry is broken at large enough b . We will comment on this apparent contradiction in our Conclusions.

II. FORMULATION

The action consists of a gauge part and a fermion part: $S = S_g + S_f$, where we use the Wilson plaquette gauge action and a Möbius Dirac operator. The latter is five dimensional, like domain wall fermions, with the four ordinary spacetime dimensions reduced to a single site. For the purposes of the Monte Carlo simulation, we only need the fermion measure, and for this the manipulations of [10] are essential for reducing this to the determinant of a version of the four-dimensional overlap operator—one involving the Möbius kernel rather than the more conventional Wilson kernel. Explicitly, we compute the determinant of the overlap operator

$$D_{ov} = \frac{1+m}{2} + \frac{1-m}{2} \gamma_5 \epsilon_{L_s}(H_5) \quad (2.1)$$

where for Möbius fermions the polar approximation to the sign function is used,

$$\epsilon_{L_s}(H_5) = \frac{(1+H_5)^{L_s} - (1-H_5)^{L_s}}{(1+H_5)^{L_s} + (1-H_5)^{L_s}} \quad (2.2)$$

The Hermitian operator H_5 is γ_5 times the Möbius kernel,

$$H_5 = \gamma_5 \frac{(b_5 + c_5) D_W(m_5)}{2 + (b_5 - c_5) D_W(m_5)} \quad (2.3)$$

It involves a Möbius transformation of the Wilson kernel D_W , which in turn depends on the bare “mass” m_5 . This “mass” is also known as the “domain wall height” and it does not correspond to a physical mass, but is rather a parameter of the regulator. In (2.1) the

parameter m is the fermion mass in the sense that the partially conserved axial current mass will vanish as $m \rightarrow 0$, although of course it still requires a multiplicative renormalization in order to obtain a physical quantity. However, the important point is that we can easily obtain the massless theory by taking $m \rightarrow 0$, since there is no additive renormalization. In our studies we have taken

$$b_5 = 1.5, \quad c_5 = 0.5, \quad m_5 = -1.5 \quad (2.4)$$

based on findings in [10], and we have considered various values of L_s . For us increasing L_s does not increase our cost significantly (since we diagonalize H_5 using dense matrix algorithms), so we take it to be large enough to have a negligible residual mass. For $N = 8$ and $L_s = 64$, the residual mass is $m_{\text{res}} = \mathcal{O}(10^{-8})$, which is quite acceptable, so we use this value in all that follows.

III. SIMULATION

We begin by thermalizing the gauge fields over a period of 2,500 to 5,000 Monte Carlo iterations, and measurements are subsequently taken every 10 iterations, accumulating a total of 10,000 to 100,000 samples, where the number taken depends on what we found necessary for proper sampling of the N ground states, corresponding to the Z_N symmetry. Randomization and rethermalization is performed every 100 samples in order to overcome the free energy barriers between the N ground states. Various steps of numerical linear algebra are required: we compute the inverse in (2.3) and diagonalize this operator to compute the sign function in (2.2). After rotating back to the original basis, we form the operator (2.1) and compute its determinant by an LU decomposition. For all of these manipulations we accelerate the calculations with NVIDIA C2075 graphics processing units (GPUs), making use of the MAGMA library [11]. Our simulation proceeds along the lines of the method used in [5]. We update the gauge fields using the Metropolis algorithm, with $S_f = -\ln \det D_{\text{Möbius}}$ for the fermion effective action, and the Wilson plaquette gauge action. In doing this the new fields are chosen by $U_\mu \rightarrow V_\mu U_\mu$ with V_μ a random $SU(N)$ matrix. The random matrix is generated using standard $SU(2)$ subgroup methods of Cabibbo and Marinari [12], though we do not use the heatbath method that is described in that work. In order to keep acceptance rates to a reasonable level (50% to 80%), we find that V_μ must not be too far from a unit

matrix. We use a Gaussian distribution about the unit matrix, and adjust the variance as a function of b , since the acceptance rate is a sensitive function of this parameter. In fact, the variance of the Gaussian distribution is a rapidly decreasing function of b , so that this becomes our chief limitation in going to larger b . If the variance is too small, we have autocorrelation times that are absurdly long. Only one $SU(2)$ subgroup is used per update, though all four gauge matrices are updated each iteration. Autocorrelations are monitored by observing how well the Polyakov loops sample the full range of possible values, as well as trying different block sizes in our jackknife analysis of errors in the untraced Polyakov loop eigenvalue distribution. In particular, in the cases where the distribution of traced Polyakov loops shows long “fingers,” we check that all N vacua appear in the distribution, which requires an adequate tunneling between minima of the free energy. Unitarity of the gauge matrices is monitored, due to the possibility of accumulated roundoff error over our very lengthy runs. In practice we never found an instance of unitarity being violated beyond our tolerance of 1.0×10^{-10} .

IV. TRACED POLYAKOV LOOP DISTRIBUTION

In this section we explore the behavior of the traditional observable used for the examination of the fate of the Z_N center symmetry, as a function of N and b with $m = 0.0001$ which is essentially a massless fermion. What we use here is the traced Polyakov loop in each direction, which for a single site lattice is just $P_\mu = \text{Tr } U_\mu$. Traditionally, when the distribution of P_μ forms a lump centered at zero, the phase is interpreted as center symmetric. When the distribution forms N islands away from zero, the center symmetry is typically interpreted as broken. In fact we will never find distinct islands, but always find a nonzero density of states in the center of the diagram. Rather what we find is that in some cases there is only the central lump (Fig. 1), whereas in other cases the lump has “fingers” (Fig. 2). As will be discussed more at length in Section VI below, the nonzero density of states in this central region implies that there is a nonzero tunneling rate between the N different ground states. In this case, the center symmetry is not actually broken. As is also discussed in Section VI, we only really expect spontaneous symmetry breaking in the large N limit on the single site lattice, because the thermodynamic limit must be taken before infinite barriers can arise between ground states.

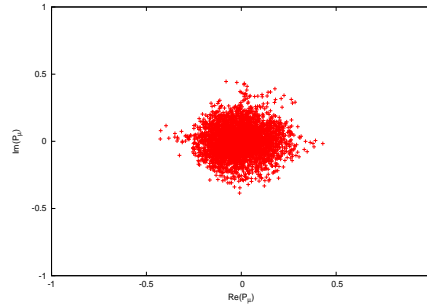


FIG. 1. Symmetric Polyakov loop for $N = 6$, $b = 0$, $m = 0.0001$.

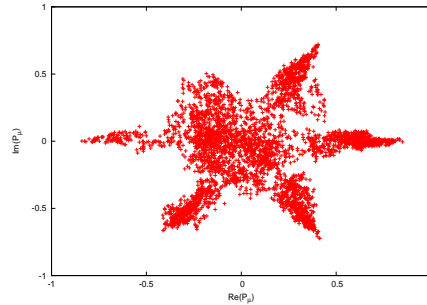


FIG. 2. Polyakov loop with “fingers” $N = 6$, $b = 0.3$, $m = 0.0001$.

We have studied $N = 3$ to 10 and have found the critical value of b above which fingers form on the distributions in each case. The results for $m = 0.0001$ are shown in Fig. 4 and it can be seen that b_c increases with N . The simulations become more difficult as b and N increase. In the case of $N = 10$, and only in this case, this gave rise to slightly ambiguous results for the largest value of b . For instance we found that $b = 0.3$, $N = 10$ was clearly fingered, whereas the case of $b = 0.4$, $N = 10$ can be classified as “sort-of fingered” because it suffered from significant autocorrelation and only appeared to explore two of the ten ground states, giving rise to two “fingers” far away from the origin.

It is interesting to observe what happens to the distribution of Polyakov loop values as b is increased. In Fig. 3 it can be seen that for $N = 3$ as b is increased the Polyakov loop distribution moves out into the fingers and away from the center. Thus it becomes less and less likely that a configuration will tunnel from one of the fingers into another. This is an

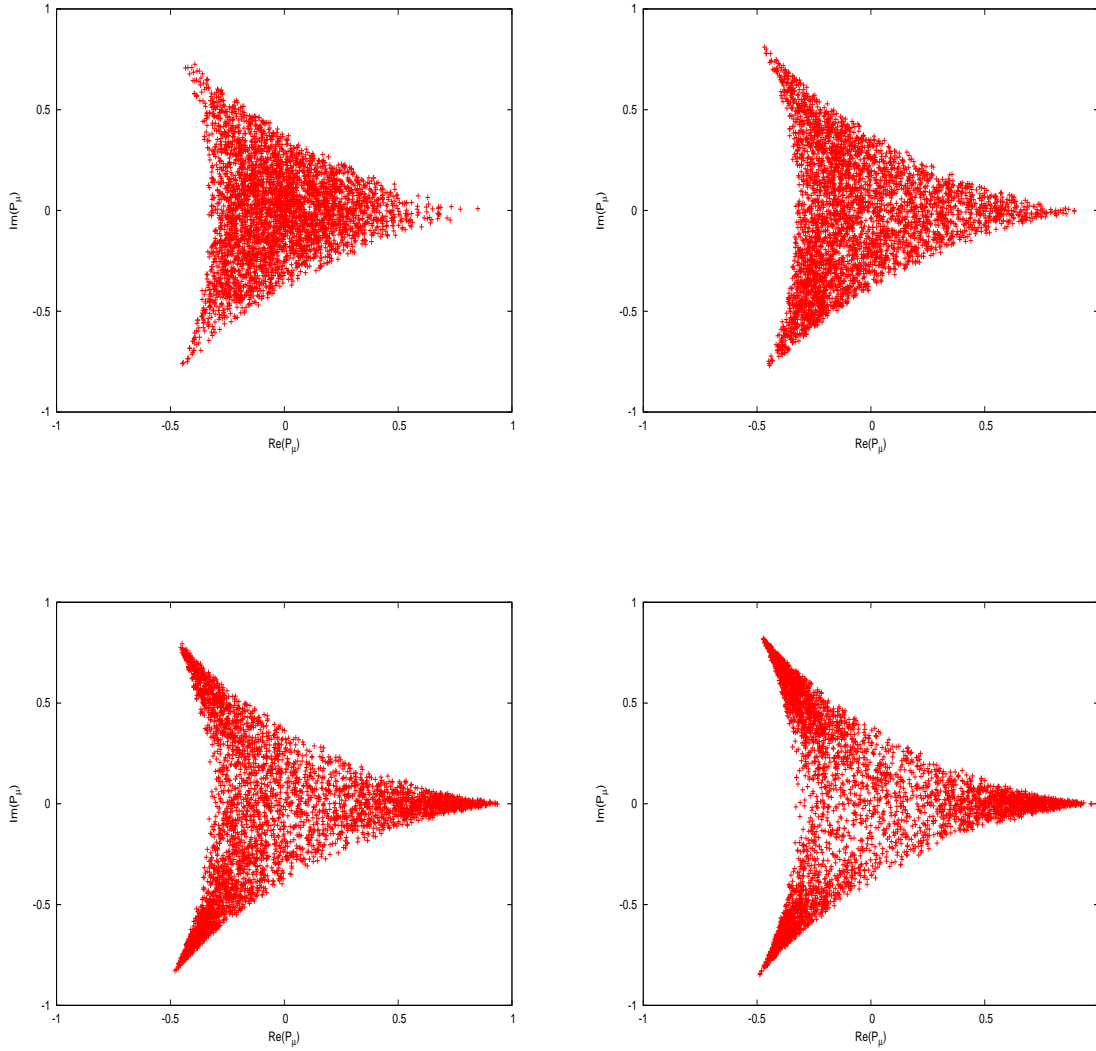


FIG. 3. $N = 3$ Polyakov loop distribution for increasing b values. In the upper left-hand panel is shown $b = 0.00$, in the upper right $b = 0.10$, in the lower left $b = 0.20$ and in the lower right $b = 0.30$. It can be seen that the values are tending to move further out into the three fingers, and away from the center, as b is increased.

indication that the eigenvalue distribution of the link variables is far from uniform in the large b limit.

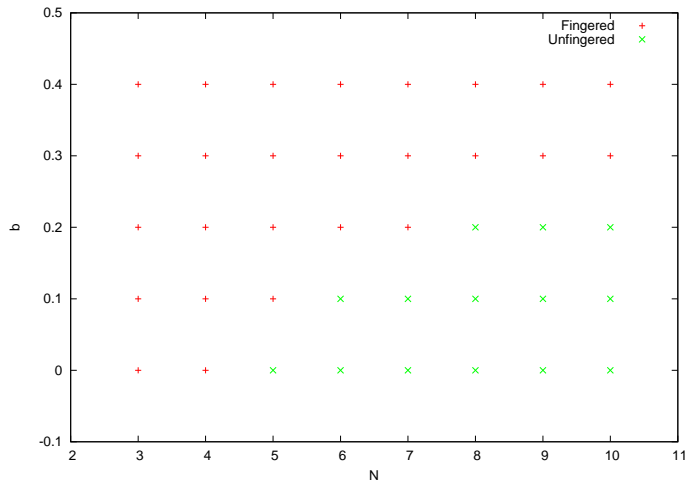


FIG. 4. The critical values b_c , where fingers clearly form, increases with the number of colors N . These results are for $m = 0.0001$, essentially a massless fermion.

V. EIGENVALUE ANALYSIS

If the eigenvalues of the untraced Polyakov loop operator have a uniform distribution in the $N \rightarrow \infty$ limit,¹ then the theory is certainly center symmetric. These eigenvalues lie on the unit circle in the complex plane, and are thus of the form $e^{i\theta}$. In our analysis, the eigenvalue distribution is fit to the following form:

$$F(\theta) = A + B \cos(N\theta) + C \cos(2N\theta) \quad (5.1)$$

In some cases we can set $C \equiv 0$ and still get a good fit; in others, the C term is necessary. When $C \equiv 0$, the ratio that we measure to test uniformity is

$$R = \left| \frac{B}{A} \right| \quad (5.2)$$

When $C \neq 0$, the ratio instead is taken to be

$$R = \sqrt{\left(\frac{B}{A}\right)^2 + \left(\frac{C}{A}\right)^2} \quad (5.3)$$

¹ Since we are studying $SU(N)$, the Haar measure is not uniform except at $N \rightarrow \infty$, but rather has N peaks. The Haar measure certainly corresponds to the center symmetric phase since it is the $b = 0$ quenched theory. Thus simply seeing structure in the distribution at finite N is not a proof of broken center symmetry.

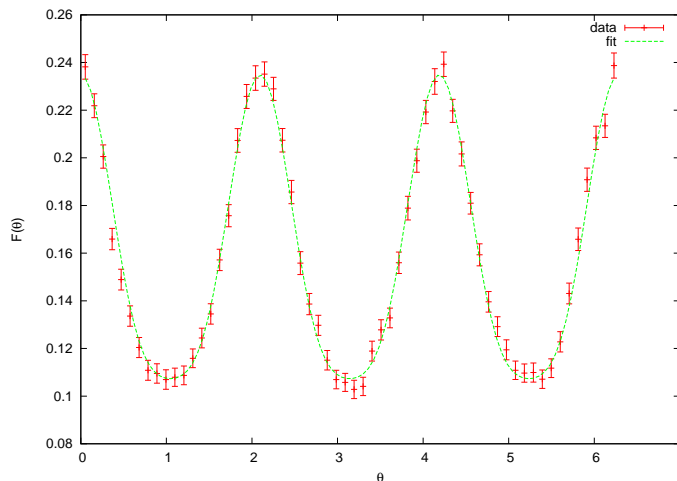


FIG. 5. Eigenvalue distribution for $N = 3$, $b = 0.1$, $m = 0.0001$, and three parameter fit (5.1). The $\chi^2/\text{d.o.f.}$ was 1.04. Errors were estimated with jackknife elimination of blocks of size 500.

Since we only expect the distribution to become uniform in the $N \rightarrow \infty$ limit, the important thing is how R depends on N . Thus we fit the ratio to

$$R(N) = c_0 + \frac{c_1}{N} + \frac{c_2}{N^2} + \dots \quad (5.4)$$

and find good agreement for each value of b ; of course the coefficients depend on b .

For $b = 0.10$, only $N = 3$ required the three parameter fit (5.1). For all other values of N we were able to set $C = 0$ and obtain a good fit. Examples are shown in Figs. 5 and 6. The subsequent fit to (5.4) is shown in Fig. 7, with fit parameters obtained as

$$c_0 = -0.006(38), \quad c_1 = 0.65(43), \quad c_2 = 1.8(1.0), \quad \chi^2/\text{d.o.f.} = 3.16 \quad (5.5)$$

The value of the constant term c_0 is consistent with zero, indicating that the eigenvalue distribution becomes uniform in the large N limit. Thus we find that the center symmetry is unbroken in the thermodynamic limit in the case of $b = 0.10$.

For $b = 0.20$, data for $N = 3, \dots, 7$ required all three parameters in (5.1), whereas for $N = 8, 9, 10$ we were able to set $C \equiv 0$, since the two parameter fit was acceptable and C was very small if it was included. The fit to (5.4) is shown in Fig. 8, and the fit parameters were

$$c_0 = 0.033(17), \quad c_1 = -0.60(19), \quad c_2 = 3.48(46), \quad \chi^2/\text{d.o.f.} = 1.08 \quad (5.6)$$

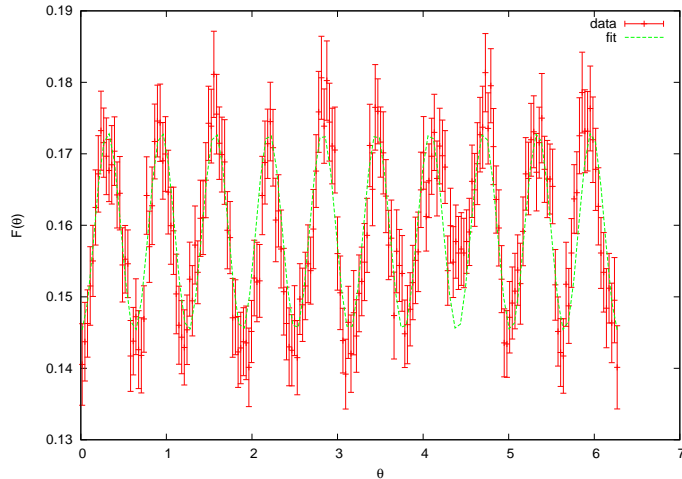


FIG. 6. Eigenvalue distribution for $N = 10$, $b = 0.1$, $m = 0.0001$, and three parameter fit (5.1) with $C \equiv 0$. The $\chi^2/\text{d.o.f.}$ was 0.96. Errors were estimated with jackknife elimination of blocks of size 500.

The value of the constant term, c_0 , is 1.9σ from zero, which we view as perhaps consistent with a uniform distribution in the large N limit, given the uncertainties in the measurement [e.g., a fairly simple-minded functional form has been assumed in (5.1).] Thus we conclude that for $b = 0.20$, the center symmetry is probably unbroken in the thermodynamic limit.

For $b = 0.30$, the fits to the eigenvalue distribution required three parameters: The ratio (5.3) was then fit to (5.4) with $c_1 \equiv 0$ since it was found that a $1/N$ term did not improve the fit. The result was

$$c_0 = -0.011(5), \quad c_2 = 2.88(14), \quad \chi^2/\text{d.o.f.} = 1.64 \quad (5.7)$$

shown in Fig. 9. Since a negative value in the $N \rightarrow \infty$ limit is actually excluded by the positive definite form of R , it is clear that the value of c_0 is merely a fitting error; the interpretation is that it is actually zero, since it is close to zero (2.2σ), consistent with a uniform distribution in the $N \rightarrow \infty$ limit. We therefore conclude that for $b = 0.30$, the center symmetry is most likely unbroken in the thermodynamic limit.

We were unable to obtain reliable results for the eigenvalue distribution for larger values of b because the acceptance rates in the simulation are tending to zero, forcing very small moves,

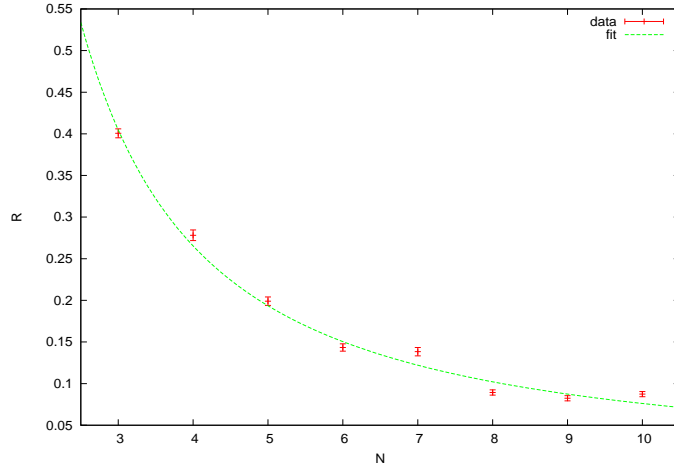


FIG. 7. The ratio versus N , and the fit, for $b = 0.10$.

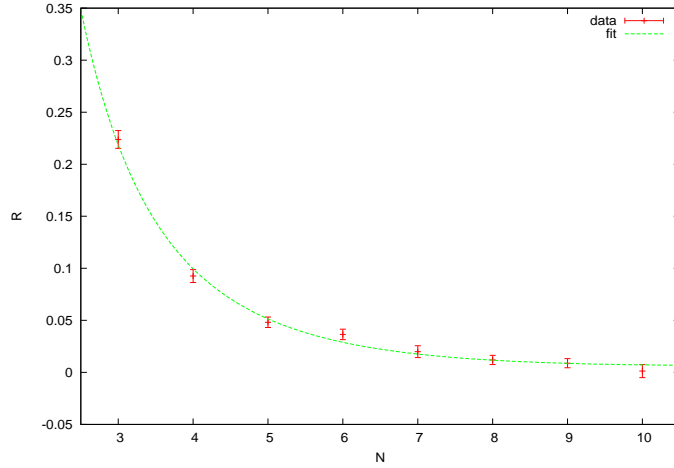


FIG. 8. The ratio versus N , and the fit, for $b = 0.20$.

which leads to enormous autocorrelation times and incomplete sampling. The eigenvalue distributions require many more statistically independent samples in order to get good fits than does the analysis of whether or not the traced Polyakov loop has fingers, which is why we were only able to go to $b = 0.3$ in the former case but were able to go to $b = 0.4$ in the latter case. All the values of b that we have been able to examine in this massless case seem

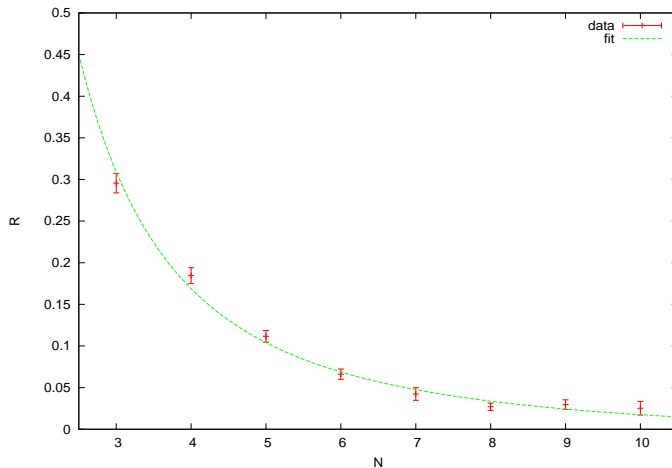


FIG. 9. The ratio versus N , and the fit, for $b = 0.30$.

to indicate a center symmetric phase in the large N limit. We thus conclude that there is no evidence of center symmetry breaking from the perspective of the eigenvalue distribution in the massless theory.

In order to provide some contrast, we next consider the case of nonzero mass. For $b = 0.05$ and $m = 0.1$, we find the two parameter fit to the distribution is successful, and that the ratio must be fit to

$$R(N) = c_0 + c_2 N^{-2} + c_3 N^{-3} \quad (5.8)$$

in order to get good agreement with the data. The result is

$$c_0 = 0.081(3), \quad c_2 = 8.8(3), \quad c_3 = -13.4(8), \quad \chi^2/\text{d.o.f.} = 1.69 \quad (5.9)$$

The constant term (corresponding to the $N \rightarrow \infty$ limit) is significantly nonzero when taking into account the error of the fit. A nonuniform distribution in the large N limit is clearly indicated.

We have also looked at larger b to see if this signal of a nonuniform distribution strengthens. For this purpose we studied $b = 0.10$. In that case our best fit occurs with

$$R(N) = c_0 + c_2 N^{-2} + c_4 N^{-4} \quad (5.10)$$

with

$$c_0 = 0.043(8), \quad c_2 = 4.0(5), \quad c_4 = -8(5), \quad \chi^2/\text{d.o.f.} = 4.9 \quad (5.11)$$

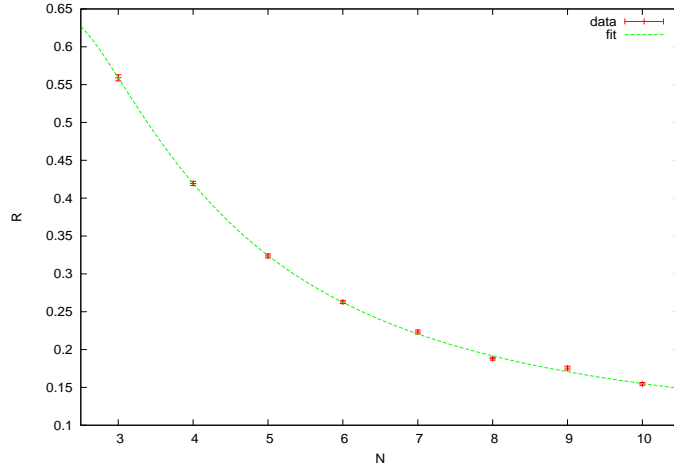


FIG. 10. The ratio versus N , and the fit, for $b = 0.05$ and $m = 0.1$.

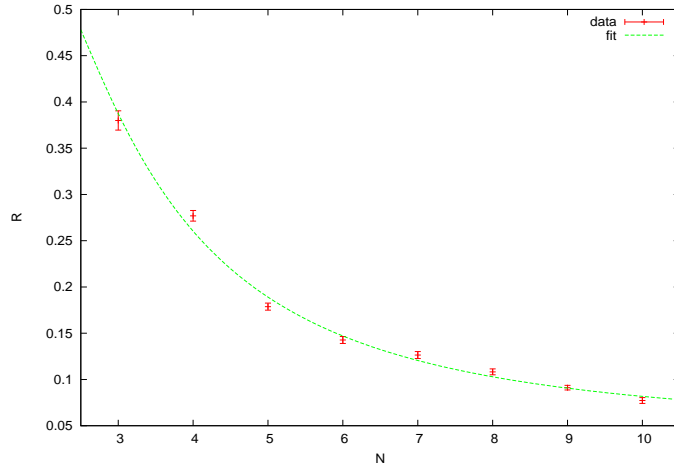


FIG. 11. The ratio versus N , and the fit, for $b = 0.05$ and $m = 0.1$.

While the $\chi^2/\text{d.o.f.}$ is not very good, we find the nonzero value of c_0 to be robust with respect to other choices of fit. The data seem to indicate that also for this value of b , there is a nonuniform distribution in the limit of infinite N , though the conclusion is not any stronger.

In summary, at zero mass we see no evidence for center symmetry breaking, and in fact the extrapolations to the large N limit indicate a uniform distribution of eigenvalues. By

contrast, for a relatively large mass the eigenvalue distribution is nonuniform in the large N limit. However, in the next section we will argue that the center symmetry is unbroken because the ratio is finite in this limit, indicating the absence of infinite barriers to tunneling between the N ground states. Apparently the mass of 0.1 is not large enough to reproduce the results of the quenched theory.

VI. SPONTANEOUS SYMMETRY BREAKING FOR THE SINGLE SITE LATTICE

There is a free energy of the (traced) Polyakov loop P , $F_N(P)$, for each value of N . Spontaneous symmetry breaking would mean that there is an infinite barrier between the N different minima of $F_N(P)$, because otherwise the finite tunneling probability would destroy any order. In fact, this is the reason why the thermodynamic limit must be taken in order to have true spontaneous symmetry breaking, because we need the infinite number of degrees of freedom in order to produce the discontinuities corresponding to infinite barriers. These barriers can only arise in the thermodynamic limit, which is $N \rightarrow \infty$ in the single site lattice theory. It follows that the vacua are infinitesimally close to each other in the relevant limit, so the infinite barrier between them is a subtle issue. It is like the complete symmetry breaking of a continuous group, such as $U(1)$. In that case the distribution must become nonuniform in the thermodynamic limit, for any finite external source \mathbf{h} that picks out a particular vacuum. Thus the $\mathbf{h} \rightarrow 0$ limit is that value of the $U(1)$ phase corresponding to the direction of \mathbf{h} . The point is that on the single site lattice there is a free energy density, $f_N(P) = F_N(P)/N^2$, which is a reasonable function, but

$$\exp(-F_N(P)) = \exp(-N^2 f_N(P)) \tag{6.1}$$

gets vanishing weight at all but the minima of $f_N(P)$ in the large N limit. Any external perturbation will then freeze it into one of those minima, and the barrier for tunneling is infinite in height, $\sim N^2$, whereas the width of the barrier is $\sim 1/N$, giving a tunneling rate that goes like $\exp(-bN)$, for some constant b .

As stated above, tunneling between the N vacua will destroy order, because there will be an averaging over the N values of P for which there is a minimum of the free energy. The

absence of tunneling is precisely due to the thermodynamic limit. Explicitly

$$\lim_{N \rightarrow \infty} \frac{\exp(-N^2 f_N^{\max})}{\exp(-N^2 f_N^{\min})} = 0 \quad (6.2)$$

provided the peaks of the free energy density at f_N^{\max} and the troughs of the free energy density at f_N^{\min} remain different. I.e., provided the free energy density is not a constant function (uniform distribution) in the $N \rightarrow \infty$ limit. In particular, if

$$f_N^{\max} - f_N^{\min} \sim 1/N \quad (6.3)$$

then the tunneling rate is $\mathcal{O}(1)$ and will not vanish in the thermodynamic limit.

This discussion makes it clear that the physics of spontaneous symmetry breaking in the single site lattice theory must be understood in the large N limit. It is for this reason that we have studied a method that allows for an $N \rightarrow \infty$ extrapolation in the previous section. What we would be looking for is a set of N delta function distributions. On the other hand, a vanishing ratio (5.2) or (5.3) would be a clear indication of a uniform distribution, and hence no spontaneous symmetry breaking. However, from our understanding of spontaneous symmetry breaking as arising from infinite barriers, we see that even a finite ratio (such as was found in the $m = 0.1$ case) does not indicate a broken symmetry phase, since there is still a finite density of states in the tunneling region that lies between the vacua. Indeed, the ratio should become infinite if the symmetry is spontaneously broken in the $N \rightarrow \infty$ limit. I.e., the constant part of (5.1) must vanish. We have seen no evidence for this behavior in any of our results. Thus even the fact that there is structure in the distribution is not an indication of a broken phase. Another way of saying it is that the free energy is not uniform, but the free energy density is uniform in the large N limit. This can occur, with finite free energy difference $F_N^{\max} - F_N^{\min}$, provided the free energy density has a difference that scales as

$$f_N^{\max} - f_N^{\min} \sim 1/N^2 \quad (6.4)$$

We therefore see that the fingered traced Polyakov loop distributions are not a clear indicator of a broken phase, since they still have a nonzero density of states in the central tunneling region. Thus we arrive at the conclusion that we find no evidence for center symmetry breaking for any of the b and m values that we are able to study. Again, we emphasize that we have extracted this information in the large N limit, which is the only regime where true spontaneous symmetry breaking could arise.

VII. CONCLUSIONS

We have found that on the single site lattice with Ginsparg-Wilson-type fermions (in our case Möbius), center symmetry is unbroken in the large N limit. This agrees with the fact that in the continuum large N limit the one loop effective potential for the eigenvalues of the (untraced) Polyakov loop shows that they repel and are uniformly distributed for any $N_f \neq 0$ [4]. A different result has been obtained recently using an approach which truncates the link matrices to diagonal matrices only consisting of their eigenvalues, finding that in the large N limit, $N_f = 1$ has spontaneously broken center symmetry [9]. It may be that this truncation somehow misses important physics. Our nonperturbative lattice results agree with Ref. [7] which found that to a good approximation (1.4) was $1/2$, corresponding to Polyakov loops near zero on most configurations, and hence unbroken center symmetry. Similarly, the older study [5] which used Wilson fermions found unbroken center symmetry for a wide range of fermion masses. We believe that our present study goes beyond these results by fitting the eigenvalue distribution to a function of N so that the large N limit can be taken. Since true spontaneous symmetry breaking can only be obtained in this limit, we would argue that it is important to develop a quantitative method that is amenable to such an extrapolation. We have also presented an argument that simply having a nonuniform distribution does not necessarily imply spontaneous symmetry breaking, since one must consider the possibility of tunneling between the N ground states in the large N limit.

Our simulation results also agree with the nonperturbative findings of [8, 13], where the theory of a single Majorana fermion (“half a Dirac flavor”) in the adjoint representation was studied on a single site lattice. For $N = 11$ and $b = 7$ they found in [8] that the quantity (1.4) was approximately $1/2$ for the right range of the Wilson kernel mass (what we are calling m_5). In [13] they found that for $N = 11, 15$ and 18 the quantity (1.4) was approximately $1/2$ for $b = 5$, provided the fermion mass m in lattice units satisfied $m < 0.1$.

One direction for further research is to increase the values of b that we are able to probe. This would require abandoning the Metropolis algorithm in favor of something like the rational hybrid Monte Carlo algorithm.

ACKNOWLEDGEMENTS

The authors were supported in part by the Department of Energy, Office of Science, Office of High Energy Physics. Both authors received support from Grant No. DE-FG02-08ER41575 and JG was supported in part by Grant No. DE-SC0013496. We thank R. Narayanan for helpful comments.

-
- [1] T. Eguchi and H. Kawai, *Phys.Rev.Lett.* **48**, 1063 (1982).
 - [2] G. Bhanot, U. M. Heller, and H. Neuberger, *Phys.Lett.* **B113**, 47 (1982).
 - [3] V. Kazakov and A. A. Migdal, *Phys.Lett.* **B116**, 423 (1982).
 - [4] P. Kovtun, M. Unsal, and L. G. Yaffe, *JHEP* **0706**, 019 (2007), arXiv:hep-th/0702021 [HEP-TH].
 - [5] B. Bringoltz and S. R. Sharpe, *Phys.Rev.* **D80**, 065031 (2009), arXiv:0906.3538 [hep-lat].
 - [6] B. Bringoltz, *JHEP* **0906**, 091 (2009), arXiv:0905.2406 [hep-lat].
 - [7] A. Hietanen and R. Narayanan, *Phys.Rev.* **D86**, 085002 (2012), arXiv:1204.0331 [hep-lat].
 - [8] A. Hietanen and R. Narayanan, *JHEP* **1001**, 079 (2010), arXiv:0911.2449 [hep-lat].
 - [9] R. Lohmayer and R. Narayanan, *Phys.Rev.* **D87**, 125024 (2013), arXiv:1305.1279 [hep-lat].
 - [10] R. C. Brower, H. Neff, and K. Orginos, (2012), arXiv:1206.5214 [hep-lat].
 - [11] “MAGMA: Matrix algebra on GPU and multicore architectures,”
<http://icl.cs.utk.edu/magma/index.html>.
 - [12] N. Cabibbo and E. Marinari, *Phys.Lett.* **B119**, 387 (1982).
 - [13] A. Hietanen and R. Narayanan, *Phys.Lett.* **B698**, 171 (2011), arXiv:1011.2150 [hep-lat].