

ON THE GENERATION OF BIPARTITE GRIDS WITH CONTROLLED REGULARITY FOR 2-D AND 3-D SIMPLY CONNECTED DOMAINS

Fernando A Morales & Mauricio A Osorio

We present a procedure to generate bipartite grids for simply connected domains in 2-D and 3-D of prescribed size and controlled regularity elements. The mesh elements K of the triangulation satisfy $\zeta_K \leq C$ where ζ_K is the regularity and C is a constant depending on the shape parameters of the initial mesh. Bipartite grids permit a well-posed mixed-mixed variational formulation of problems such as the porous media flow equation and other linear physical phenomena as well as Galerkin-type discontinuous relaxations.

1. INTRODUCTION

The generation of quality shaped grids for geometric domains is a vast and active research field of mathematics. Defining a grid is one of the key steps in solving partial differential equations with finite element methods. However, the approximation estimates depend not only on the size of the mesh but also on the quality shape of its elements; in addition, other types of numerical difficulties can be introduced in the method due to the quality shape of the elements. It is rather frequent to use triangular and rectangular elements for 2-D domains as well as tetrahedral and hexahedral elements for 3-D domains; the choice is done according to the structure of the modeled problem. Some other questions in the field are the automatic generation of grids [8], the generation of polynomial patches for the approximation of two dimensional manifolds, see [16], the generation of structured and/or unstructured grids, the numerical costs and efficiency for grid generation in comparison with the cost of the numerical solutions of the physical problem posed on the grid, the Delaunay tessellation approach for grid generation, used for example for the meshless finite element methods, etc. see [9, 7]. On the other hand, the meshfree methods present a totally different approach and try to circumvent the intrinsic difficulties of mesh generation, see [4], although other difficulties always arise, see [7]. However, none of these achievements is aimed to fulfill the needs of a particular variational formulation.

In this work, we address the problem of generating bipartite grids and its main motivation is to permit the mixed-mixed variational formulation (presented in [14]) of the partial differential equation. The mixed-mixed formulation is remarkable when modeling problems with interface due to the degrees of freedom introduced in the underlying spaces of functions. Unlike any other formulation for interface

2010 Mathematics Subject Classification. 65N50, 05C15.
Mesh Generation, Shape Measure, Numerical Applications.

problems, there are no linear coupling constraints between function spaces. This feature makes it very attractive for setting discontinuous Galerkin schemes and analyzing problems with micro structure of fractal type. Although the formulation has been developed only for the problem of saturated flow in porous media, it can be easily extended to problems of linear elasticity, heat diffusion, etc. In the problem presented in [14] the domain of analysis Ω is subdivided in two, namely Ω^1 and Ω^2 the first uses the pairing $[\mathbf{H}_{\text{div}}, L^2]$ and the second uses the pair $[\mathbf{L}^2, H^1]$ for the velocity and pressure respectively. However in that particular case it is clear how to subdivide the domain and set the pairs of modeling spaces of functions. If the formulation is to be used with another subdivision of the domain, namely the one provided by a mesh on Ω , we need to assure that each element with pairing $[\mathbf{H}_{\text{div}}, L^2]$ shares boundary of non-negligible measure, only with elements whose pairing is of the type $[\mathbf{L}^2, H^1]$. Therefore, the graph of the mesh has to be bipartite, where two elements of the grid are connected if they have a common interface of non-negligible measure.

Due to the limitations of the technique we restrict our attention to simply connected domains in \mathbb{R}^2 and \mathbb{R}^3 . For simplicity it will be also assumed that the domains are polygonal or polyhedral. This is not conceptually far from a more realistic case since it is straightforward to generate a mesh of curved triangles or tetrahedra for a simply connected domain using the gridding of a polygon or polyhedron inscribed in the original domain. Under the hypothesis above the necessary and sufficient condition for triangular and tetrahedral grids to be bipartite will be presented. Additionally, a method for generating grids of arbitrary small size, with elements of bounded regularity will also be introduced. Both, the characterization of bipartite grids and the method to generate them fine and regular, are quite simple and easy to implement. However, it will be clear that the generation method is not optimal; our main goal is to provide the theoretical setting to assure the well-posed mixed-mixed formulation of the problem as well as the convergence of approximate solutions.

Next, we introduce the notation. In the following Ω denotes an open simply connected polygonal or polyhedral bounded region of \mathbb{R}^2 or \mathbb{R}^3 respectively. Vectors in \mathbb{R}^2 or \mathbb{R}^3 are denoted with bold letters. We write $\#A$ for the cardinal of the set A and $|A|$ for the length of a segment; $|A|_i$ with $i = 2, 3$ stands for the area and volume of the set, depending on the context. Triangles and tetrahedra will typically be denoted with the letters K, L, M and Δ and since the notation is consistent they shall be seen as elements of the grid or as vertices of its associated graph depending on the context. We write \mathcal{T} for triangulations or tetrahedral grids of the domain and the characters $\mathcal{B}, \mathcal{Q}, \mathcal{S}$ for refinement processes of the mesh. In the reminder of this section we indicate the minimum background necessary from graph theory [6].

1.1. Preliminaries from Graph Theory.

Definition 1.1. *Let $G = (V, E)$ be a graph*

(i) A **walk** in G from vertex v_0 to vertex v_j is an alternating sequence

$$W \stackrel{\text{def}}{=} \langle v_0, e_1, v_1, e_2, \dots, v_{n-1}, e_n, v_n \rangle$$

of vertices and arcs such that the endpoints of the edge e_i are v_{i-1} and v_i for all $i = 1, 2, \dots, n$.

(ii) A **path** is a walk with no repeated arcs and no repeated vertices.

(iii) A walk or path is **trivial** if it has only one vertex and no arcs.

(iv) A **cycle** is a non-trivial closed path i.e. it starts and ends on the same vertex.

(v) The **length** of a walk, path or cycle is the number of arc-steps in the sequence. We denote it by $\#\langle v_0, e_1, v_1, e_2, \dots, v_{n-1}, e_n, v_n \rangle$.

Definition 1.2. A **cycle graph** $C = (V_C, E_C)$ is a single vertex with a self-loop or a **simple graph** with $\#V_C = \#E_C$ that can be drawn so that all its vertices and edges lie on a single circle. A j -vertex cycle graph is denoted C_j .

Definition 1.3. A **bipartite graph** is a graph whose vertex set V can be partitioned in two subsets U, W such that each edge of G has one endpoint in U and one endpoint in W . The pair U, W is called a (vertex) bipartition of G and U and W are called the bipartition subsets.

Next we recall a well-known characterization result for bipartite graphs [6]

Theorem 1.4. A graph G is bipartite if and only if it has no cycles of odd length.

Remark 1.1. Throughout the present work, we will call vertices the elements of the studied graph as well as the geometric vertices of the triangles or tetrahedra. This must be understood depending on the context.

2. THE TWO DIMENSIONAL CASE

We start this section defining the graph associated to the triangulation of a given polygonal domain in \mathbb{R}^2 .

Definition 2.1. Let $\mathcal{O} \subseteq \mathbb{R}^2$ be an open bounded polygonal domain and $\{K : K \in \mathcal{T}\}$ be a triangulation of \mathcal{O} . We denote \mathcal{P} the set of vertices of the triangulation.

(i) The associated graph $\mathcal{G}_{\mathcal{T}}(\mathcal{T}, \mathcal{E}_{\mathcal{T}})$ is defined in the following way. The set of vertices \mathcal{T} is defined by the set of triangles and there is an arc in $\mathcal{E}_{\mathcal{T}}$ between two elements $K, L \in \mathcal{T}$ if $|\partial K \cap \partial L| > 0$ i.e. if they share a common side.

(ii) An element of the triangulation $\{K : K \in \mathcal{T}\}$ is said to be isolated if it shares no common side with any other triangle. Equivalently if its degree as vertex of $\mathcal{G}_{\mathcal{T}}$ is zero. We denote \mathcal{T}_{ict} the connected or no isolated, elements of the triangulation.

(iii) We say a triangle is **INTERIOR** if $|\partial K \cap \partial \mathcal{O}| = 0$ and denote \mathcal{T}_{int} the set of interior triangles. We say a triangle $K \in \mathcal{T}$ is **EXTERIOR** if $|\partial K \cap \partial \mathcal{O}| > 0$ and denote \mathcal{T}_{ext} the set of exterior triangles.

(iv) We say a vertex $\xi \in \mathcal{P}$ is **EXTERIOR** if it lies on the boundary of the domain

$\partial\mathcal{O}$ and denote the set of exterior vertices by \mathcal{P}_{ext} . We say a vertex $\xi \in \mathcal{P}$ of a triangle is *INTERIOR* if it belongs to the interior of the domain and denote the set of interior vertices by \mathcal{P}_{int} .

Remark 2.1. Notice that if a polygonal domain Ω is simply connected its graph $\mathcal{G}_{\mathcal{T}}$ has to be connected i.e. $\mathcal{T} = \mathcal{T}_{\text{nct}}$.

Definition 2.2. Let $\mathcal{O} \subseteq \mathbb{R}^2$ be an open bounded polygonal domain and $\{K : K \in \mathcal{T}\}$ be a triangulation of \mathcal{O} . We say a triangulation $\{K : K \in \mathcal{T}\}$ is *BIPARTITE* if it can be colored with only two colors. Equivalently if its associated graph $\mathcal{G}_{\mathcal{T}}(\mathcal{T}, \mathcal{E}_{\mathcal{T}})$ is bipartite.

Definition 2.3. Let $\mathcal{O} \subseteq \mathbb{R}^2$ be an open bounded polygonal domain and $\{K : K \in \mathcal{T}\}$ be a triangulation of \mathcal{O} .

(i) For each $K \in \mathcal{T}$ we denote \mathbf{b}_K its barycenter or center of gravity.

(ii) Given a cycle $C = \langle K_1, K_2, \dots, K_j, K_1 \rangle$ in the graph $\mathcal{G}_{\mathcal{T}}$ we denote γ_C the rectifiable path generated by the sequence of segments $[\mathbf{b}_{K_1}, \mathbf{b}_{K_2}], \dots, [\mathbf{b}_{K_{j-1}}, \mathbf{b}_{K_j}], [\mathbf{b}_{K_j}, \mathbf{b}_{K_1}]$ i.e. γ_C is contained in \mathcal{O} .

(iii) Given a rectifiable path γ and a point \mathbf{b} in $\mathbb{R}^2 - \{\gamma\}$ we denote $n(\gamma, \mathbf{b})$ the winding number [3].

Remark 2.2. Let C be the a cycle in the associated graph $\mathcal{G}_{\mathcal{T}}$ of a triangulation \mathcal{T} notice the following

(i) The path γ_C divides the plane in only two connected components. The application $\mathbf{b} \mapsto n(\gamma_C, \mathbf{b})$ defined on $\mathbb{R}^2 - \{\gamma_C\}$ takes only three values: 0 on the unbounded connected component and, on the bounded component, 1 if γ_C is counterclockwise oriented or -1 if it is clockwise oriented.

(ii) Let K be an element of the triangulation and $\{\xi_i : 1 \leq i \leq 3\}$ its three vertices. Due to the definition of the path γ_C we know $\{\xi_i : 1 \leq i \leq 3\} \cap \{\gamma_C\} = \emptyset$, hence, the winding number $n(\gamma_C, \xi)$ is well-defined for all $\xi \in \mathcal{P}$.

2.1. The Characterization. First we focus on a very particular type of triangulation.

Definition 2.4. We say a triangulation $\{K : K \in \mathcal{T}\}$ of a polygonal domain \mathcal{O} is *RADIAL* if all its elements are connected and it has only one interior vertex denoted ξ_p such that $\{K \in \mathcal{T} : \xi_p \in \partial K\} = \mathcal{T}$. In the following we will refer to this interior vertex as *POLE*.

Proposition 2.5. Let $\{K : K \in \mathcal{T}\}$ be a radial triangulation of the domain Ω then

(i) The degree of each vertex K in the graph of the triangulation $\mathcal{G}_{\mathcal{T}}$ is 2.

(ii) A radial triangulation has at least three elements.

(iii) If $\#\mathcal{T} = j$ then $\mathcal{G}_{\mathcal{T}} = C_j$ i.e. it is a cycle graph of j vertices.

(iv) The triangulation is bipartite if and only if the number of triangles is even.

Proof. (i) Let ξ_p be the pole of the triangulation and K an element of the triangulation, since $\xi_p \in \partial K$ this implies the other two vertices of K must be exterior, thus $\deg(K) < 3$. Since $\mathcal{G}_{\mathcal{T}}$ is connected we know $\deg(K) \geq 1$. However if $\deg(K) = 1$ this would imply that only one side of the triangle is in the interior of Ω and the three vertices of K would be exterior which can not be since \mathcal{T} is radial. Thus, $\deg(K) = 2$ and the proof of the first part.

(ii) If a triangulation has less than three elements all the vertices are exterior, therefore it can not be radial.

(iii) Since $\deg(K) = 2$ for all $K \in \mathcal{T}$ then $\#\mathcal{T} = \#\mathcal{E}_{\mathcal{T}}$. On the other hand, by construction $\mathcal{G}_{\mathcal{T}}$ is simple, therefore it must be the cycle graph C_j .

(iv) Since $\mathcal{G}_{\mathcal{T}}$ is a cycle graph it contains a unique cycle of length $\#\mathcal{T}$ then due to theorem 1.4 it is bipartite if and only if $\#\mathcal{T}$ is even. \square

Definition 2.6. Let \mathcal{O} be an open bounded polygonal domain, $\{K : K \in \mathcal{T}\}$ a triangulation of \mathcal{O} and ξ an interior vertex of the triangulation. We define its associated radial subgraph C_{ξ} defined by the triangles $V_{\xi} \stackrel{\text{def}}{=} \{K \in \mathcal{T} : \xi \in \partial K\}$ and the set of edges \mathcal{E}_{ξ} which connect two elements of V_{ξ} . Clearly C_{ξ} is radial and due to proposition 2.5 we know $C_{\xi} = C_j$ where $j \stackrel{\text{def}}{=} \#V_{\xi} = \#\{K \in \mathcal{T} : \xi \in \partial K\}$.

Lemma 2.7. Let $\{K : K \in \mathcal{T}\}$ be a triangulation of Ω then, for any cycle C in the graph $\mathcal{G}_{\mathcal{T}}$ and for each $K \in C$ there exists at least one vertex $\xi \in \mathcal{P}_{\text{int}} \cap \partial K$ such that the winding number $n(\gamma_C, \xi)$ is not zero.

Proof. Since C is a cycle the path γ_C divides the plane in two components. Let K be an element of the cycle, since K is a triangle at least one of its vertices lies within the bounded component of the plane, namely ξ . Then $n(\gamma_C, \xi) \neq 0$ and ξ can not be an exterior vertex because Ω is simply connected and $n(\gamma_C, \mathbf{b}) = 0$ for all $\mathbf{b} \in \mathbb{R}^2 - \Omega$, see [3]. \square

Theorem 2.8. Let $\{K : K \in \mathcal{T}\}$ be a triangulation of Ω such that it has only one interior vertex, namely $\mathcal{P}_{\text{int}} = \{\xi_p\}$. Then the triangulation is bipartite if and only if $\#\{K \in \mathcal{T} : \xi_p \in \partial K\}$ is even.

Proof. First notice that the triangulation has at least three elements and, as discussed in remark 2.1 its graph $\mathcal{G}_{\mathcal{T}}$ is connected. If $\{K \in \mathcal{T} : \xi_p \in \partial K\} = \mathcal{T}$ there is nothing to prove due to proposition 2.5.

If $\mathcal{T} - \{K \in \mathcal{T} : \xi_p \in \partial K\} \neq \emptyset$ consider the radial subgraph C_{ξ_p} given by definition 2.6, thus $C_{\xi_p} = C_j$ where $j \stackrel{\text{def}}{=} \#\{K \in \mathcal{T} : \xi_p \in \partial K\}$. Now let L be in $\mathcal{T} - \{K \in \mathcal{T} : \xi_p \in \partial K\}$ then, it must hold that its three vertices are exterior and due to lemma 2.7 L can not belong to any cycle. Therefore, any cycle C in the graph $\mathcal{G}_{\mathcal{T}}$ must lie in the subgraph C_{ξ_p} , however the subgraph $C_{\xi_p} = C_j$ is cyclic and its unique cycle is itself. Thus, the graph $\mathcal{G}_{\mathcal{T}}$ contains a unique cycle and due to theorem 1.4 it is bipartite if and only if $j = \#\{K \in \mathcal{T} : \xi_p \in \partial K\}$ is even. \square

Finally, we characterize the bipartite grids in the following result.

Theorem 2.9. *A triangulation $\{K : K \in \mathcal{T}\}$ of Ω is bipartite if and only if for every interior vertex $\xi \in \mathcal{P}_{\text{int}}$ the number of incident triangles $\#\{K \in \mathcal{T} : \xi \in \partial K\}$ is even.*

Proof. We begin proving the necessity. Suppose there exists an interior vertex, namely $\xi_p \in \mathcal{P}_{\text{int}}$ such that $\#\{K \in \mathcal{T} : \xi_p \in \partial K\} = 2j + 1$. Then the cycle $C = \langle K_1, \dots, K_{2j+1}, K_1 \rangle$ where $\xi_p \in K_i$ for all $i = 1, \dots, 2j + 1$ belongs to the graph and it has odd length. Therefore the graph can not be bipartite due to theorem 1.4.

In order to prove the sufficiency of the condition we proceed by induction on the number of interior vertices. The case $\#\mathcal{P}_{\text{int}} = 0$ implies that the graph $\mathcal{G}_{\mathcal{T}}$ has no cycles due to lemma 2.7 and therefore it is bipartite according to theorem 1.4. If $\#\mathcal{P}_{\text{int}} = 1$ the result follows due to theorem 2.8. Assume now the result holds whenever the number of interior vertices is less or equal than j and let $\{K : K \in \mathcal{T}\}$ be a triangulation of Ω such that $\#\mathcal{P}_{\text{int}} = j + 1$. Define

$$\mathcal{T}_{SC} \stackrel{\text{def}}{=} \{K \in \mathcal{T} : \#(\partial K \cap \mathcal{P}_{\text{ext}}) < 3\}$$

and

$$\Omega_{SC} \stackrel{\text{def}}{=} \bigcup \{K : K \in \mathcal{T}_{SC}\}$$

i.e. the elements of the triangulation which do not have three exterior vertices and the natural subdomain of Ω for which \mathcal{T}_{SC} is a triangulation. Clearly the number of interior vertices in \mathcal{T}_{SC} equals the number of interior vertices in \mathcal{T} i.e. $j + 1$. Moreover, if ξ is an interior vertex of the triangulation then

$$\#\{K \in \mathcal{T}_{SC} : \xi \in \partial K\} = \#\{K \in \mathcal{T} : \xi \in \partial K\}$$

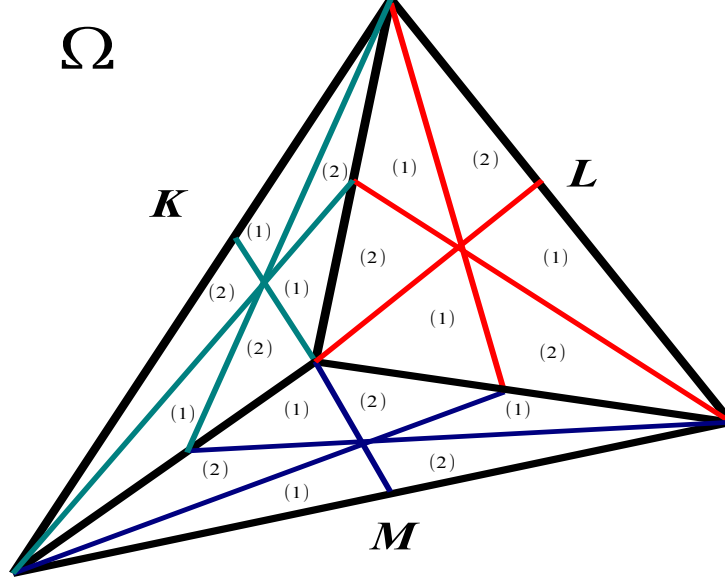
Recall that if $\#(\partial K \cap \mathcal{P}_{\text{ext}}) = 3$ then, due to lemma 2.7, K can not belong to any cycle. Therefore, every cycle in \mathcal{T}_{SC} is even if and only if every cycle in \mathcal{T} is even. Hence, without loss of generality it can be assumed that the triangulation satisfies $\#(\partial K \cap \mathcal{P}_{\text{ext}}) < 3$ for all $K \in \mathcal{T}$.

Let K be an exterior triangle, then, one of its vertices, namely ζ must be interior and the other two exterior since only one of its sides lies on the boundary of Ω i.e. it has degree two. From now on we denote K_{ζ} this element of \mathcal{T} . Consider the domain $\Omega_{\zeta} \stackrel{\text{def}}{=} \Omega - \text{cl}(K_{\zeta})$, clearly the domain must be simply connected since K_{ζ} is simply connected and an exterior element; also $\zeta \notin \Omega_{\zeta}$. On the other hand, the family $\mathcal{T}_{\zeta} \stackrel{\text{def}}{=} \{K \in \mathcal{T} : K \neq K_{\zeta}\}$ is clearly a triangulation of the domain Ω_{ζ} in which ζ is not an interior vertex. Hence, \mathcal{T}_{ζ} is a triangulation of a simply connected domain whose interior vertices are given by the set $\mathcal{P}_{\text{int}} - \{\zeta\}$ i.e. it has only j interior vertices; additionally we have

$$\#\{K \in \mathcal{T}_{\zeta} : \xi \in \partial K\} = \#\{K \in \mathcal{T} : \xi \in \partial K\}, \quad \forall \xi \in \mathcal{P}_{\text{int}} - \{\zeta\}.$$

We conclude that each interior vertex of the triangulation \mathcal{T}_{ζ} has an even number of incident triangles, due to the induction hypothesis the graph is bipartite; denote U_{ζ}, W_{ζ} the vertex bipartition of the graph $\mathcal{G}_{\mathcal{T}_{\zeta}}$.

FIGURE 1. Bipartite Refinement



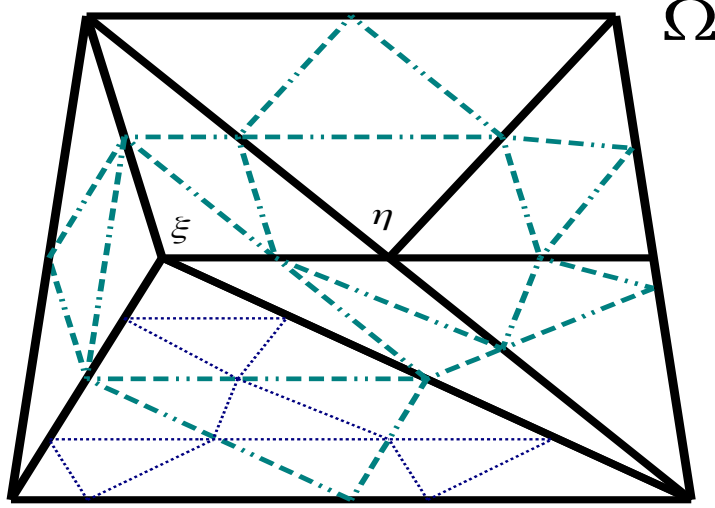
Consider now the radial subgraph C_ζ given by definition 2.6. From the hypothesis we know C_ζ contains an even number of triangles, then the set $\{K \in \mathcal{T}_\zeta : \zeta \in \partial K\}$ has an odd number of triangles. Since $\deg(K_\zeta) = 2$ denote $L, M \in \mathcal{T}$ the triangles such that $|\partial K_\zeta \cap \partial L| > 0$, $|\partial K_\zeta \cap \partial M| > 0$ clearly $K, L \in \mathcal{T}_\zeta$, we claim these triangles belong to only one subset of the vertex bipartition. Let $\langle L, \dots, M \rangle$ be the unique path from L to M within both graphs C_ζ and $\mathcal{G}_{\mathcal{T}_\zeta}$ evidently its length is the even number $\#C_\zeta - 2$. Recalling the graph $\mathcal{G}_{\mathcal{T}_\zeta}$ is bipartite we conclude that L and M must belong to the same element of the vertex partition, either U_ζ or W_ζ without loss of generality assume $L, M \in U_\zeta$. Thus, the pair $U \stackrel{\text{def}}{=} U_\zeta$, $W \stackrel{\text{def}}{=} W_\zeta \cup \{K_\zeta\}$ is a vertex bipartition of the graph $\mathcal{G}_\mathcal{T}$ since it only has one extra element: K_ζ whose only two edges have the other endpoint on a triangle belonging to U . This completes the proof. \square

2.2. The Refinement. In this section we present a result of existence for bipartite triangulations of simply connected polygonal regions in \mathbb{R}^2 ; it is a method for refining a given grid into a bipartite one. It does not pursue advantages from the numerical point of view, only from the analytical point of view in order to make possible the mixed-mixed variational formulation of the porous media problem.

Definition 2.10. (i) $K \subseteq \mathbb{R}^2$ be a triangle, we define its **BIPARTITE GRIDDING** as the collection of the six triangles $\{L_i : 1 \leq i \leq 6\}$ generated by the three medians of the triangle K .

(ii) Let $\mathcal{T} = \{K : K \in \mathcal{T}\}$ be a triangulation of the domain Ω . We define its

FIGURE 2. Red Refinement



BIPARTITE REFINEMENT as the mesh that is generated applying the bipartite gridding process to each triangle K of the triangulation. We denote it $\mathcal{BT} = \{L : L \in \mathcal{BT}\}$.

Theorem 2.11. *Let $\Omega \subseteq \mathbb{R}^2$ then it has bipartite triangulation.*

Proof. Let $\mathcal{T} = \{K : K \in \mathcal{T}\}$ be any triangulation of Ω , since the domain is polygonal such triangulation exists; let $\mathcal{BT} = \{L : L \in \mathcal{BT}\}$ be its bipartite refinement; we are to prove that this grid is bipartite. Let ξ be an interior vertex of the triangulation \mathcal{BT} , due to theorem 2.9 it is enough to show that $\#\{L \in \mathcal{BT} : \xi \in \partial L\}$ is even. Notice that ξ has only three possibilities:

- (i) If ξ was an interior vertex of the triangulation \mathcal{T} then $\#\{K \in \mathcal{T} : \xi \in \partial K\} \neq 0$. For each triangle $K \in \mathcal{T}$ incident in ξ the median passing through ξ divides K in two sub-triangles of \mathcal{BT} , thus $\#\{L \in \mathcal{BT} : \xi \in \partial L\} = 2\#\{K \in \mathcal{T} : \xi \in \partial K\}$.
- (ii) If $\xi = \mathbf{b}_K$ i.e it is the barycenter of some $K \in \mathcal{T}$ then $\#\{L \in \mathcal{BT} : \xi \in \partial L\} = 6$.
- (iii) If ξ is the middle point of a triangle's edge K in the triangulation \mathcal{T} , recalling it is an interior vertex we conclude that $\#\{L \in \mathcal{BT} : \xi \in \partial L\} = 4$.

Since in the three cases the number of triangles incident in ξ is even the result follows. \square

Remark 2.3. *Figure 1 illustrates the theorem above, clearly the triangulation $\mathcal{T} \stackrel{\text{def}}{=} \{K, L, M\}$ of the domain Ω is not bipartite however \mathcal{BT} is bipartite mesh.*

2.3. Bipartite Grids and Red Refinement. In this section we propose a method to refine bipartite grids without deteriorating the regularity of the mesh and preserving the bipartite property. We start recalling the definition of the classical shape and size parameters of a grid [5].

Definition 2.12. Let \mathcal{T} be a triangulation of a domain Ω and $K \in \mathcal{T}$ one of its triangular elements

(i) Denote h_K its diameter.

(ii) Denote $\rho_K \stackrel{\text{def}}{=} \sup\{\text{diameter of } B : B \text{ ball contained in } K\}$.

(iii) Define the regularity of the triangle by the ratio $\zeta_K \stackrel{\text{def}}{=} \frac{h_K}{\rho_K}$.

(iv) The size of the mesh h is defined by $h \stackrel{\text{def}}{=} \max\{h_K : K \in \mathcal{T}\}$.

(v) The regularity of the mesh \mathcal{T} is defined by $\zeta \stackrel{\text{def}}{=} \zeta(\mathcal{T}) = \max\{\frac{h_K}{\rho_K} : K \in \mathcal{T}\}$.

Next we recall the definition of red refinement in two dimensions, see [1]

Definition 2.13. (i) Let K be a triangle. We subdivide it into four geometrically similar triangles by pairwise connecting the midpoints of the three edges K . We call this family the red refinement of K and denote it SK .

(ii) Let \mathcal{T} be a triangulation of a domain Ω we say its red refinement is the mesh obtained applying the red refinement to each of its elements and denote it \mathcal{ST} .

(iii) Define recursively $\mathcal{S}^{(j+1)}\mathcal{T}$ as the red refinement of the grid $\mathcal{S}^{(j)}\mathcal{T}$. It is understood that $\mathcal{S}^{(1)}\mathcal{T} \stackrel{\text{def}}{=} \mathcal{ST}$.

Remark 2.4. (i) Notice that the size of the self-similar refinement is half the size of the original triangulation, i.e. $h(\mathcal{ST}) = \frac{1}{2}h(\mathcal{T})$, see [2].

(ii) Since the red refinement of a mesh $\mathcal{S}(\mathcal{T})$ divides each triangle in four subtriangles, each of them similar to the original one, the regularity of the mesh remains equal i.e. $\zeta(\mathcal{T}) = \zeta(\mathcal{ST}) = \zeta(\mathcal{S}^{(j)}\mathcal{T})$ for all $j \in \mathbf{N}$, see [2]. This is seen in figure 2 which depicts two levels of red refinement for a given grid. The first one in dashed-dotted line and a second level, performed only on a portion, in dotted line.

Theorem 2.14. Let $\mathcal{T} = \{K \in \mathcal{T}\}$ be a bipartite triangulation of the domain Ω then its red refinement $\mathcal{S}(\mathcal{T})$ is a bipartite grid.

Proof. Let ξ be an interior vertex of the triangulation \mathcal{ST} , due to theorem 2.9 we need to show that $\#\{L \in \mathcal{ST} : \xi \in \partial L\}$ is even. Notice that ξ has only two possibilities:

(i) ξ is an interior vertex of the original triangulation. Since the self-similar refinement does not introduce new edges incident on the vertices of the original triangulation \mathcal{T} then

$$\#\{L \in \mathcal{T} : \xi \in \partial L\} = \#\{K \in \mathcal{T} : \xi \in \partial K\}$$

Since \mathcal{T} is bipartite the cardinal of the right hand side is even.

(ii) There exists $\sigma \in \mathcal{E}_{\mathcal{T}}$, the set of edges of the original triangulation \mathcal{T} such that ξ is the middle point of σ . Let $K_1, K_2 \in \mathcal{T}$ the only pair such that $\sigma = \partial K_1 \cap \partial K_2$. Then, exactly six triangles of \mathcal{ST} are incident on ξ : three contained in K_1 and three contained in K_2 ; i.e. $\#\{L \in \mathcal{ST} : \xi \in \partial L\}$ is even. \square

Remark 2.5. *It is important to observe that the red refinement does not generate bipartite grids. In figure 2 two internal vertices of the original triangulation ξ and η are depicted. Notice that, in both cases the red refinement does not change the number of triangles incident on them. Therefore, it is necessary to use the refinement given in definition 3.22 to generate bipartite grids; this is unfortunate due to the quality deterioration such procedure introduces in the mesh. However, in the practical case when bipartite grids of arbitrary small size are necessary, due to theorem 2.14 the bipartite refinement needs to be applied only once i.e. the grid $\mathcal{S}^{(j)}\mathcal{BT}$ for $j \in \mathbb{N}$ large enough satisfies b requirements.*

3. THE THREE DIMENSIONAL CASE

We start this section recalling basic standard results for simply connected spaces [15], and defining the main tools to analyze the bipartite tetrahedral grids.

Definition 3.1. *Let X be a topological space then*

(i) *Given two points x, y of the space X , a **path** in X from x to y is a continuous map $\gamma : [0, 1] \rightarrow X$ such that $\gamma(0) = x$ and $\gamma(1) = y$.*

(ii) *The space is said to be **path connected** if every pair of points of X can be joined by a path in X .*

(iii) *Two paths γ, γ' mapping the interval $I = [0, 1]$ into X are said to be **path homotopic** if they have the same initial point x_0 and the same final point x_1 , and if there is a continuous map $F : I \times I \rightarrow X$ such that*

$$(2a) \quad F(s, 0) = \gamma(s) \quad \text{and} \quad F(s, 1) = \gamma'(s), \quad \forall s \in I$$

$$(2b) \quad F(0, t) = x_0 \quad \text{and} \quad F(1, t) = x_1, \quad \forall t \in I$$

*We say γ and γ' are **homotopy related** or simply **homotopic** and denote the relation by $\gamma \sim \gamma'$. Finally, we call F a **path homotopy** between γ and γ' .*

Lemma 3.2. *The relation \sim is an equivalence relation.*

Proof. See [15]. \square

Definition 3.3. *Let X be a topological space, if γ is a path in X from x_0 to x_1 and if γ' is a path in X from x_1 to x_2 we define the **product** $\gamma * \gamma'$ of γ and γ' to be the path given by*

$$\gamma * \gamma'(s) \stackrel{\text{def}}{=} \begin{cases} \gamma(2s) & s \in [0, \frac{1}{2}], \\ \gamma'(2s - 1) & s \in [\frac{1}{2}, 1]. \end{cases}$$

Definition 3.4. Let X be a topological space then

(i) Given a point $x_0 \in X$ a path in X that begins and ends at x_0 is called a **loop** based at x_0 .

(ii) The set of path homotopy classes of loops based at x_0 with the operation $*$, is called the **fundamental group** of X relative to the **base point** x_0 . It is denoted by $\pi_1(X, x_0)$.

(iii) The space is said to be **simply connected** if it is a path-connected space and $\pi_1(X, x_0)$ is the trivial (one-element) group for some $x_0 \in X$, and hence for every $x_0 \in X$. We express the fact that $\pi_1(X, x_0)$ is the trivial group by writing $\pi_1(X, x_0) = 0$.

Next we introduce the basic topological spaces for the current problem

Definition 3.5. Let $\mathcal{S}^1 \subseteq \mathbb{R}^2 = \{(x, y) \in \mathbb{R}^2 : |(x, y)| = 1\}$ and $\mathcal{J}(\mathcal{S}^1) = \{(x, y, z) \in \mathbb{R}^3 : |(x, y)| = 1, z = 0\}$ i.e. its “natural” embedding in \mathbb{R}^3 . Define

$$(3) \quad \mathcal{R} \stackrel{\text{def}}{=} \mathbb{R}^3 - \mathcal{J}(\mathcal{S}^1)$$

Theorem 3.6. The space \mathcal{R} is not simply connected.

Proof. See proposition 6.1 [13]. □

Proposition 3.7. Let $K \subseteq \mathbb{R}^3$ be a tetrahedron, Φ one of its faces and \mathcal{S} the contour of Φ i.e. $\mathcal{S} = \partial(\Phi)$ in the trace topology of Φ . Then

(i) $\mathbb{R}^3 - \mathcal{S}$ is homeomorphic to $\mathbb{R}^3 - \mathcal{J}(\mathcal{S}^1) = \mathcal{R}$.

(ii) $\mathbb{R}^3 - \mathcal{S}$ is not simply connected.

Proof. (i) Let $h : \mathbb{R}^3 \rightarrow \mathbb{R}^3$ be any homeomorphism such that $h(\mathcal{S}) = \mathcal{J}(\mathcal{S}^1)$ then $h|_{\mathbb{R}^3 - \mathcal{S}}$ is a homeomorphism.

(ii) Since $\mathbb{R}^3 - \mathcal{J}(\mathcal{S}^1) = \mathcal{R}$ is not simply connected as shown in theorem 3.6 and its homeomorphic to $\mathbb{R}^3 - \mathcal{S}$ the result follows. □

3.1. Characterization of Bipartite Tetrahedral Grids. We start giving the definitions in order to model a tetrahedral mesh with a graph.

Definition 3.8. Let $\mathcal{O} \subseteq \mathbb{R}^3$ be an open bounded polyhedral domain and $\{K : K \in \mathcal{T}\}$ be a tetrahedral mesh of \mathcal{O} . We denote \mathcal{P} , $\mathcal{E}_{\mathcal{T}}$ and $\mathcal{F}_{\mathcal{T}}$ the set of vertices, edges and faces of the tetrahedral mesh respectively.

(i) We say a face $\Phi \in \mathcal{F}_{\mathcal{T}}$ is **EXTERIOR** if it lies on the boundary of the domain $\partial\mathcal{O}$ (if $|\Phi \cap \partial\mathcal{O}|_2 > 0$) and denote the set of exterior faces by \mathcal{F}_{ext} . We say a face $\Phi \in \mathcal{F}_{\mathcal{T}}$ of a tetrahedron is **INTERIOR** if it belongs to the interior of the domain (if $|\Phi \cap \partial\mathcal{O}|_2 = 0$) and denote the set of interior faces by \mathcal{F}_{int} .

(ii) The associated graph $\mathcal{G}_{\mathcal{T}}(\mathcal{T}, \mathcal{F}_{\text{int}})$ is defined in the following way. The set of vertices \mathcal{T} is defined by the set of tetrahedra and there is an arc in \mathcal{F}_{int} between two elements $K, L \in \mathcal{T}$ if $|\partial K \cap \partial L|_2 > 0$ i.e. if they share a common face.

(iii) An element of the mesh $\{K : K \in \mathcal{T}\}$ is said to be isolated if it shares no common face with any other tetrahedron. Equivalently if its degree as vertex of $\mathcal{G}_{\mathcal{T}}$ is zero. We denote $\mathcal{T}_{\text{ncct}}$ the connected elements of the mesh.

(iv) We say a tetrahedron is INTERIOR if $|\partial K \cap \partial \mathcal{O}|_2 = 0$ (equivalently, if non of its faces is on the boundary of the domain) and denote \mathcal{T}_{int} the set of interior tetrahedra. We say a tetrahedron $K \in \mathcal{T}$ is EXTERIOR if $|\partial K \cap \partial \mathcal{O}|_2 > 0$ (equivalently, if one or more of its faces is on the boundary of the domain) and denote \mathcal{T}_{ext} the set of exterior tetrahedra.

(v) We say an edge $\sigma \in \mathcal{E}_{\mathcal{T}}$ is EXTERIOR if it lies on the boundary of the domain $\partial \mathcal{O}$ and denote the set of exterior edges by \mathcal{E}_{ext} . We say an edge $\sigma \in \mathcal{E}_{\mathcal{T}}$ of a tetrahedron is INTERIOR if it belongs to the interior of the domain and denote the set of interior edges by \mathcal{E}_{int} .

Definition 3.9. Let $\mathcal{O} \subseteq \mathbb{R}^3$ be an open bounded polyhedral domain and $\{K : K \in \mathcal{T}\}$ be a tetrahedral mesh of \mathcal{O} . We say a tetrahedral mesh $\{K : K \in \mathcal{T}\}$ is BIPARTITE if it can be colored with only two colors. Equivalently if its associated graph $\mathcal{G}_{\mathcal{T}}(\mathcal{T}, \mathcal{F}_{\text{int}})$ is bipartite.

Definition 3.10. Let $\mathcal{O} \subseteq \mathbb{R}^3$ be an open bounded polygonal domain and $\{K : K \in \mathcal{T}\}$ be a tetrahedral mesh of \mathcal{O} .

(i) For each $K \in \mathcal{T}$ we denote \mathbf{b}_K its barycenter or center of gravity.

(ii) Given a cycle $C = \langle K_1, K_2, \dots, K_j \rangle$ in the graph $\mathcal{G}_{\mathcal{T}}$ define its associated loop γ_C by the sequence of segments $[\mathbf{b}_{K_1}, \mathbf{b}_{K_2}], [\mathbf{b}_{K_2}, \mathbf{b}_{K_3}] \dots [\mathbf{b}_{K_{j-1}}, \mathbf{b}_{K_j}]$ i.e. γ_C is contained in \mathcal{O} .

We are aimed to give necessary and sufficient conditions for a tetrahedral mesh of a domain Ω to be bipartite. First we focus on a very particular type of tetrahedral mesh.

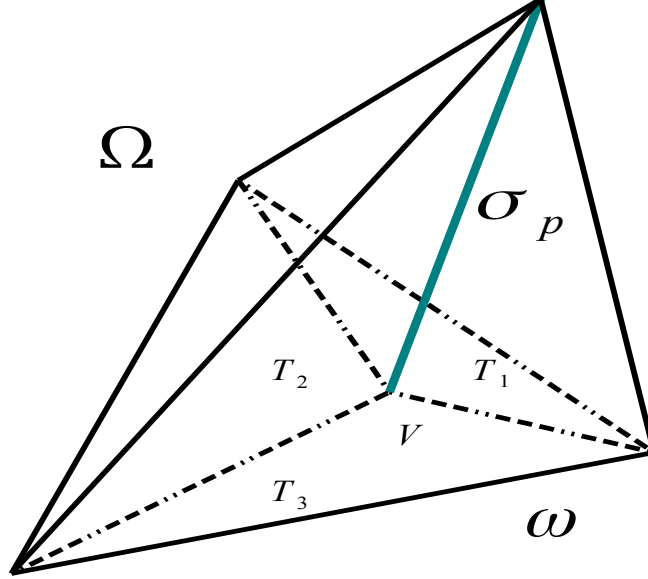
Definition 3.11. We say a tetrahedral mesh $\{K : K \in \mathcal{T}\}$ of a polyhedral domain \mathcal{O} is a TENT if it is connected and has only one interior edge named POLE, denoted σ_p such that $\{K \in \mathcal{T} : \sigma_p \subseteq \partial K\} = \mathcal{T}$. We call TENT GRAPH its associated graph $\mathcal{G}_{\mathcal{T}} = \mathcal{G}_{\sigma}$.

Remark 3.1. (i) The figure 3 displays the most basic case of a tent for a polyhedral (tetrahedral in this case) domain Ω . A polygonal domain ω is subdivided in three triangles T_1, T_2, T_3 with only one interior vertex V . The pole of the mesh σ_p stands on the vertex V “lifting” each triangle into a tetrahedron.

(ii) A more general type of tent consists on a polygonal domain triangulated with a radial triangulation (seen in definition 2.4) i.e. all the triangles are incident in one single vertex V and the pole σ_p stands on the vertex “lifting” each triangle into a tetrahedron.

(iii) In the most general version of a tent there may not exist a plane hosting one face of each tetrahedron of the mesh.

FIGURE 3. Tent-type Tetrahedral Mesh



Proposition 3.12. Let $\{K : K \in \mathcal{T}\}$ be a tent mesh of the domain Ω then

- (i) The degree of each vertex K in the graph of the mesh $\mathcal{G}_{\mathcal{T}}$ is 2.
- (ii) A tent mesh has at least three elements.
- (iii) If $\#\mathcal{T} = j$ then $\mathcal{G}_{\mathcal{T}} = C_j$ i.e. it is a cycle graph.
- (iv) The tent mesh is bipartite if and only if the number of tetrahedra is even.

Proof. (i) Let σ_p be the pole of the tent and K an element of the mesh, since $\sigma_p \in \partial K$ and only two faces of K host σ_p this implies the other two faces of K must be exterior, thus $\deg(K) \leq 2$. Since $\mathcal{G}_{\mathcal{T}}$ is connected we know $\deg(K) \geq 1$. However if $\deg(K) = 1$ this would imply that only one face of the tetrahedron is in the interior of Ω and the three faces of K would be exterior which can not be since σ_p is an interior edge; this proves the first part.

(ii) If a mesh has less than three tetrahedra, i.e. two or one, there exists at most one interior face. Therefore, no interior edges exist and, by definition, the mesh can not be a tent.

(iii) The fact $\deg(K) = 2$ for all $K \in \mathcal{T}$ implies $\#\mathcal{T} = \#\mathcal{F}_{\text{int}}$. On the other hand, by construction $\mathcal{G}_{\mathcal{T}}$ is simple, therefore it must be the cycle graph C_j .

(iv) Since $\mathcal{G}_{\mathcal{T}}$ is a cycle graph it contains a unique cycle of length $\#\mathcal{T}$ then due to theorem 1.4 it is bipartite if and only if $\#\mathcal{T}$ is even. \square

Definition 3.13. Let $\mathcal{O} \subseteq \mathbb{R}^3$ be an open bounded polyhedral domain, $\{K : K \in \mathcal{T}\}$ a tetrahedral mesh of \mathcal{O} and σ an interior edge. We define its associated subgraph C_σ by the set of tetrahedra $V_\sigma \stackrel{\text{def}}{=} \{K \in \mathcal{T} : \sigma \in \partial K\}$ and the set of faces \mathcal{F}_σ which connect two elements of V_σ . Clearly C_σ is a tent and due to proposition 2.5 we know $C_\sigma = C_j$ where $j \stackrel{\text{def}}{=} \#V_\sigma = \#\{K \in \mathcal{T} : \sigma \in \partial K\}$.

Lemma 3.14. Let $\{K : K \in \mathcal{T}\}$ be a tetrahedral mesh of Ω then, for any cycle C in the graph $\mathcal{G}_\mathcal{T}$ and for each $K \in C$ there exists at least one interior edge $\sigma \in \mathcal{E}_{\text{int}}$ such that $\sigma \subseteq \partial K$.

Proof. Let C be a cycle and γ_C its associated loop. Fix $K \in C$, and let $L_1, L_2 \in C$ the elements such that the sequence $\langle L_1, K, L_2 \rangle$ is in the cycle. Let $\Phi \stackrel{\text{def}}{=} \partial L_1 \cap \partial K$ i.e. the unique face shared by L_1 and K , since $|\gamma_C \cap (L_1 \cap K)|_1 > 0$ the loop hits both sides of the face Φ . Let

$$\mathcal{S} \stackrel{\text{def}}{=} \text{cl} \bigcup_{\sigma \in \mathcal{E}_\mathcal{T}} \{\sigma : \sigma \in \partial K \cap \partial L_1\}$$

i.e. the \mathcal{S} is the contour of the face Φ . Thus \mathcal{S} is a one-dimensional manifold in \mathbb{R}^3 with the shape of a triangle. If K has no interior edges it would hold that $\mathcal{S} \cap \Omega = \emptyset$ this would imply that Ω and consequently γ_C are contained in $\mathbb{R}^3 - \mathcal{S}$. However, the loop γ_C hits both sides of the surface Φ and $\mathbb{R}^3 - \mathcal{S}$ is not simply connected as seen in proposition 3.7, therefore γ_C can not be homotopic to one point. This contradicts the hypothesis for Ω been simply connected. Therefore, one of the edges σ of K must be interior. \square

Theorem 3.15. Let $\{K : K \in \mathcal{T}\}$ be a tetrahedral mesh of Ω such that it has only one interior edge, namely $\mathcal{E}_{\text{int}} = \{\sigma_p\}$. Then the mesh is bipartite if and only if $\#\{K \in \mathcal{T} : \sigma_p \subseteq \partial K\}$ is even.

Proof. First observe that the mesh has at least three tetrahedra, other wise no edge could be interior. If $\{K \in \mathcal{T} : \sigma_p \in \partial K\} = \mathcal{T}$ there is nothing to prove due to proposition 3.12.

If $\mathcal{T} - \{K \in \mathcal{T} : \xi_p \in \partial K\} \neq \emptyset$ consider the tent subgraph C_{σ_p} given by definition 3.13, which is cyclic i.e. $C_{\sigma_p} = C_j$ where $j \stackrel{\text{def}}{=} \#\{K \in \mathcal{T} : \sigma_p \in \partial K\}$.

Let L be in $\mathcal{T} - \{K \in \mathcal{T} : \sigma_p \in \partial K\}$ then, it must hold that its six edges are exterior and due to lemma 2.7 L can not belong to any cycle. Hence, any cycle C in the graph $\mathcal{G}_\mathcal{T}$ must lie in the subgraph C_{σ_p} , however the subgraph $\mathcal{G}_{\sigma_p} = C_j$ is cyclic and its unique cycle is itself. Therefore, the graph $\mathcal{G}_\mathcal{T}$ contains a unique cycle and due to theorem 1.4 is bipartite if and only if $j = \#\{K \in \mathcal{T} : \sigma_p \in \partial K\}$ is even. \square

Before characterizing the bipartite grids we need an intermediate lemma regarding the process of “removing” an exterior tetrahedron from a triangulation.

Lemma 3.16. Let $\{L : L \in \mathcal{T}\}$ be a tetrahedral mesh of Ω , and K be an exterior tetrahedron of \mathcal{T} such that has at least one interior edge σ . Define $\mathcal{T}_K \stackrel{\text{def}}{=} \{L \in \mathcal{T} :$

$L \neq K$ and the domain $\Omega_K \stackrel{\text{def}}{=} \Omega - cl(K)$.

- (i) Then the degree $\deg(K) \in \{2, 3\}$ and K has at most three interior edges.
- (ii) If $\deg(K) = 2$ then the graph $\mathcal{G}_{\mathcal{T}_K}$ is connected and consequently the domain Ω_K is also connected.
- (iii) If $\deg(K) = 3$ and K has two or three interior edges then the graph $\mathcal{G}_{\mathcal{T}_K}$ is connected and consequently the domain Ω_K is also connected.
- (iv) If $\deg(K) = 2$ or $\deg(K) = 3$ and it has two or three interior edges the domain Ω_K is simply connected.
- (v) If $\deg(K) = 2$ or $\deg(K) = 3$ and has only one interior edge the domain Ω_K , can have one or two components. However each component of Ω_K is simply connected.

Proof. (i) K has at least one interior edge therefore its degree has to be greater than one, additionally K is exterior, then its degree has to be less than 4 i.e. $\deg(K) \in \{2, 3\}$. Seeing that K is exterior, it has a face Φ contained on the boundary of Ω , therefore the three edges belonging to $\partial\Phi \cap \partial K$ have to be exterior, i.e. the element has at most three interior edges.

(ii) Let $L_1, L_2 \in \mathcal{T}$ the only two tetrahedra such that $|\partial L_i \cap \partial K|_2 > 0$, $i = 1, 2$. It also holds that $\sigma \subseteq \partial L_1 \cap \partial L_2$ and by definition $L_1, L_2 \in \mathcal{T}_K$. Since $\sigma \in \mathcal{E}_{\text{int}}$ consider the tent subgraph C_σ which is contained in $\mathcal{G}_{\mathcal{T}}$. Clearly $L_1, L_2 \in C_\sigma$ and there exists a unique path $\langle L_1, \dots, L_2 \rangle$ which is contained in the cycle graph C_σ but does not hit K . Observing that all the elements of the path belong to $\mathcal{G}_{\mathcal{T}_K}$, we conclude that L_1 and L_2 can be connected in $\mathcal{G}_{\mathcal{T}_K}$, therefore this graph is connected. The connectedness of Ω_K follows immediately.

(iii) Let $L_1, L_2, L_3 \in \mathcal{T}$ the only three tetrahedra such that $|\partial L_i \cap \partial K|_2 > 0$, $i = 1, 2, 3$. And let σ, τ be two interior edges of K , without loss of generality assume

$$\sigma \subseteq \partial L_1 \cap \partial L_2, \quad \tau \subseteq \partial L_2 \cap \partial L_3$$

By definition $L_1, L_2, L_3 \in \mathcal{T}_K$. Using C_σ, C_τ and repeating the previous argument we conclude that L_1, L_2 can be connected and L_2, L_3 can be connected, consequently L_1 and L_3 can also be connected. Then, the graph $\mathcal{G}_{\mathcal{T}_K}$ is connected. From here connectedness of Ω_K follows.

(iv) The domain Ω_K is connected as seen in the (ii) and (iii), recalling that Ω is simply connected and that K is convex and exterior we conclude $\Omega - cl(K)$ must also be simply connected.

(v) If $\deg(K) = 2$ let L_1, L_2 the tetrahedra connected to K . Then, it should hold that $\sigma \subseteq \partial L_1 \cap \partial L_2$. From the second part we know $\mathcal{G}_{\mathcal{T}_K}$ is connected. Additionally we know that Ω is simply connected and K is convex and exterior, then we conclude $\Omega - cl(K)$ is simply connected. If $\deg(K) = 3$ let L_1, L_2, L_3 the tetrahedra neighboring K then without loss of generality we can assume $\sigma \subseteq \partial L_1 \cap \partial L_2$ and due to the previous analysis L_1, L_2 can be connected. Hence Ω_K has at most two

components. If Ω_K is connected it must be simply connected since K is convex exterior and Ω is simply connected. If Ω_K is not connected then L_1, L_2 belong to one component, namely Θ_1 which is simply connected by the previous argument and L_3 belongs to the other component, namely Θ_2 . Thus, K is convex and exterior to the polyhedral domain $\text{int}[\Theta_2 \cup \text{cl}(K)] \subseteq \Omega$. Recalling Ω is simply connected, we conclude that Θ_2 is simply connected. \square

Finally, we characterize the bipartite grids in the following result.

Theorem 3.17. *Let $\{K : K \in \mathcal{T}\}$ be a tetrahedral mesh of Ω , the grid is bipartite if and only if for every interior edge $\sigma \in \mathcal{E}_{\text{int}}$ the number of incident tetrahedra $\#\{K \in \mathcal{T} : \sigma \subseteq \partial K\}$ is even.*

Proof. We begin proving the necessity. Suppose there exists an interior edge, namely $\sigma_p \in \mathcal{E}_{\text{int}}$ such that $\#\{K \in \mathcal{T} : \sigma_p \subseteq \partial K\} = 2j + 1$; considering the tent subgraph \mathcal{G}_{σ_p} and its unique cycle $C = \langle K_1, K_2, \dots, K_{2j+1}, K_1 \rangle$ we conclude that the mesh can not be bipartite due to theorem 1.4.

In order to prove the sufficiency of the condition we proceed by induction on the number of interior edges. The case $\#\mathcal{E}_{\text{int}} = 0$ implies that the graph $\mathcal{G}_{\mathcal{T}}$ has no cycles due to lemma 3.14 and therefore it is bipartite according to theorem 1.4. If $\#\mathcal{E}_{\text{int}} = 1$ the result follows due to theorem 3.15. Assume now the result holds whenever the number of interior edges is less or equal than j . Define

$$\mathcal{T}_{s_c} \stackrel{\text{def}}{=} \{K \in \mathcal{T} : \#(\partial K \cap \mathcal{E}_{\text{ext}}) < 6\}$$

and

$$\Omega_{s_c} \stackrel{\text{def}}{=} \bigcup \{K : K \in \mathcal{T}_{s_c}\}.$$

i.e. the tetrahedra of the mesh which do not have six exterior edges, and the natural subdomain of Ω for which \mathcal{T}_{s_c} is a triangulation. Clearly the number of interior edges in \mathcal{T}_{s_c} equals the number of interior edges in \mathcal{T} i.e. $j + 1$. Moreover, if σ is an interior edge of the tetrahedral mesh then

$$\#\{K \in \mathcal{T}_{s_c} : \sigma \subseteq \partial K\} = \#\{K \in \mathcal{T} : \sigma \subseteq \partial K\}$$

Recall that if $\#(\partial K \cap \mathcal{E}_{\text{ext}}) = 6$ then due to lemma 3.14 K can not belong to any cycle, consequently the cycles in \mathcal{T}_{s_c} and in \mathcal{T} are the same. Moreover, a cycle is even in \mathcal{T}_{s_c} if and only if is even in \mathcal{T} . Hence, without loss of generality it can be assumed that the tetrahedral grid satisfies $\#(\partial K \cap \mathcal{E}_{\text{ext}}) < 6$ for all $K \in \mathcal{T}$.

Let K be an exterior tetrahedron, then one of its edges, namely σ must be interior. From now on we denote K_σ this element of \mathcal{T} . Consider the domain $\Omega_\sigma \stackrel{\text{def}}{=} \Omega - \text{cl}(K_\sigma)$, by definition $\sigma \not\subseteq \Omega_\sigma$. On the other hand the family $\mathcal{T}_\sigma \stackrel{\text{def}}{=} \{K \in \mathcal{T} : K \neq K_\sigma\}$ is clearly a tetrahedral mesh of the domain Ω_σ where σ is not an interior edge. Since K_σ is exterior but has an interior edge then, due to lemma 3.16 its degree is two or three and it could have one, two or three interior edges one of which must be σ . In any of the cases the set of interior edges $\mathcal{E}_{\text{int}}(\mathcal{T}_\sigma)$ of the triangulation \mathcal{T}_σ is contained in $\mathcal{E}_{\text{int}} - \{\sigma\}$ i.e. it has at most j interior edges.

Moreover, the fact that only one exterior tetrahedron was removed from \mathcal{T} yields

$$\#\{K \in \mathcal{T}_\sigma : \tau \subseteq \partial K\} = \#\{K \in \mathcal{T} : \tau \subseteq \partial K\}, \quad \forall \tau \in \mathcal{E}_{\text{int}}(\mathcal{T}_\sigma)$$

Therefore, due to the hypothesis, each interior edge of the tetrahedral mesh \mathcal{T}_σ has an even number of incident tetrahedra. Before the induction hypothesis can be applied several cases have to be analyzed.

- A.** $\deg(K_\sigma) = 2$ or $\deg(K_\sigma) = 3$ with $\#(\mathcal{E}_{\text{int}} \cap K_\sigma) \in \{2, 3\}$. In this case, due to lemma 3.16 the domain Ω_σ is simply connected and since it has at most j interior edges the induction hypothesis implies the graph $\mathcal{G}_{\mathcal{T}_\sigma}$ is bipartite, i.e. there exists a vertex bipartition of the graph U_σ, W_σ . Next we analyze all the possible subcases.
- (i) $\deg(K_\sigma) = 2$ and $\#\{\tau \in \mathcal{E}_{\text{int}} : \sigma \subseteq \partial K\} = \#\{\sigma\} = 1$. Consider the tent subgraph C_σ given by definition 2.6. From the hypothesis we know C_σ contains an even number of tetrahedra, then the set $\{K \in \mathcal{T}_\sigma : \sigma \subseteq \partial K\}$ has an odd number of tetrahedra. Let $L_1, L_2 \in \mathcal{T}$ be the two tetrahedra such that $|\partial K_\sigma \cap \partial L_i| > 0$, $\sigma \subseteq \partial L_i$ for $i = 1, 2$. By definition $L_1, L_2 \in \mathcal{T}_\sigma$, we claim these tetrahedra belong to only one subset of the vertex bipartition. Let $\langle L_1, \dots, L_2 \rangle$ be the unique path from L_1 to L_2 within both graphs C_σ and $\mathcal{G}_{\mathcal{T}_\sigma}$ clearly, it has even length $\#C_\sigma - 2$. Then since the graph $\mathcal{G}_{\mathcal{T}_\sigma}$ is bipartite L_1 and L_2 belong to the same element of the vertex partition, either U_σ or W_σ without loss of generality assume $L_1, L_2 \in U_\sigma$. Thus, the pair $U \stackrel{\text{def}}{=} U_\sigma$, $W \stackrel{\text{def}}{=} W_\sigma \cup \{K_\sigma\}$ is a vertex bipartition of the graph $\mathcal{G}_{\mathcal{T}}$ since it only has one extra element K_σ , whose only two edges have the other endpoint on a tetrahedron belonging to U . The proof is complete for this case.
- (ii) $\#\{\tau \in \mathcal{E}_{\text{int}} : \sigma \subseteq \partial K\} = \#\{\sigma, \tau\} = 2$. In this case it must hold $\deg(K_\sigma) = 3$. Let L_1, L_2, L_3 the tetrahedra such that $|\partial L_i \cap \partial K|_2 > 0$ for $i = 1, 2, 3$, without loss of generality we can assume

$$(5) \quad \sigma \subseteq \partial L_1 \cap \partial L_2, \quad \tau \subseteq \partial L_2 \cap \partial L_3$$

Notice that L_1, L_2 and L_3 belong to the graphs $\mathcal{G}_{\mathcal{T}_\sigma}$. Let C_σ and C_τ the tent subgraphs given by definition 2.6 then both have an even number of tetrahedra. Also, due to (5) $L_1, L_2 \in C_\sigma$ and $L_2, L_3 \in C_\tau$ must hold. Let $\langle L_1, \dots, L_2 \rangle$ be the unique path from L_1 to L_2 within both graphs C_σ and $\mathcal{G}_{\mathcal{T}_\sigma}$ clearly, it has even length $\#C_\sigma - 2$. Then, since the graph $\mathcal{G}_{\mathcal{T}_\sigma}$ is bipartite, L_1 and L_2 must belong to the same subset of the vertex partition, either U_σ or W_σ . Repeating the argument L_2 and L_3 must belong to the same subset either U_σ or W_σ , therefore we conclude the three of them belong to one single set, without loss of generality assume $L_1, L_2, L_3 \in U_\sigma$. Hence, the pair $U \stackrel{\text{def}}{=} U_\sigma$, $W \stackrel{\text{def}}{=} W_\sigma \cup \{K_\sigma\}$ is a vertex bipartition of the graph $\mathcal{G}_{\mathcal{T}}$ since it only has one extra element K_σ , whose only three edges have the other endpoint on a tetrahedron belonging to U . The case has been proved.

- (iii) $\#\{\tau \in \mathcal{E}_{\text{int}} : \sigma \subseteq \partial K\} = \#\{\sigma, \tau, \varrho\} = 3$. In this case it must hold $\deg(K_\sigma) = 3$. Let L_1, L_2, L_3 the tetrahedra such that $|\partial L_i \cap \partial K|_2 > 0$ for $i = 1, 2, 3$ and such that

$$(6) \quad \sigma \subseteq \partial L_1 \cap \partial L_2, \quad \tau \subseteq \partial L_2 \cap \partial L_3, \quad \varrho \subseteq \partial L_3 \cap \partial L_1$$

This case is reducible to the previous one **A.ii** since it is enough to analyze the tent subgraphs C_σ and C_τ to conclude L_1, L_2 and L_3 belong to the same subset of the bipartition U_σ of the graph $\mathcal{G}_{\mathcal{T}_\sigma}$. Using the same arguments as before we have that the pair $U \stackrel{\text{def}}{=} U_\sigma, W \stackrel{\text{def}}{=} W_\sigma \cup \{K_\sigma\}$ is a vertex bipartition of the graph $\mathcal{G}_{\mathcal{T}}$.

B. $\deg(K_\sigma) = 3$ and $\#(\mathcal{E}_{\text{int}} \cap \partial K_\sigma) = 1$. Let L_1, L_2, L_3 the three neighboring tetrahedra to K and assume that $\sigma \subseteq \partial L_1 \cap \partial L_2$. In this case, due to lemma 3.16(v) the domain Ω_σ has one or two connected two components. If it has only one component the problem is reduced to the case **A.iii**. If Ω_σ has two components, namely Θ_1, Θ_2 due to lemma 3.16(v) each of them is simply connected and $L_1, L_2 \in \Theta_1, L_3 \in \Theta_2$. Using the induction hypothesis, both graphs \mathcal{G}_{Θ_1} and \mathcal{G}_{Θ_2} are bipartite. Let (U_σ, W_σ) and (U', W') be the vertex bipartition pairs of both graphs where $L_1, L_2 \in U_\sigma$ and $L_3 \in U'$. We will prove that the pair $U \stackrel{\text{def}}{=} U_\sigma \cup U', W \stackrel{\text{def}}{=} W_\sigma \cup \{K_\sigma\} \cup W'$ is a vertex bipartition for the graph $\mathcal{G}_{\mathcal{T}}$. Observe that if a closed path C hits elements on both subgraphs $\mathcal{G}_{\Theta_1}, \mathcal{G}_{\Theta_2}$ it can not be a cycle. Let C be a closed path, since the one element that connects the subgraphs $\mathcal{G}_{\Theta_1}, \mathcal{G}_{\Theta_2}$ is K_σ , then it must be part of the cycle C . However, there is no way of “crossing” from \mathcal{G}_{Θ_1} to \mathcal{G}_{Θ_2} or viceversa in a closed path without having to hit K_σ twice, therefore C can not be a cycle. Now let C be a cycle in the graph $\mathcal{G}_{\mathcal{T}}$, due to the previous discussion only two cases are possible.

- (i) C belongs to the subgraph of the domain $\Theta_1 \cup K_\sigma$. This case is reducible to the case **A.i** since K_σ has degree two and only one interior edge in the subgraph corresponding to the mesh inherited to the domain $\Theta_1 \cup K_\sigma$. Therefore, the pair $U \stackrel{\text{def}}{=} U_\sigma$ and $V \stackrel{\text{def}}{=} W_\sigma \cup \{K_\sigma\}$ constitutes a vertex bipartition for the graph of the subdomain $\Theta_1 \cup \{K_\sigma\}$, then the length of C must be even.
- (ii) C belongs to the subgraph of the domain $\Theta_2 \cup K_\sigma$. In this case since K_σ has no edges which are interior to the domain $\Theta_2 \cup K_\sigma$. Then, as seen in lemma 3.14 the element K_σ can not belong to the cycle. Thus C must be contained in the graph of the domain Θ_2 which is bipartite, i.e. its length must be even.

Since in both cases the length of the cycle is even, the proof the case B is complete, this finishes the proof of the theorem. \square

3.2. Existence of Bipartite Grids. We finish the section presenting a result for the existence of a bipartite tetrahedral grids for simply connected polyhedral domains in \mathbb{R}^3 . As in the two dimensional setting presented in section 2.2 the process will deteriorate the quality of the grid, such deterioration will be estimated in section 4. We start recalling some well-known properties of the tetrahedron

Theorem 3.18. *Let Δ be a non-degenerate tetrahedron, and $\{\mathbf{v}_\ell : 1 \leq \ell \leq 4\}$ be its four vertices, with $\mathbf{v}_\ell = (x_\ell, y_\ell, z_\ell)$ then, the center of gravity $\bar{\mathbf{v}} = (\bar{x}, \bar{y}, \bar{z})$ satisfies $\bar{\mathbf{v}} = \frac{1}{4} \sum_{\ell=1}^4 \mathbf{v}_\ell$. Moreover, if $\mathbf{b} = (b_x, b_y, b_z)$ is the barycenter of the face of the tetrahedron defined by the first three vertices $\{\mathbf{v}_\ell : 1 \leq \ell \leq 3\}$ Then the points $\mathbf{v}_4, \bar{\mathbf{v}}$ and \mathbf{b} are collinear.*

Recall now the standard definition of the symmetric group of a set of “ n letters”.

Definition 3.19. Given $n \in \mathbb{N}$ we define S_n as the set of all possible permutations of the set $\{1, 2, \dots, n\}$.

Next we define a convenient tetrahedral mesh for a non-degenerate tetrahedron

Definition 3.20. Let Δ be a tetrahedron and $\{\mathbf{v}_\ell : 1 \leq \ell \leq 4\}$ its vertices. For each $\pi \in S_4$ define

$$(7) \quad \Delta_\pi \stackrel{\text{def}}{=} \text{co} \left\{ \frac{1}{i} \sum_{\ell=1}^i \mathbf{v}_{\pi(\ell)} : 1 \leq i \leq 4 \right\}$$

where $\text{co}(A)$ denotes the convex hull of the set A . We define the family

$$(8) \quad \mathcal{B}\Delta = \{\Delta_\pi : \pi \in S_4\}$$

as the BIPARTITE GRIDDING of Δ .

Remark 3.2. Some observations are in order for the definition above.

(i) Notice that for any $\pi \in S_4$, the vertices of Δ_π are a vertex of Δ , the midpoint of an edge of Δ , the barycenter of one face of Δ and finally the centroid of Δ .

(ii) For any Δ_π , three of its vertices are convex combinations of points belonging to extreme sets of Δ : a vertex, an edge and a face. On the other hand since Δ is non-degenerate, these three vertices of Δ_π can not be collinear.

(iii) Due to theorem 3.18 the fourth vertex of Δ_π is the centroid of Δ and since the original tetrahedron is non-degenerate it can not be coplanar with the aforementioned three vertices of Δ_π .

(iv) Notice that $\#\mathcal{B}\Delta = \#S_4 = 24$.

Theorem 3.21. Let $\Delta \subseteq \mathbb{R}^3$ be a non-degenerate tetrahedron, and $\{L_i : 1 \leq i \leq 24\}$ be its bipartite gridding, then the associated graph is bipartite.

Proof. Let $\{L_i : 1 \leq i \leq 24\}$ be the bipartite gridding of Δ we will classify the associated vertices in the following subsets in terms of the original tetrahedron Δ

(i) $\{\mathbf{v}_\ell : 1 \leq \ell \leq 4\}$ the vertices belonging to Δ .

(ii) ξ_Δ center of gravity of Δ .

(iii) $\{\mathbf{b}_\ell : 1 \leq \ell \leq 6\}$ the barycenters of each face of Δ .

(iv) $\{\mathbf{m}_\ell : 1 \leq \ell \leq 6\}$ the midpoints of each of the edges of Δ . In the bipartite gridding $\{L_i : 1 \leq i \leq 24\}$ it is clear that an edge σ is interior if and only if one of its end points is the center of gravity ξ_Δ ; this leaves three possible subcases:

a) The other end of σ is one of the vertices $\{\mathbf{v}_\ell : 1 \leq \ell \leq 6\}$ belonging to Δ . Then, six tetrahedra concur to it: two from each face concurrent to the vertex \mathbf{v}_ℓ .

b) The other end of σ is one of the barycenters $\{\mathbf{b}_\ell : 1 \leq \ell \leq 4\}$ of the faces of Δ , namely Φ . In such case, six tetrahedra concur to it, all of them having one of its faces contained in Φ .

c) The other end of σ is one of the midpoints $\{\mathbf{m}_\ell : 1 \leq \ell \leq 6\}$ of the edges of Δ . In this case four tetrahedra concur to it: two from each face concurrent to the edge that hosts \mathbf{m}_ℓ . Since in all the cases the number of tetrahedra concurrent to an interior edge is even the result holds. \square

Now we introduce a new definition

Definition 3.22. Let $\mathcal{T} = \{K : K \in \mathcal{T}\}$ be a tetrahedral mesh of the polyhedral domain Ω . We define its *BIPARTITE REFINEMENT* as the mesh that is generated applying the bipartite gridding process to each tetrahedron K of the mesh. We denote it $\mathcal{BT} = \{L : L \in \mathcal{BT}\}$.

Theorem 3.23. Let $\Omega \subseteq \mathbb{R}^3$ be a simply connected polyhedral region, then, there exists a tetrahedral mesh whose associated graph is bipartite.

Proof. Let $\mathcal{T} = \{K : K \in \mathcal{T}\}$ be any tetrahedral mesh of Ω , since the domain is polyhedral such mesh exists, and denote $\mathcal{BT} = \{L : L \in \mathcal{BT}\}$ its bipartite refinement. Let σ be an interior edge of the tetrahedral mesh \mathcal{BT} , due to theorem 3.17 we need to show that $\#\{L \in \mathcal{BT} : \sigma \in \partial L\}$ is even. Notice that σ has only three possibilities:

(i) If there exists $K \in \mathcal{T}$ such that $\sigma \subseteq \text{int}(K)$ then it is one of the edges of \mathcal{BK} . As seen in theorem 3.21 every edge interior to one single tetrahedron generated by the bipartite gridding process has an even number of tetrahedra incident on it.

(ii) If σ was part of an interior edge of the tetrahedral mesh \mathcal{T} then $\#\{K \in \mathcal{T} : K \text{ is incident on } \sigma\} \neq 0$. For each tetrahedron $K \in \mathcal{T}$ incident in σ the bipartite refinement \mathcal{BT} generates two tetrahedra concurrent on σ . Therefore, the number of tetrahedra incident on σ belonging to \mathcal{BT} , is twice the number of tetrahedra incident on σ belonging to \mathcal{T} i.e. such number is even.

(iii) If there exists $K \in \mathcal{T}$ such that the interior of one of its faces contains σ , then there must also exist another tetrahedron $L \in \mathcal{T}$ sharing the face that contains σ . Two tetrahedra concur to this edge from \mathcal{BK} and other two from \mathcal{BL} giving a total of four tetrahedra of \mathcal{BT} incident on σ which is an even number.

In the three cases above the number of tetrahedra concurrent on σ is even, then the result follows. \square

4. THE REFINEMENT

In this section we propose a method to generate bipartite grids of arbitrary small size and bounded regularity, i.e. the quality of the grids does not degenerate.

4.1. Tetrahedron Shape Parameters. We start this section with several definitions of geometrical shape parameters for later discussion of their relationships; we have

Definition 4.1. Let Δ be a non-degenerate tetrahedron in \mathbb{R}^3 , define

$$(9a) \quad h_\Delta \stackrel{\text{def}}{=} \text{diameter of the tetrahedron } \Delta$$

$$(9b) \quad \rho_\Delta \stackrel{\text{def}}{=} \sup\{\text{diameter of } B : B \text{ is a ball contained in } \Delta\}$$

The regularity of the tetrahedron

$$(9c) \quad \zeta_\Delta \stackrel{\text{def}}{=} \frac{h_\Delta}{\rho_\Delta}$$

The radius ratio is defined by

$$(9d) \quad \vartheta_\Delta \stackrel{\text{def}}{=} 3 \frac{r_{\text{in}}}{r_{\text{circ}}}$$

Where $r_{\text{in}}, r_{\text{circ}}$ are respectively, the inradius and circumradius of Δ , see [11]. Finally the mean ratio defined in [10] is given by

$$(9e) \quad \eta_\Delta \stackrel{\text{def}}{=} \frac{12(3|\Delta|_3)^{2/3}}{\sum\{|\sigma|^2 : \sigma \text{ is an edge of } \Delta\}}$$

Here $|\Delta|_3$ is the volume of the tetrahedron.

Next we recall some previous results for relationship between shape parameters

Theorem 4.2. *For any tetrahedron Δ holds*

$$(10) \quad \eta_\Delta^3 \leq \vartheta_\Delta \leq \frac{2}{\sqrt[4]{6}} \eta_\Delta^{3/4}$$

Furthermore, the lower bound is optimal and tight, and the upper bound is optimal.

Proof. See [11]. □

On the other hand it is direct to see

$$\zeta_\Delta = \frac{h_\Delta}{\rho_\Delta} = \frac{h_\Delta}{2r_{\text{in}}} \leq \frac{2r_{\text{circ}}}{2r_{\text{in}}} = 3 \frac{r_{\text{in}}}{r_{\text{circ}}}$$

Where the inequality holds since the diameter of the tetrahedron is at most the diameter of the circumradius, i.e. $h_\Delta \leq 2r_{\text{circ}}$. Then $\zeta_\Delta \leq \frac{3}{\vartheta_\Delta}$ and therefore

$$(11) \quad \zeta_\Delta \leq \frac{3}{\eta_\Delta^3}$$

Next we study the deterioration of regularity when applying the bipartite refinement to a given tetrahedron.

4.2. Bipartite Refinement and Regularity Deterioration.

Theorem 4.3. *Let K be a non-degenerate tetrahedron then, for any $L \in \mathcal{BK}$ holds*

$$(12) \quad \frac{1}{\eta_L} \leq \frac{36\sqrt[3]{9}}{\eta_K}$$

Proof. Fix $L \in \mathcal{BK}$; denote $\{\mathbf{b}_i : 1 \leq i \leq 4\}$ its vertices and $\{\mathbf{v}_i : 1 \leq i \leq 4\}$ be the vertices of K . We start assuming that the tetrahedron L is the one generated by the identity permutation i.e. $L = \Delta_{Id}$ and its vertices satisfy

$$(13) \quad \mathbf{b}_i = \frac{1}{i} \sum_{\ell=1}^i \mathbf{v}_\ell, \quad 1 \leq i \leq 4$$

Clearly $\{|\mathbf{v}_i - \mathbf{v}_j| : 1 \leq i < j \leq 4\}$ and $\{|\mathbf{b}_i - \mathbf{b}_j| : 1 \leq i < j \leq 4\}$ are the lengths of the six edges of K and L respectively, due (13) we have

$$|\mathbf{b}_1 - \mathbf{b}_2| = \left| \mathbf{v}_1 - \frac{\mathbf{v}_1 + \mathbf{v}_2}{2} \right| = \frac{1}{2} |\mathbf{v}_1 - \mathbf{v}_2| \leq \frac{1}{2} \sum_{1 \leq i < j \leq 4} |\mathbf{v}_i - \mathbf{v}_j|$$

Exhausting the remaining five cases with the same technique we have

$$|\mathbf{b}_k - \mathbf{b}_\ell| \leq \frac{1}{\text{lcm}\{k, \ell\}} \sum_{1 \leq i < j \leq 4} |\mathbf{v}_i - \mathbf{v}_j| \leq \frac{1}{2} \sum_{1 \leq i < j \leq 4} |\mathbf{v}_i - \mathbf{v}_j|, \quad 1 \leq k < \ell \leq 4$$

Here $\text{lcm}\{k, \ell\}$ denotes the lowest common multiple of k and ℓ . Therefore

$$\begin{aligned} \left(\sum_{1 \leq i < j \leq 4} |\mathbf{b}_i - \mathbf{b}_j|^2 \right)^{1/2} &\leq \sqrt{6} \max\{|\mathbf{b}_i - \mathbf{b}_j| : 1 \leq i < j \leq 4\} \\ &\leq \frac{\sqrt{6}}{2} \sum_{1 \leq i < j \leq 4} |\mathbf{v}_i - \mathbf{v}_j| \leq \frac{\sqrt{6}}{2} \sqrt{6} \left(\sum_{1 \leq i < j \leq 4} |\mathbf{v}_i - \mathbf{v}_j|^2 \right)^{1/2} \end{aligned}$$

Where the factor $\sqrt{6}$ shows due to the equivalence norms $\|\cdot\|_\infty - \|\cdot\|_2$ and $\|\cdot\|_1 - \|\cdot\|_2$ norms in \mathbb{R}^6 ; thus

$$(14) \quad \sum_{1 \leq i < j \leq 4} |\mathbf{b}_i - \mathbf{b}_j|^2 \leq 9 \sum_{1 \leq i < j \leq 4} |\mathbf{v}_i - \mathbf{v}_j|^2$$

On the other hand, since the refinement $\mathcal{BK} = \{L_j : 1 \leq j \leq 24\}$ is made through the centroid of K all the tetrahedra have the same volume i.e. $|L|_3 = \frac{1}{24} |K|_3$. Thus, recalling the definition of mean ratio given by equality (9e) and combining it with the inequality above (14) we get

$$\begin{aligned} \eta_L &= \frac{12(3|L|_3)^{2/3}}{\sum\{|\mathbf{b}_i - \mathbf{b}_j|^2 : 1 \leq i < j \leq 4\}} = \frac{12(3 \frac{1}{24} |K|_3)^{2/3}}{\sum\{|\mathbf{b}_i - \mathbf{b}_j|^2 : 1 \leq i < j \leq 4\}} \\ &\geq \frac{1}{9} \frac{1}{24^{2/3}} \frac{12(3|K|_3)^{2/3}}{\sum\{|\mathbf{v}_i - \mathbf{v}_j|^2 : 1 \leq i < j \leq 4\}} = \frac{1}{36 \sqrt[3]{9}} \eta_K \end{aligned}$$

which is the desired estimate (12).

Finally, for any other tetrahedron $M \in \mathcal{BK}$, let $\{\mathbf{u}_i : 1 \leq i \leq 4\}$ be its vertices, then there exists $\pi \in S_4$ such that

$$\mathbf{u}_i = \frac{1}{i} \sum_{\ell=1}^i \mathbf{v}_{\pi(\ell)}, \quad \forall 1 \leq i \leq 4.$$

Repeating the previous arguments we have

$$\sum_{1 \leq i < j \leq 4} |\mathbf{u}_i - \mathbf{u}_j|^2 \leq 9 \sum_{1 \leq i < j \leq 4} |\mathbf{v}_{\pi(i)} - \mathbf{v}_{\pi(j)}|^2 = 9 \sum_{1 \leq i < j \leq 4} |\mathbf{v}_i - \mathbf{v}_j|^2$$

and the estimate (12) follows. \square

Corollary 4.4. *Let K be a non-degenerate tetrahedron then, for any $L \in \mathcal{BK}$ holds*

$$(15) \quad \zeta_L \leq \frac{2^6 \cdot 3^9}{\eta_K^3}$$

Proof. A straightforward combination of inequalities (11) and (15). \square

4.3. Regularity and the QLRs Refinement. We close this section citing a result given by the QLRs (quality local refinement based on subdivision) algorithm which is described in [12].

Theorem 4.5. *Let \mathcal{T} be a tetrahedral mesh of the domain Ω . Let $L^{(n)}$ be a refined tetrahedron produced by QLRs where n denotes the number of refinement levels. Let $K \in \mathcal{T}$ be the tetrahedron such that $L^{(n)} \subseteq K$, then*

$$(16) \quad \eta(L^{(n)}) \geq \frac{\sqrt[3]{4}}{11} \eta(K)$$

Where $\eta(L^{(n)})$ and $\eta(K)$ stand for the mean ratio shape parameters of $L^{(n)}$ and K respectively.

Remark 4.1. *Notice that the QLRs algorithm can be applied as many times as needed keeping a positive lower bound for its mean ratio regardless of the number of times it is applied. Therefore, using an original tetrahedral mesh this can be refined in order to generate a tetrahedral grid of prescribed size $h > 0$ and its tetrahedra have mean ratio bigger or equal than $\frac{\sqrt[3]{4}}{11} \eta$; where $\eta \stackrel{\text{def}}{=} \min\{\eta_\Delta : \Delta \in \mathcal{T}\} > 0$.*

Definition 4.6. *Let $\{K : K \in \mathcal{T}\}$ be a tetrahedral mesh of the domain Ω , we denote by $\mathcal{Q}^n \mathcal{T}$ the n levels of QLRs refinement of the mesh \mathcal{T} .*

Theorem 4.7. *Let \mathcal{T} be a tetrahedral mesh of Ω then the sequence $\{\mathcal{BQ}^n \mathcal{T} : n \in \mathbb{N}\}$ has bounded regularity, moreover there exists a positive constant κ such that*

$$(17) \quad \sup_{n \in \mathbb{N}} \max\{\zeta_L : L \in \mathcal{BQ}^n \mathcal{T}\} \leq \frac{\kappa}{\eta^3}.$$

Where $\eta \stackrel{\text{def}}{=} \min\{\eta_\Delta : \Delta \in \mathcal{T}\}$.

Proof. Let L be a tetrahedron in $\mathcal{BQ}^n\mathcal{T}$, then there exists a $K \in \mathcal{Q}^n\mathcal{T}$ and $\Delta \in \mathcal{T}$ such that $L \subseteq K \subseteq \Delta$. Then combining inequalities (15) and (16) we have

$$\zeta_L \leq \frac{3^6}{\eta_\kappa^3} \leq \frac{11 \cdot 2^6 \cdot 3^9}{\sqrt[3]{4}} \frac{1}{\eta_\Delta^3} \leq \frac{11 \cdot 2^6 \cdot 3^9}{\sqrt[3]{4}} \frac{1}{\min\{\eta_\Delta^3 : \Delta \in \mathcal{T}\}}$$

Therefore, the result follows for $\kappa = \frac{11 \cdot 2^6 \cdot 3^9}{\sqrt[3]{4}}$. \square

5. CONCLUDING REMARKS AND DISCUSSION

The present work yields several conclusions listed below

- (i) We have provided a method for generating bipartite grids of prescribed size and controlled regularity in 2-D and 3-D. This provides the theoretical setting to assure the well-posed mixed-mixed formulation of a problem such as the porous media equation presented in [14].
- (ii) The method is far from been optimal. The bipartite refinements given in definitions 2.10 and 3.22 for 2-D and 3-D respectively, subdivide internal angles of the initial elements. This deteriorates severely the shape quality of the mesh, as seen in the proof of theorem 4.7 where the bound is amplified by a factor of $2^6 \cdot 3^9$ from the constant provided by the QLRs refinement method.
- (iii) One initial improvement for the bipartite refinements would discuss the placement of the new internal vertex. For instance in 2-D the barycenter of the triangle could be replaced by the incenter in order to bisect the angles of the original triangle. This deteriorates the internal angles in a more balanced way.
- (iv) The bipartite refinement needs to be applied the the whole mesh, regardless of a-posteriori estimation of the solution or other guideline. This constraint needs to be addressed: from the mesh generation point of view (e.g. local refinement criteria or developing a different generation technique) and from the mixed-mixed variational formulation [14] point of view.
- (v) Using the bipartite refinement generates a grid which has 6 times and 24 times the number of elements of the original grid for 2-D and 3-D respectively; therefore the number of elements increases considerably. However, the computational costs for finding the center of gravity and code implementation are low, in contrast with the demanded in calculating an optimal point as the incenter previously suggested.

6. ACKNOWLEDGEMENTS

The Authors wish to thank Universidad Nacional de Colombia, Sede Medellín for supporting this work.

REFERENCES

- [1] Randolph E. Bank, Andrew H. Sherman, and Alan Weiser. *Refinement algorithms and data structures for regular local mesh refinement*. In R. Stepleman (Ed.) *Scientific Computing*. IMACS. North Holland, Amsterdam, 1983.
- [2] Dietrich Braess. *Finite Elements. Theory fast solvers and applications in solid mechanics*. Lecture Notes in Mathematics.
- [3] John B. Conway. *Functions of One Complex Variable I*. Graduate Texts in Mathematics, Vol. 11. Springer, New York, 1978.
- [4] Donald French and Mauricio Osorio. A galerkin meshfree method with diffuse derivatives and stabilization. *Computational Mechanics*, 50:657–664, 2012.
- [5] Vivette Girault and Pierre-Arnaud Raviart. *Finite Element Methods for Navier–Stokes Equations. Theory and Algorithms*. Springer, Berlin, 1986.
- [6] Jonathan L. Gross and Jay Yellen. *Graph Theory and its Applications*. Discrete Mathematics and its Applications. Chapman & Hall/CRC. Taylor & Francis Group, Boca Raton, FL, 2006.
- [7] Sergio Idelsohn and Eugenio Oñate. To mesh or not to mesh. That is the question *Computer methods in applied mechanics and engineering*, 195:4681–4696, 2006.
- [8] Marianela Lentini and Marco Paluszny. Orthogonal grids on meander-like regions. *Electronic Transactions on Numerical Analysis*, 34:1–13, 2008.
- [9] Vladimir D. Liseikin. *Grid Generation Methods, 2nd Ed*. Scientific Computation. Springer, New York, 2010.
- [10] Anwei Liu and Barry Joe. On the shape of tetrahedra from bisection. *Math. Comp.*, 63:141–154, 1994.
- [11] Anwei Liu and Barry Joe. Relationship between tetrahedron shape measures. *BIT*, 34:268–287, 1994.
- [12] Anwei Liu and Barry Joe. Quality local refinement of tetrahedral meshes based on 8-sutetrahedron subdivision. *Mathematics of Computation*, 65:1183–1200, 1996.
- [13] William S. Massey. *A Basic Course in Algebraic Topology*. Graduate Texts in Mathematics, Vol. 127. Springer, New York, 1991.
- [14] Fernando Morales and Ralph Showalter. Interface approximation of Darcy flow in a narrow channel. *Mathematical Methods in the Applied Sciences*, 35:182–195, 2012.
- [15] James R. Munkres. *Topology, Second Edition*. Prentice Hall, NJ, 2000.
- [16] Marco Paluszny. Polynomial patches through geodesics. *Computer-Aided Design*, 40:56–61, 2008.

Fernando A Morales
Escuela de Matemáticas
Universidad Nacional de Colombia, Sede Medellín
Calle 59 A No 63-20 - Bloque 43, oficina 106
Medellín - Colombia
E-mail: famoralesj@unal.edu.co

Mauricio A Osorio
Escuela de Matemáticas
Universidad Nacional de Colombia, Sede Medellín
Calle 59 A No 63-20 - Bloque 43, oficina 106
Medellín - Colombia
E-mail: maosorio@unal.edu.co